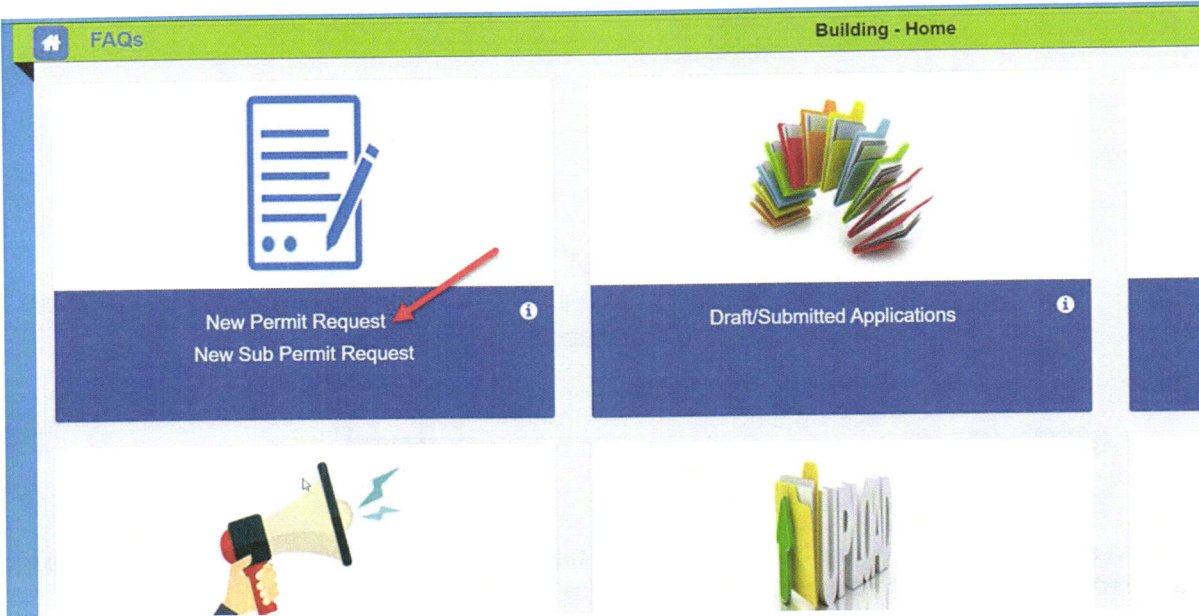


How do I get my Decal permit?

A Contractor needs to be registered for the Annual Decal program in order to be able to get Decal permits online. No Registration is required for getting "Decal Online - Security Alarm (Low Voltage EF)".

To get a Decal permit, click on New Permit Request as shown below.



Complete Property/Owner, Contractor and Contact info in the first three tabs as you would for any regular permit. In the Scope of Work tab, select the appropriate permit type starting with Decal Online as shown below. Complete the information required in the Scope of Work tab and click Continue to move to the next tab.



PR Application # 14987

Property/Owner Contractor Contact **Scope of Work** Upload Documents Acknowledge Submit

Trade: Structural Roofing Electrical Mechanical Plumbing Fire
 Gas Other

Type of Work: New Addition Alteration Repair Demolition Temporary
 Other

Category: Residential

Permit Description: Day Care Center

Value of Work: [input field]

Net Square Feet: [input field]

Building Gross Square Feet: [input field]

Number of Units: [input field]

Further Description of Work: **Decal Online - Water Heater Change Out**
Deck
Demolition - SFD w/Vacant Lot Landscaping
Demolition Accessory Structure - Residential
Demolition Interior Removal - Non-Structural
Demolition Non-Multi-Residential
Demolition Residential - Mobile Home

Save & Complete Later Cancel Back Continue

Upload required documents in the Upload Documents tab as shown below. Please make sure to choose the correct document type for the document to be uploaded.

PR Application # 14987

Property/Owner Contractor Contact Scope of Work **Upload Documents** Acknowledge Submit

Forms Checklist

****Following (Document Category - Document Type) are required:**
• Application Documents - Contractor's WH Change Out Waiver

Create Document Set

Document Category: Application Documents Document Type: Contractor's WH Change Out Waiver Create

1 - Contractor's WH Change Out Waiver

Add Pages Clear Pages

Drop Images or PDFs files here.

Save & Complete Later Cancel Back Continue

Once you Submit the completed application, a permit number will be generated for the issued Decal permit as shown below.



Home **FAQs** Building - New App


Submit Success

Permit number **M-2020-020188-0000** has been prepared.
 Electrical no fee sub permit has automatically been added and must be issued within 30 days or it will be removed.
 Please pay any fees due and download the permit card from My Permits area.


Do you want to continue with a new application?

Yes **No**


Please pay the fees due for this permit. Once the fees are paid, the Decal permit can be downloaded from the "My Permits" area as shown below.



New Permit Request
New Sub Permit Request



Draft/Submitted Applications



























My Permits (Revision/Renewal)

Home **FAQs** Building - MyApps

All Permits

All Permits **Inactive Permits**

Show All

Application No	Rev	Rnw	Permit Description	Contractor #	Site Address	Contract #	Issued Date	Status	Bal.	Actions
M-2020-020117-0000			Decal Online - A/C Change Out	1381-027101	1125 165th St N, Loxahatchee 33473	1381-027101	08/17/2020	Complete	\$0.00	  
M-2020-020118-0000			HVAC - Eqmpt C/O - Res - W/In Unit	1381-026864	4427 Coffey Way Dr, West Boynton Beach 33418	1381-026864	09/19/2020	Active	\$0.00	  
E-2020-020118-0001			General Electrical	50-13810210	4427 Coffey Way Dr, West Boynton Beach 33418	50-13810210		Active	\$0.00	  
E-2020-020125-0000			Decal Online - Security Alarm (Low Voltage EF)	50-13810210	4427 Coffey Way Dr, West Boynton Beach 33418	50-13810210	09/09/2020	Active	\$0.00	  
P-2020-020155-0000			Decal Online - Water Heater Change Out	1381-026864	1125 165th St N, Loxahatchee 33473	1381-026864	09/21/2020	Active	\$0.00	  
B-2020-020185-0000			Accessory Bldg < 36 Sq Ft Site Built or Prefab	1381-026864	124 Mulberry Grove Rd, West Palm Beach 33411	1381-026864	10/01/2020	Active	\$0.00	  
B-2020-020185-0001			Miscellaneous Building	1381-026864	124 Mulberry Grove Rd, West Palm Beach 33411	1381-026864	10/01/2020	Active	\$0.00	  
M-2020-020188-0000			Decal Online - A/C Change Out	1381-026864	1125 165th St N, Loxahatchee 33473	1381-026864	10/05/2020	Active	\$0.00	  

Total Records: 58



EPZB Building portal

Please upload Notice of Commencement (NOC) if applicable using the "Supporting Documents" area as shown below.

The screenshot shows a grid of six blue buttons with white text and icons. A red arrow points to the 'Supporting Documents' button. The buttons are arranged in two rows and three columns:

- Top Row:**
 - Button 1:** Icon of a document and pencil. Text: "New Permit Request", "New Sub Permit Request".
 - Button 2:** Icon of a stack of colorful folders. Text: "Draft/Submitted Applications".
 - Button 3:** Icon of a permit document with a signature. Text: "My Permits (Revision/Renewal)".
- Bottom Row:**
 - Button 4:** Icon of a megaphone. Text: "Actions Required / Upload Corrections".
 - Button 5:** Icon of a stack of documents with a red arrow pointing to it. Text: "Supporting Documents".
 - Button 6:** Icon of three people silhouettes. Text: "Manage Proxy", "Manage Frequent Contacts".