

**Board of County Commissioners  
Impact Fee Report  
For  
Fiscal Year 2016**

**Board of County Commissioners  
Impact Fee Report  
For Fiscal Year 2016**

---

**INDEX**

---

**Page**

**1 Acknowledgments**

**Introduction**

**2 - Introductory Letter**

**Impact Fee Summary Highlights**

**3 - Impact Fee Revenues & Expenditures for Fiscal Year 2016**

**4 - Summary of Impact Fee Revenues by Zone**

**5 - Summary of Impact Fee Expenditures by Zone**

**6 - Summary of Impact Fee Revenues by Municipality**

**7 - Credit Summary Report**

**Impact Fee Historical Trends**

**8 - Summary of Impact Fee Revenues by Fiscal Year 2011-2016**

**9 - Summary of Impact Fee Expenditures by Fiscal Year 2011-2016**

**Impact Fee Revenue by Municipality**

**10-48 - Detail Impact Fee Revenues by Municipality**

**Impact Fee Expenditures by Benefit Zone**

**49-53 - Impact Fee Expenditures for Roads**

**54 - Impact Fee Expenditures for Law Enforcement**

**55 - Impact Fee Expenditures for Fire Rescue**

**56-58 - Impact Fee Expenditures for Parks**

**59 - Impact Fee Expenditures for Public Buildings**

**60 - Impact Fee Expenditures for Libraries**

**61-64 - Impact Fee Expenditures for Schools**

**Impact Fee Benefit Zone Maps**

**65 - Impact Fee Benefit Zone Map for Schools**

**66 - Impact Fee Benefit Zone Map for Roads**

**67 - Impact Fee Benefit Zone Map for Law Enforcement**

**68 - Impact Fee Benefit Zone Map for Fire Rescue**

**69 - Impact Fee Benefit Zone Map for Parks**

**70 - Impact Fee Benefit Zone Map for Public Buildings**

**71 - Impact Fee Benefit Zone Map for Libraries**

---

**PALM BEACH COUNTY  
ACKNOWLEDGEMENTS**

---

Special recognition should be given to the following individuals for their effort in coordinating and preparing the 2016 Impact Fee Report.

**Office of Financial Management & Budget  
(in alphabetical order)**

<b>Sherry Brown</b>	<b>Director of OFMB</b>
<b>Michele A. Bonanni</b>	<b>Financial Analyst II</b>
<b>Richard Iavarone</b>	<b>Director of Financial Management Division</b>
<b>Willie Swoope</b>	<b>Impact Fee Manager</b>

**Municipal Collecting Agents  
(in alphabetical order)**

**Boca Raton  
Boynton Beach  
Briny Breezes  
Delray Beach  
Golf  
Greenacres  
Juno Beach  
Jupiter  
Mangonia Park  
North Palm Beach  
Palm Beach Gardens  
Palm Springs  
Riviera Beach  
Royal Palm Beach  
Tequesta  
Wellington**

***Special thanks to:***

County Commissioners, County Administrator, Deputy County Administrator, and Assistant County Administrators for their continuous support of the Impact Fee Program.

Palm Beach County's PZ&B Building and Accounting Staff for their efforts in collection and accounting of Impact Fees.

Palm Beach County's Information System Services & Finance Department for their continued support of the Impact Fee program.



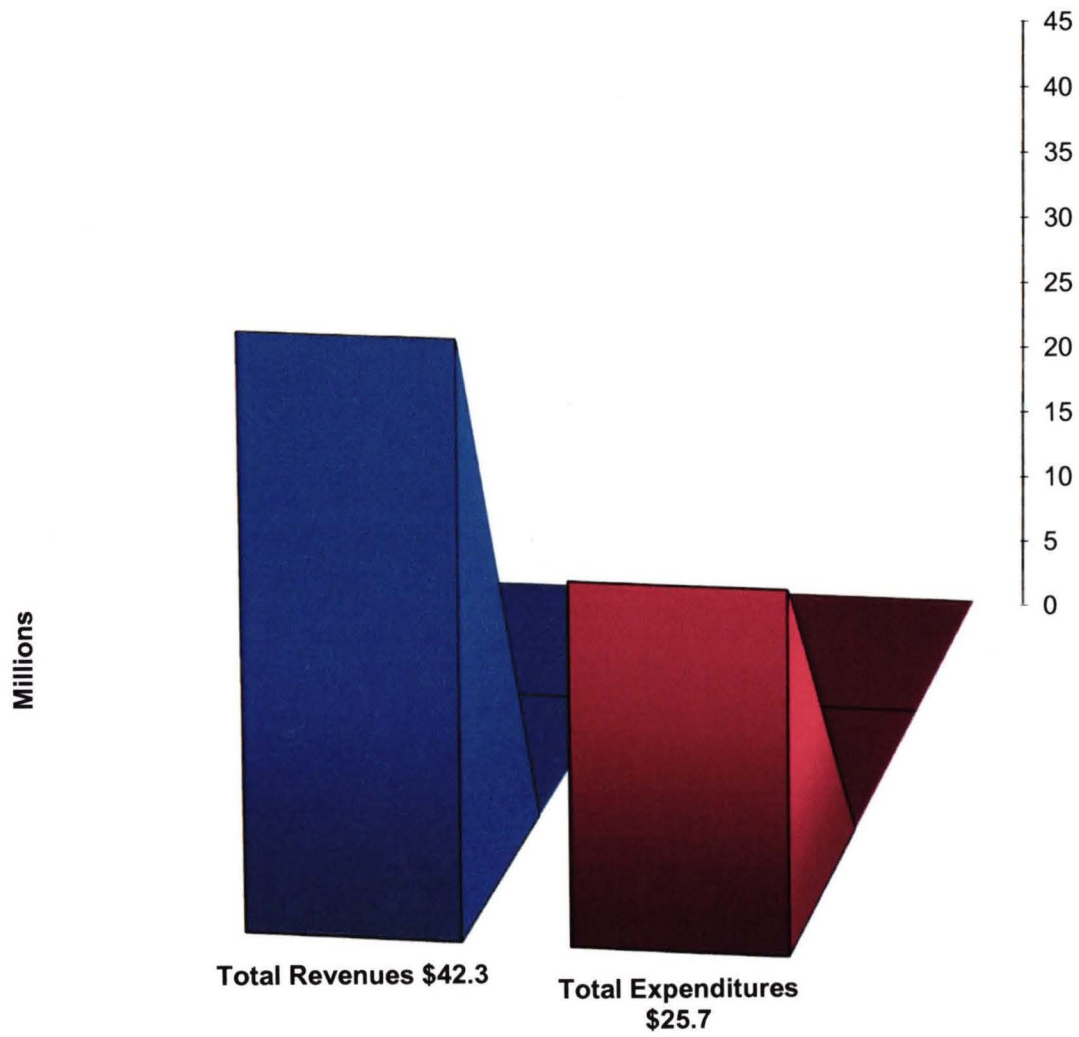


**IMPACT FEE**

**SUMMARY HIGHLIGHTS**



# Impact Fee Revenues & Expenditures For Fiscal Year 2016



**Board of County Commissioners  
Collection of Impact Fees  
By Zone**

<u>Descriptions</u>	<u>2016 Actual</u>
<b><u>School Program</u></b>	
Impact Fee Zone 1	\$939,296
Impact Fee Zone 2	2,444,402
Impact Fee Zone 3	3,611,011
Impact Fee Zone 4	783,115
<b><u>Road Program</u></b>	
Impact Fees Zone 1	4,050,907
Impact Fees Zone 2	4,889,702
Impact Fees Zone 3	3,320,974
Impact Fees Zone 4	4,977,001
Impact Fees Zone 5	12,297,542
<b><u>Law Enforcement Program</u></b>	
Law Enforcement Impact Fees	292,330
<b><u>Fire Rescue Program</u></b>	
Fire Rescue Impact Fees	0
<b><u>Parks Program</u></b>	
Impact Fees Z-1	327,271
Impact Fees Z-2	1,029,441
Impact Fees Z-3	1,355,114
<b><u>Other Programs</u></b>	
Public Building Impact Fees	1,398,516
Library Impact Fees	563,661
<b>Grand Total</b>	<b>\$42,280,283</b>

Descriptions	2016 Actual
School	\$7,777,824
Road	29,536,126
Law Enforcement	292,330
Fire/Rescue	0
Parks	2,711,826
Public Building	1,398,516
Library	\$563,661
<b>Grand Total</b>	<b>\$42,280,283</b>

**Board of County Commissioners  
Summary of Impact Fee Expenditures  
By Zone**

Descriptions	2016 Expenditures
Roads I/F - Zone 1	\$3,465,437
Roads I/F - Zone 2	1,265,700
Roads I/F - Zone 3	5,840,168
Roads I/F - Zone 4	2,535,419
Roads I/F - Zone 5	1,811,020
Law Enforcement	0
Fire Rescue I/F	76,373
Parks I/F Zone 1	75,964
Parks I/F Zone 2	1,564,700
Parks I/F Zone 3	1,337,163
Public Building I/F	0
Library I/F	6,629
School I/F Zone 1	1,217,300
School I/F Zone 2	2,572,800
School I/F Zone 3	3,216,000
School I/F Zone 4	719,260
<b>Grand Total</b>	<b>\$25,703,933</b>

Summary of Impact Fees	2016 Actual
School	\$7,725,360
Roads	14,917,744
Law	0
Fire Rescue	76,373
Parks	2,977,827
Public Building	0
Library	6,629
<b>Grand Total</b>	<b>\$25,703,933</b>



**Board of County Commissioners  
Summary of Impact Fee Revenue  
By Municipality**

<u>Descriptions</u>	<u>2016 Actual</u>
Atlantis	\$72,735
Belle Glade	0
Boca Raton	8,543,679
Boynton Beach	2,661,184
Briny Breeze	0
Cloud Lake	0
Delray Beach	2,506,166
Glen Ridge	4,527
Golf	0
Greenacres	1,288,911
Gulfstream	39,100
Haverhill	41,448
Highland Beach	34,411
Hypoluxo	0
Juno Beach	50,146
Jupiter	1,304,552
Jupiter Inlet Colony	518
Lake Clarke Shores	552
Lake Park	185
Lake Worth	965,066
Lantana	1,640,224
Loxahatchee Groves	190,298
Manalapan	0
Mangonia Park	76,104
North Palm Beach	65,201
Ocean Ridge	12,732
Pahokee	0
Palm Beach	47,332
Palm Beach Gardens	2,465,998
Palm Beach Shores	0
Palm Springs	384,388
Riviera Beach	763,232
Royal Palm Beach	282,437
South Bay	0
South Palm Beach	0
Tequesta	44
Unincorporated P.B.C.	14,007,131
Wellington	2,356,439
West Palm Beach	2,475,543
<b>Grand Total</b>	<b><u><u>\$42,280,283</u></u></b>

<b>Palm Beach County Credit Summary Report Fiscal Year 2016</b>
---

Impact Fee Components September-16	<----- Monthly Credit ----->		<----- Total Credit ----->		Available Credit Balances as of September 30, 2016
	Allowed	Used	Authorized	Used	
Fire Rescue	\$0.00	\$0.00	\$19,956.54	\$19,956.54	\$0.00
Parks	\$0.00	\$0.00	\$4,296,045.40	\$2,732,168.56	\$1,563,876.84
Schools	\$0.00	\$0.00	\$9,191,723.15	\$7,803,983.43	\$1,387,739.72
Roads	\$0.00	\$138,388.92	\$133,697,358.48	\$109,147,368.57	\$24,549,989.91
Libraries	\$0.00	\$0.00	\$8,213.94	\$8,213.94	\$0.00
Public Buildings	\$0.00	\$0.00	\$11,179.82	\$7,557.02	\$3,622.80
Law - Patrol	\$0.00	\$0.00	\$4,079.14	\$4,079.14	\$0.00
Law - County	\$0.00	\$0.00	\$411.50	\$8.04	\$403.46
<b>Total</b>	<b>\$0.00</b>	<b>\$138,388.92</b>	<b>\$147,228,967.97</b>	<b>\$119,723,335.24</b>	<b>\$27,505,632.73</b>

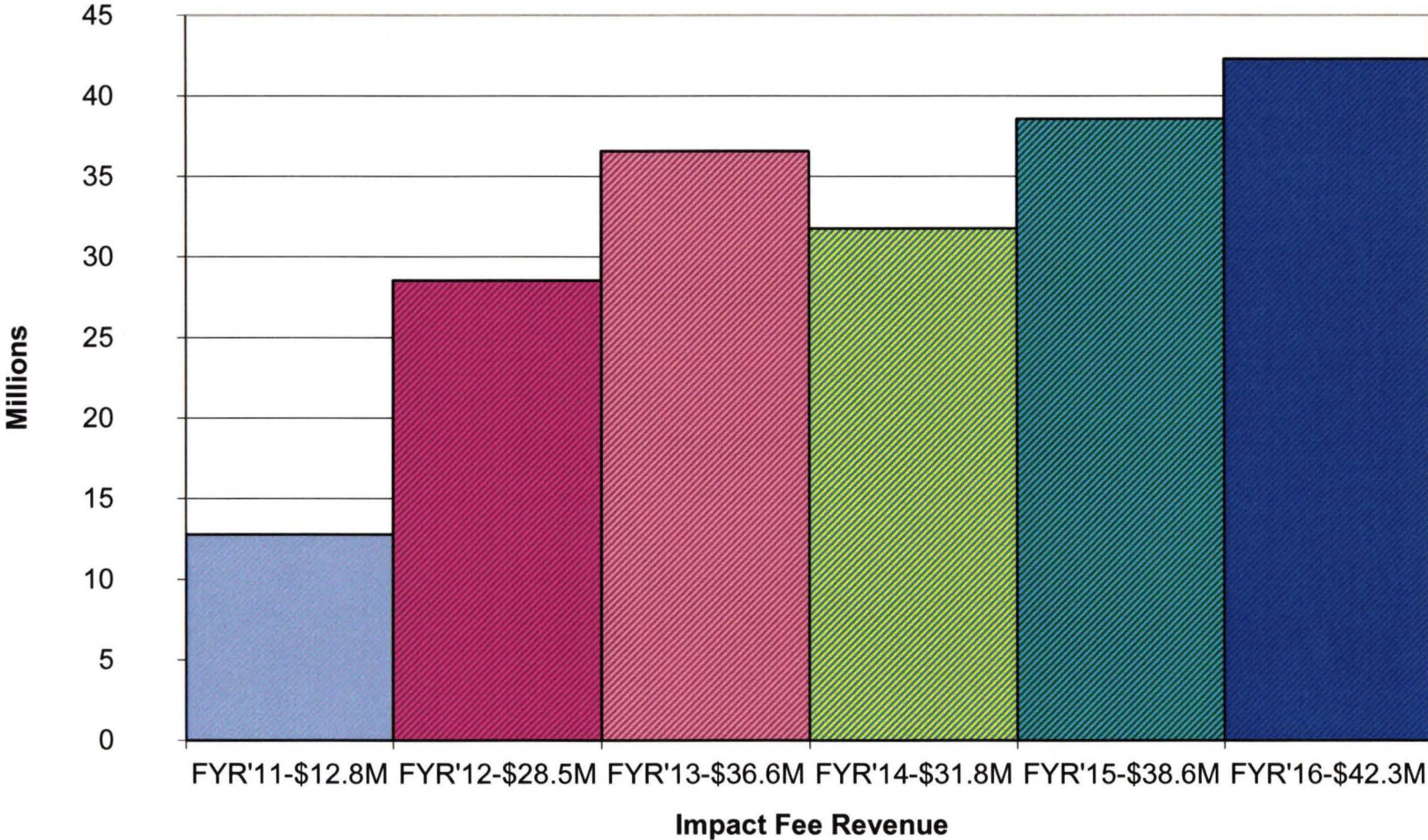


**IMPACT FEE**

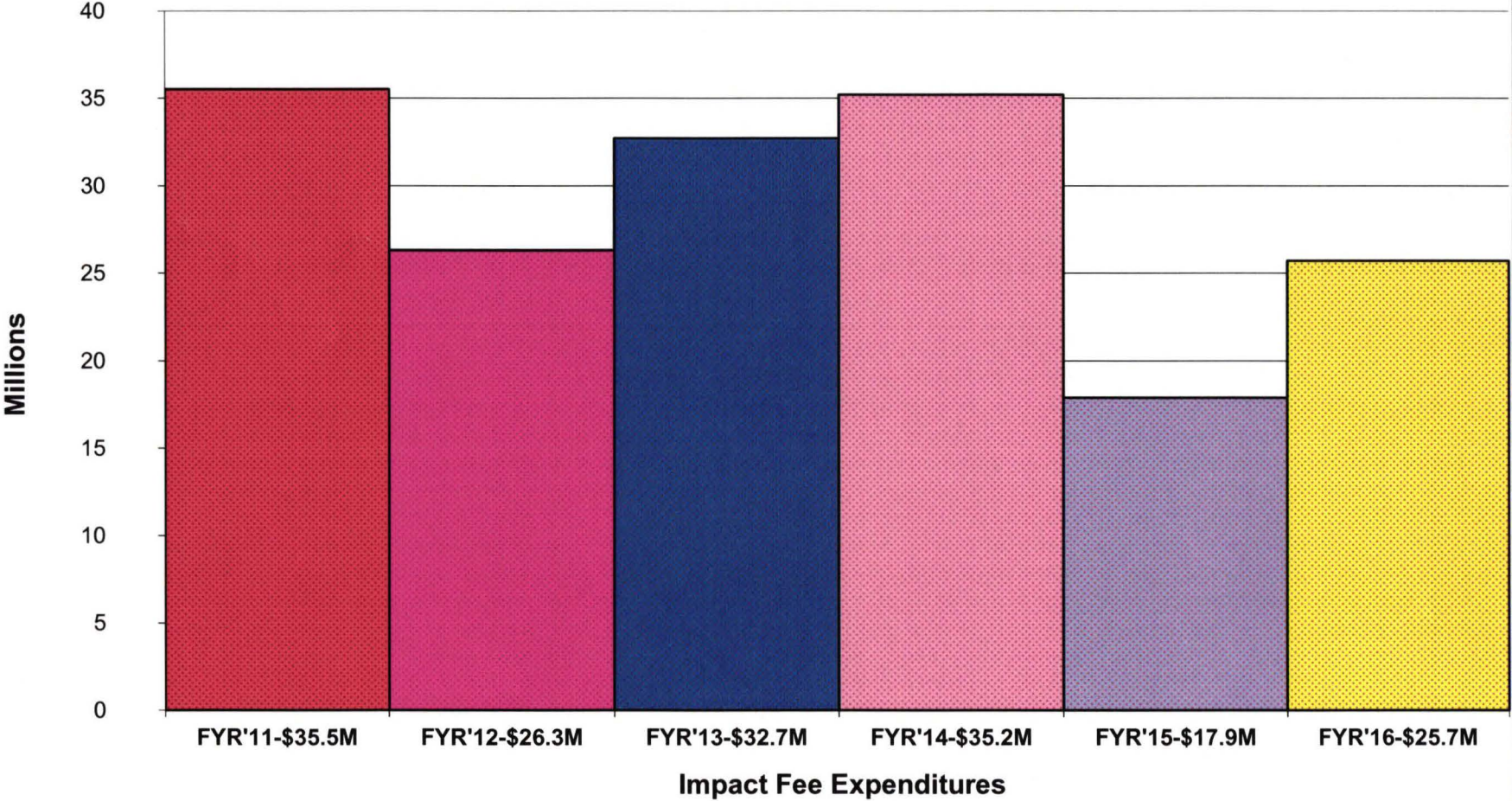
**HISTORICAL TRENDS**



# Impact Fee Revenue by Fiscal Year Fiscal Years 2011 - 2016



### Impact Fee Expenditures by Fiscal Year Fiscal Years 2011- 2016







**IMPACT FEE REVENUE  
BY MUNICIPALITY**



**Board of County Commissioners  
Detail Impact Fee Revenue  
City of Atlantis**

Descriptions	2016 Actual
School I/F Zone 2	\$0
Roads I/F Zone 4	70,415
Parks I/F Zone 2	0
Public Building I/F	2,320
Library I/F	0
<b>Grand Total</b>	<b>\$72,735</b>

Summary of Impact Fees	2016 Actual
School	\$0
Roads	70,415
Parks	0
Public Building	2,320
Library	0
<b>Grand Total</b>	<b>\$72,735</b>

**Board of County Commissioners  
Detail Impact Fee Revenue  
City of Belle Glade**

Descriptions	2016 Actual
Public Building I/F	\$0
Library I/F	0
<b>Grand Total</b>	<b>\$0</b>

Summary of Impact Fees	2016 Actual
Public Building	\$0
Library	0
<b>Grand Total</b>	<b>\$0</b>

**Board of County Commissioners  
Detail Impact Fee Revenue  
City of Boca Raton**

<b>Descriptions</b>	<b>2016 Actual</b>
School I/F Zone 3	\$1,658,394
Roads I/F Zone 5	6,312,420
Parks I/F Zone 3	327,552
Public Building I/F	245,313
<b>Grand Total</b>	<b>\$8,543,679</b>

<b>Summary of Impact Fees</b>	<b>2016 Actual</b>
School	\$1,658,394
Roads	6,312,420
Parks	327,552
Public Building	245,313
<b>Grand Total</b>	<b>\$8,543,679</b>



**Board of County Commissioners  
Detail Impact Fee Revenue  
City of Boynton Beach**

<u>Descriptions</u>	<u>2016 Actual</u>
School I/F Zone 2	\$734,046
School I/F Zone 3	17,720
Roads I/F Zone 4	1,538,679
Roads I/F Zone 5	120,970
Parks I/F Zone 2	141,457
Parks I/F Zone 3	2,722
Public Building I/F	105,590
<b>Grand Total</b>	<b><u><u>\$2,661,184</u></u></b>

<u>Summary of Impact Fees</u>	<u>2016 Actual</u>
School	\$751,766
Roads	1,659,649
Parks	144,179
Public Building	105,590
<b>Grand Total</b>	<b><u><u>\$2,661,184</u></u></b>

**Board of County Commissioners  
Detail Impact Fee Revenue  
Town of Briny Breeze**

<b>Descriptions</b>	<b>2016 Actual</b>
School I/F Zone 3	\$0
Roads I/F Zone 4	0
Parks I/F Zone 3	0
Public Building I/F	0
<b>Grand Total</b>	<b>\$0</b>

<b>Summary of Impact Fees</b>	<b>2016 Actual</b>
School	\$0
Roads	0
Parks	0
Public Building	0
<b>Grand Total</b>	<b>\$0</b>

**Board of County Commissioners  
Detail Impact Fee Revenue  
Town of Cloud Lake**

<u>Descriptions</u>	<u>2016 Actual</u>
School I/F Zone 2	\$0
Roads I/F Zone 2	0
Law Enforcement I/F	0
Fire Rescue I/F	0
Parks I/F Zone 2	0
Public Building I/F	0
Library I/F	0
<b>Grand Total</b>	<b><u><u>\$0</u></u></b>

Summary of Impact Fees	2016 Actual
School	\$0
Roads	0
Law	0
Fire Rescue	0
Parks	0
Public Building	0
Library	0
<b>Grand Total</b>	<b><u><u>\$0</u></u></b>

**Board of County Commissioners  
Detail Impact Fee Revenue  
City of Delray Beach**

Descriptions	2016 Actual
School I/F Zone 3	\$534,922
Roads I/F Zone 5	1,801,381
Parks I/F Zone 3	103,566
Public Building I/F	66,297
<b>Grand Total</b>	<b>\$2,506,166</b>

Summary of Impact Fees	2016 Actual
School	\$534,922
Roads	1,801,381
Parks	103,566
Public Building	66,297
<b>Grand Total</b>	<b>\$2,506,166</b>



**Board of County Commissioners  
Detail Impact Fee Revenue  
Town of Glen Ridge**

Descriptions	2016 Actual
School I/F Zone 2	\$879
Roads I/F Zone 2	2,813
Law Enforcement I/F	124
Fire Rescue I/F	0
Parks I/F Zone 2	405
Public Building I/F	160
Library I/F	146
<b>Grand Total</b>	<b>\$4,527</b>

Summary of Impact Fees	2016 Actual
School	\$879
Roads	2,813
Law	124
Fire Rescue	0
Parks	405
Public Building	160
Library	146
<b>Grand Total</b>	<b>\$4,527</b>

**Board of County Commissioners  
Detail Impact Fee Revenue  
Village of Golf**

<u>Descriptions</u>	<u>2016 Actual</u>
School I/F Zone 3	\$0
Roads I/F Zone 5	0
Law Enforcement I/F	0
Parks I/F Zone 3	0
Public Building I/F	0
<b>Grand Total</b>	<b>\$0</b>

<u>Summary of Impact Fees</u>	<u>2016 Actual</u>
School	\$0
Roads	0
Law	0
Parks	0
Public Building	0
<b>Grand Total</b>	<b>\$0</b>

**Board of County Commissioners  
Detail Impact Fee Revenue  
City of Greenacres**

<u>Descriptions</u>	<u>2016 Actual</u>
School I/F Zone 2	\$138,865
Roads I/F Zone 2	811,461
Roads I/F Zone 4	232,090
Parks I/F Zone 2	59,799
Public Building I/F	28,674
Library I/F	18,022
<b>Grand Total</b>	<b><u><u>\$1,288,911</u></u></b>

<u>Summary of Impact Fees</u>	<u>2016 Actual</u>
School	\$138,865
Roads	1,043,551
Parks	59,799
Public Building	28,674
Library	18,022
<b>Grand Total</b>	<b><u><u>\$1,288,911</u></u></b>

**Board of County Commissioners  
Detail Impact Fees Revenue  
Town of Gulfstream**

Descriptions	2016 Actual
School I/F Zone 3	\$7,011
Road I/F Zone 5	28,132
Parks I/F Zone 3	2,963
Public Buildings	994
<b>Grand Total</b>	<b>\$39,100</b>

Summary of Impact Fees	2016 Actual
School	\$7,011
Roads	28,132
Parks	2,963
Public Buildings	994
<b>Grand Total</b>	<b>\$39,100</b>



**Board of County Commissioners  
Detail Impact Fee Revenue  
Town of Haverhill**

Descriptions	2016 Actual
School I/F Zone 2	\$7,472
Roads I/F Zone 2	28,132
Law Enforcement I/F	495
Fire Rescue I/F	0
Parks I/F Zone 2	3,444
Public Building I/F	911
Library I/F	994
<b>Grand Total</b>	<b>\$41,448</b>

Summary of Impact Fees	2016 Actual
School	\$7,472
Roads	28,132
Law	495
Fire Rescue	0
Parks	3,444
Public Building	911
Library	994
<b>Grand Total</b>	<b>\$41,448</b>

**Board of County Commissioners  
Detail Impact Fee Revenue  
Town of Highland Beach**

<b>Descriptions</b>	<b>2016 Actual</b>
School I/F Zone 3	\$8,576
Roads I/F Zone 5	21,029
Parks I/F Zone 3	3,624
Public Building I/F	1,182
<b>Grand Total</b>	<b>\$34,411</b>

<b>Summary of Impact Fees</b>	<b>2016 Actual</b>
School	\$8,576
Roads	21,029
Parks	3,624
Public Building	1,182
<b>Grand Total</b>	<b>\$34,411</b>

**Board of County Commissioners  
Detail Impact Fee Revenue  
Town of Hypoluxo**

Descriptions	2016 Actual
School I/F Zone 2	\$0
Roads I/F Zone 4	0
Parks I/F Zone 2	0
Public Building I/F	0
Library I/F	0
<b>Grand Total</b>	<b>\$0</b>

Summary of Impact Fees	2016 Actual
School	\$0
Roads	0
Parks	0
Public Building	0
Library	0
<b>Grand Total</b>	<b>\$0</b>

**Board of County Commissioners  
Detail Impact Fee Revenue  
Town of Juno Beach**

<b>Descriptions</b>	<b>2016 Actual</b>
School I/F Zone 1	\$9,201
Roads I/F Zone 1	35,165
Fire Rescue I/F	0
Parks I/F Zone 1	3,185
Public Building I/F	1,242
Library I/F	1,353
<b>Grand Total</b>	<b>\$50,146</b>

<b>Summary of Impact Fees</b>	<b>2016 Actual</b>
School	\$9,201
Roads	35,165
Fire Rescue	0
Parks	3,185
Public Building	1,242
Library	1,353
<b>Grand Total</b>	<b>\$50,146</b>



**Board of County Commissioners  
Detail Impact Fee Revenue  
Town of Jupiter**

<b>Descriptions</b>	<b>2016 Actual</b>
School I/F Zone 1	\$361,784
Roads I/F Zone 1	760,733
Fire Rescue I/F	0
Parks I/F Zone 1	67,605
Public Building I/F	64,754
Library I/F	49,676
<b>Grand Total</b>	<b>\$1,304,552</b>

<b>Summary of Impact fees</b>	<b>2016 Actual</b>
School	\$361,784
Roads	760,733
Fire Rescue	0
Parks	67,605
Public Building	64,754
Library	49,676
<b>Grand Total</b>	<b>\$1,304,552</b>

**Board of County Commissioners  
Detail Impact Fee Revenue  
Town of Jupiter Inlet Colony**

<u>Descriptions</u>	<u>2016 Actual</u>
School I/F Zone 1	\$301
Parks I/F Zone 1	104
Public Building I/F	54
Library I/F	59
<b>Grand Total</b>	<b><u><u>\$518</u></u></b>

<u>Summary of Impact Fees</u>	<u>2016 Actual</u>
School	\$301
Parks	104
Public Building	54
Library	59
<b>Grand Total</b>	<b><u><u>\$518</u></u></b>

**Board of County Commissioners  
Detail Impact Fee Revenue  
Town of Lake Clarke Shores**

<u>Descriptions</u>	<u>2016 Actual</u>
School I/F Zone 2	\$301
Roads I/F Zone 2	0
Fire Rescue I/F	0
Parks I/F Zone 2	138
Public Building I/F	54
Library I/F	59
<b>Grand Total</b>	<b><u>\$552</u></b>

<u>Summary of Impact Fees</u>	<u>2016 Actual</u>
School	\$301
Roads	\$0
Fire Rescue	0
Parks	138
Public Building	54
Library	59
<b>Grand Total</b>	<b><u>\$552</u></b>

**Board of County Commissioners  
Detail Impact Fee Revenue  
Town of Lake Park**

Descriptions	2016 Actual
School I/F Zone 1	\$113
Roads IF Zone 1	0
Parks I/F Zone 1	49
Public Building I/F	23
<b>Grand Total</b>	<b>\$185</b>

Summary of Impact Fees	2016 Actual
School	\$113
Roads	0
Parks	49
Public Building	23
<b>Grand Total</b>	<b>\$185</b>



**Board of County Commissioners  
Detail Impact Fee Revenue  
City of Lake Worth**

<b>Descriptions</b>	<b>2016 Actual</b>
<b>School I/F Zone 2</b>	\$168,910
<b>Roads I/F Zone 2</b>	879,210
<b>Roads I/F Zone 4</b>	(143,293)
<b>Parks I/F Zone 2</b>	31,564
<b>Fire Rescue</b>	0
<b>Public Building I/F</b>	28,675
<b>Grand Total</b>	<b>\$965,066</b>

<b>Summary of Impact Fees</b>	<b>2016 Actual</b>
<b>School</b>	<b>\$168,910</b>
<b>Roads</b>	<b>735,917</b>
<b>Parks</b>	<b>31,564</b>
<b>Fire Rescue</b>	<b>0</b>
<b>Public Building</b>	<b>28,675</b>
<b>Grand Total</b>	<b>\$965,066</b>

**Board of County Commissioners  
Detail Impact Fee Revenue  
Town of Lantana**

Descriptions	2016 Actual
School I/F Zone 2	\$354,342
Roads I/F Zone 4	1,162,613
Fire Rescue I/F	0
Parks I/F Zone 2	82,331
Public Building I/F	40,938
<b>Grand Total</b>	<b>\$1,640,224</b>

Summary of Impact Fees	2016 Actual
School	\$354,342
Roads	1,162,613
Fire Rescue	0
Parks	82,331
Public Building	40,938
<b>Grand Total</b>	<b>\$1,640,224</b>

**Board of County Commissioners  
Detail Impact Fee Revenue  
Town of Loxahatchee Groves**

<u>Descriptions</u>	<u>2016 Actual</u>
School I/F Zone 4	\$5,207
Roads I/F Zone 3	121,711
Parks I/F Zone 2	3,106
Fire Rescue	0
Library	942
Law Enforcement	7,743
Public Building I/F	51,589
<b>Grand Total</b>	<b><u><u>\$190,298</u></u></b>

Summary of Impact Fees	2016 Actual
School	\$5,207
Roads	121,711
Parks	3,106
Fire Rescue	0
Library	942
Law Enforcement	7,743
Public Building	51,589
<b>Grand Total</b>	<b><u><u>\$190,298</u></u></b>

**Board of County Commissioners  
Detail Impact Fee Revenue  
Town of Manalapan**

<b>Descriptions</b>	<b>2016 Actual</b>
School I/F Zone 2	\$0
Roads I/F Zone 4	0
Parks I/F Zone 2	0
Public Building I/F	0
<b>Grand Total</b>	<b>\$0</b>

<b>Summary of Impact Fees</b>	<b>2016 Actual</b>
School	\$0
Roads	0
Parks	0
Public Building	0
<b>Grand Total</b>	<b>\$0</b>

**Board of County Commissioners  
Detail Impact Fee Revenue  
Town of Mangonia Park**

Descriptions	2016 Actual
School I/F Zone 2	\$0
Roads I/F Zone 2	75,151
Parks I/F Zone 2	0
Public Building I/F	953
Library I/F	0
<b>Grand Total</b>	<b>\$76,104</b>

Summary of Impact Fees	2016 Actual
School	\$0
Roads	75,151
Parks	0
Public Building	953
Library	0
<b>Grand Total</b>	<b>\$76,104</b>

**Board of County Commissioners  
Detail Impact Fee Revenue  
Village of North Palm Beach**

<u>Descriptions</u>	<u>2016 Actual</u>
School I/F Zone 1	\$7,145
Roads I/F Zone 1	54,036
Parks I/F Zone 1	2,162
Public Building I/F	1,858
<b>Grand Total</b>	<b>\$65,201</b>

<b>Summary of Impact Fees</b>	<b>2016 Actual</b>
School	\$7,145
Roads	54,036
Parks	2,162
Public Building	1,858
<b>Grand Total</b>	<b>\$65,201</b>



**Board of County Commissioners  
Detail Impact Fee Revenue  
Town of Ocean Ridge**

Descriptions	2016 Actual
School I/F Zone 2	\$214
School I/F Zone 3	3,052
 Roads I/F Zone 4	 7,033
Parks I/F Zone 2	82
Parks I/F Zone 3	1,173
 Public Building I/F	 550
 Library I/F	 628
<b>Grand Total</b>	<b><u><u>\$12,732</u></u></b>

Summary of Impact Fees	2016 Actual
School	\$3,266
Roads	7,033
Parks	1,255
Public Building	550
Library	628
<b>Grand Total</b>	<b><u><u>\$12,732</u></u></b>

**Board of County Commissioners  
Detail Impact Fee Revenue  
City of Pahokee**

Descriptions	2016 Actual
Public Building I/F	\$0
Library I/F	0
<b>Grand Total</b>	<b>\$0</b>

Summary of Impact Fees	2016 Actual
Public Building	\$0
Library	0
<b>Grand Total</b>	<b>\$0</b>

**Board of County Commissioners  
Detail Impact Fee Revenue  
Town of Palm Beach**

<b>Descriptions</b>	<b>2016 Actual</b>
School I/F Zone 2	\$8,877
Roads I/F Zone 1	0
Roads I/F Zone 2	35,165
Roads I/F Zone 4	0
Parks I/F Zone 2	1,927
Public Building I/F	1,363
<b>Grand Total</b>	<b>\$47,332</b>

<b>Summary of Impact Fees</b>	<b>2016 Actual</b>
School	\$8,877
Roads	35,165
Parks	1,927
Public Building	1,363
<b>Grand Total</b>	<b>\$47,332</b>

**Board of County Commissioners  
Detail Impact Fee Revenue  
City of Palm Beach Gardens**

<b>Descriptions</b>	<b>2016 Actual</b>
School I/F Zone 1	\$257,138
Roads I/F Zone 1	2,017,384
Roads I/F Zone 3	0
Parks I/F Zone 1	87,419
Public Building I/F	67,822
Library I/F	36,235
<b>Grand Total</b>	<b>\$2,465,998</b>

<b>Summary of Impact Fees</b>	<b>2016 Actual</b>
School	\$257,138
Roads	2,017,384
Parks	87,419
Public Building	67,822
Library	36,235
<b>Grand Total</b>	<b>\$2,465,998</b>

**Board of County Commissioners  
Detail Impact Fee Revenue  
Town of Palm Beach Shores**

Descriptions	2016 Actual
School I/F Zone 1	\$0
Roads I/F Zone 1	0
Parks I/F Zone 1	0
Public Building I/F	0
Library I/F	0
<b>Grand Total</b>	<b>\$0</b>

Summary of Impact Fees	2016 Actual
School	\$0
Roads	0
Parks	0
Public Building	0
Library	0
<b>Grand Total</b>	<b>\$0</b>

**Board of County Commissioners  
Detail Impact Fee Revenue  
Village of Palm Springs**

<u>Descriptions</u>	<u>2016 Actual</u>
School I/F Zone 2	\$11,270
Roads I/F Zone 2	357,288
Parks I/F Zone 2	4,853
Public Building	10,977
Fire Rescue	0
<b>Grand Total</b>	<b><u><u>\$384,388</u></u></b>

<b>Summary of Impact Fees</b>	<b>2016 Actual</b>
School	11,270
Roads	357,288
Parks	4,853
Public Building	10,977
Fire Rescue	0
<b>Grand Total</b>	<b><u>\$384,388</u></b>



**Board of County Commissioners  
Detail Impact Fee Revenue  
City of Riviera Beach**

<b>Descriptions</b>	<b>2016 Actual</b>
School I/F Zone 1	\$115,546
School I/F Zone 2	2,424
Roads I/F Zone 1	440,261
Roads I/F Zone 2	168,202
Parks I/F Zone 1	15,289
Parks I/F Zone 2	762
Public Building I/F	20,748
<b>Grand Total</b>	<b>\$763,232</b>

<b>Summary of Impact Fees</b>	<b>2016 Actual</b>
School	\$117,970
Roads	608,463
Parks	16,051
Public Building	20,748
<b>Grand Total</b>	<b>\$763,232</b>

**Board of County Commissioners  
Detail Impact Fee Revenue  
Village of Royal Palm Beach**

Descriptions	2016 Actual
School I/F Zone 4	55,193
Roads I/F Zone 3	192,809
Parks I/F Zone 2	18,782
Public Building I/F	8,372
Library I/F	7,281
<b>Grand Total</b>	<b>\$282,437</b>

Summary of Impact Fees	2016 Actual
School	\$55,193
Roads	192,809
Parks	18,782
Public Building	8,372
Library	7,281
<b>Grand Total</b>	<b>\$282,437</b>

**Board of County Commissioners  
Detail Impact Fee Revenue  
City of South Bay**

Descriptions	2016 Actual
Public Building I/F	\$0
Library I/F	0
<b>Grand Total</b>	<b>\$0</b>

Summary of Impact Fees	2016 Actual
Public Building	\$0
Library	0
<b>Grand Total</b>	<b>\$0</b>

**Board of County Commissioners  
Detail Impact Fee Revenue  
Town of South Palm Beach**

Descriptions	2016 Actual
School I/F Zone 2	\$0
Roads I/F Zone 2	0
Roads I/F Zone 4	0
Fire Rescue	0
Parks I/F Zone 2	0
Public Building I/F	0
<b>Grand Total</b>	<b>\$0</b>

Summary of Impact Fees	2016 Actual
School	\$0
Roads	0
Fire Rescue	0
Parks	0
Public Building	0
<b>Grand Total</b>	<b>\$0</b>

**Board of County Commissioners  
Detail Impact Fee Revenue  
Village of Tequesta**

<b>Descriptions</b>	<b>2016 Actual</b>
School I/F Zone 1	\$0
Roads I/F Zone 1	0
Parks I/F Zone 1	0
Public Building I/F	21
Library I/F	23
<b>Grand Total</b>	<b>\$44</b>

<b>Summary of Impact Fees</b>	<b>2016 Actual</b>
School	\$0
Roads	0
Parks	0
Public Building	21
Library	23
<b>Grand Total</b>	<b>\$44</b>

**Board of County Commissioners  
Detail Impact Fee Revenues  
Unincorporated Palm Beach County**

<b>Impact Fee Zones</b>	<b>2016 Actuals</b>
School I/F Zone 1	\$188,068
School I/F Zone 2	506,294
School I/F Zone 3	1,381,336
School I/F Zone 4	209,725
Roads I/F Zone 1	743,328
Roads I/F Zone 2	1,310,658
Roads I/F Zone 3	990,514
Roads I/F Zone 4	2,109,462
Roads I/F Zone 5	4,013,609
Law Enforcement I/F Zone 2	253,484
Fire Rescue I/F	0
Parks I/F Zone 1	149,008
Parks I/F Zone 2	348,757
Parks I/F Zone 3	913,513
Public Building I/F	508,523
Library I/F	380,852
<b>Grand Total</b>	<b><u><u>\$14,007,131</u></u></b>

<b>Summary of Unincorporated P.B. County</b>	<b>2016 Actual</b>
School	\$2,285,423
Roads	9,167,571
Law	253,484
Fire Rescue	0
Parks	1,411,278
Public Building	508,523
Library	380,852
<b>Grand Total</b>	<b><u><u>\$14,007,131</u></u></b>



**Board of County Commissioners  
Detail Impact Fee Revenue  
Village of Wellington**

Descriptions	2016 Actual
School I/F Zone 4	\$505,781
Roads I/F Zone 3	1,502,937
Roads I/F Zone 4	0
Law Enforcement I/F	30,483
Fire Rescue	0
Parks I/F Zone 2	178,903
Public Building I/F	70,944
Library I/F	67,391
<b>Grand Total</b>	<b>\$2,356,439</b>

Summary of Impact Fees	2016 Actual
School	\$505,781
Roads	1,502,937
Law	30,483
Fire Rescue	0
Parks	178,903
Public Building	70,944
Library	67,391
<b>Grand Total</b>	<b>\$2,356,439</b>

**Board of County Commissioners  
Detail Impact Fee Revenue  
City of West Palm Beach**

<u>Descriptions</u>	<u>2016 Actual</u>
School I/F Zone 2	\$510,509
School I/F Zone 4	7,209
Roads I/F Zone 2	1,221,622
Roads I/F Zone 3	513,004
Parks I/F Zone 1	2,450
Parks I/F Zone 2	153,132
Public Building I/F	67,617
<b>Grand Total</b>	<b><u><u>\$2,475,543</u></u></b>

<u>Summary of Impact Fees</u>	<u>2016 Actual</u>
School	\$517,718
Roads	1,734,626
Parks	155,582
Public Building	67,617
<b>Grand Total</b>	<b><u><u>\$2,475,543</u></u></b>



**IMPACT FEE EXPENDITURES  
BY BENEFIT ZONE**

**Board of County Commissioners  
Impact Fees Expenditures  
Road Program Zone 1**

<u>Project Name:</u>	2016 Expenditures
Northlake Blvd & Military Tr Intersection	\$86,108
PGA Blvd & Military Trail Intersection	41,622
Old Dixie Hwy/Park Ave-Northlake	1,042,010
Congress Ave/Northlake To Alt.A1A	67,130
Northlake Blvd & Alt. A1A Intersection	11,153
PGA Blvd & Ellison Wilson Rd. Intersection	101,417
Australian Ave W 10th to N of W 13th RB	177,330
Silver Beh Rd/E of Con-Old Dix	90,526
Toney Penna Dr & Old Dixie Hwy	20,180
Island Way and Casa Circle-Church St	9,458
PGA Blvd & Central Blvd Intersection	41,856
RCA Blvd & SR811(Alt A1A) Intersection	23,478
Hood Rd & Central Blvd Intersection	65,089
Hood Rd/E of Turnpike to W.Central Blvd	275,892
Blue Heron & Australian Intersection	16,293
Indiantown Rd/Jupiter Farms Rd to W of Turnpike	36,603
Burns Rd & Military Trail Intersection	1,300,587
Church St Limestone Creek Rd to W of Central	20,553
Central Blvd & University Blvd Intersection	21,137
Blue Heron & Congress Intersection Imp	17,015
<b>Grand Total</b>	<b>\$3,465,437</b>

**Board of County Commissioners  
Impact Fees Expenditures  
Road Program Zone 2**

<u>Project Name:</u>	2016 Expenditures
Florida Mango Rd Over LWDD L-9&L-10 Canals	\$26,145
Lake Worth Rd & Jog Rd Intersection	135,783
Palm Beach Lakes Blvd & N. Robbins Dr.	5,607
Okeechobee Blvd & Church St. Intersection	34,915
Southern Blvd & Kirk Rd Intersection	120,145
Congress Ave Over WPB "F" Canal, N of Okeechobee To Ware Dr	62,613
Community Dr/Military To Village Blvd.	158
Military Tr & Forest Hill Blvd Intersection	53,537
10th Ave N & Military Trail Intersection	8,299
45th St/E Of Haverhill To W Of Military Trail	414
Fl Mango Over LWDD L-8 Canal S of Exuma Rd to N of Antigua Rd	14,976
10th Ave N & Boutwell Rd Intersection	7,012
Summit Blvd Over SFWMD C-51 Canal	5,126
Australian Ave/Banyan Ave to 45th St	24,076
Florida Mango Rd Over LWDD L-6 Canal	9,161
Roebuck Rd/Jog Rd To Haverhill Rd	258,605
Haverhill Rd/N. Of Caribbean Blvd to Bee Line	182,782
Purdy Lane/Forest Hill Elem to E of Major Dr	43,933
Congress Ave & Palm Beach Lakes Blvd	130,197
Drexel Rd Over LWDD L-2 Canal	73,895
Dyer Blvd & Military Tr Intersection	68,321
<b>Grand Total</b>	<b>\$1,265,700</b>

**Board of County Commissioners  
Impact Fees Expenditures  
Road Program Zone 3**

**Project Name:**

**2016  
Expenditures**

Northlake BL/Sem Pratt-Coconut	\$59,475
Benoist Farm Rd, SR 80 to Belvedere Rd	37,507
Okeechobee Blvd and Skees Rd Intersection	51,097
Seminole Pratt - Northlake/Beeline	1,455,767
Lyons Rd/S of LWDD L-11 Canal to N of L	145,228
Seminole Pratt-Okeechobee/Sycamore	28,956
Seminole PW - Sycamore/Orange	40,505
Acreage Access Road - Persimmon Blvd to 60th St.	3,668,757
Seminole PW - Orange/Northlake	94,069
Seminole Pratt/Sycamore Dr. to N of Sycamore	53
Royal Palm Beach Blvd From M-Canal To S of Orange	41,988
Okeechobee Blvd @ Ponce Deleon St WB Rt Turn Lane	118,254
SR 80 & Lyons Rd/Sansbury Way Intersection	629
Okeechobee Blvd and Jog Rd Intersection	3,339
Belvedere Road & Sansbury's Way	552
SR7 Extension, 60th St To Northlake	93,992
<b>Grand Total</b>	<b>\$5,840,168</b>



**Board of County Commissioners  
Impact Fees Expenditures  
Road Program Zone 4**

**Project Name:**

**2016  
Expenditures**

<b>Congress/Lantana To Melaleuca</b>	<b>\$15,409</b>
<b>Haverhill Rd/S Of LWDD-14 Canal To Lake Wo</b>	<b>344,191</b>
<b>Lawrence Rd 300' to 200'N of L-17 Canal</b>	<b>337</b>
<b>Congress - Hypoluxo - Lantana</b>	<b>11,729</b>
<b>Lantana Rd @ Edgecliff Ave-W Rt Turn</b>	<b>45,287</b>
<b>Gateway Blvd &amp; Military Trail Intersection</b>	<b>76,173</b>
<b>Lantana Rd &amp; Lawrence Rd Intersection</b>	<b>95,692</b>
<b>Lyons Road/Lantana Road To Lake Worth Rd</b>	<b>1,829,966</b>
<b>Haverhill Rd/Lantana Rd To L-14 Canal</b>	<b>20,871</b>
<b>Gateway Blvd &amp; High Ridge Rd Intersection</b>	<b>95,764</b>
<b>Grand Total</b>	<b>\$2,535,419</b>

**Board of County Commissioners  
Impact Fees Expenditures  
Road Program Zone 5**

<u>Project Name:</u>	2016 Expenditures
S.W. 18th St. & Military Trail Intersection	\$74,023
Clint Moore Rd, E Of Congress Ave To E of LWDD E-4 Canal	16,729
Camino Real Rd, SW 17th Court to SW 7	4,248
W Atlantic Ave & Fla Turnpike Intersection	96,993
Glades Rd & Butts Rd Intersection Imp	10,221
Linton Blvd & Military Trail Intersection	46,242
Flavor Pict Rd/SR 7 to Lyons Rd	44,238
Lyons Rd/Clint Moore Rd To Atlantic Ave	210,642
Lyons Rd/Hillsboro Canal To SW 18th St	58,244
S.W. 3rd St From SR 7 To E of SR7	86,840
Sandalfoot Blvd From SR7 To E of SR7	87,549
Jog Rd & Glades Rd Intersection Improvements	7,864
Old Dixie From Yamato Rd to Linton	511,522
Coral Ridge Dr & S County Regional	67,669
Lyons Rd/Norte Lago To Pine Springs Dr	4,316
Linton Blvd & South Federal Hwy	61,535
Camino Real Rd/Boca Club Bridge Over ICWW	404,785
SE 23rd Ave And Federal Highway Intersection	1,421
Yamato Road And Lyons Road Intersection	954
Palmetto Park Road/E Of Military To I-95	1,647
Glades Rd & Sandpiper Shores Elem School	8,839
Palmetto Park Rd & Boca Rio Rd Intersection	4,499
<b>Grand Total</b>	<b>\$1,811,020</b>

**Board of County Commissioners  
Impact Fees Expenditures  
Law Enforcement**

**Project Name:**

**Grand Total**

<b>2016 Expenditures</b>	
	<b>\$0</b>
	<b>\$0</b>

**Board of County Commissioners  
Impact Fees Expenditures  
Fire Rescue**

**Project Name:**

**Station 48 Expansion  
Station 22 Replacement  
Enhancements To Existing Tactical Command Unit  
Grand Total**

**2016  
Expenditures**

<b>\$33,137</b>
<b>\$2,808</b>
<b>\$40,428</b>
<b>\$76,373</b>

**Board of County Commissioners  
Impact Fees Expenditures  
Parks & Recreation Zone 1**

<u>Project Name:</u>	<u>2016 Expenditures</u>
Burt Reynolds Park West Side Expansion	\$13,787
Riverbend Park Utility Connection	1,581
Dubois Park Expansion FY2010	293
Okeehlee South Park Dev Phase III	42,662
Riverbend/Reese Grove Park Ph 3	17,641
Grand Total	\$75,964

**Board of County Commissioners  
Impact Fees Expenditures  
Parks & Recreation Zone 2**

<u>Project Name:</u>	2016 Expenditures
John Prince Park Improvements Phase	\$744,461
Okeehlee South Park Dev Phase III	455,642
John Prince Campground Phase III	80,200
John Prince Park Special Event Area	19,598
Okeehlee Golf Course Concession	264,799
Grand Total	<b>\$1,564,700</b>

**Board of County Commissioners  
Impact Fees Expenditures  
Parks & Recreation Zone 3**

<u>Project Name:</u>	2016 Expenditures
Morikami Museum Sewer Expansion	\$64,076
South County Regional Park Phase III 2008	204,431
Morikami Museum & Japanese Garden	2,658
Osprey Point Golf Course Clubhouse Expansion	48,739
Okeeheliee South Park Dev Phase III	74,509
John Prince Park Campground Phase III	740,250
Off-Highway Vehicle (OHV) Park	202,500
Grand Total	<b>\$1,337,163</b>



**Board of County Commissioners  
Impact Fees Expenditures  
Public Building**

**Project Name:**

**Grand Total**

<b>2016 Expenditures</b>	
	<b>\$0</b>
	<b>\$0</b>

**Board of County Commissioners  
Impact Fees Expenditures  
Library**

**Project Name:**

**Annex**

**Grand Total**

**2016  
Expenditures**

	<b>\$6,629</b>
	<b>\$6,629</b>

**Board of County Commissioners  
Impact Fees Expenditures  
School Zone 1**

**Project Name:**

**Marsh Pointe Elementary**

**Grand Total**

**2016  
Expenditures**

<b>\$1,217,300</b>
<b>\$1,217,300</b>

**Board of County Commissioners  
Impact Fees Expenditures  
School Zone 2**

**Project Name:**

**Okecheelee Middle School  
Discovery Key Elementary  
Grand Total**

**2016  
Expenditures**

<b>\$627,095</b>
<b>\$1,945,705</b>
<b>\$2,572,800</b>

**Board of County Commissioners  
Impact Fees Expenditures  
School Zone 3**

**Project Name:**

**Sunset Palm Elementary**

**Grand Total**

**2016  
Expenditures**

	<b>\$3,216,000</b>
	<b>\$3,216,000</b>

**Board of County Commissioners  
Impact Fees Expenditures  
School Zone 4**

**Project Name:**

**Seminole Ridge High**

**Grand Total**

**2016  
Expenditures**

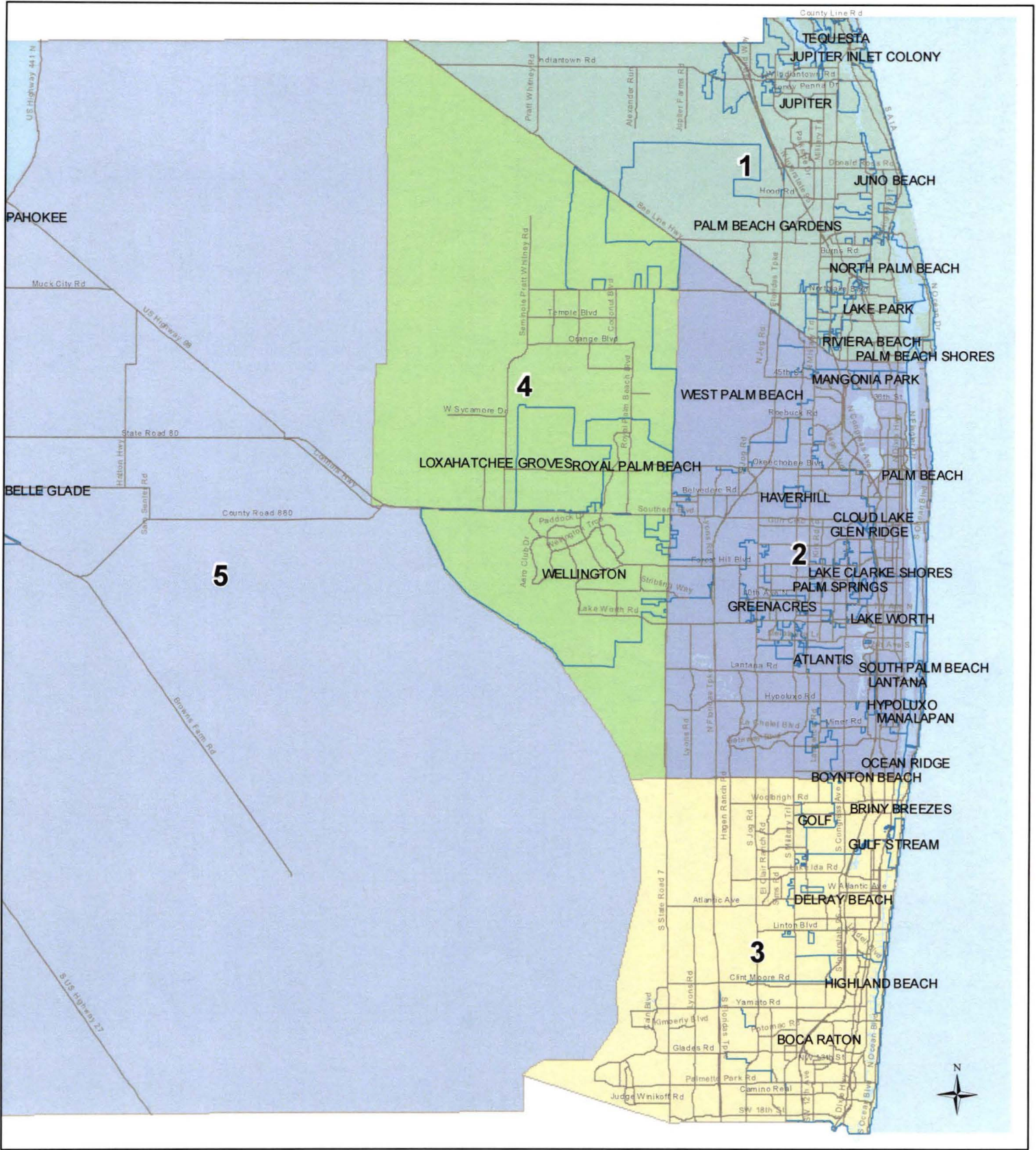
	<b>\$719,260</b>
	<b>\$719,260</b>



**IMPACT FEE BENEFIT**

**ZONE MAPS**





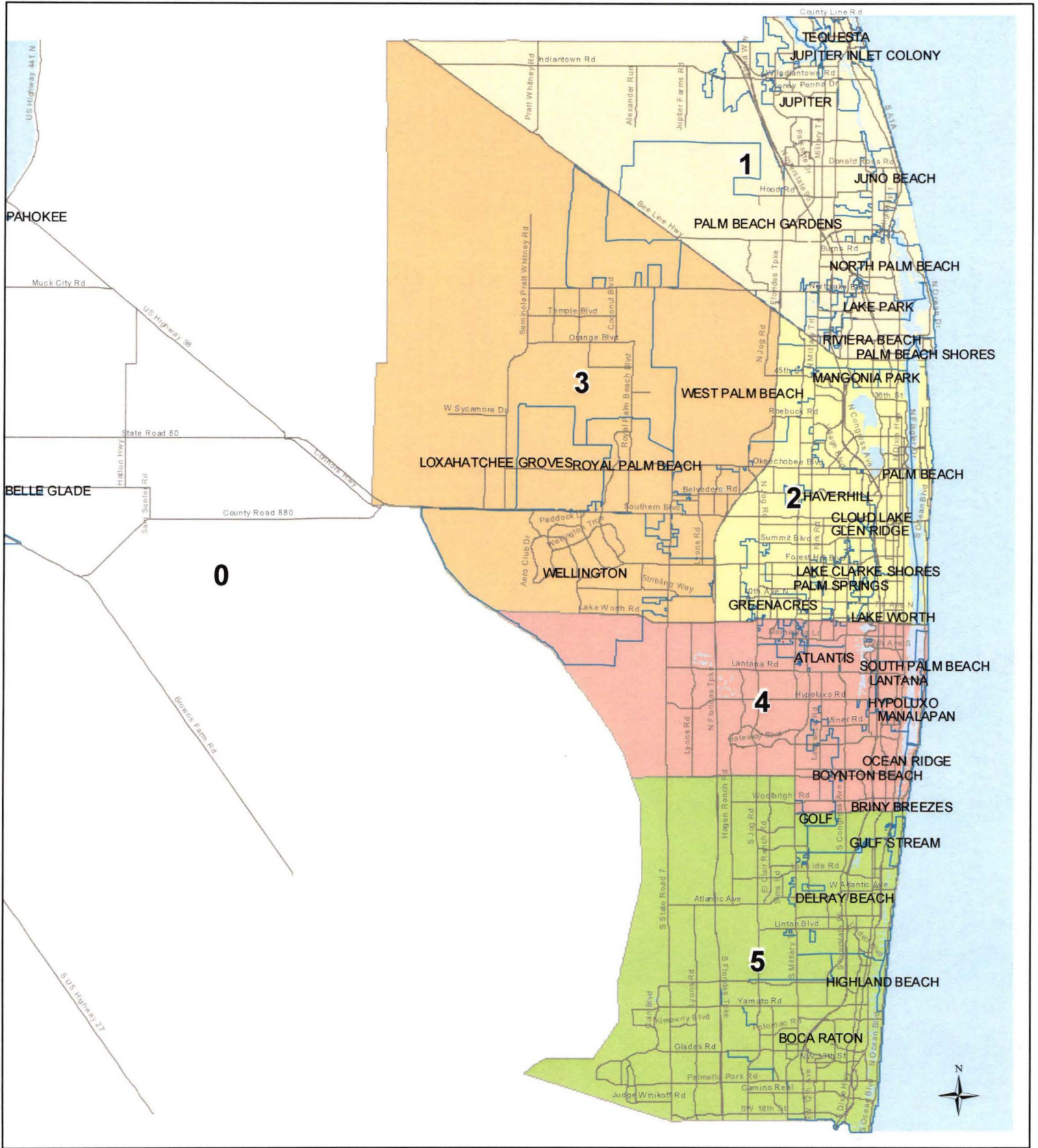
### SCHOOL IMPACT FEE ZONES

- Municipal Boundaries
- 1
- 2
- 3
- 4
- 5



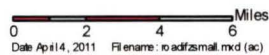
**Planning, Zoning and Building Department - GIS**  
 2300 N. Jog Road  
 West Palm Beach, FL 33411  
 (561) 233-5000  
 pzmap@pbcgov.org  
 www.pbcgov.com/pzb





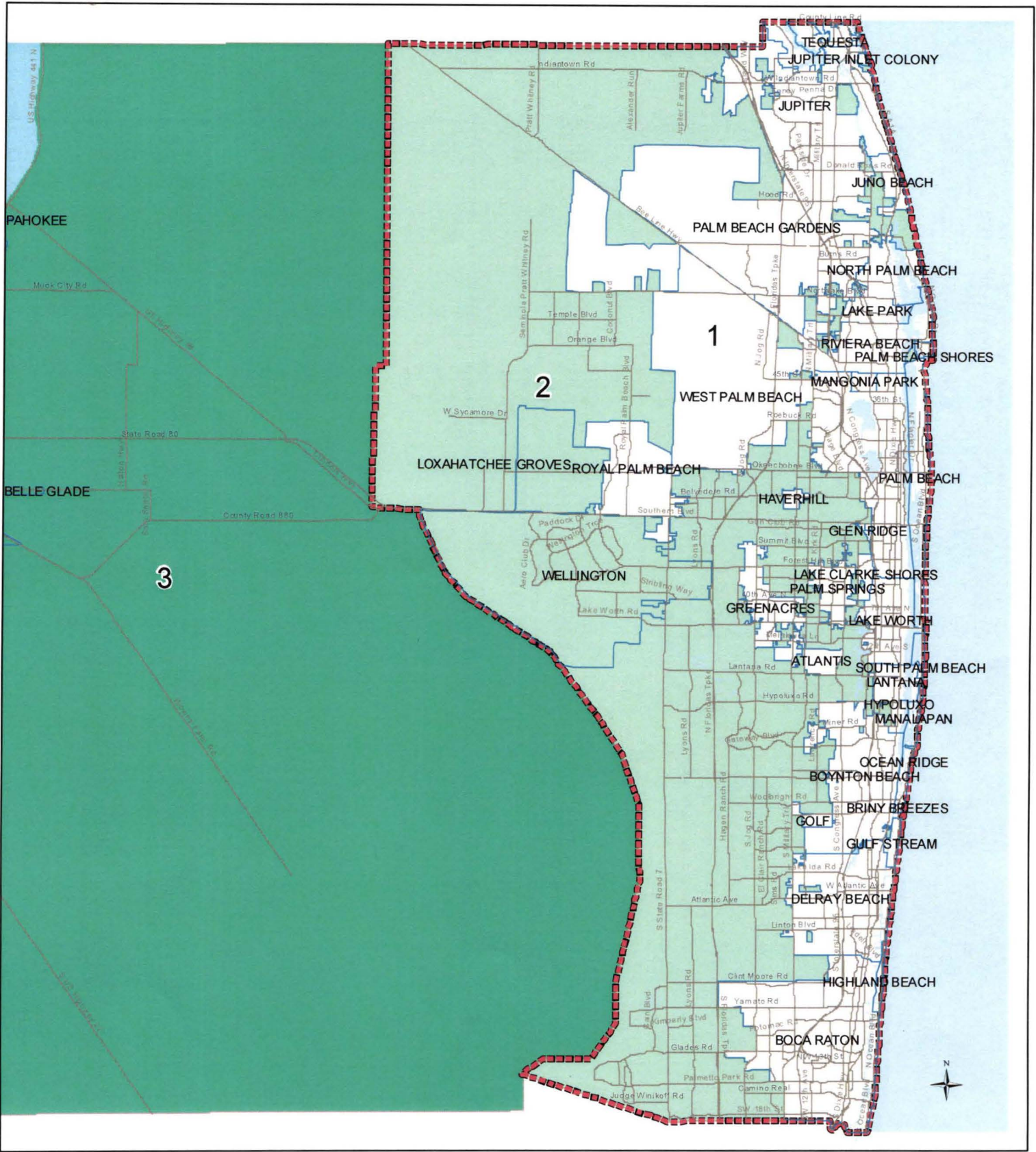
### ROAD IMPACT FEE ZONES

- Municipal Boundaries
- 1
- 2
- 3
- 4
- 5



**Planning, Zoning and Building  
 Department - GIS**  
 2300 N. Jog Road  
 West Palm Beach, FL 33411  
 (561) 233-5000  
 pzmap@pbcgov.org  
 www.pbcgov.com/pzb





**LAW ENFORCEMENT PATROL IMPACT FEE ZONES**

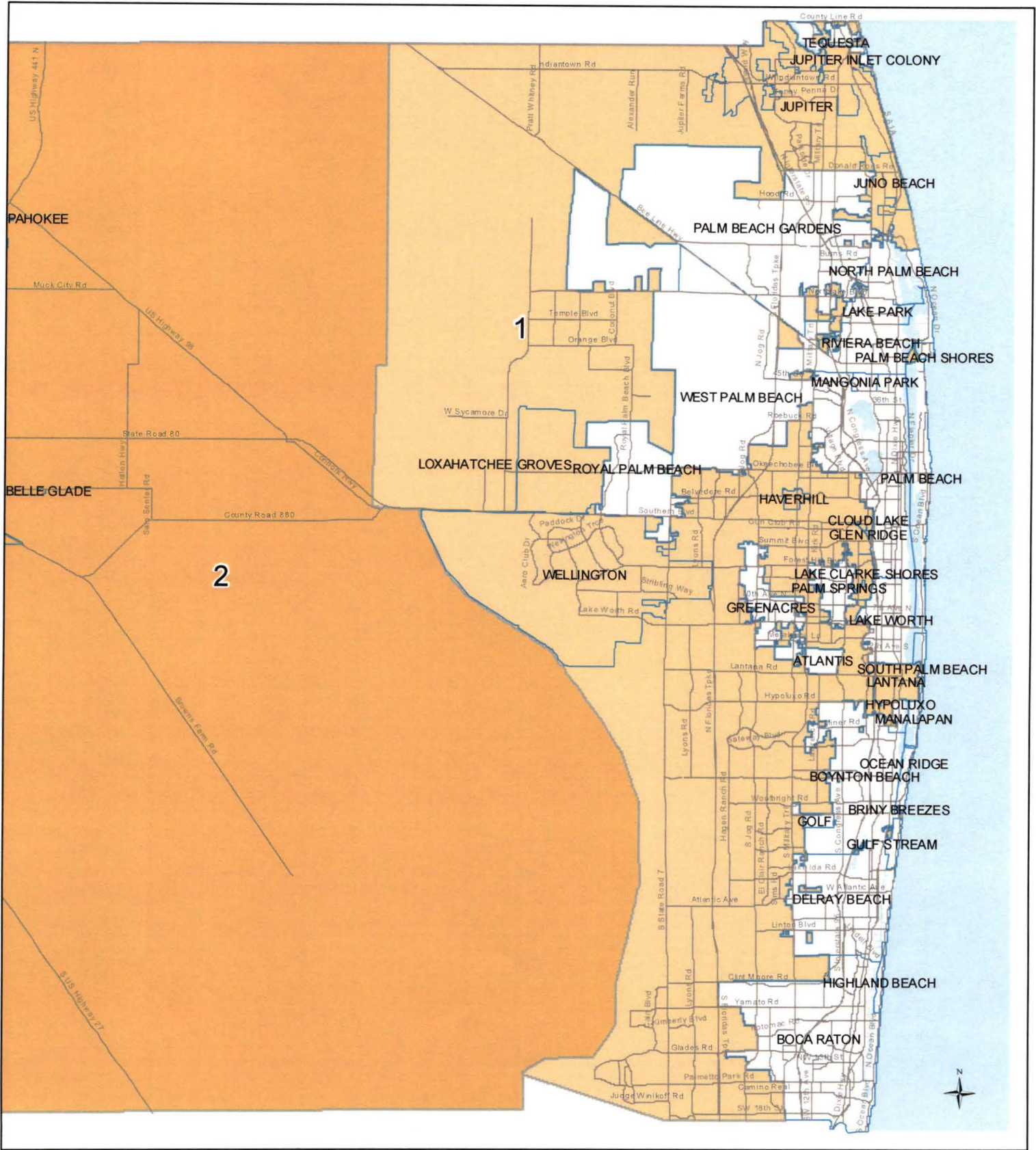
Municipal Boundaries
 1
 2
 3

0 2 4 6 Miles




Date: April 4, 2011 Filename: law\_enfzsmal1.mxd(ac)

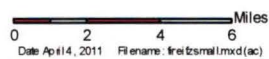
**Planning, Zoning and Building Department - GIS**  
 2300 N. Jog Road  
 West Palm Beach, FL 33411  
 (561) 233-5000  
 pzmap@pbcgov.org  
 www.pbcgov.com/pzb





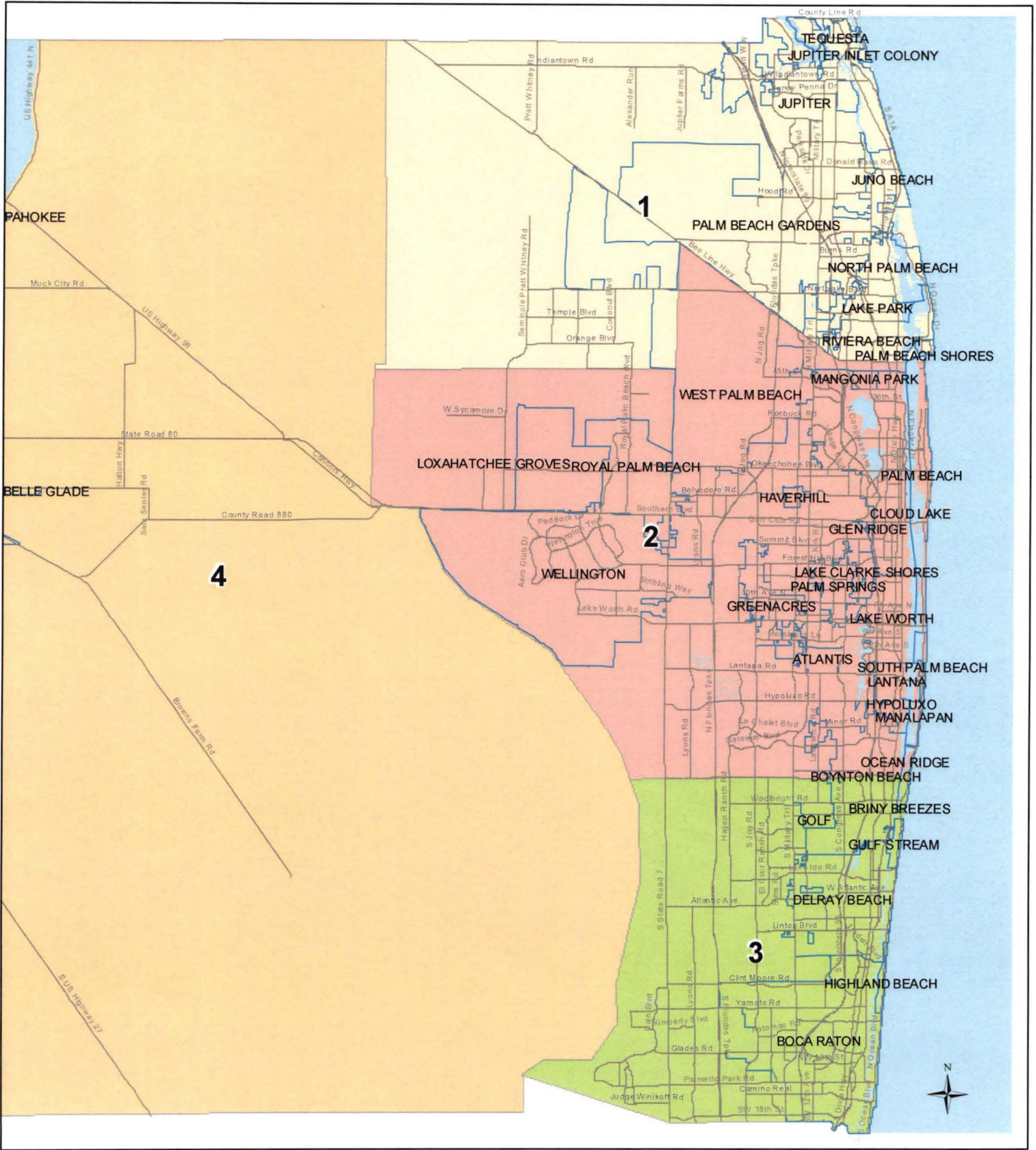
### FIRE IMPACT FEE ZONES

-  Municipal Boundaries
-  1
-  2




Planning, Zoning and Building  
 Department - GIS  
 2300 N. Jog Road  
 West Palm Beach, FL 33411  
 (561) 233-5000  
 pztrmap@pbcgov.com  
 www.pbcgov.com/pzb





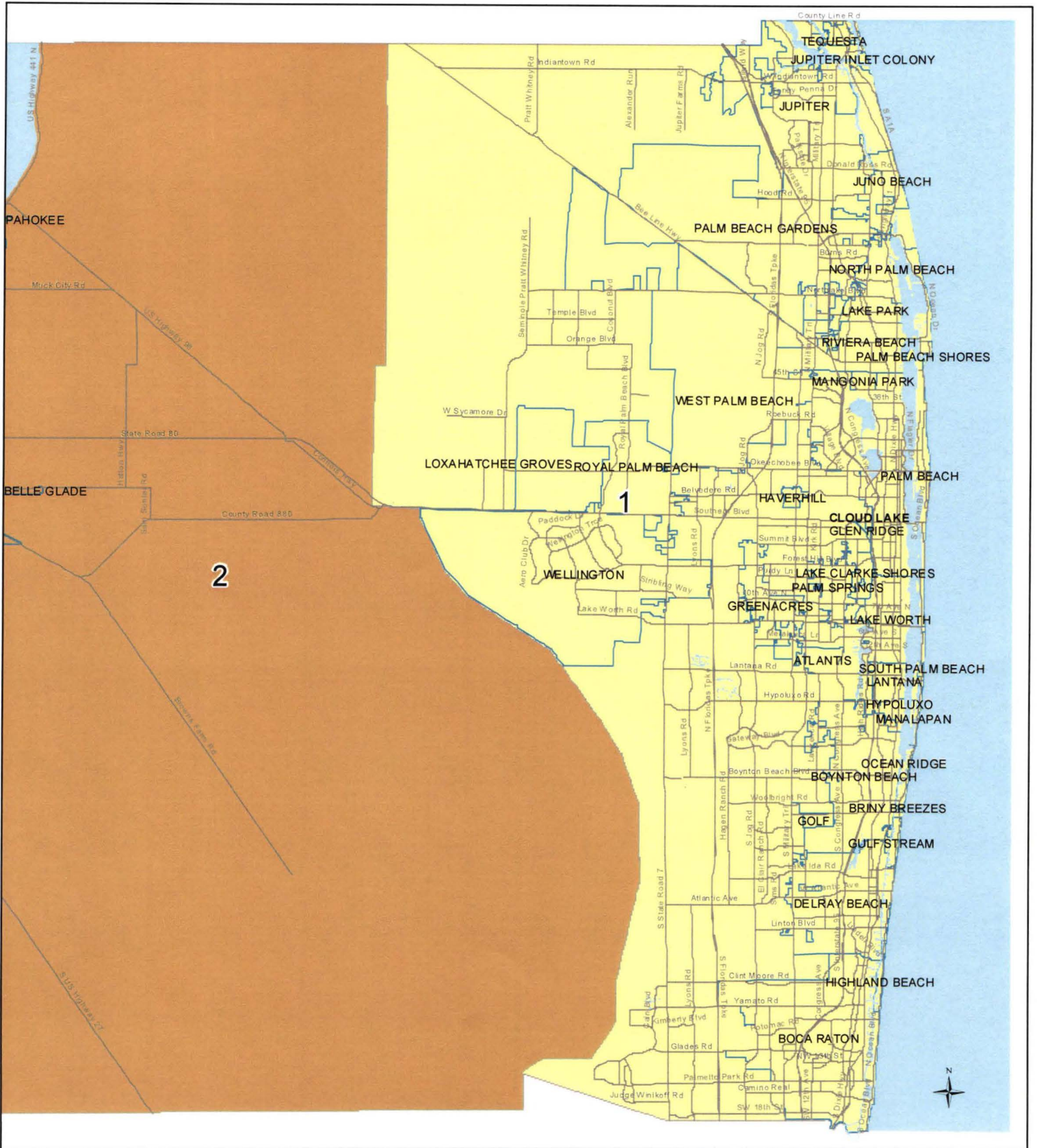
### PARK IMPACT FEE ZONES

- Municipal Boundaries
- 1
- 3
- 2
- 4







**Planning, Zoning and Building  
Department - GIS**  
2300 N. Jog Road  
West Palm Beach, FL 33411  
(561) 233-5000  
pzbmapp@pbcgov.org  
www.pbcgov.com/pzb





**PUBLIC BUILDING IMPACT FEE ZONES**

-  Municipal Boundaries
-  1
-  2

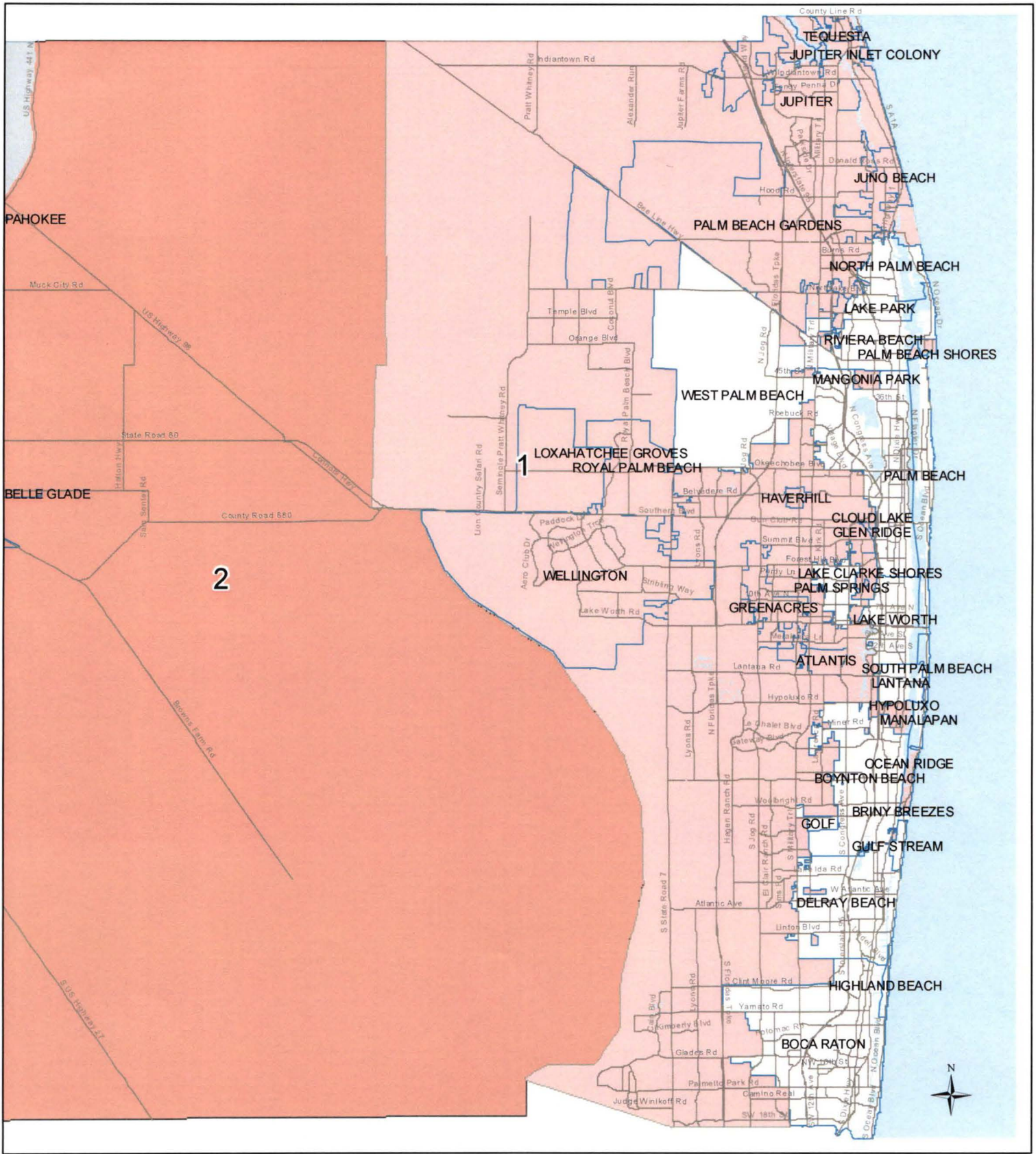


Date: April 4, 2011 Filename: bldgizsmall.mxd (ac)






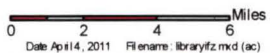
Planning, Zoning and Building  
 Department - GIS  
 2300 N. Jog Road  
 West Palm Beach, FL 33411  
 (561) 233-5000  
 pzmap@pbc.gov  
 www.pb.gov/com/pzb





### LIBRARY IMPACT FEE ZONES

-  Municipal Boundaries
-  1
-  2



Date: April 4, 2011 File name: libraryfz.mxd (ac)



**Planning, Zoning and Building  
Department - GIS**  
 2300 N. Jog Road  
 West Palm Beach, FL 33411  
 (561) 233-5000  
 pzmap@pbcgov.org  
 www.pbcgov.com/pzb