



Monthly Infrastructure Sales Tax Project Report

Large Cap Projects

Data Date: 05/15/2019

Report Date: 06/12/2019

DESCRIPTION/TEAM

SCOPE

PHOTO

Project Title: Headquarters R&R

Project Number: 11206
 BCC District: 02
 Delivery Method: Construction Management
 Category: S06-Sheriff - FDO
 Status: Design
 Designer: Leo Daly
 Contractor: Kast Construction
 Project Manager: Jim Daley

Interior renovation/remodeling to select areas located within the existing PBSO HQ, which has been in operation 24/7 for approximately 35 years. The existing exterior walls and window system to be analyzed with an Exterior Wall Hardening Study. Partial roof replacement, level 3 ballistic resistance at the first floor exterior envelope, replacement of building systems and various phases of work to sustain continuous operations are all included within the scope of work.
 This project is funded in:
 FY 2017 IST \$1,600,000
 FY 2019 IST \$11,047,000
 FY 2020 IST \$10,835,000
 FY 2021 IST \$9,220,000



SCHEDULE SUMMARY

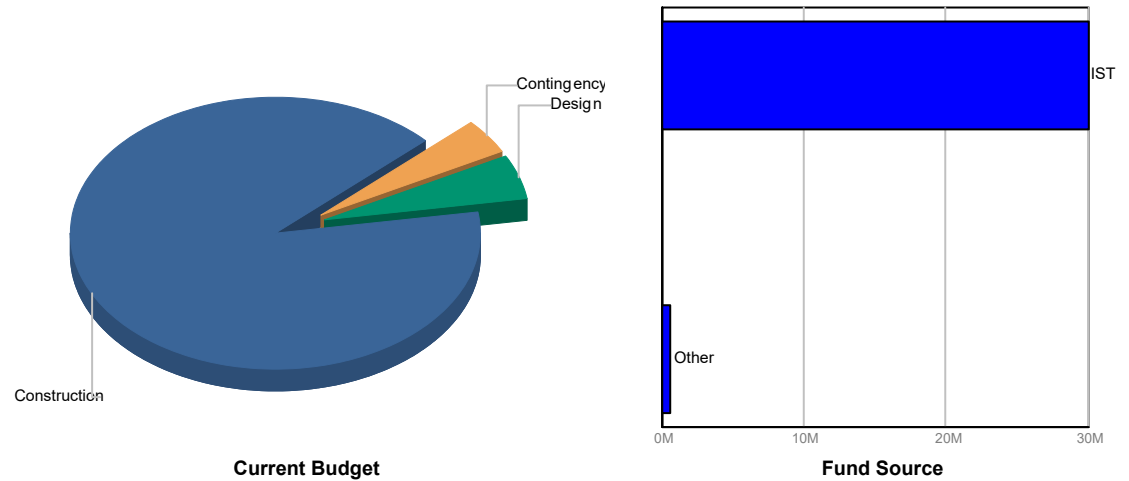
	Original	Actual
Project Start	3/14/2016	3/14/2016
Design Start	5/9/2017	5/9/2017
Construction Start	1/31/2019	
Substantial Completion	1/31/2022	
Project Completion	2/28/2022	

PARTICIPATION

Consultant
 SBE 26.5%
 Local 100%

Contractor
 SBE TBD
 Local TBD

FUNDING



FINANCIAL SUMMARY

	Project Budget	Committed	% Committed	Paid To Date
	A	B	C=B/A	D
Design	\$1,774,200	\$1,331,499	75.05%	\$435,747
Construction	\$30,186,645	\$318,981	1.06%	\$99,985
Furniture, Fixtures & Equipment	\$0	\$0	0.00%	\$0
Other	\$0	\$27,033	0.00%	\$27,033
Contingency	\$1,418,800	\$0	0.00%	\$0
TOTAL	\$33,379,645	\$1,677,513	5.03%	\$562,765

NOTES

OEOB requirements were approved by the BOCC and were given to Kast for re-submittal of the hardening project bid. Construction start date is now October 2019. PBSO has requested the new access control and associated doors be installed ahead of exterior work. The space plan approval meeting was cancelled by PBSO, so interior planning is on hold. Kast was given the locations and specifications for replacement of the existing halon fire protection system with a new dry-pipe system and will submit proposal for added scope.



Monthly Infrastructure Sales Tax Project Report

Large Cap Projects

Data Date: 05/15/2019

Report Date: 06/12/2019

DESCRIPTION/TEAM

SCOPE

PHOTO

Project Title: Ocean Inlet Park and Marina Renovation

Project Number: 13367
 BCC District: 04
 Delivery Method: TBD
 Category: P08-Public Building Repair Replacement & Expans
 Status: Design
 Designer: Alan Gerwig & Associates, Inc.
 Contractor: TBD
 Project Manager: Rich Avery

The project consists of the replacement of marina components as well as new components including bulkhead wall, floating docks, floating finger docks, fixed dock, boat lifts, floating wave attenuator, landscaping, and replacement of the current Marina/Restroom and concession buildings. The project will be constructed in two phases. Phase one will consist of marina bulkhead, dock reconstruction and wave attenuator construction. The remaining scope to be completed during phase 2.

Total available funding for this project consists of \$2,500,000 FY18 IST funds. Future funding consists of \$2,500,000 FY23 IST funds and shown as "Future Funding" within the current budget. Also pending are \$2,500,000 FY20 Find Grant funds.



SCHEDULE SUMMARY

	Original	Actual
Phase I Start	2/5/2018	2/4/2018
Design Start	10/22/2018	10/22/2018
Construction Start	12/3/2019	
Substantial Completion	11/3/2020	

PARTICIPATION

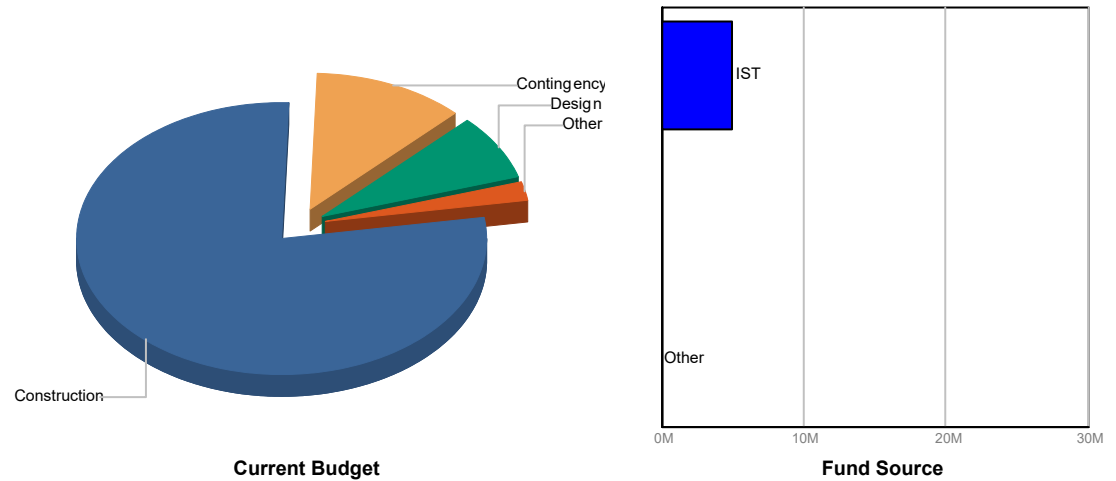
Consultant

SBE TBD
 Local TBD

Contractor

SBE TBD
 Local TBD

FUNDING



FINANCIAL SUMMARY

	Project Budget	Committed	% Committed	Paid To Date
	A	B	C=B/A	D
Design	\$385,300	\$0	0.00%	\$0
Construction	\$3,906,200	\$0	0.00%	\$0
Other	\$108,500	\$389,138	358.65%	\$150,132
Contingency	\$600,000	\$0	0.00%	\$0
TOTAL	\$5,000,000	\$389,138	7.78%	\$150,132

NOTES

AGA has submitted 50% construction documents for review. Phasing requirements have been included with the 50% CD's however the phasing requirements is still being discussed. AGA has responded to requests for additional information from both the FDEP and the ACoE , permit approval is still pending.



Monthly Infrastructure Sales Tax Project Report

Large Cap Projects

Data Date: 05/15/2019

Report Date: 06/12/2019

DESCRIPTION/TEAM

SCOPE

PHOTO

Project Title: Evidence Building

Project Number: 14218
 BCC District: 02
 Delivery Method: Construction Management
 Category: S06-Sheriff - FDO
 Status: Design
 Designer: Leo Daly
 Contractor: Pirtle Construction
 Project Manager: Mike McPherson

The project consists of a new 2-story Evidence Storage/Crime Scene/Crime Lab Facility (Approximately 87,000 GSF) and a 12,000 GSF metal building for impound vehicle storage. The main facility will house property seized by the Sheriff's Office, Administrative Offices, Evidence Processing via the crime scene investigation unit and the crime lab.

Monitored cameras, motion detectors, and restricted access with electronic logging will be provided. The facility will accommodate secure vehicle garage bays that can store large vehicles (i.e. 56' long trailers) holding evidence for investigation or transport.

Site Development (16 Acres) to include user parking (public, booking officers & staff), a fenced/gated impound lot (350 surface spaces) and a limited area of covered parking.



SCHEDULE SUMMARY

	Original	Actual
Project Start	3/30/2016	12/21/2016
Design Start	6/28/2017	6/28/2017
Construction Start	7/5/2018	
Substantial Completion	11/5/2019	
Project Completion	11/26/2019	

PARTICIPATION

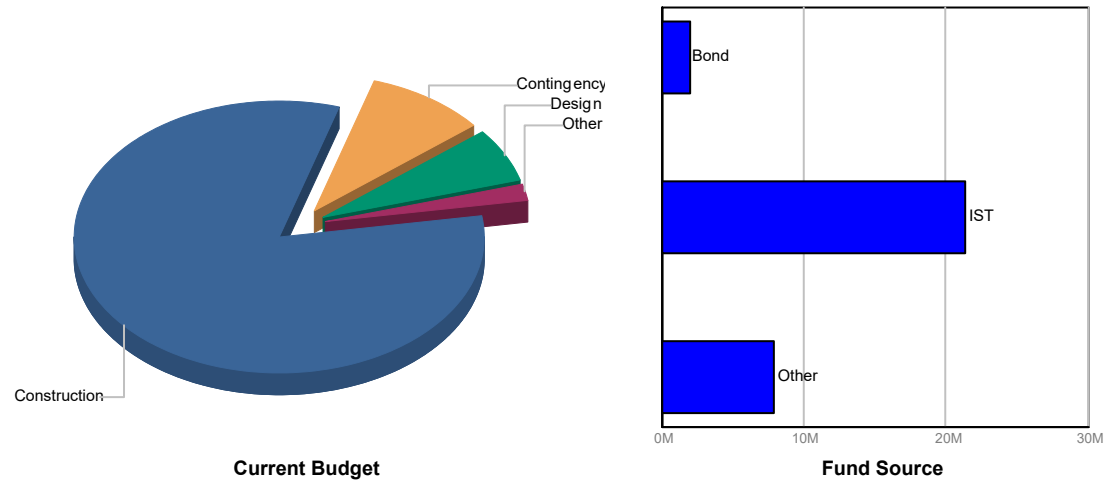
Consultant

SBE 35.2%
 Local 78.96%

Contractor

SBE 21.6%
 Local 55%

FUNDING



FINANCIAL SUMMARY

	Project Budget	Committed	% Committed	Paid To Date
	A	B	C=B/A	D
Design	\$1,961,526	\$2,205,518	112.44%	\$1,567,183
Construction	\$25,677,396	\$26,848,725	104.56%	\$537,052
Furniture, Fixtures & Equipment	\$0	\$0	0.00%	\$0
Other	\$602,158	\$210,770	35.00%	\$210,770
Contingency	\$2,995,461	\$3,672	0.12%	\$3,672
TOTAL	\$31,236,541	\$29,268,684	93.70%	\$2,318,676

NOTES

We received the building permit and issued a Notice to Proceed to Pirtle Construction for construction services. Pirtle Construction has completed clearing and grubbing, relocating trees, completed their casting beds for the tilt walls, and now have started excavating and forming the footings. They have received the electrical permit for temporary power to the construction trailers. Shop drawings continue to be submitted to the design team for approval. The funding sources for this project are as follows: Bond \$2M, Impact Fees \$6.7M, Ad Valorem \$1.2M, and IST \$21,336,540 for a total Project Budget of \$31,236,540. Approximately \$14M of IST funds will be spent in fiscal year 2019 while the balance of the IST funds will be spent in fiscal year 2020.



Monthly Infrastructure Sales Tax Project Report

Large Cap Projects

Data Date: 05/15/2019

Report Date: 06/12/2019

DESCRIPTION/TEAM

SCOPE

PHOTO

Project Title: CR 880 Canal Bank Stabilization

Project Number: 1448
 BCC District: 06
 Delivery Method: Bid Contract Award
 Category: C02-CR 880 Canal Bank Stabilization
 Status: Construction
 Designer: Wantman Group
 Contractor: Dickerson Florida, Inc.
 Project Manager: Holly Knight

This project will repair, restore, and stabilize the embankment along a portion of County Road 880. The South Florida Water Management District's L-13 Canal parallels and is very close to County Road 880. The embankment area for County Road 880 to the canal is minimal. The undermining of the County Road 880 embankment continues due to storm events and increased South Florida Water Management District pumping and has progressively deteriorated. Repair of the embankment is necessary to prevent the eventual collapse of County Road 880 and to ensure the integrity of County Road 880 and provide a safe roadway for the public.
 IST Funds: FY17 \$1,000,000 FY18 \$2,000,000 FY24 \$2,000,000.



SCHEDULE SUMMARY

	Original	Actual
Construction Notice to Proceed	6/5/2017	6/5/2017
Phase III Construction Complete	11/2/2017	10/20/2017
Phase IV-Construction Notice to Proceed	6/1/2018	7/9/2018
Phase IV-Construction Complete	12/1/2018	3/27/2019
Phase V-Construction Notice to Proceed	6/1/2019	
Phase V-Construction Complete	12/1/2019	

PARTICIPATION

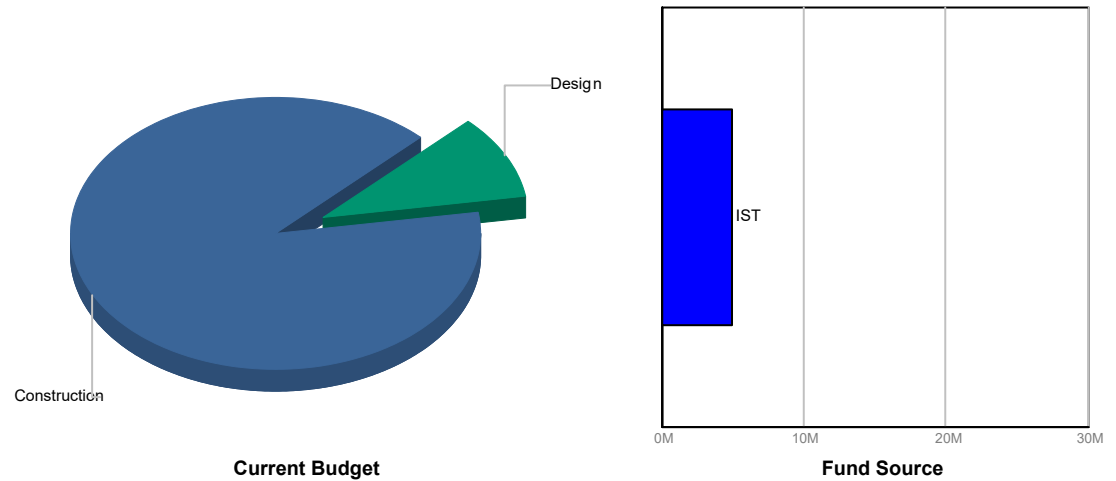
Consultant

SBE 15%
 Local 100%

Contractor

SBE 23.4%
 Local 23.4%

FUNDING



FINANCIAL SUMMARY

	Project Budget	Committed	% Committed	Paid To Date
	A	B	C=B/A	D
Design	\$500,000	\$56,341	11.27%	\$56,235
Construction	\$4,500,000	\$2,470,591	54.90%	\$1,465,701
Contingency	\$0	\$0	0.00%	\$0
TOTAL	\$5,000,000	\$2,526,932	50.54%	\$1,521,936

NOTES

Phases I and II (constructing adjacent locations) were completed in FY 2015 and FY 2016 using non-IST funding. Phase III construction is funded at \$1,000,000 in FY 2017. Construction for Phases IV & V are funded at \$2,000,000 in FY 2018. Construction is complete for Phases III and IV. Phase V construction was bid in December 2018.



Monthly Infrastructure Sales Tax Project Report

Large Cap Projects

Data Date: 05/15/2019

Report Date: 06/12/2019

DESCRIPTION/TEAM

SCOPE

PHOTO

Project Title: Main Detention Center Electronics

Project Number: 15218
 BCC District: 02
 Delivery Method: Construction Management
 Category: S06-Sheriff - FDO
 Status: Construction
 Designer: Leo A. Daly
 Contractor: Hedrick Brothers Construction
 Project Manager: Mike McPherson

Phase II - Electronics for the South, East, and West Towers at the Main Detention Center, which have continually operated since the early 1980's. These systems include door controls, intercom, nurse's call system, CCTV, upgrade of EST3 software for fire alarm and new infrastructure for the future expansion of the CCTV system.
 Main Detention Center Electronics (B594) IST Funding
 FY 2017 IST \$5,600,000
 FY 2018 IST \$4,700,000
 The total Electronics budget is \$11,321,161 of which \$1,021,161 is funded through Ad Valorem.



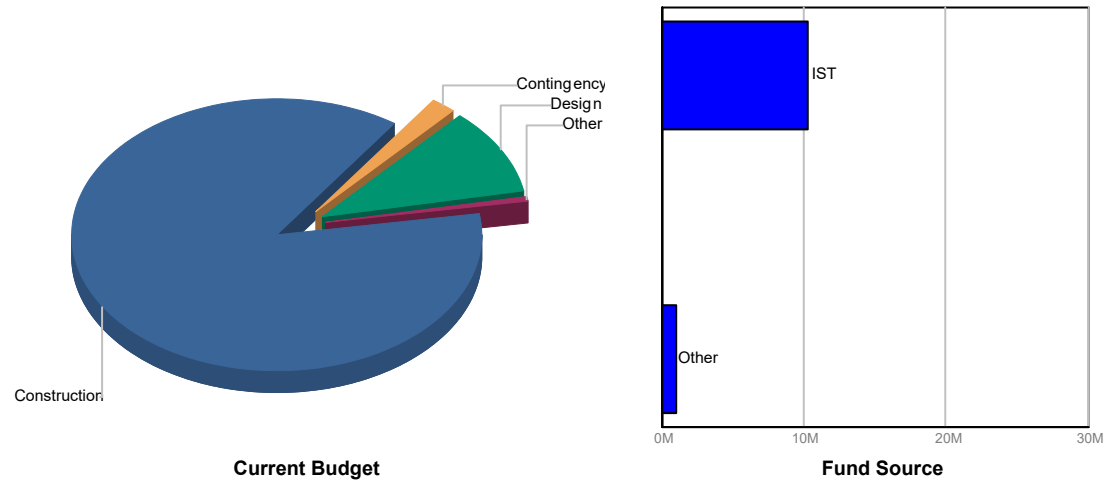
SCHEDULE SUMMARY

	Original	Actual
Project Start	7/9/2015	6/9/2015
Design Start	6/21/2016	6/21/2016
Construction Start	3/19/2018	5/17/2018
Substantial Completion	3/15/2022	
Project Completion	6/30/2022	

PARTICIPATION

Consultant
 SBE 19.88%
 Local 67%
Contractor
 SBE 15%
 Local 80%

FUNDING



FINANCIAL SUMMARY

	Project Budget	Committed	% Committed	Paid To Date
	A	B	C=B/A	D
Design	\$1,181,817	\$1,030,636	87.21%	\$270,362
Construction	\$9,868,421	\$7,928,506	80.34%	\$2,454,890
Furniture, Fixtures & Equipment	\$0	\$0	0.00%	\$0
Other	\$55,740	\$59,101	106.03%	\$59,101
Contingency	\$215,183	\$0	0.00%	\$0
TOTAL	\$11,321,161	\$9,018,243	79.66%	\$2,784,353

NOTES

MDC - The camera submittals have been approved. Review of the final layout of the cameras is being finalized. Hedrick Brothers is now on floors 10 & 11 installing the switches for the technology, removing the existing equipment, and maintaining a fully functional and operational system on floors 8 & 9 that is now occupied by the inmates. PBSO has been trained on the systems prior to inmate occupation and all is functioning properly.



Monthly Infrastructure Sales Tax Project Report

Large Cap Projects

Data Date: 05/15/2019

Report Date: 06/12/2019

DESCRIPTION/TEAM

SCOPE

PHOTO

Project Title: Palm Beach Lakes Blvd over FEC R/R (937709)
Project Number: 1532
BCC District: 07
Delivery Method: Design CCNA
Category: B04-Bridge Modifications
Status: Design
Designer: TBD
Contractor: TBD
Project Manager: Kathleen Farrell

This project will rehabilitate an existing bridge that was built over 50 years ago. The project will improve traffic safety (lane widths, pedestrian barrier, railings) and may involve other improvements such as shoulders, bike lanes, and sidewalks.



SCHEDULE SUMMARY

PARTICIPATION

FUNDING

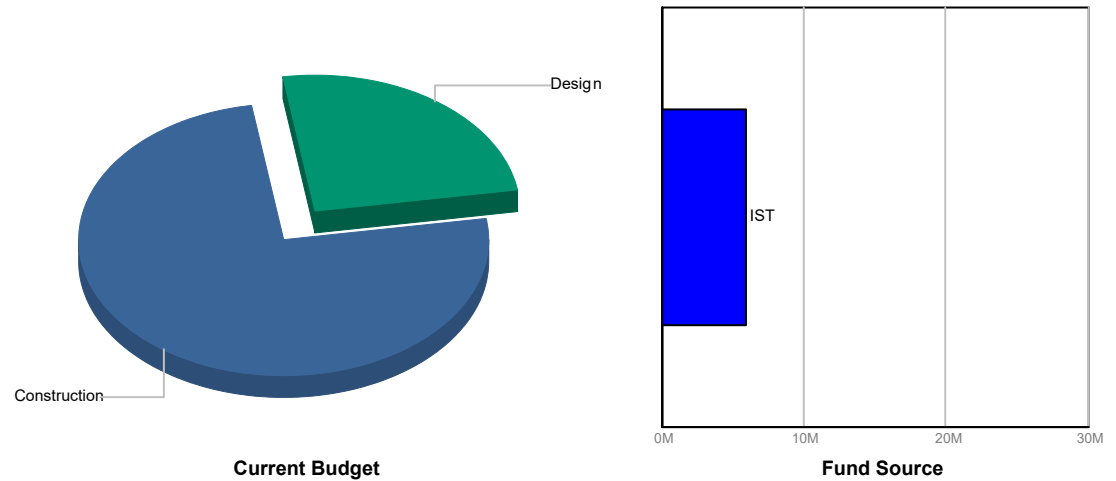
	Original	Actual
Project Start	9/30/2017	9/30/2017
Design Procurement Finish	9/3/2019	
Design Start	9/3/2019	
Permit Application	6/3/2020	
Permit Issued	6/1/2021	
Design Finish	9/1/2021	
Construction Start	2/1/2022	
Construction Finish	2/1/2024	
Project Completion	2/1/2024	

Consultant

SBE TBD
 Local TBD

Contractor

SBE TBD
 Local TBD



FINANCIAL SUMMARY

NOTES

	Project Budget	Committed	% Committed	Paid To Date
	A	B	C=B/A	D
Design	\$1,500,000	\$8,507	0.57%	\$8,507
Construction	\$4,500,000	\$603	0.01%	\$603
Other	\$0	\$15,327	0.00%	\$15,327
Contingency	\$0	\$0	0.00%	\$0
TOTAL	\$6,000,000	\$24,437	0.41%	\$24,437

The project is in the coordination stage with stakeholders including the City of West Palm Beach and the Community Redevelopment Agency to determine scope and design parameters for the rehabilitation of the bridge superstructure. This project is funded for design in FY 2017. Construction is currently included in the plan for FY 2021. The consultant selection process is on-going (scope and fee negotiation).



Monthly Infrastructure Sales Tax Project Report

Large Cap Projects

Data Date: 05/15/2019

Report Date: 06/12/2019

DESCRIPTION/TEAM

SCOPE

PHOTO

Project Title: Sections of Jog Road
Project Number: 1537
BCC District: Multiple
Delivery Method: Annual Striping Contract
Category: S16-Striping
Status: Construction
Designer: N/A
Contractor: Oglesby
Project Manager: Larry Kelly

This project consists of restriping sections of Jog Road.
 FY 2017 \$350,000
 FY 2021 \$150,000
 FY 2022 \$100,000
 FY 2023 \$100,000
 FY 2024 \$200,000
 FY 2026 \$200,000



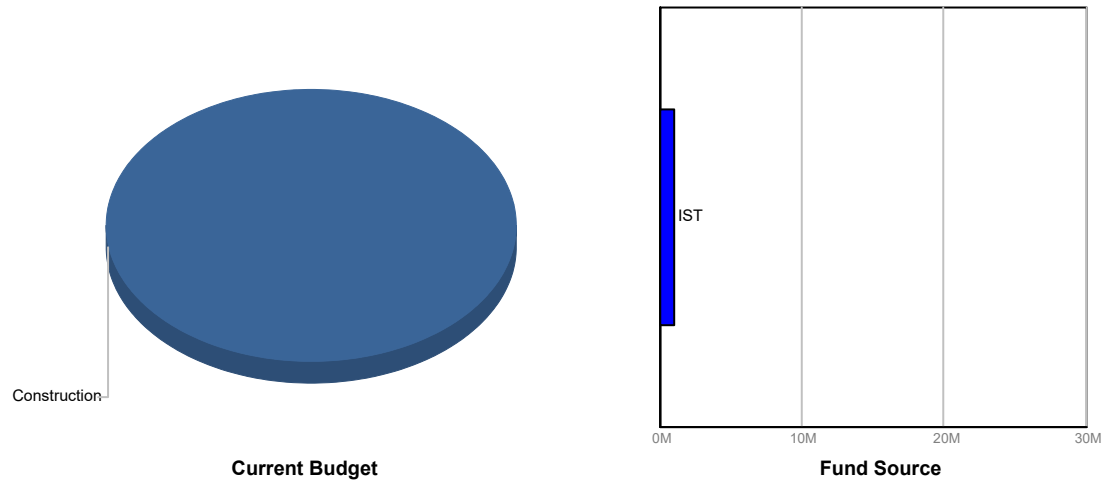
SCHEDULE SUMMARY

PARTICIPATION

FUNDING

	Original	Actual
Summit to Gun Club Complete	9/20/2017	9/20/2017
PGA to Hood Complete	10/31/2017	10/31/2017
10th Avenue N. to Summit Complete	1/22/2018	1/22/2018
Wallis to Roebuck Complete	3/7/2018	3/7/2018
Gateway to S. of Hypoluxo Complete	12/17/2018	10/18/2018
Glades to NW 55th St.	3/19/2019	3/19/2019

Consultant
 SBE N/A
 Local N/A
Contractor
 SBE 61%
 Local 61%



FINANCIAL SUMMARY

NOTES

	Project Budget	Committed	% Committed	Paid To Date
	A	B	C=B/A	D
Design	\$0	\$0	0.00%	\$0
Construction	\$1,100,000	\$341,332	31.03%	\$341,332
Contingency	\$0	\$0	0.00%	\$0
TOTAL	\$1,100,000	\$341,332	31.03%	\$341,332

Jog Road is a North-South major County thoroughfare. This project consists of re-striping sections of Jog Road. The restriping scheduled for FY2017 has been completed.



Monthly Infrastructure Sales Tax Project Report

Large Cap Projects

Data Date: 05/15/2019

Report Date: 06/12/2019

DESCRIPTION/TEAM

SCOPE

PHOTO

Project Title: CR 880

Resurfacing approximately 2 miles (4 lane miles) of a portion of County Road 880 from Main Street to S.R. 80 each year.

Project Number: 1539
 BCC District: 06
 Delivery Method: Annual Construction Contract
 Category: R04-Resurfacing
 Status: Construction
 Designer: N/A
 Contractor: Community
 Project Manager: Mark Kroeger



SCHEDULE SUMMARY

PARTICIPATION

FUNDING

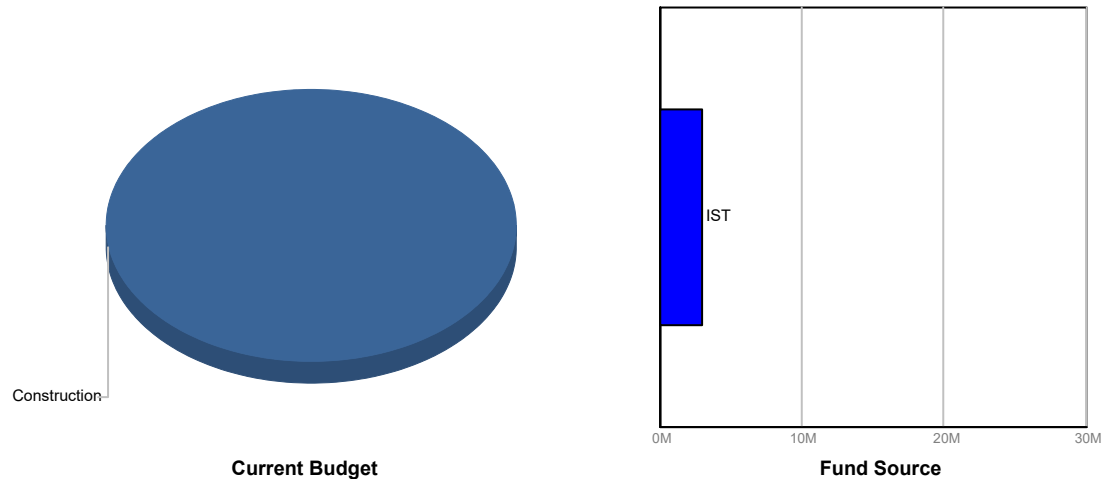
	Original	Actual
FY 2017 Construction Complete	12/22/2017	12/22/2017
FY 2018 Construction Complete	12/7/2018	11/30/2018
FY 2019 Construction Complete	12/31/2019	

Consultant

SBE N/A
 Local N/A

Contractor

SBE 8.9%
 Local 100%



FINANCIAL SUMMARY

NOTES

	Project Budget	Committed	% Committed	Paid To Date
	A	B	C=B/A	D
Design	\$0	\$1,299	0.00%	\$1,299
Construction	\$3,000,000	\$530,962	17.70%	\$530,962
Contingency	\$0	\$0	0.00%	\$0
TOTAL	\$3,000,000	\$532,261	17.74%	\$532,261

County Road 880 is approximately 19 miles in length. This project entails resurfacing a portion (\$300,000) of County Road 880 each year. Construction complete for FY 2017 and FY 2018.



Monthly Infrastructure Sales Tax Project Report

Large Cap Projects

Data Date: 05/15/2019

Report Date: 06/12/2019

DESCRIPTION/TEAM

SCOPE

PHOTO

Project Title: Brown's Farms Road

Resurfacing approximately 2 miles (4 lane miles) of a portion of Brown's Farm Road from CR 880 to South Terminus each year.

Project Number: 1540
 BCC District: 06
 Delivery Method: Annual Construction Contract
 Category: R04-Resurfacing
 Status: Construction
 Designer: N/A
 Contractor: Community
 Project Manager: Mark Kroeger



SCHEDULE SUMMARY

PARTICIPATION

FUNDING

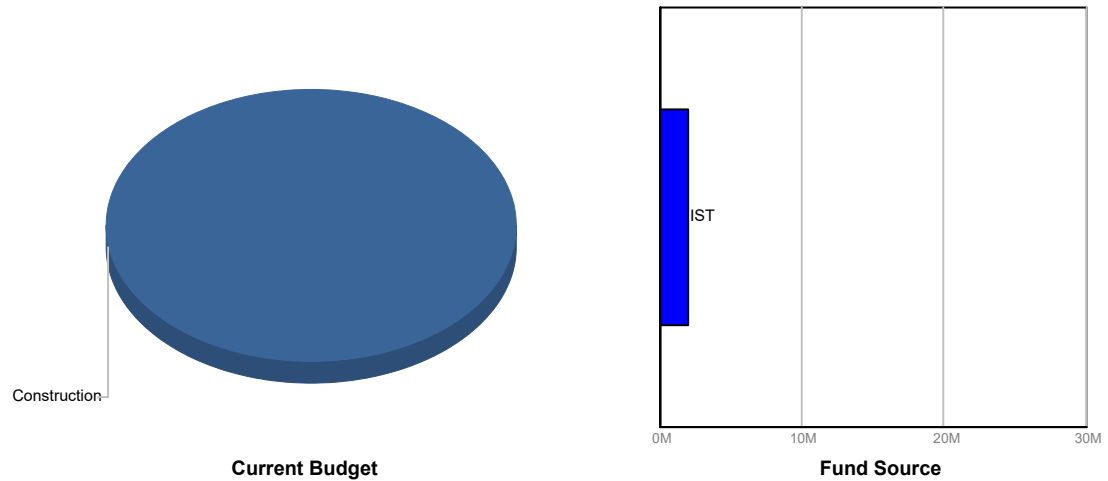
	Original	Actual
FY 2017 Construction Complete	12/22/2017	12/22/2017
FY 2018 Construction Complete	12/1/2018	11/30/2018
FY 2019 Construction Complete	12/31/2019	

Consultant

SBE N/A
 Local N/A

Contractor

SBE 2%
 Local 100%



FINANCIAL SUMMARY

NOTES

	Project Budget	Committed	% Committed	Paid To Date
	A	B	C=B/A	D
Design	\$0	\$866	0.00%	\$866
Construction	\$2,000,000	\$560,267	28.01%	\$362,267
Contingency	\$0	\$0	0.00%	\$0
TOTAL	\$2,000,000	\$561,133	28.06%	\$363,133

Brown's Farm Road is approximately 14 miles in length. This project entails resurfacing a portion (\$200,000) of Brown's Farm Road each year. Construction complete for FY 2017 and FY 2018.



Monthly Infrastructure Sales Tax Project Report

Large Cap Projects

Data Date: 05/15/2019

Report Date: 06/12/2019

DESCRIPTION/TEAM

SCOPE

PHOTO

Project Title: Various other locations Countywide

Project Number: 1558
 BCC District: Multiple
 Delivery Method: Annual Construction Contract
 Category: D02-Drainage (Pipe Replacements)
 Status: Construction
 Designer: N/A
 Contractor: Hinterland
 Project Manager: Mark Kroeger

This project will repair and/or replace existing pipe culverts and drainage structures along various roads and canals Countywide. These repairs are needed in order to properly drain and maintain the various roads and canals in a safe operating condition.



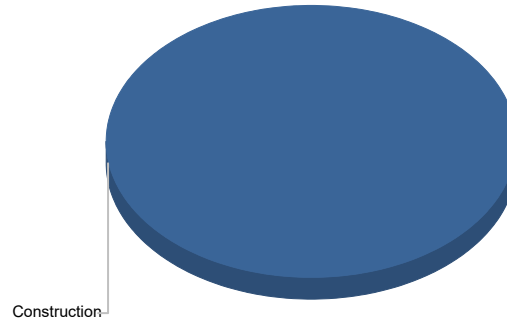
SCHEDULE SUMMARY

PARTICIPATION

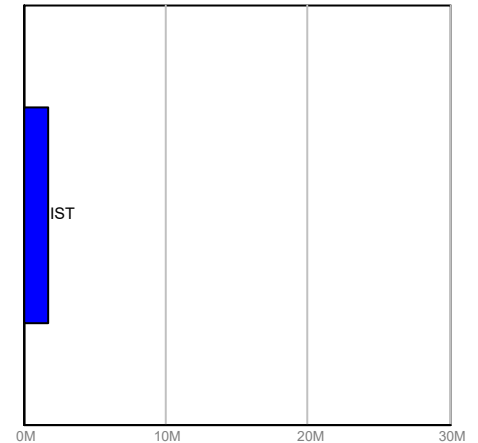
FUNDING

	Original	Actual
19506 Trails End Terrace	8/1/2018	5/11/2018
Van Buren Road @ E-3 Canal	8/1/2018	6/15/2018
Limestone Creek & Palm Garden St.	8/1/2018	7/17/2018
Jupiter Farms (133rd Rd. & 156th St.)	8/1/2018	3/12/2018
1069 Edgehill Road	8/15/2018	6/12/2018
3261 Atlantic Road	8/15/2018	7/1/2018
19582 Trails End Terrace	9/1/2018	9/1/2018
6558 Wood Lake Road	9/15/2018	9/14/2018
19598 Trails End Terrace	9/15/2018	8/20/2018
6361 Wood Lake Rd./19650 Red Maple F	10/1/2018	10/1/2018

Consultant
 SBE N/A
 Local N/A
Contractor
 SBE 100%
 Local 100%



Current Budget



Fund Source

FINANCIAL SUMMARY

NOTES

	Project Budget	Committed	% Committed	Paid To Date
	A	B	C=B/A	D
Construction	\$1,700,000	\$458,549	26.97%	\$367,548
Contingency	\$0	\$0	0.00%	\$0
TOTAL	\$1,700,000	\$458,549	26.97%	\$367,548

This project is funded in:
 FY 2018 \$500,000, FY 2021 \$500,000, FY 2022 \$200,000
 FY 2023 \$200,000, FY 2024 \$200,000, FY 2025 \$100,000

The total project is estimated at \$1,700,000.



Monthly Infrastructure Sales Tax Project Report

Large Cap Projects

Data Date: 05/15/2019

Report Date: 06/12/2019

DESCRIPTION/TEAM

SCOPE

PHOTO

Project Title: Military Tr. from Hypoluxo Rd. to Lake Worth Rd.
Project Number: 1562
BCC District: 02, 03
Delivery Method: Annual Construction Contract
Category: R04-Resurfacing
Status: Construction
Designer: N/A
Contractor: Ranger
Project Manager: Mark Kroeger

Resurfacing and drainage repairs for 3.2 miles (19.2 lane miles) of Military Tr. from Hypoluxo Rd. to Lake Worth Rd.



SCHEDULE SUMMARY

PARTICIPATION

FUNDING

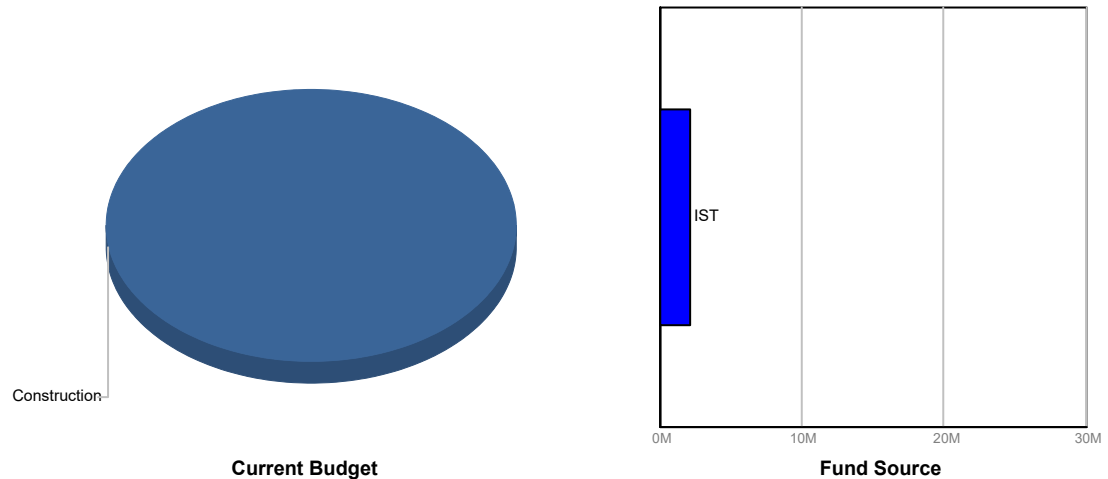
	Original	Actual
Drainage Contract Awarded	1/2/2018	1/2/2018
Drainage Complete	4/1/2018	7/13/2018
Milling and Pavement Complete	6/1/2018	7/16/2018
ADA (Curb/Cut Ramps) Complete	10/12/2018	11/16/2018
Traffic Striping Complete	11/30/2018	1/9/2019
Traffic Loops Complete	12/28/2018	4/8/2019

Consultant

SBE N/A
 Local N/A

Contractor

SBE 50%
 Local 100%



FINANCIAL SUMMARY

NOTES

	Project Budget	Committed	% Committed	Paid To Date
	A	B	C=B/A	D
Construction	\$2,200,000	\$1,782,559	81.03%	\$1,759,159
Contingency	\$0	\$0	0.00%	\$0
TOTAL	\$2,200,000	\$1,782,559	81.03%	\$1,759,159

Work is complete. A Type 1 transfer to sweep the remaining balance of the project to reserves is forthcoming.



Monthly Infrastructure Sales Tax Project Report

Large Cap Projects

Data Date: 05/15/2019

Report Date: 06/12/2019

DESCRIPTION/TEAM

SCOPE

PHOTO

Project Title: Lawrence Rd. from Boynton Beach Blvd. to Lantana Rd.
Project Number: 1563
BCC District: Multiple
Delivery Method: Annual Construction Contract
Category: R04-Resurfacing
Status: Construction
Designer: N/A
Contractor: Ranger and Wynn & Sons
Project Manager: Mark Kroeger

Resurfacing and drainage repairs for 4.2 miles (19.2 lane miles) and spot roadway restoration of Lawrence Rd. from Boynton Beach Blvd. to Lantana Rd.



SCHEDULE SUMMARY

	Original	Actual
Roadway Restoration Complete	9/1/2018	7/31/2018
Drainage Complete	11/1/2018	3/22/2019
Milling and Pavement Complete	1/1/2019	12/17/2018
ADA (Curb/Cut Ramps) Complete	3/1/2019	
Traffic Striping Complete	5/1/2019	4/1/2019
Traffic Loops Complete	7/1/2019	

PARTICIPATION

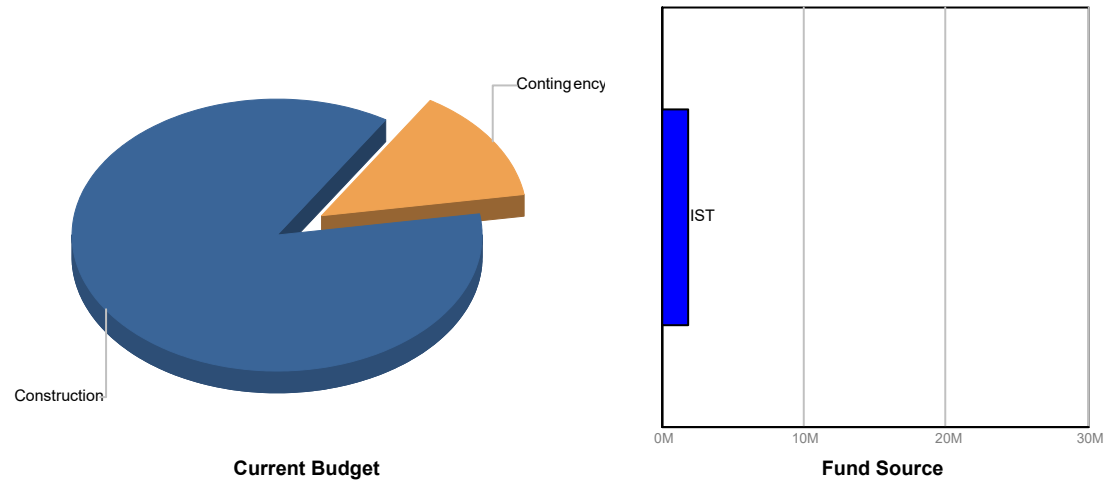
Consultant

SBE N/A
 Local N/A

Contractor

SBE 15%
 Local 100%

FUNDING



FINANCIAL SUMMARY

	Project Budget	Committed	% Committed	Paid To Date
	A	B	C=B/A	D
Construction	\$1,600,000	\$1,567,413	97.96%	\$1,510,693
Contingency	\$250,000	\$0	0.00%	\$0
TOTAL	\$1,850,000	\$1,567,413	84.73%	\$1,510,693

NOTES

Outstanding work include updating ADA ramps, and replacing traffic loops. Due to additional drainage repair costs and roadway restoration costs, the project's budget has increased from \$1.6m to \$1.85m (BT 2019-0259).



Monthly Infrastructure Sales Tax Project Report

Large Cap Projects

Data Date: 05/15/2019

Report Date: 06/12/2019

DESCRIPTION/TEAM

SCOPE

PHOTO

Project Title: Video Detection (80 +/- intersection)

This project will replace the traffic detection at numerous signalized intersections from the existing inductive loop system to video detection. The video detection system is more reliable and easier to maintain.



Project Number: 1580
 BCC District: Multiple
 Delivery Method: Annual Traffic Signals Contract
 Category: S08-Signals and Signal Systems
 Status: Construction
 Designer: N/A
 Contractor: Gerelco
 Project Manager: Fattoush Jafar

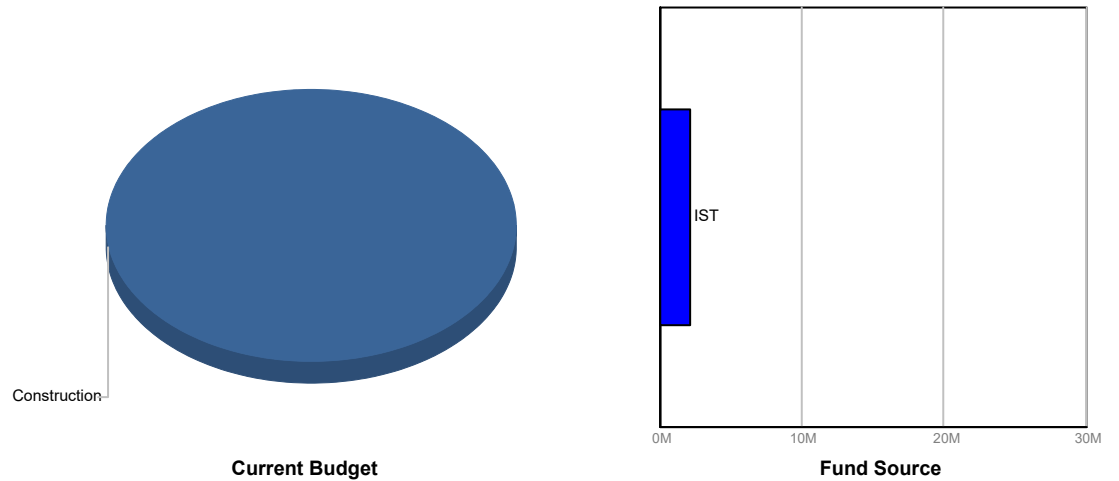
SCHEDULE SUMMARY

PARTICIPATION

FUNDING

	Original	Actual
Military Tr. & Garden Lake	8/1/2018	11/21/2018
Gateway & Renaissance Commons	9/1/2018	4/3/2019
Australian & Turnage	10/1/2018	1/7/2019
Woolbright & Hagen Ranch	11/1/2018	4/4/2019
Belvedere & Country Club Road	12/1/2018	4/4/2019
Palm Beach Lakes & Wellesley	1/1/2019	4/4/2019

Consultant
 SBE N/A
 Local N/A
Contractor
 SBE 0%
 Local 23%



FINANCIAL SUMMARY

NOTES

	Project Budget	Committed	% Committed	Paid To Date
	A	B	C=B/A	D
Construction	\$2,200,000	\$185,690	8.44%	\$185,690
Contingency	\$0	\$0	0.00%	\$0
TOTAL	\$2,200,000	\$185,690	8.44%	\$185,690

Work has been completed at six intersections. This project is funded in:
 FY 2018 \$200,000
 FY 2023 \$300,000
 FY 2024 \$800,000
 FY 2026 \$900,000
 The total project is estimated at \$2,200,000.



Monthly Infrastructure Sales Tax Project Report

Large Cap Projects

Data Date: 05/15/2019

Report Date: 06/12/2019

DESCRIPTION/TEAM

SCOPE

PHOTO

Project Title: FY 2018 Street Lighting LED Replacements - Countywide
Project Number: 1581
BCC District: CW
Delivery Method: Florida Power and Light
Category: S14-Street Lighting
Status: Design
Designer: Florida Power and Light
Contractor: Florida Power and Light
Project Manager: Amy Harris

These projects will replace the high pressure sodium street lights with LED lights. Many of the street lights along County roads are owned and maintained by Florida Power and Light (FPL) with the County paying all the operation and maintenance costs (including power). FPL will be responsible for the final design and installation to convert the street lighting to the newer LED technology, and the County will reimburse FPL all applicable conversion costs. The result will provide a cost savings, better quality illumination, and a more desirable environmental light source.



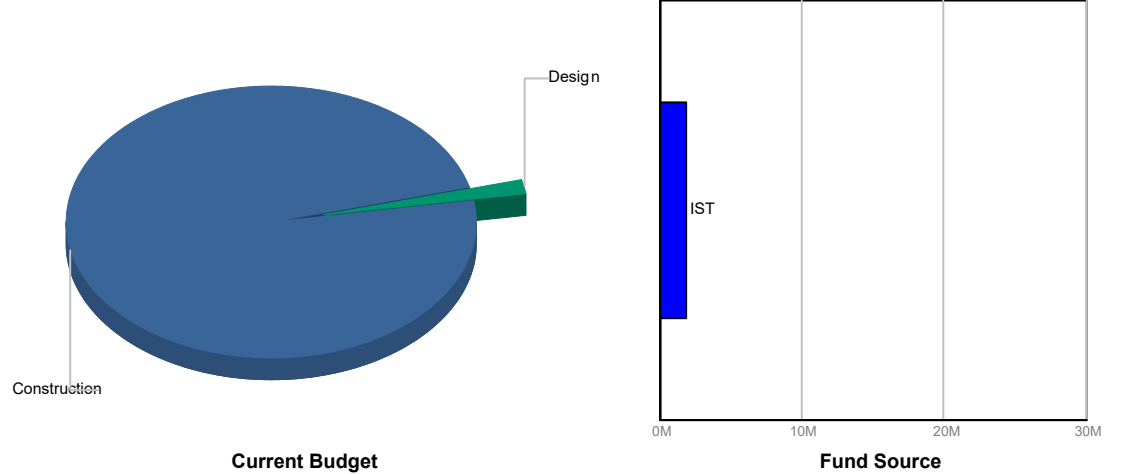
SCHEDULE SUMMARY

PARTICIPATION

FUNDING

	Original	Actual
Hypoluxo Road/Hagen Ranch to I-95		
Boynton Beach Boulevard/Turnpike to Kn		
Haverhill/State Road 80 to Lake Worth		
Belvedere Road/RPB City to Haverhill Cit		
Haverhill Road/WPB City to Haverhill City		
Glades Road/State Road 7 to Boca Rio		
Gun Club Road/Bosque to Congress		
Jog Road/Belvedere to State Road 80		
Forest Hill/Turnpike to Pinehurst & Jog to		
Congress/Okeechobee to Belvedere		

Consultant
 SBE N/A
 Local N/A
Contractor
 SBE N/A
 Local N/A



FINANCIAL SUMMARY

NOTES

	Project Budget	Committed	% Committed	Paid To Date
	A	B	C=B/A	D
Design	\$30,000	\$4,996	16.65%	\$4,996
Construction	\$1,920,000	\$25,448	1.33%	\$24,864
Contingency	\$0	\$0	0.00%	\$0
TOTAL	\$1,950,000	\$30,444	1.56%	\$29,860

There are 16 street lighting projects (road segments) funded (\$1,950,000) for conversion in FY 2018. All 16 projects have been forwarded to FPL - requesting final design and installation. A portion of the first project along Hypoluxo Rd. is scheduled for conversion in early 2019.



Monthly Infrastructure Sales Tax Project Report

Large Cap Projects

Data Date: 05/15/2019

Report Date: 06/12/2019

DESCRIPTION/TEAM

SCOPE

PHOTO

Project Title: CR 880 (Old SR 80) Over C-51 Canal (930940)
Project Number: 1612
BCC District: 06
Delivery Method: Design CCNA
Category: B08-Bridge Replacements
Status: Design
Designer: Alan Gerwig & Assoc.
Contractor: TBD (Bid)
Project Manager: Kathleen Farrell

This project will replace an existing bridge that was built over 80 years ago. The new bridge will improve traffic safety (lane widths and vehicle barrier walls). The current bridge is weight restricted.



SCHEDULE SUMMARY

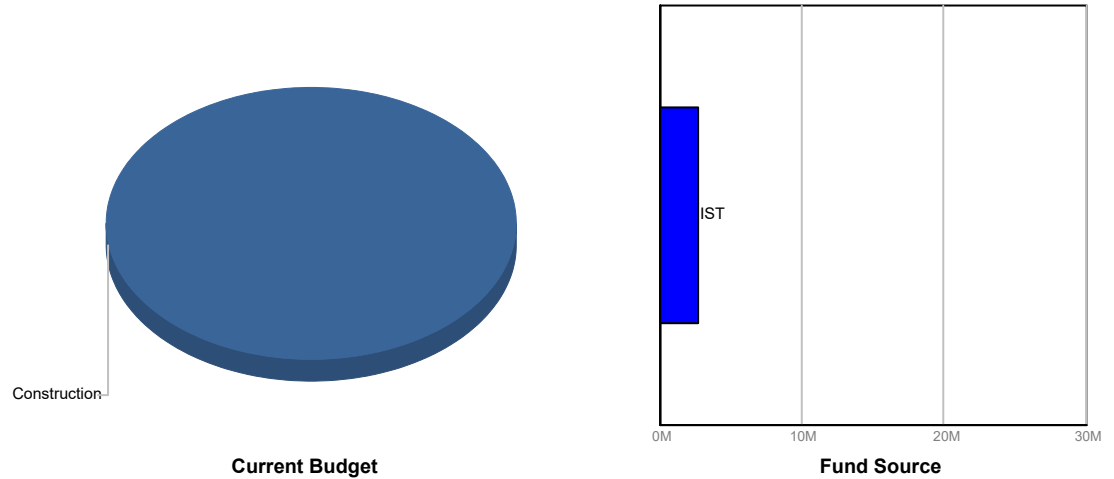
PARTICIPATION

FUNDING

	Original	Actual
Design Contract Notice to Proceed	11/9/2018	11/9/2018
Design Completion	10/28/2021	
Construction Bid Date	2/1/2022	
Construction Start	7/1/2022	
Construction Complete	12/1/2023	

Consultant
 SBE 100%
 Local 100%

Contractor
 SBE TBD
 Local TBD



FINANCIAL SUMMARY

NOTES

	Project Budget	Committed	% Committed	Paid To Date
	A	B	C=B/A	D
Construction	\$2,700,000	\$0	0.00%	\$0
TOTAL	\$2,700,000	\$0	0.00%	\$0

This project is funded with 5-Year Road Program (RP) funding and IST funding. The project is under design (using 5-Year RP funds). The IST partially funds the construction of the project at \$2.7m in FY 2019



Monthly Infrastructure Sales Tax Project Report

Large Cap Projects

Data Date: 05/15/2019

Report Date: 06/12/2019

DESCRIPTION/TEAM

SCOPE

PHOTO

Project Title: Jog Road from Lake Ida Rd to Boynton Beach Blvd
Project Number: 1618
BCC District: 05
Delivery Method: Annual Construction Contract
Category: R04-Resurfacing
Status: Construction
Designer: N/A
Contractor: Ranger
Project Manager: Mark Kroeger

Resurfacing 4.0 miles (24.0 lane miles) of Jog Road from Lake Ida Road to Boynton Beach Boulevard.



SCHEDULE SUMMARY

PARTICIPATION

FUNDING

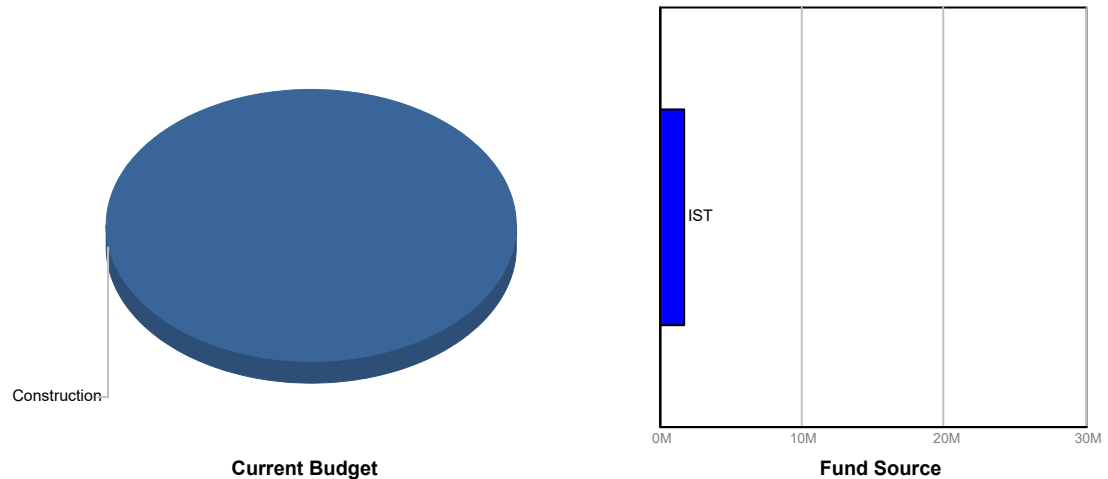
	Original	Actual
Milling and Pavement Complete	3/1/2019	3/14/2019
ADA (Curb/Cut Ramps) Complete	5/1/2019	
Traffic Striping Complete	7/1/2019	4/26/2019
Traffic Loops Complete	9/1/2019	

Consultant

SBE N/A
 Local N/A

Contractor

SBE 15%
 Local 100%



FINANCIAL SUMMARY

NOTES

	Project Budget	Committed	% Committed	Paid To Date
	A	B	C=B/A	D
Construction	\$1,800,000	\$1,787,362	99.30%	\$1,704,062
TOTAL	\$1,800,000	\$1,787,362	99.30%	\$1,704,062

Outstanding work includes updating ADA ramps , and replacing traffic loops .

PENDING APPROVAL - Due to additional traffic loop repair costs and higher unit construction costs in our annual construction contracts, the project's budget has increased from \$1.8m to \$2.2m. A type 2 transfer to cover the funding deficit is in progress.



Monthly Infrastructure Sales Tax Project Report

Large Cap Projects

Data Date: 05/15/2019

Report Date: 06/12/2019

DESCRIPTION/TEAM

SCOPE

PHOTO

Project Title: Courthouse Electronics System R&R/Command Center
Project Number: 16208
BCC District: 07
Delivery Method: Construction Management
Category: J02-Judicial
Status: Construction
Designer: TLC Engineering
Contractor: Hedrick Brothers Construction Co., Inc.
Project Manager: Rich Avery

Security Systems replacement at the Main County Courthouse including the Security Management System, Access Control System, CCTV system, Duress System, Intercom, Elevator Override, and Fire Alarm. The Project will also include addressing the emergency egress procedures for the facility, as well as build-out for the expansion of the 4th floor Command Center.

Total IST, and Ad Valorem funding for this project is \$16,452,328; Total IST funds are \$12,999,700, which are comprised of FY17 IST funds of \$1,300,000 and FY18 IST funds of \$8,699,700 and FY 19 IST funds of \$3,000,000. Ad Valorem funds are \$3,449,845



SCHEDULE SUMMARY

	Original	Actual
Project Start	2/19/2016	2/19/2016
Design Start	2/15/2017	2/15/2017
Construction - Start	11/26/2018	1/7/2019
Substantial Completion	2/1/2021	
Project Completion	4/1/2021	

PARTICIPATION

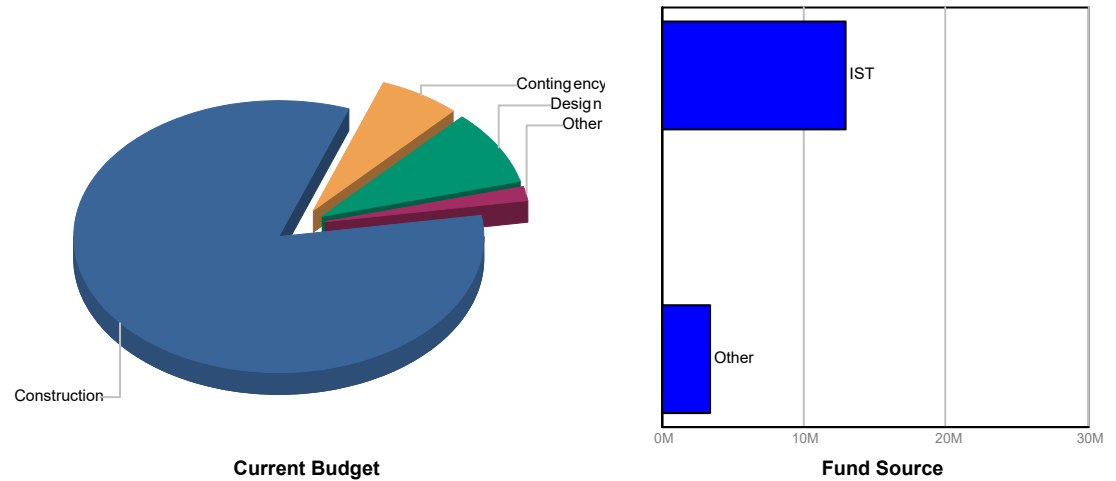
Consultant

SBE 12.7%
 Local 19%

Contractor

SBE TBD
 Local TBD

FUNDING



FINANCIAL SUMMARY

	Project Budget	Committed	% Committed	Paid To Date
	A	B	C=B/A	D
Design	\$1,431,186	\$1,220,166	85.26%	\$828,063
Construction	\$13,663,816	\$13,639,714	99.82%	\$901,495
Furniture, Fixtures & Equipment	\$0	\$0	0.00%	\$0
Other	\$285,137	\$83,044	29.12%	\$83,044
Contingency	\$1,072,189	\$0	0.00%	\$0
TOTAL	\$16,452,328	\$14,942,924	90.83%	\$1,812,601

NOTES

Construction activities continue with the first phase of the command center expansion. The exterior walls, interior metal stud wall framing, and pre-drywall rough in inspections are complete. Drywall installation has commenced. Product submittals and shop drawings reviews are ongoing. The CM has also begun procurement for some materials for the electronics R&R. Work is substantially complete for the contractor storage cages on the 7th floor.



Monthly Infrastructure Sales Tax Project Report

Large Cap Projects

Data Date: 05/15/2019

Report Date: 06/12/2019

DESCRIPTION/TEAM

SCOPE

PHOTO

Project Title: Lake Lytal Aquatic Center Replace Public Aquatic Facility
Project Number: 17218
BCC District: 02
Delivery Method: Construction Management at Risk
Category: A02-Aquatic Facility Repair and Replacement
Status: Design
Designer: Harvard Jolly, Inc.
Contractor: TBD
Project Manager: Rosalyn Acosta

The project entails constructing a new multi-phase Aquatic Complex mainly on undeveloped land along Kirk Rd. within Lake Lytal Park. The existing Pool Facility is to be demolished once the new aquatic center is opened to the public. The major components of the new Aquatic Complex will be a 70 Meter competition pool with dive well, a family water play area, 6-lane warm-up pool, flow riders, slides and building amenities such as restrooms, lockers, concession stand.



SCHEDULE SUMMARY

	Original	Actual
Project Start	4/19/2018	4/19/2018
Design Start (Master Plan)	7/10/2018	7/10/2018
Design Start (Aquatic Center)	11/20/2018	
Construction Start	7/1/2019	
Substantial Completion	7/1/2020	
Project Completion	9/1/2020	

PARTICIPATION

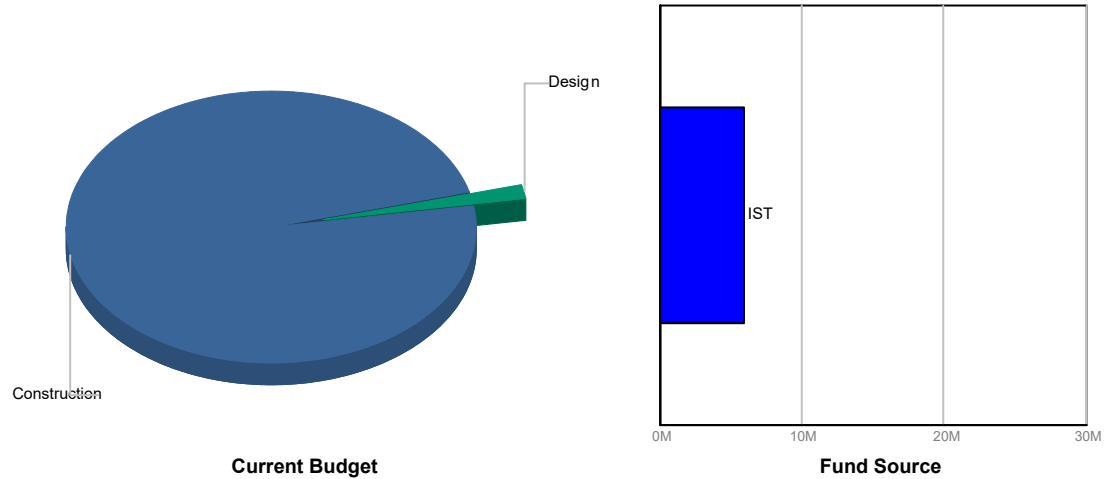
Consultant

SBE 30%
 Local 100%

Contractor

SBE TBD
 Local TBD

FUNDING



FINANCIAL SUMMARY

	Project Budget	Committed	% Committed	Paid To Date
	A	B	C=B/A	D
Design	\$100,000	\$48,596	48.60%	\$48,596
Construction	\$5,900,000	\$400	0.01%	\$400
Furniture, Fixtures & Equipment	\$0	\$0	0.00%	\$0
Other	\$0	\$37,087	0.00%	\$37,087
Contingency	\$0	\$0	0.00%	\$0
TOTAL	\$6,000,000	\$86,084	1.43%	\$86,084

NOTES

Lease agreement between Parks and YMCA is still under review by PREM. No changes with regards to design or CM services. No updates from Parks in regards to additional funding.



Monthly Infrastructure Sales Tax Project Report

Large Cap Projects

Data Date: 05/15/2019

Report Date: 06/12/2019

DESCRIPTION/TEAM

SCOPE

PHOTO

Project Title: Community Park - Paulette Burdick Park
Project Number: 18230
BCC District: CW
Delivery Method: TBD
Category: N02-New Park Development
Status: Design
Designer: Urban Design Kilday Studio
Contractor: TBD
Project Manager: Rosalyn Acosta

Construction of a neighborhood park that will service Cam Estates neighborhood, Meadowbrook and Plantation CCRT areas. The Park will mainly feature a walking pathway, children's playground and basketball courts.

IST Funding included in Current FY Budget: \$1,000,000
 IST Funding included in FY2023 Budget: \$4,900,000



SCHEDULE SUMMARY

	Original	Actual
Pre-Scope meeting with User	8/7/2018	8/7/2018
Final Concept Drawings (Parks)	8/15/2018	8/15/2018
Pre-Scope with Consultant	8/29/2018	8/29/2018
Project Start (Due Diligence)	11/1/2018	11/28/2018
Design Start	1/7/2019	
Construction Start	4/1/2019	
Substantial Completion	9/1/2019	
Project Completion	10/1/2019	

PARTICIPATION

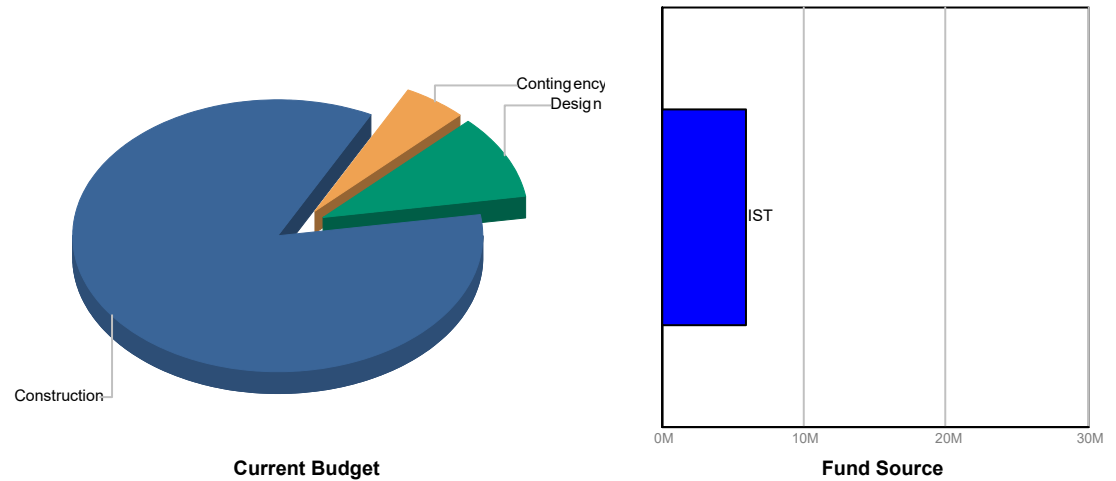
Consultant

SBE 98%
 Local 100%

Contractor

SBE TBD
 Local TBD

FUNDING



FINANCIAL SUMMARY

	Project Budget	Committed	% Committed	Paid To Date
	A	B	C=B/A	D
Design	\$590,000	\$24,434	4.14%	\$11,786
Construction	\$5,015,000	\$24,698	0.49%	\$21,729
Furniture, Fixtures & Equipment	\$0	\$0	0.00%	\$0
Other	\$0	\$7,772	0.00%	\$7,772
Contingency	\$295,000	\$0	0.00%	\$0
TOTAL	\$5,900,000	\$56,904	0.96%	\$41,287

NOTES

Phase II environmental (Limited Site Investigation) is underway; borings have been done. Final report being prepared.



Monthly Infrastructure Sales Tax Project Report

Large Cap Projects

Data Date: 05/15/2019

Report Date: 06/12/2019

DESCRIPTION/TEAM

SCOPE

PHOTO

Project Title: Housing Units for Homeless, Extremely Low Income, & Low Income
Project Number: Q001
BCC District: CW
Delivery Method: TBD
Category: H02-Housing
Status: Design
Designer: TBD
Contractor: TBD
Project Manager: TBD

This project involves the acquisition and renovation of older, possibly run down motel properties into efficiency units for use as temporary or longer term affordable housing for homeless and special populations.

This Project is funded in:
 FY 2017 - FY 2026 for \$2,550,000 each year for a total project estimate at \$25,500,000.



SCHEDULE SUMMARY

PARTICIPATION

FUNDING

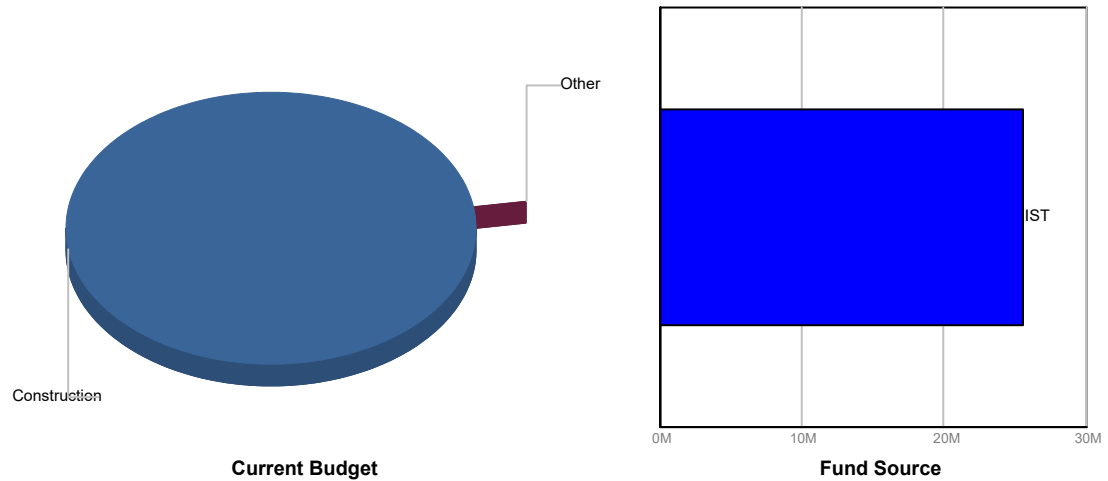
	Original	Actual
Construction Start		
Substantial Completion		
Project Completion		
Design Start		
RFP Award		
Project Start	9/1/2017	9/1/2017
RFP Development Start	12/1/2017	12/1/2017
RFP Release	11/26/2018	

Consultant

SBE TBD
 Local TBD

Contractor

SBE TBD
 Local TBD



FINANCIAL SUMMARY

NOTES

	Project Budget	Committed	% Committed	Paid To Date
	A	B	C=B/A	D
Design	\$0	\$5,289	0.00%	\$5,289
Construction	\$25,470,000	\$10,576	0.04%	\$0
Furniture, Fixtures & Equipment	\$0	\$0	0.00%	\$0
Other	\$30,000	\$32,108	107.03%	\$32,108
Contingency	\$0	\$0	0.00%	\$0
TOTAL	\$25,500,000	\$47,973	0.19%	\$37,397

This Large Cap Project will fund multiple projects over the 10 year period. Staff obtained direction from the Board of Commissioners on 9/26/2017 to proceed with an affordable housing pilot project. Preparation of an RFP for development services began 12/1/2017 and remains in progress, including coordination with the Dept. of Community Services and Office of Resilience. Staff representation of FD&O, Housing and Economic Sustainability, Community Services, and Administration presented a proposed Project Plan for the remainder of the funding at a BCC Workshop on February 26, 2019 and received direction to proceed accordingly. Scheduling and other planning tasks toward implementation are now in progress, including development of an RFP for the Cottage Homes project (first priority) and an upcoming meeting with local housing authorities to vet interest in same.



Monthly Infrastructure Sales Tax Project Report

Large Cap Projects

Data Date: 05/15/2019

Report Date: 06/12/2019

DESCRIPTION/TEAM

SCOPE

PHOTO

Project Title: Vehicle Replacement

Project Number: Q007
 BCC District: Multiple
 Delivery Method: Direct Purchase
 Category: S04-Sheriff
 Status: Construction
 Designer: N/A
 Contractor: N/A
 Project Manager: Audrey Wolf

This project funds the replacement of PBSO public safety vehicles and related equipment (other than radios), tools and/or services.

FY 18 Funds: \$3,650,513
 FY 19 Funds: \$3,650,513
 FY 20 Funds: \$3,650,514
 FY 24 Funds: \$1,669,963



SCHEDULE SUMMARY

PARTICIPATION

FUNDING

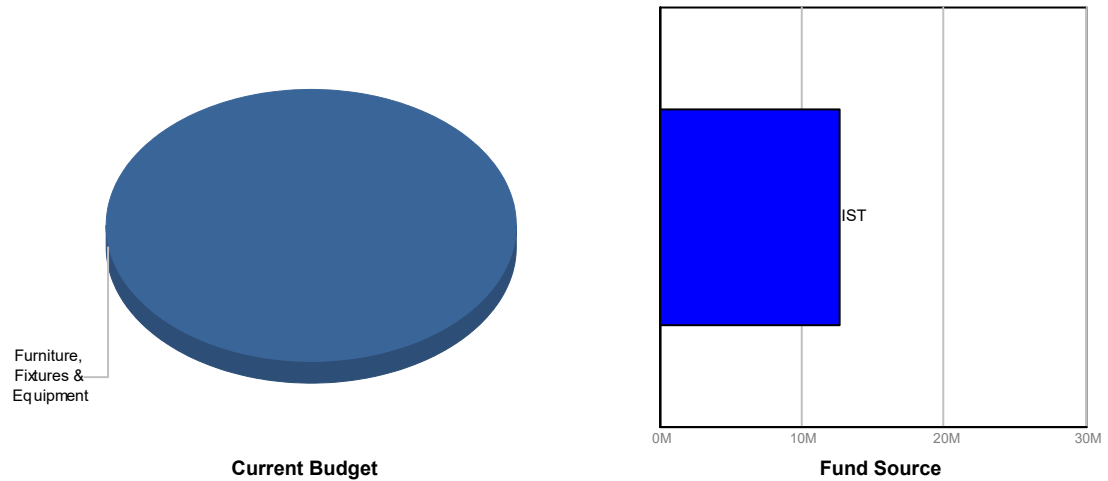
	Original	Actual
1 Project Start	10/1/2018	5/1/2018
2 Project Completion	9/30/2024	

Consultant

SBE N/A
 Local N/A

Contractor

SBE N/A
 Local N/A



FINANCIAL SUMMARY

NOTES

	Project Budget	Committed	% Committed	Paid To Date
	A	B	C=B/A	D
Furniture, Fixtures & Equipment	\$12,621,503	\$5,603,230	44.39%	\$5,603,230
Other	\$0	\$0	0.00%	\$0
TOTAL	\$12,621,503	\$5,603,230	44.39%	\$5,603,230

Prioritization, identification and cost of specific assets are determined by the Sheriff's Office with administration support being performed by FD&O through a Project Funding Agreement with the County.



Monthly Infrastructure Sales Tax Project Report

Large Cap Projects

Data Date: 05/15/2019

Report Date: 06/12/2019

DESCRIPTION/TEAM

SCOPE

PHOTO

Project Title: Animal Care & Control

Project Number: Q008
 BCC District: CW
 Delivery Method: Construction Manager at Risk
 Category: G02-General Government Facilities
 Status: Design
 Designer: TBD
 Contractor: TBD
 Project Manager: Rich Avery

The Animal Care & Control Renovation & Expansion project for the Belvedere Rd. campus includes: renovations to existing buildings for improved functionality; possible replacement of non-air conditioned kennel buildings with air-conditioned kennel buildings pending evaluation, pricing and approval; and the creation of new spaces necessary to facilitate current and future projected operational needs. The cost of the project includes cost-estimating services necessary in order to validate the project scope, which was derived jointly by FDO & the ACC Division via a needs assessment and programming document, as well as interim arrangements to sustain continuous operations during construction.



SCHEDULE SUMMARY

PARTICIPATION

FUNDING

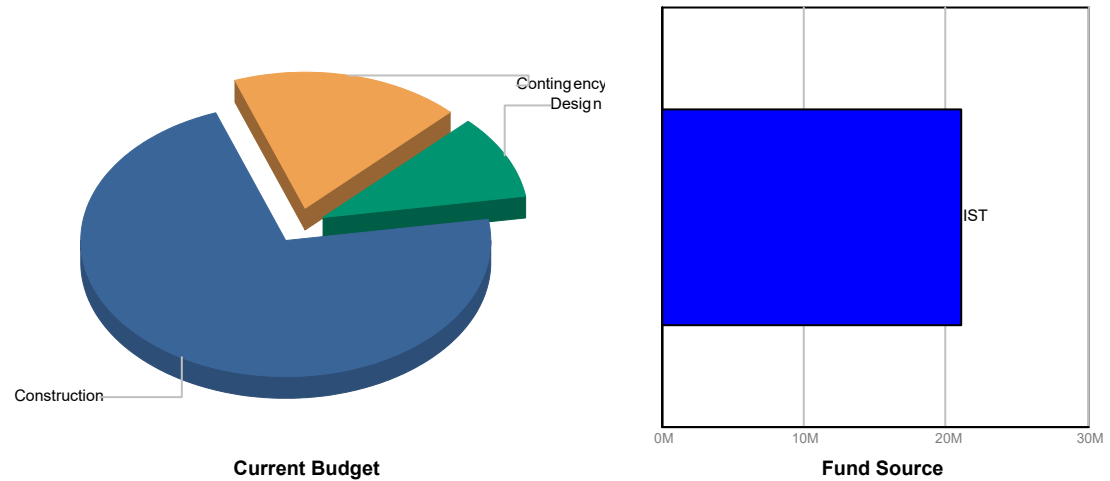
	Original	Actual
REPLACEMENT PROGRAMMING		
PROGRAMMING	10/1/2018	10/1/2018

Consultant

SBE TBD
 Local TBD

Contractor

SBE TBD
 Local TBD



FINANCIAL SUMMARY

NOTES

	Project Budget	Committed	% Committed	Paid To Date
	A	B	C=B/A	D
Design	\$2,100,000	\$0	0.00%	\$0
Construction	\$15,120,000	\$17,008	0.11%	\$15,274
Contingency	\$3,780,000	\$0	0.00%	\$0
TOTAL	\$21,000,000	\$17,008	0.08%	\$15,274

The Design Consultant Final selection meeting is scheduled to be held May 29, 2019. On April 16, held a CM @ Risk RFP mandatory pre-proposal meeting, CM Short listing is scheduled for June 27, 2019 with CM final selection scheduled for July, 19, 2019.



Monthly Infrastructure Sales Tax Project Report

Large Cap Projects

Data Date: 05/15/2019

Report Date: 06/12/2019

DESCRIPTION/TEAM

SCOPE

PHOTO

Project Title: Detention Center Facilities R/R (Phases 3-5)
Project Number: Q019
BCC District: Multiple
Delivery Method: Construction Management
Category: S06-Sheriff - FDO
Status: Construction
Designer: Leo A. Daly
Contractor: Hedrick Brothers Construction
Project Manager: Mike McPherson

Phases 3-5 consist of the East Tower and West Tower which are located at the Main Detention Center. The West Detention Center is located in Belle Glade. The design for both towers and the West Detention Center will require repairing and replacing MEP, Fire Sprinkler System, Low Voltage Systems and interior finishes.
 Detention Center Facilities R/R (Phases 3-5)
 FY 2018 IST \$8,500,000
 FY 2019 IST \$14,700,000
 FY 2020 IST \$9,800,000



SCHEDULE SUMMARY

PARTICIPATION

FUNDING

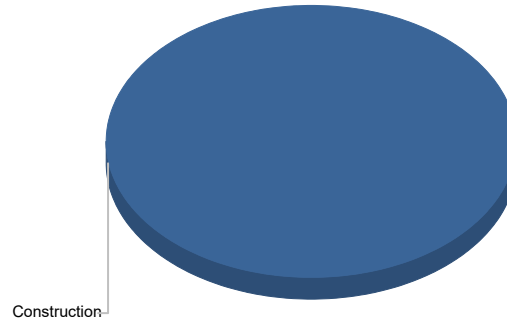
	Original	Actual
East Tower Design Start	11/12/2018	
East Tower Construction Start	10/14/2019	
East Tower Substantial Completion	11/10/2020	

Consultant

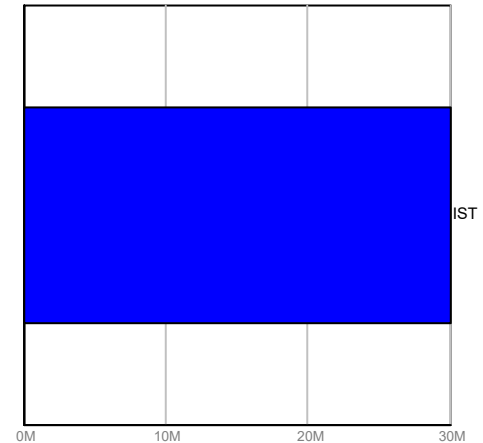
SBE 19.88%
 Local 67%

Contractor

SBE 63%
 Local 84%



Current Budget



Fund Source

FINANCIAL SUMMARY

NOTES

	Project Budget	Committed	% Committed	Paid To Date
	A	B	C=B/A	D
Design	\$0	\$184,360	0.00%	\$112,846
Construction	\$33,000,000	\$6,476,677	19.63%	\$4,582,330
Other	\$0	\$843,700	0.00%	\$422,095
Contingency	\$0	\$0	0.00%	\$0
TOTAL	\$33,000,000	\$7,504,736	22.74%	\$5,117,271

The design for the East and West Towers in Phases 4&5 has not begun. Painting for the exterior of the East Tower remains ongoing and moving forward rather well.
 WDC - Roof top A/C units have been replaced, electrical hook up to the units is complete and they have been tested on C Pod. Work continues in A Pod with the acoustical ceiling tiles being installed, plumbing has been completed, electrical for emergency power to the laundry and kitchen equipment continues.
 The generator pad for the 1000kw generator has been poured adjacent to the drug farm. Exterior and interior painting has been completed at A Pod. 90% of the resinous flooring has been completed in A Pod.



Monthly Infrastructure Sales Tax Project Report

Large Cap Projects

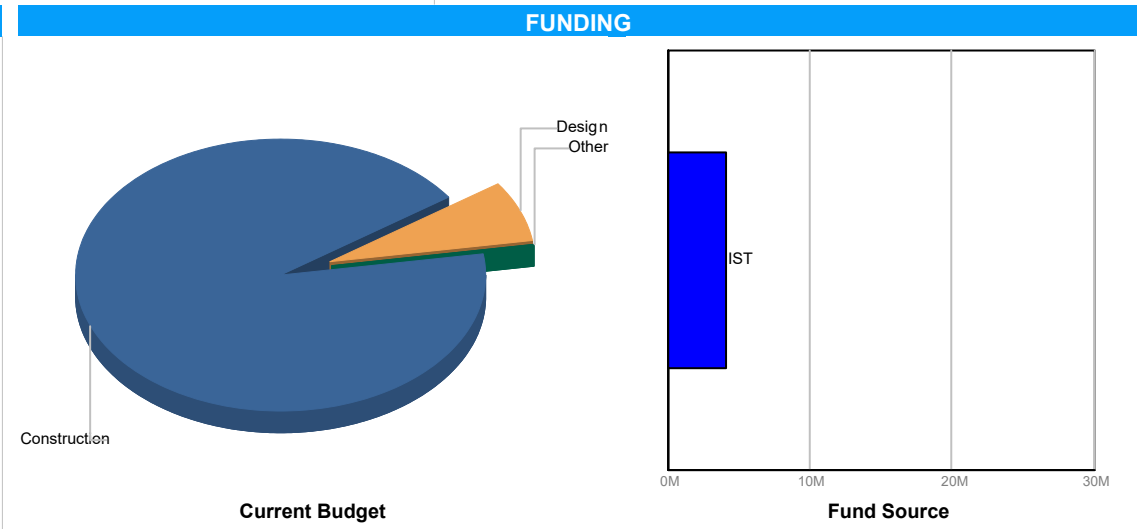
Data Date: 05/15/2019

Report Date: 06/12/2019

DESCRIPTION/TEAM	SCOPE	PHOTO
<p>Project Title: FY2017 Sports Field Lighting Replacement</p> <p>Project Number: T006</p> <p>BCC District: Multiple</p> <p>Delivery Method: TBD</p> <p>Category: S12-Sports Lighting Replacement</p> <p>Status: Construction</p> <p>Designer: JLRD Engineers</p> <p>Contractor: Musco</p> <p>Project Manager: Stuart Patterson</p>	<p>Replacement of Sports Field Lighting at Bert Winters Park, Caloosa Park, Glades Pioneer Park, Juno South Park, Jupiter Farms Park, Okeeheelee Park, Pinewoods Park, (Burt Aaronson) South County Regional Park and Westgate Park.</p> <p>IST FY 2017 funds: \$4,100,000.</p>	

SCHEDULE SUMMARY		
	Original	Actual
Final Completion		
Project Start	6/29/2017	6/29/2017
Procurement (Light Fixture Vendor)	10/16/2018	10/16/2018
Procurement (Installation Contractor)	10/17/2018	

PARTICIPATION	
Consultant	
SBE	100%
Local	100%
Contractor	
SBE	TBD
Local	TBD



FINANCIAL SUMMARY				
	Project Budget	Committed	% Committed	Paid To Date
	A	B	C=B/A	D
Design	\$299,161	\$1,288	0.43%	\$1,288
Construction	\$3,800,000	\$0	0.00%	\$0
Other	\$839	\$1,679	200.00%	\$839
TOTAL	\$4,100,000	\$2,967	0.07%	\$2,127

NOTES

Project has been divided into (2) initial packages: RFP #1, Supply Lighting Fixtures: awarded to MUSCO Lighting; & RFP #2, Installation of Lighting Fixtures: Installation Contractor - I/RFQ has been finalized by FDO/CID and issued to potential bidders.

Contractor Qualifications packages (which is Step #1 of RFP #2) were received from (3) bidders on 5/9/2019. CID requested additional information from each of the bidders, which is due 5/31/2019. Once received, CID will complete its review w/in 20 days. This review will qualify or disqualify contractors from RFP #2, Step 2, Invitation for Bid.

It is expected that, at the direction of FDO Director's Team, Project will be comprised of (11) bid packages.




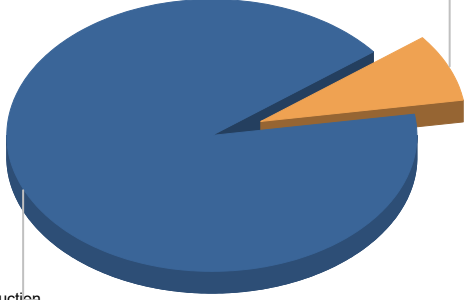
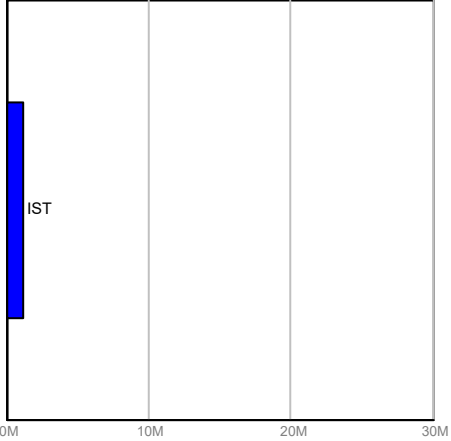
Monthly Infrastructure Sales Tax Project Report

Large Cap Projects

Data Date: 05/15/2019

Report Date: 06/12/2019

DESCRIPTION/TEAM	SCOPE	PHOTO
<p>Project Title: FY2018 Sports Field Lighting Replacement</p> <p>Project Number: T007</p> <p>BCC District: Multiple</p> <p>Delivery Method: TBD</p> <p>Category: S12-Sports Lighting Replacement</p> <p>Status: Construction</p> <p>Designer: JLRD Engineers</p> <p>Contractor: Musco</p> <p>Project Manager: Stuart Patterson</p>	<p>Replacement of Sports Field Lighting at Dyer Park, Lake Charleston Park and (Burt Aaronson) South County Regional Park.</p> <p>IST FY 2018 funds: \$1,200,000.</p>	

SCHEDULE SUMMARY	PARTICIPATION	FUNDING															
<table border="1"> <thead> <tr> <th></th> <th>Original</th> <th>Actual</th> </tr> </thead> <tbody> <tr> <td>Final Completion</td> <td></td> <td></td> </tr> <tr> <td>Project Start</td> <td>6/29/2017</td> <td>6/29/2017</td> </tr> <tr> <td>Procurement (Light Fixture Vendor)</td> <td>10/16/2018</td> <td>10/16/2018</td> </tr> <tr> <td>Procurement (Installation Contractor)</td> <td>10/17/2018</td> <td></td> </tr> </tbody> </table>		Original	Actual	Final Completion			Project Start	6/29/2017	6/29/2017	Procurement (Light Fixture Vendor)	10/16/2018	10/16/2018	Procurement (Installation Contractor)	10/17/2018		<p>Consultant</p> <p>SBE 100%</p> <p>Local 100%</p> <p>Contractor</p> <p>SBE TBD</p> <p>Local TBD</p>	<div style="display: flex; justify-content: space-around;"> <div style="text-align: center;">  <p>Current Budget</p> </div> <div style="text-align: center;">  <p>Fund Source</p> </div> </div>
	Original	Actual															
Final Completion																	
Project Start	6/29/2017	6/29/2017															
Procurement (Light Fixture Vendor)	10/16/2018	10/16/2018															
Procurement (Installation Contractor)	10/17/2018																

FINANCIAL SUMMARY				
	Project Budget	Committed	% Committed	Paid To Date
	A	B	C=B/A	D
Design	\$96,000	\$0	0.00%	\$0
Construction	\$1,104,000	\$0	0.00%	\$0
TOTAL	\$1,200,000	\$0	0.00%	\$0

NOTES

Project has been divided into (2) initial packages: RFP #1, Supply Lighting Fixtures: awarded to MUSCO Lighting; & RFP #2, Installation of Lighting Fixtures: Installation Contractor - I/RFQ has been finalized by FDO/CID and issued to potential bidders.

Contractor Qualifications packages (which is Step #1 of RFP #2) were received from (3) bidders on 5/9/2019. CID requested additional information from each of the bidders, which is due 5/31/2019. Once received, CID will complete its review w/in 20 days. This review will qualify or disqualify contractors from RFP #2, Step 2, Invitation for Bid.

It is expected that, at the direction of FDO Director's Team, Project will be comprised of (11) bid packages.