



**Palm Beach County
Community Services Department**

**Special Needs/Developmental Disabilities
Financially Assisted Agencies
Request for Proposals
Planning Process Summary Report
February 2017**

**Prepared
By
Sonja Holbrook, MPH
Manager of Planning and Evaluation
&
Stessy Cocerez, BS
Planning Technician**

TABLE OF CONTENTS

<u>DOCUMENT NAME</u>	<u>PAGE #</u>
SUMMARY REPORT <ul style="list-style-type: none">- Purpose- Background- Schedule- Data Summary- Public Forum & Community Survey Overview- Survey Responses- Recommendations for FY2017 Funding for Special Needs / Developmental Disabilities	PAGES 3-11
APPENDIX A <ul style="list-style-type: none">- PowerPoint Presentations<ul style="list-style-type: none">a. Welcome (page 13)b. FAA RFP Process (Pages 14-16)c. A Report on Health & Human Services in Palm Beach County – Special Needs / Developmental Disabilities (Pages 18-26)d. Community Needs Assessment on Special Needs and Disabilities (Pages 27-48)e. Survey Overview, Discussion & Conclusions (Pages 49-51)	PAGES 12-51
APPENDIX B <ul style="list-style-type: none">- Survey Instrument	PAGES 52-56
APPENDIX C <ul style="list-style-type: none">- Public Forum Participants	PAGES 57-59

SUMMARY REPORT

Purpose

The purpose of this report is to provide a summary of the planning process for the Financially Assisted Agencies (FAA) Special Needs/Developmental Disabilities Request for Proposal (RFP).

The FAA RFP planning process involves the following activities:

- Convene Steering Committee to submit and review relevant data, plan public forum and community survey
- Convene Public Forum to identify service unmet needs, gaps, priorities through review of existing data, public forum and community survey input
- Status update and summary report to the Palm Beach County Citizens Advisory Committee (CAC) on Health and Human Services

Background

The *Health & Human Services Element* of Palm Beach County's Comprehensive Plan identifies the County's role in funding, providing and/or supporting the delivery of health and human services. It also defines the County's relationship with other funders and providers of services (such as Financially Assisted Agencies) for the purpose of maximizing the resources and benefits available to Palm Beach County residents.

In addition to the *Health & Human Services Element*, the County utilizes a document entitled "*The Report of Health & Human Services in Palm Beach County – Based on Key Community Indicators*" to provide a "point-in-time" snapshot through the use of sixteen (16) indicators that are associated with a specific Goal. The Goal for each indicator relates to current and future planning efforts, funding and disparities.

The Indicator Report is consistent with Goals, Objectives and Policies within the HHS Element, the Mission of the Citizens Advisory Committee on Health & Human Services (CAC/HHS) and assists in the prioritization of services, investment in measurable outcomes, coordination, and the planning of service delivery to effectively meet service demands.

Information within the HHS Element and Indicator Report, in conjunction with comments or issues expressed at Public Forums, aids in the preparation of Financially Assisted Agencies (FAA) Request for Proposal (RFPs) documents.

The Board of County Commissioners (BCC) created the CAC on Health and Human Services by resolution (R-2013-1563) to assist the BCC in the assessment of health and human service needs, planning, implementation and evaluation of a System of Care. One of the responsibilities of the CAC is to provide input on the RFP process for the FAA funding. The CAC formed a Special Needs/Developmental Disabilities RFP Steering Committee made up of the following members:

Barbara Jacobowitz (Citizens Advisory Committee Member)
Kevin McCormick (Palm Beach County School District)
Louis Ferri (Palm Beach County Palm Tran Connection)
Kim Clawson (Area Agency on Aging)
Katie Petrassi (Area Agency on Aging)
Sharon Alexander (Unicorn Children's Foundation)
Jennifer Muñoz (Children's Services Council)
Barbara Wheeler (Palm Beach County Youth Services)
Pam Heyer (United Way of Palm Beach County)
Milory Senat (Agency for People with Disabilities)

The Steering Committee provides input on the public forum logistics, format and presentations, as well as recommendations for funding priorities. The purpose of the public forum is to inform the RFP process through input from providers, consumers, caregivers and concerned residents of Palm Beach County on Special Needs/Developmental Disabilities service needs, gaps, barriers and funding priorities.

Schedule

The Special Needs/Developmental Disabilities Steering Committee met on November 1, 2016, December 2, 2016 and February 2, 2017. The meetings were publicly noticed and held at 810 Datura St., West Palm Beach, FL 33401.

A public forum was publicly noticed and convened on Thursday, January 19, 2017 from 9:00 a.m. to 12:00 p.m. for public discussion on Special Needs/Developmental Disabilities services in Palm Beach County. The Public Forum was held at Children's Services Council, centrally located in Boynton Beach.

Data Summary

Several data sets were submitted to and reviewed by the Steering Committee members, as listed below.

- Palm Beach County Health & Human Services Element
- Report of Health & Human Services in Palm Beach County – Based on Key Community Indicators
- Children's Services Council Community Needs Assessment
- Children's Services Council – Data from all CSC-funded programs related to Special Needs
- Data from The Florida Department of Health Community Health Improvement Plan (CHIP)
- Special Needs Steering Committee – November 1st, 2016 Summary Notes Page 2
- Palm Tran Connection Ridership demographics

- Unicorn Children’s Foundation Special Needs Assessment
- United Way of Palm Beach County Respite Needs/Services Survey
- United Way of Palm Beach County – demographics on children served, medical equipment purchased, etc.
- AAA- Data on long-term care needs from Medicaid
- APD- Medicaid waiver data and the waiting list; how long it takes to remove an individual from the waiting list, services most needed, etc.
- Demographic data from Florida Atlantic University – Center for Autism and Related Disabilities
- 211 Special Needs Data, Help Me Grow program data from collaboration with Children’s Services Council
- United Way of Palm Beach County – Special Needs Project – Respite Needs for Children and Youth with Disabilities in Palm Beach County – June 2016
- United Way of Palm Beach County – Special Needs Equipment Fund Table – 2010-2015

Public Forum & Community Survey Overview

The Steering Committee recommended that Andrea Stephenson, Executive Director of the Health Council of Southeast Florida facilitate the public forum discussion. She is a tremendous resource in the community in guiding community driven processes such as the FAA RFP process.

Flyers advertising the forum were available in English, Spanish and Creole. Flyers were widely distributed throughout the non-profit community.

The main objectives of the public forum and community survey were reviewed, which include the following:

- To provide space for the community’s voice to be heard in terms of highlighting the existing service needs, gaps and funding priorities.
- For data gathered to serve as one of several resources used to inform the RFP process.
- To ensure the funding priorities are relevant and will work to meet service needs in the community.

It was decided to include the following presentations during the forum to set the framework and context for the discussion: an overview of the FAA RFP process, Unicorn Children’s Foundation (UCF)’s *Community Needs Assessment on the Special Needs Service Delivery System*, Community Services Department’s *Report of Health and Human Services based on Key Community Indicators 2010 – Special Needs/Developmental Disabilities*.

The PowerPoint presentations are located in the appendices.

The survey tool was developed in conjunction with the Steering Committee and the Unicorn Children's Foundation. The survey link was included on the forum flyers and was widely distributed throughout the non-profit community.

Identified Community Needs, Gaps, Barriers, and Priorities

Steering Committee

The following issues were raised during the Steering Committee meetings:

- Unicorn Children's Foundation's (UCF) special needs assessments, the results, and how to quantify the results into actions. Their results have found that the biggest needs are employment, housing, and transitional services from high school (age 22) to adulthood.
- The importance of aligning community objectives with agency objectives.
- UCF is working with consultants who will come up with a report on where the funding sources are and how those funds are being used throughout the community.
- The Indicator Report, which is an update to the 2010 version, should show a trend of progress or change in the field of Special Needs. This should be integrated into the data-driven decision-making throughout the RFP process.
- Respite care as an important component of Special Needs and how to ensure capable Respite Care Workers.
- Discussion on transferring issues that relate to the age group of "Birth to 22" over to the Youth Services Department in the future due to their expertise.
- The importance of transportation accessibility for those with Special needs; data that should be looked at to analyze this issue should include how many special needs individuals are located in the County, where they are located, how close are their homes are to their place of employment, and what their age groups are. Transportation capabilities are also dependent on fixed route accessibility versus individual route accessibility.
- There needs to be a discussion on the different scopes of disabilities within the Special Needs population because these capabilities need to be known in order to best address their specific needs. This is an underlying component of inclusion and thus a determining factor of what type of transportation different members of the Special Needs community can access. When discussing the topic of inclusion, it is important to make the point that FAA funds should be directed at services that are not already accessible to everyone of all types of disabilities, or not, within the County.
- Using the Medicaid Waiver Waitlist might not be a worthy data source to indicate the progress of the available or proposed County services because it is not something that can be controlled by just one source of funding.
- The connection between special needs services and the financial burdens that they may experience.
- As a whole, the lack of capable workers in the field of Special Needs; there's a financial disadvantage as well as a lack of respect for education.

Public Forum

62 participants attended the public forum. A list of the attendees is included in the appendices

Below is a list of the responses.

The service needs (services needed and used) and gaps (services needed but can't get) identified during the discussion were:

Advocacy/education

Service Needs:

Job/employment services

Respite services

Support and navigation services

Special Populations noted included:

Aging out of foster care

Co-occurring mental illness & special needs

Aging-related disabilities (visual/auditory), aging population.

The service barriers identified during the discussion were:

Lack of transition services

Lack of access due to funding, available high quality providers, geographic location.

The service funding priorities identified during the discussion were:

Services throughout life span, throughout the County – housing, employment, recreation, medical, transportation, inclusion, guardian advocacy, medical supplies to promote independence, mobility, and dignity- all services leading to integration as soon as possible

Navigation and understanding the resources and services that are available, including family supports

Advocacy/education- in order to transition through adulthood smoothly, support the virtual information HUB, understanding and competency in serving the special needs population

Reconsideration of how to allocate funds – making sure to fund smaller organizations as well

Community Survey

104 surveys were collected between December 20, 2016-January 26, 2017.

The tables below display a summary of the responses.

The designation of respondents is as follows:

Q1. How do you identify yourself? Select all that apply.		
Designation	%	n
Administrative Provider (supervisor, manager, director, executive, etc.)	21%	28
Family Member	21%	28
Direct Service Provider (case manager, therapist, counselor, peer specialist, etc.)	19%	26
Other (please specify)	13%	18
Person Served/Client/Consumer/Person with Lived Experience	12%	16
Community Leader	10%	13
Service Funder	4%	5
* 104 respondents selected 134 options	100%	134

The top 3 service needs (services needed and used) identified in the survey were:

Q2. NEEDS: In thinking about special needs services, which are most critical for the population of Palm Beach County? Need is defined as services that people NEED AND USE. Select up to three (3) for each age group by selecting 'Top 3' in the drop down box.					
Aggregate	n	Birth to 22 years	n	22+ years	n
Housing services including group homes and supported living	91	Transitional services- prepares students with disabilities to move from school to post-school life-instruction, related services, community experiences, employment and other post-school adult living objectives, evaluation	58	Housing services including group homes and supported living	64
Transitional services- prepares students with disabilities to move from school to post-school life-instruction, related services, community experiences, employment and other post-school adult living objectives, evaluation	90	Case management or case coordination/advocacy services	47	Job skills training	46
Case management or case coordination/advocacy services	78	Medical services (speech therapy, ABA, occupational therapy, and nutrition services)	43	Paid employment	38

The top 3 service gaps (services needed but can't get) identified in the survey were:

Q3. GAPS: In thinking about the current special needs resources and services provided in Palm Beach County, which resources and services are lacking? Gaps are defined as services people NEED BUT CAN'T GET. Select up to three (3) for each age group by selecting 'Top 3' in the drop down box.

Aggregate	n	Birth to 22 years	n	22+ years	n
Housing services including group homes and supported living	83	Respite care-planned or emergency care provided to a child or adult with special needs in order to provide temporary relief to family caregivers who are for that child or adult	41	Housing services including group homes and supported living	55
Transitional services- prepares students with disabilities to move from school to post-school life-instruction, related services, community experiences, employment and other post-school adult living objectives, evaluation	65	Transitional services- prepares students with disabilities to move from school to post-school life-instruction, related services, community experiences, employment and other post-school adult living objectives, evaluation	39	Paid employment	36
Case management or case coordination/advocacy services	63	Medical services (speech therapy, ABA, occupational therapy, and nutrition services)	36	Job skills training	35

The top 3 service barriers identified in the survey were:

Q4. BARRIERS: Please identify the top three (3) barriers or challenges related to individuals being able to access special needs services.

Barrier	%
Lack of available services and resources	62%
Long waitlist for services/treatment	56%
Cost of services/treatment	43%

Recommendations for FY 2018 Special Needs/Developmental Disabilities FAA Funding

Special Needs/Developmental Disabilities services is one of six service categories funded through the Financially Assisted Agencies (FAA) program. In FY2017 there are 12 Special Needs/Developmental Disabilities programs funded. The total amount allocated to the Special Needs/Developmental Disabilities programs is \$1,583,721. Annually, staff works with the Citizens Advisory Committee for Health and Human services to recommend the scope of services for categories under FAA funding for which a Request for Proposals Guidance will be issued.

For FY 2018 it is recommended that programs and services in this category address outcomes and performance measures that work to increase program participant's independence by building social, emotional, intellectual, and/or physical skills.

Services provided in this category should address at least one of the following life areas: Employment/Income, Residential/Living, Special Needs and Support Services, Community Based Day Supports, and Advocacy. Programs should be able to demonstrate how the provision of the service maximizes the independence of participants.

LIFE AREAS:

Employment/Income – Vocational Training and/or assistance to obtain a minimum wage or higher job in the community based on identified needs and interests. Services also include broadening skill sets for employment, assistance in maintaining employment and increasing earned income in the household. Includes job development activities with employers to increase capacity and facilitate matches as identified in a person-centered career plan.

Residential/Independent Living – Services focused on addressing the needs and limitations of participants which will allow them to obtain/maintain the most independent living situation in the community. The focus of the programs should address service areas such as budgeting, health and safety, public assistance/resources, social engagement and community inclusion. Stepping-stones to independent living, including all non-institutional options as well as Supported Living Coaching for people capable of living independently with some supports are included in the service array.

Special Needs and Support Services – Discreet programs which provide specialized supports and services to identified populations who are underserved or who have unique needs due to the nature or severity of their disability. Services could include transitional services, day services, respite care, behavioral supports and other programs that provide services to keep the individual in a community based setting.

Community Based Day Supports - Programs designed to enable an individual to enrich his or her life and enjoy a full range of community activities. Services include but are not limited to career exploration, volunteer experiences, community integration experiences to support participation in community life, skill development and training, development of activities of daily living and independent living skills, socialization experiences and support to enhance interpersonal skills and pursuit of personal interests and hobbies. Also includes transition services to integrated employment.

Advocacy – Supports focused on assisting children and adults as well as their family members identify and access available programs and services in the community. Projects should provide support in areas such as generating awareness and the understanding of laws that protect citizens with special needs, program management services, referral and follow-up assistance, and accessing available supports and programs. Optimize opportunities to present information/education to public service providers to help them understand their roles, responsibilities and legal obligations.

DRAFT

APPENDIX A

Public Forum Power Point Presentation

DRAFT

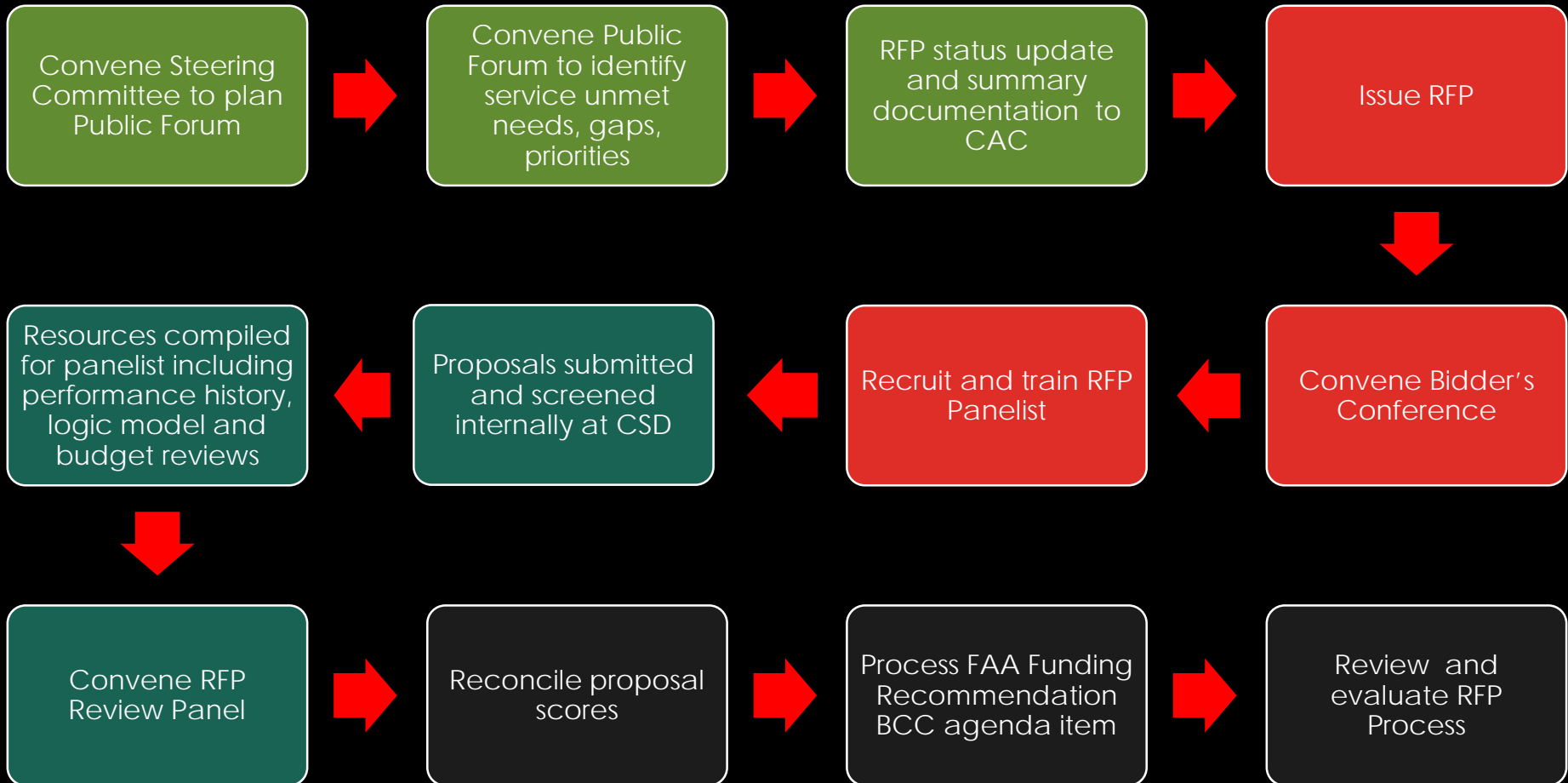


WELCOME!

Financially Assisted Agencies (FAA)
Public Forum
On
Special Needs /
Developmental Disabilities
January 19th, 2018

Financially Assisted Agencies (FAA) Request for Proposal (RFP) Process

FAA RFP PROCESS



OBJECTIVE OF PUBLIC FORUM AND COMMUNITY SURVEY

- The main objective of the public forum and community survey is to provide space for the community's voice to be heard in terms of highlighting the existing service needs, gaps and funding priorities.
- This data will serve as one of several resources used to inform the RFP process.
- This effort better ensures the funding priorities are relevant and will work to meet service needs in the community.



Presentations

A Report on Health and Human Services in Palm Beach County

Special Needs / Developmental Disabilities



A REPORT OF HEALTH & HUMAN SERVICES IN PALM BEACH COUNTY- Based on Key Community Indicators 2010



Indicator Summary

Summary Page Synopsis

The Indicator Summary page is intended to provide the reader with a “quick” reference concerning the status of 16 Service Category topics based on an Overall Goal & Key Indicator contained within this document. Please use the Legend and Notes Section listed below for further analysis.

Click on the indicator signal to navigate to the desired page. Clicking on the footer on any page will return you to the Table of Contents.

Legend & Notes

Green is good. The Goal is being met and the Trend is upward.

Yellow is caution. It is used either if the Goal is being met but the Trend is downward or if the Goal is not being met but the Trend is upward.

Red is alarming. Red is used if the Goal is not being met and the Trend is downward.

Trend is defined as six (6) to eight (8) data points.

	(+) Trend	(-) Trend
> Goal	Green	Yellow
< Goal	Yellow	Red



Access to Care
Page 6



Child Care/
After School Care
Page 9



Domestic Abuse/Sheltering
Page 11



Health Care
Page 14



HIV/AIDS
Page 16



Homelessness
Page 19



Hunger/Food Security
Page 22



Maternal and
Child Health
Page 25



Mental Health
Page 29



Public Safety/
Violent Crime
Page 34



Public Transportation
Page 37



School Readiness
Page 40



Senior Services
Page 43



Special Needs/
Developmental Disabilities
Page 47



Substance Abuse
Page 51



Youth Violence/
Diversion Programs
Page 54

Special Needs/Developmental Disabilities

KEY INDICATOR

Percentage of Palm Beach County residents with Developmental Disabilities identified as being at risk of institutionalization currently waiting for essential services

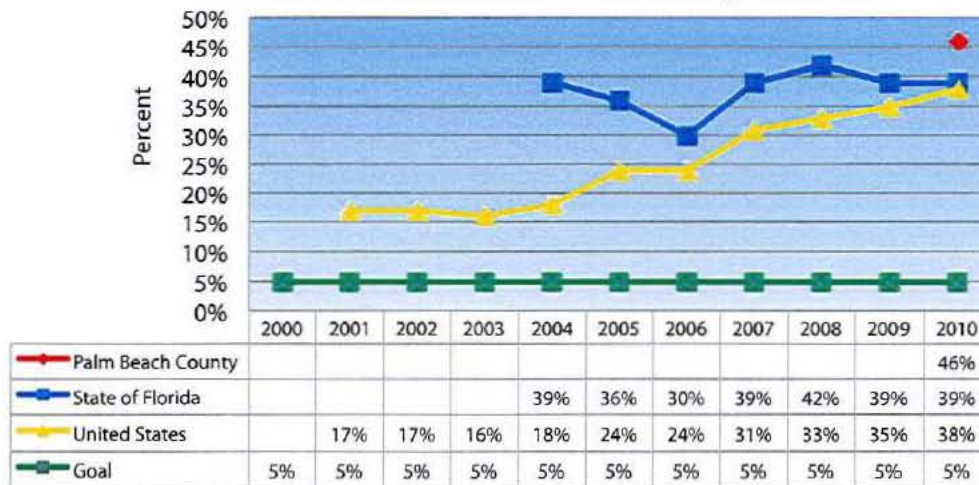
GOAL

Reduce the percentage of Palm Beach County residents with developmental disabilities identified as being at risk of institutionalization currently waiting for services to less than 5%



Table #25

Individuals with Developmental Disabilities At Risk of Institutionalization Waiting for Services



Current Status

There is no “cure” for developmental disabilities. Individuals with developmental disabilities need services throughout their lives to support maximum independence, productivity and participation in the community. Home and community based services are more effective and three times more cost efficient than institutional settings in providing the essential supports for persons with developmental disabilities. (Table #28).

Without these supports, people with developmental disabilities are among the most vulnerable citizens in terms of risk for hunger, homelessness and unemployment. Thirty two percent (32%) live at or below the poverty level in Palm Beach County. Their unemployment rate in Florida is 75% as compared to 12% for individuals without disabilities. They are also 60% at greater risk for abuse and neglect and 150% more likely to be victims of crime.

By national prevalence, approximately two percent (2%) of Palm Beach County’s 1,279,950 residents live with a developmental disability. Extrapolating, this means that approximately 25,600 residents fall into this service category. Those who have the greatest need for support are at greatest risk of institutionalization and are the residents who qualify for MedWaiver services. The 45% of those who qualify for MedWaiver services in Palm Beach County are on a waiting list. In the last two years, that wait list has extended from an average of 8-10 years to an indefinite period of time. (Table #25)



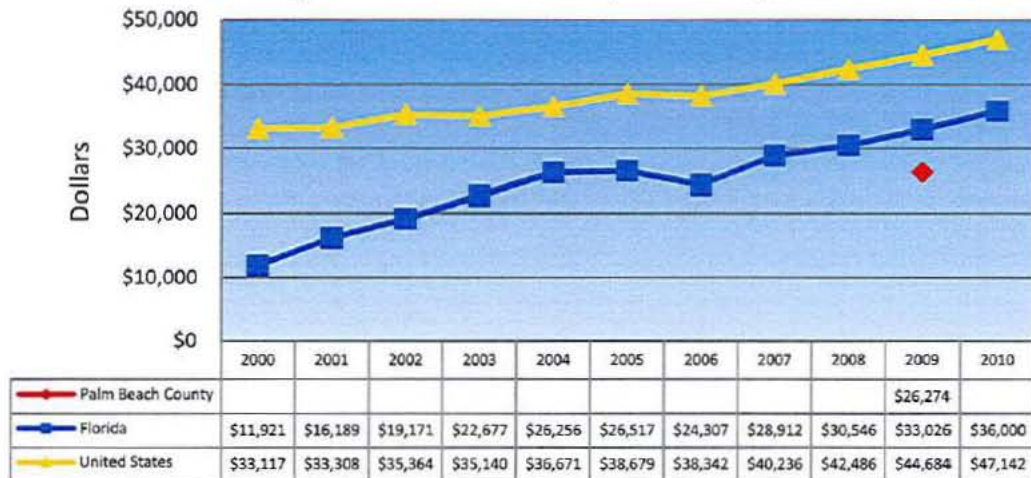
Special Needs/Developmental Disabilities

General Information

- Home and community-based service is the preferred alternative to long-term institutional care.
- It benefits the individual who becomes a contributing and productive member of their community.
- It benefits the state because home and community based service costs less than institutional care.
- Current funding provided by the Medicaid Waiver does not cover all service provision costs.
- Individuals on the Med-Waiver waiting list must be served while maintaining the level and quality of services to current recipients.

Table #26

Average Medicaid Waiver Expenditure per Person Per Year



Goals of Home and Community Based Services

- To sustain individuals in their home communities;
- To ensure that quality services are delivered in the most effective and cost efficient manner through a coordinated system; and
- To efficiently utilize services to prevent people with Developmental Disabilities from entering institutional and restrictive programs.

Why the MedWaiver Isn't Enough

Provision of current essential services depends upon a partnership among federal, state, county and other local funders. Positively impacting the target objective will depend upon similar partnerships.

MedWaiver services alone for people in Palm Beach County who have developmental disabilities have limited impact.

- Current Medicaid Waiver funding levels for persons receiving services do not cover the full costs of providing those services.
- Approximately 1,400 residents of Palm Beach County are receiving services through MedWaiver (summer, 2010 estimate).
- There is a large waiting list of persons who have been qualified to receive MedWaiver services, but for whom there simply is no available funding – more than 16,000 statewide, and 1,032 in Palm Beach County (summer, 2010 estimates).
- This waiting list is comprised of persons who have self-identified and taken the time to apply; there is a large segment of the population with developmental disabilities who either are unaware of the program or who have been discouraged from applying by the frustrating reality of an indefinite wait to receive services.

Special Needs/Developmental Disabilities

Considerations for Palm Beach County

Reducing the wait list by reappropriating funds (reducing allocations per recipient) is not a viable option. Lowering the funding level of services to those currently assisted would negatively impact effectiveness and quality, significantly increasing hunger, homelessness and unemployment in this most vulnerable population. Such a reduction in funding would burden an already tenuous community safety net for essential services and lead to institutionalization of persons previously able to be productive citizens. Palm Beach County is significantly below the rest of the State of Florida and the Nation in spending per person on MedWaiver Services. (Table #26)

Services for persons with developmental disabilities are an integral component of this community's infrastructure, creating a supportive environment for economic growth and development. Failure to adequately support this infrastructure element deters corporate migration into the county. Provider agencies receive frequent inquiries from companies or families considering moving to the county, asking about services available for personnel having a child with a disability. Palm

Beach County (and Florida as a whole) does not compare well to other parts of the country, standing 45th among the 50 states in per capita spending in support of persons with developmental disabilities (Table #27).

Developmental disabilities span the entire lifespan of an individual. County funding at this time is targeted to the most needy of the adult population over 22 years of age with developmental disabilities, those on the Medicaid Waiver. People with developmental disabilities tend to show the declines usually seen in old age in their middle years, so the level of services needed for this population usually increases over time. Again, reductions in funding exacerbate the extreme risk this population faces as they age.

Infants and children with developmental disabilities in Palm Beach County receive limited support through the Children's Services Council/United Way and the School District. Increasing numbers of youth with developmental disabilities are aging out of the school system without the availability of funds to support their transition to productive and independent adulthood.

Table #27

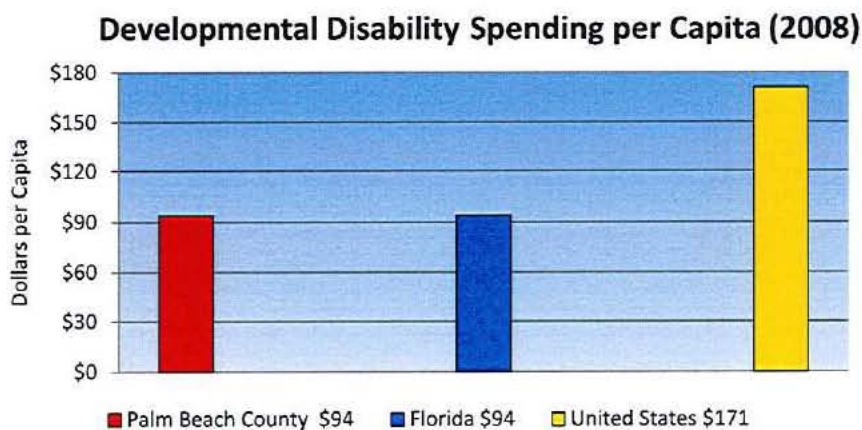
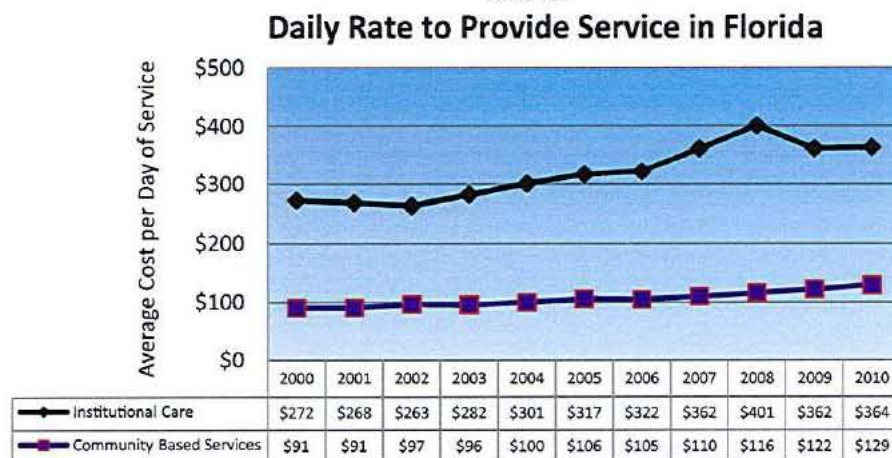


Table #28



Special Needs/Developmental Disabilities

Current and Future Planning Efforts

Estimates are that the incidence of developmental disability will at best remain constant, will likely increase steadily, and possibly grow exponentially if the rapid increase in autism seen in the last several years continues. The Palm Beach County Board of County Commissioners in partnership with provider agencies has incorporated into its own planning and has invested significant tax dollars into this vulnerable population. The increasing challenge is that available resources for these services have been undergoing a consistent reduction at state and federal levels since the mid 1990s. The local resources dedicated to these services are essential to the stability of the community at this time.

The Interagency Council on Developmental Disabilities (ICDD) in Palm Beach County has been meeting for the past 25 years to discuss mutual concerns and collaborative opportunities, to initiate planning efforts on behalf of the developmentally disabled population, and to share resources. This collaboration allows for consistency in approach and maximizes the impact of those limited resources in the county. Palm Beach County is unusual in the level of inter-agency cooperation seen in the developmental disabilities community relative to other regions in Florida.

In an environment of diminishing resources and increasing need, FAA provider agencies in collaboration with the Board of County Commissioners and others in the community seek:

- To sustain on an ongoing basis the level and quality of services for those currently enrolled in FAA funded programs;
- To reduce the percentage of Palm Beach County Residents with developmental disabilities identified as being at risk of institutionalization currently waiting for essential services to less than five percent (5%).

Major Disparities

Developmental disabilities do not discriminate. All races, economic sectors, ethnic groups are impacted. Males are disproportionately represented – developmental disabilities are twice as common in males as in females, with an even greater disparity in cases of autism. Autism now affects one in 70 males, one in 99 births.

Developmental disabilities do create disparities in terms of economic opportunity, affordable housing, risk of abuse or neglect and likelihood of hunger. There is no long-term, accurate census of the developmentally disabled population in Palm Beach County. There is no well-researched study focusing on the aging of persons with developmental disabilities, on the incidence of in-migration, on the changing face of disabilities (i.e., mental retardation vs. autism), although there is ample anecdotal evidence in all these areas. Palm Beach County is particularly impacted by the longevity of all its residence, including those with developmental disabilities, and this creates issues in terms of long-term care. Influx of non-English speaking populations also makes the provision of services more complex in terms of both language and culture.

Report Highlights

- 80% of families with children who have disabilities end in divorce.
- 90% of individuals with disabilities have been physically or sexually abused.
- 80% of individuals with developmental disabilities over 50 have only one living family member who is able to provide support.
- 75% of individuals with developmental disabilities want to work.
- The largest minority group in the United States is people with disabilities. (49 million)

Special Needs/Developmental Disabilities

Special Needs-requirements made necessary by challenges: the requirements, especially in education, that some people have because of physical and mental challenges.

Source: Encarta; Dictionary; <http://encarta.msn.com/encnet/features/dictionary/DictionaryResults.aspx?lextype=3&search=special%20needs>

Children with Special Health Care Needs (CSHCN)-those who have or are at increased risk for a chronic physical, developmental, behavioral, or emotional condition and who also require health and related services of a type or amount beyond that required by children generally.

Source: U.S. Department of Health and Human Services; Health Resources and Services Administration; Prevalence of CSHCN; <http://mchb.hrsa.gov/cshcn05/NF/1prevalence/intromhtm>

Essential Services-essential services are the primary core services which are provided that allow an individual to remain safe and successfully live in a community-based setting rather than a more restrictive institutional setting.

Source: State of Florida Division of Administrative Hearings Case Number 08-5906APD (Core Service)

<http://www.apd.myflorida.com/publications/legal/agency-final-orders/docs/08-5906-RO.pdf>

People with Special Health Care Needs-people typically characterized along three (3) distinct dimensions:

- **Service Need:** People who require health and related services of a type or amount beyond that required by people in general;
- **Functional Impact:** People who experience current impairment of functioning and/or quality of life (e.g., mobility, sensory, intellectual limitations; and

- **Presence and Duration of Condition:** People who report an ongoing physical, mental or developmental condition lasting or expected to last at least 3-12 months.

These conditions may or may not be currently active or have a formal diagnosis. To qualify as a special health care need, most definitions require that the condition have an ongoing functioning or service-use impact.

Source: USA.gov; Quality Interagency Coordination (QuiK); Task Force; Quality Information for People with Special Health Care Needs; Who Are People With Special Health Care Needs?; <http://www/quic/gov/consumer/conference/bethell1.htm>

Medicaid Waiver-under Section 1915(c) of the Social Security Act, Medicaid law authorizes the Secretary of the U.S. Department of Health and Human Services to waive certain Medicaid statutory requirements. Home and community-based waivers 1915(c) – referred to colloquially as MedWaiver -- are tools used to provide long-term care to individuals with developmental disabilities as an alternative to institutional care. MedWaiver services include such supports as adult day training, transportation, supported employment coaching, supported independent living, and group homes, as well as behavioral, occupational, physical and speech/language therapies

Developmental Disabilities-severe, life-long disabilities attributable to mental and/or physical impairments which manifest themselves before the age of 22 years and are likely to continue indefinitely. They result in substantial limitations in three or more of the following areas: Self care; comprehension and language; skills (receptive and expressive language); learning; mobility; self-direction; capacity for independent living; economic self-sufficiency; ability to function independently without coordinated services (continuous need for individually planned and coordinated services).

For Further Information



Electronic copies of this document can be accessed at:

<http://www.pbcgov.com/communityservices/pdf/Health-Human-Services-Report.pdf>

Palm Beach County Comprehensive Plan – Health and Human Services Element

http://www.pbcgov.com/pzb/planning/comprehensiveplan/health_05_2.pdf

Resolution No. R-2001-0913

http://www.pbcgov.com/communityservices/pdf/RESOLUTION_NO_R2001-0913.pdf

Community Characteristic Information

Additional information about Palm Beach County will be posted on the following website: <http://pbcgov.com/communityservices/citizenadvisory.htm>. This information will include Palm Beach County characteristics pertaining to topics such as: demographics, economic features, poverty, housing and income.

For further information contact

Palm Beach County
Department of Community Services
David Rafaidus, Project Manager
810 Datura Street
West Palm Beach, Florida 33401
(561) 355-4705 (office)
drafaidu@pbcgov.org (email)





Community Needs Assessment on Special Needs and Disabilities



Special Needs



Advisory Coalition

PALM BEACH COUNTY

SUPPORT. NAVIGATE. ADVOCATE. CONNECT.

Town Hall on Special Needs and Disability





Collective Impact

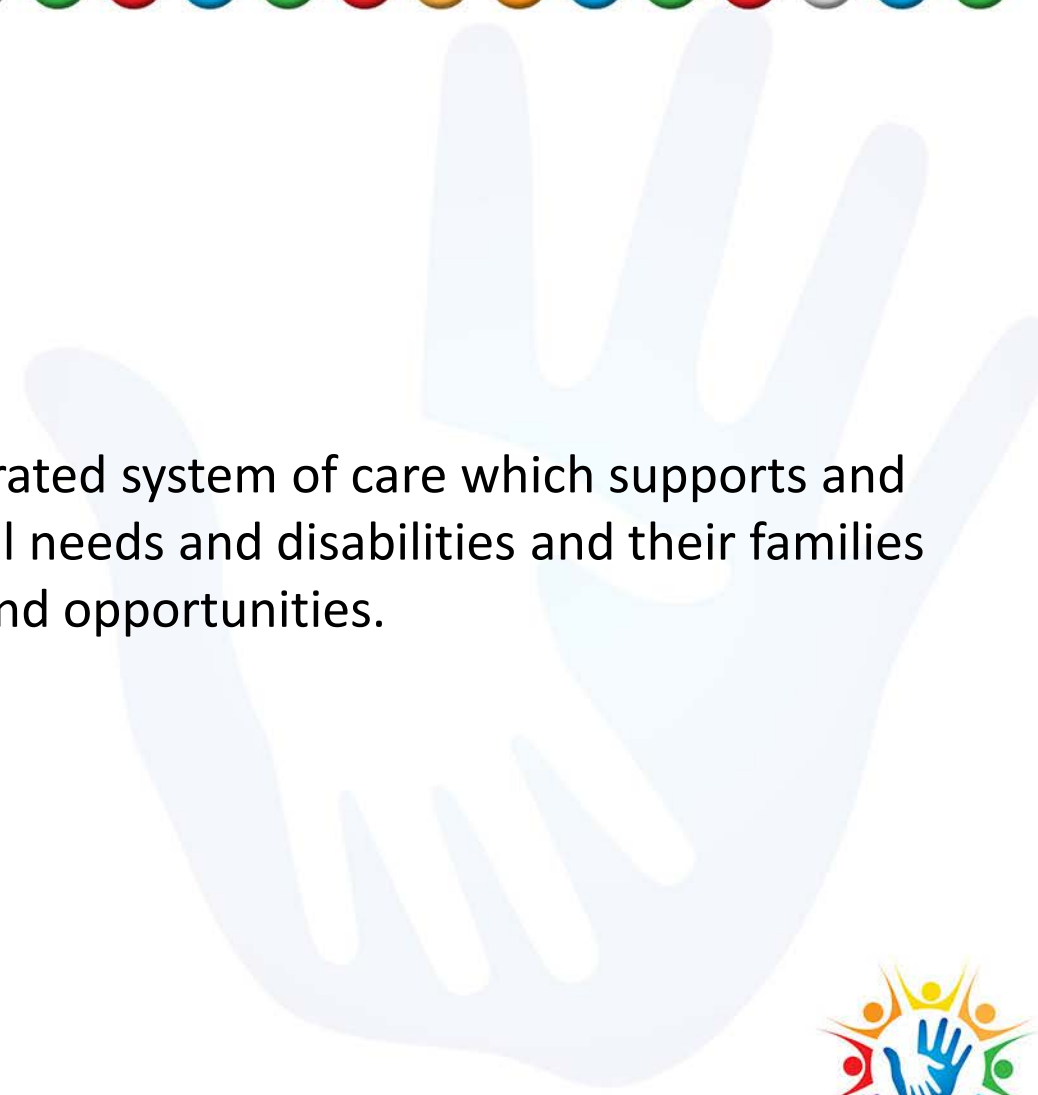
- A framework to tackle deeply entrenched and complex social problems. It is an innovative and structured approach to making collaboration work across government, business, philanthropy, non-profit organizations and citizens to achieve significant and lasting social change.
- 260 participants representing over 100 organizations





MISSION

Provide a comprehensive, integrated system of care which supports and connects individuals with special needs and disabilities and their families to community- based services and opportunities.



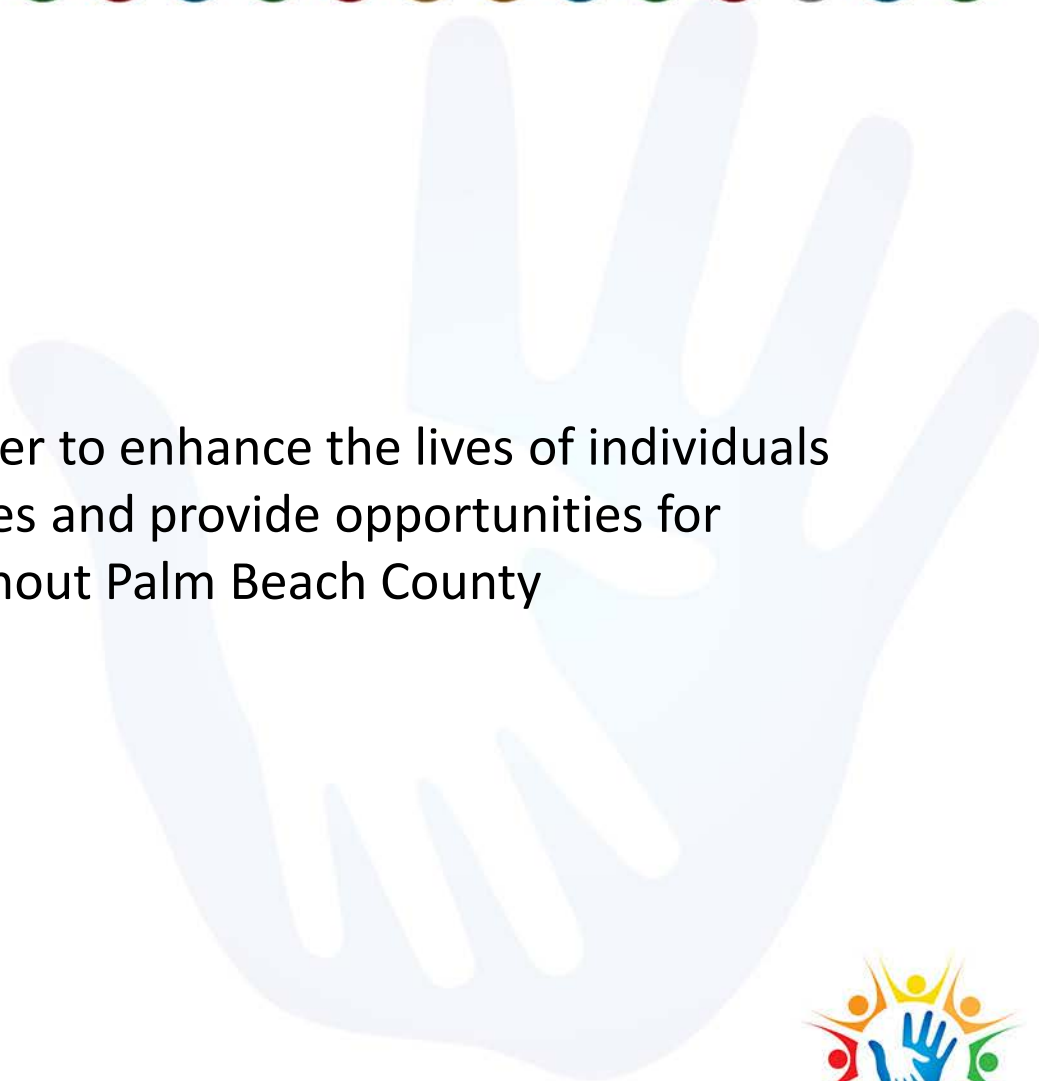
Palm Beach County

Special Needs Advisory Coalition



VISION

A community that comes together to enhance the lives of individuals with special needs and disabilities and provide opportunities for meaningful engagement throughout Palm Beach County



Palm Beach County

Special Needs Advisory Coalition



SNAC Objectives

- Create new connections
- Strengthen leadership and alliances
- Share resources
- Maximize effective use of community resources
- Identify strategies for improving quality of life
- Engage in collaborative action planning to solve problems





It all started with...

- Community Needs Assessment
 - Provide a comprehensive analysis of the current service delivery systems for individuals with disabilities in Palm Beach County
 - Develop a business plan that includes costs of identified additional services and strategies to create a seamless system of care



Palm Beach County

Special Needs Advisory Coalition



Contributing Sponsors



**The Taft
Foundation**



Palm Beach County



CAN Methods

Interviews

Focus Groups

Community Conversations

Surveys



Palm Beach County

Special Needs Advisory Coalition



Findings

- 12% of residents in Palm Beach County have one or more disability (over 167,725 residents)
- \$124,177,370 in funding for disability services/supports (equal to \$740 per capita)
- Issues impact:
 - Across the Lifespan
 - Across Disability Groupings





Identified Unmet Needs/Barriers



Information & Referral



Assessment & Early Diagnosis



Service Shortages



Funding Streams



Transition Practices



Employment



Transportation Availability



Advocacy & Futures Planning





Findings: Information & Referral

- No Single Agency
- I & R is Driven By Age
- Who's Who Becomes a Parlor Game
- Some Information is Specialized & Unreliable
- Pre-adulthood Panic
- Word of Mouth Referral



Palm Beach County

Special Needs Advisory Coalition



Findings: Assessment & Early Diagnosis

- Streamlined Child Find is Working
- Early Diagnosis is Weak for Certain Disability Groups
- Comprehensive Assessments for Low Incidence Disabilities
- Post-school Evaluations are Scarce & Expensive





Findings: Service Shortages

- Great Many Unmet Needs
- Individual Islands of Excellence *
- Broad Gaps in Housing, Respite and Job Coaches
- Geographic Gaps; Specialized Services Gaps
- The Ever-Present Waiting List (over 20,000 people)
 - Paperwork
 - Inconsistent policies regarding pay for services





Findings: Funding Streams

- Funding is Unstable & Unpredictable
 - PBC Self Assessment, 2010
- Uneven Access Across Disabilities
- Waiting Lists: 10+ Years Long
- Complexity of Funding Criteria
- Insurance is Inconsistent
- Behavioral & Mental Health Needs
- Priorities Shift with Elections
- Funds Seeking Funds: Grants Games

Florida is 45th among the 50 states in per capita spending in support of persons with developmental disabilities.



Palm Beach County

Special Needs Advisory Coalition



Findings: Transition Practices

- Early Intervention Transition is a Strength in PBC *
- Transition to Kindergarten & Elementary: Not as Smooth *
- Middle & Secondary Losing Ground for Post-school Transition
- Loss of Opportunities for Post-school Preparation *
- College Supports for Degree Oriented Individuals
- Few Options for Others





Findings: Employment

- More Islands of Excellence
- Job Coaches Well Received
- Dire Need for Competitive and Supported Employment Options
- Limited Work Options (custodial, food service)
- No Central Effort to Support Job Coach Development or employer support*



31% unemployed

47% work less than 10 hours per week



Palm Beach County

Special Needs Advisory Coalition



Findings: Transportation Availability

- Erratic Patterns of Transportation Use
 - Public
 - Palm Tran Connections
 - Ride Sharing
- High Need; High Use
- Single Trip Relies on Multiple Uses





FINDINGS: Advocacy & Futures Planning

- Lowest Ratio of Needs to Needs Met (29%)
- Guardianship (Need a Variety of Supports)
- Financial Planning (Immediate and Long Term)
- Availability of Financial Planners & “Special Needs” Legal Services
- Few Advocates for Mental & Behavioral Health Challenges
- Minimal Supports for Elder Disability
- Need for Support for Non-English Speakers
- Self Advocacy Role in a System of Care



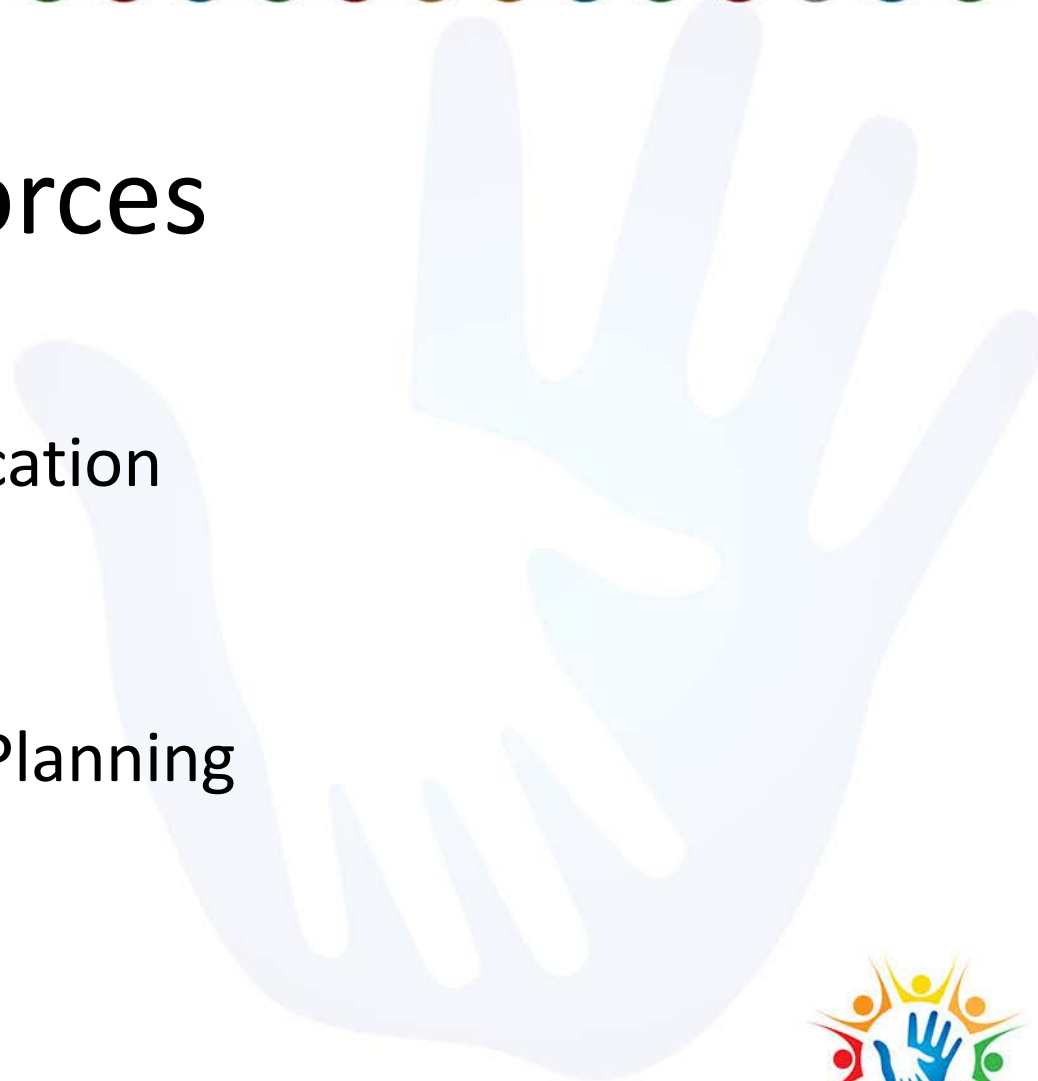
Palm Beach County

Special Needs Advisory Coalition



Priority Taskforces

- Respite
- Transitions and Education
- Housing
- Employment
- Advocacy & Future Planning
- Family Navigating
 - Virtual Hub





Priority SNAC Outcomes

- Maximize access to information and referral
- Expand availability of quality respite providers
- Increase housing options
- Improve transition practices
- Increase employment opportunities for individuals with special needs and disabilities



Palm Beach County

Special Needs Advisory Coalition



Sharon Alexander, M.H.Sc., ITDS
Executive Director/Director of Programs



sharon@eunicorn.org

561-620-9377



Palm Beach County

Special Needs Advisory Coalition

Survey Overview

<https://www.surveymonkey.com/r/FAASN>



Discussion



Conclusions

APPENDIX B

Survey Instrument

DRAFT

Financially Assisted Agencies (FAA) Special Needs Community Survey

Palm Beach County is currently gathering information relative to the needs of the special needs community in order to inform our Financially Assisted Agencies (FAA) FY18 Request for Proposal (RFP) process. The findings of this survey will be used to help guide the identification of priorities for the next three (3) year funding cycle (October 2018-September 2021).

Your input and feedback are important and greatly valued. Please take a few moments to think about the service delivery system for special needs in Palm Beach County and our needs, gaps, and barriers.

Thank you for your participation.

1. How do you identify yourself? Select all that apply.

- Person Served/Client/Consumer/Person with Lived Experience
- Family Member
- Service Funder
- Community Leader
- Direct Service Provider (case manager, therapist, counselor, peer specialist, etc.)
- Administrative Provider (supervisor, manager, director, executive, etc.)
- Other (please specify)

2. NEEDS: In thinking about special needs services, which are most critical for the population of Palm Beach County?

Need is defined as services that people NEED AND USE.

Select up to three (3) for each age group by selecting 'Top 3' in the drop down box.

Birth to 22 years

22+ years

Case management or
case
coordination/advocacy
services

Birth to 22 years

22+ years

Future planning-a plan to ensure the economic security and on-going well-being of family member with special needs. Include: guardianship, benefit assessment, special needs trust, powers of attorney, etc.

Housing services including group homes and supported living

Job skills training

Legal services

Medical services (speech therapy, ABA, occupational therapy, and nutrition services)

Paid employment

Respite care-planned or emergency care provided to a child or adult with special needs in order to provide temporary relief to family caregivers who care for that child or adult

Social and recreational opportunities

Transitional services-prepares students with disabilities to move from school to post-school life- instruction, related services, community experiences, employment and other post-school adult living objectives, evaluation

Other (please specify)

3. GAPS: In thinking about the current special needs resources and services provided in Palm Beach County, which resources and services are lacking?

Gaps are defined as services people NEED BUT CAN'T GET.

Select up to three (3) for each age group by selecting 'Top 3' in the drop down box.

	Birth to 22 years	22+ years
Case management or case coordination/advocacy services	<input type="text"/>	<input type="text"/>
Future planning-planned or emergency care provided to a child or adult with special needs in order to provide temporary relief to family caregivers who care for that child or adult	<input type="text"/>	<input type="text"/>
Housing services including group homes and supported living	<input type="text"/>	<input type="text"/>
Job skills training	<input type="text"/>	<input type="text"/>
Legal services	<input type="text"/>	<input type="text"/>
Medical services (speech therapy, ABA, occupational therapy, and nutrition services)	<input type="text"/>	<input type="text"/>
Paid employment	<input type="text"/>	<input type="text"/>
Respite care-planned or emergency care provided to a child or adult with special needs in order to provide temporary relief to family caregivers who care for that child or adult	<input type="text"/>	<input type="text"/>
Social and recreational opportunities	<input type="text"/>	<input type="text"/>
Transitional services- prepares students with disabilities to move from school to post-school life- instruction, related services, community experiences, employment and other post-school adult living objectives, evaluation	<input type="text"/>	<input type="text"/>
Other (please specify)		

4. BARRIERS: Please identify the **top three (3)** barriers or challenges related to individuals being able to access special needs services.

- Lack of available services and resources
- Cost of services/treatment
- Fear or embarrassment (stigma)
- Long wait lists for services/treatment
- Cultural/family beliefs
- Insurance (lack of insurance, cost of insurance, inadequate insurance)
- Transportation (lack of transportation, inadequate transportation, inconvenient transportation)
- Location of services (not geographically convenient)
- Service hours (not convenient)
- Language barriers
- Lack of culturally and linguistically appropriate and sensitive services
- Lack of integrated services across providers
- Providers not adequately trained to provide services
- Turnover rates of provider staff
- Lack of adequate childcare to attend treatment or service appointments
- Lack of public awareness of services
- Other (please specify)

5. If you receive services or are in need of services, in what zip code do you live?

6. Comments

APPENDIX C

Public Forum Participants

DRAFT

PUBLIC FORUM PARTICIPANTS

<i>Participant Name</i>	<i>Agency / Association</i>
Ancy Louis	Palm Beach County Community Services Department
Stessy Cocerez	Palm Beach County Community Services Department
David Rafaidus	Palm Beach County Community Services Department
Vivian Blackmon-Taylor	Palm Beach County Community Services Department
James Green	Palm Beach County Community Services Department
Taruna Malhotra	Palm Beach County Community Services Department
Amalia Hernandez	Palm Beach County Community Services Department
Thomas Eaton	Palm Beach County Community Services Department
Andrea Stephenson	Health Council of South East Florida
Taryn McEachrane	Health Council of South East Florida
Celine Ginsburg	Health Council of South East Florida
Randee Gabriel	211 Palm Beach / Treasure Coast
Rosa Bruno	Aging & Disability Resource Center / Area Agency on Aging
Meredith Katzenberg	Alpert Jewish Family & Children's Service
David Tkac	Arc of Palm Beach County
Kristie Giles	Arc of Palm Beach County
Lena Kimball	Arc of Palm Beach County
Holly Stewart	Arc of Palm Beach County
Debbie Lee	Arc of the Glades
Jaime Manners	Believers Academy
Mark Manners	Believers Academy
Maryellen Jones	Boca Raton Habilitation Center
Robert DiRocco	Boca Raton Habilitation Center
Kristal Kenison	ChildNet
Jackquil Bell	Children's Medical Services - FL Dept. of Health
Patricia Forbes	Children's Medical Services - FL Dept. of Health
Jennifer Munoz	Children's Services Council
Randy Palo	Children's Services Council
Owen O'Neill	Clinics Can Help
Maite Reyes Coles	Coalition for Independent Living Options
Belkis Coupet	Developmental Intervention Specialists, Inc.
Andre Noisin	Developmental Intervention Specialists, Inc.
Debby Walters	Diabetes Coalition of Palm Beach County
Stephanie Wallace	Easter Seals
Thea Chimenti	Easter Seals
Mary Lou Duffy	Florida Atlantic University Academy for Community Inclusion
Helen Romanac	Florida Atlantic University Community Health Center
Sarah McGillivray	Florida Atlantic University Community Health Center
Jean Markevich	Florida Outreach Center for the Blind
Marvis Pacius	Florida Outreach Center for the Blind
Carolyn Lapp	Florida Outreach Center for the Blind

PUBLIC FORUM PARTICIPANTS (Cont.)

<i>Participant Name</i>	<i>Agency / Association</i>
Bill Lapp	Florida Outreach Center for the Blind
Kristal Taylor	Genesis Community Health
Donna Donato	Gratitude House
Beth Wagmeister	Gulfstream Goodwill Industries
Jessica Kelson	Legal Aid Society of Palm Beach County
Robert Bertisch	Legal Aid Society of Palm Beach County
Kevin McCormick	Palm Beach County School District
Vicki Silver	Palm Beach County Special Needs Advisory Committee
David Lin	Palm Beach Habilitation Center
Juhi Singh	Palm Beach Sheriff's Office
Selena LaMotte	Palm Beach Sheriff's Office
Kathy Anderson	Public Member - Parent Advocate (Morgan Stanley)
Victoria Petruzzo	Rales Jewish Family Services
Tzipa Rusen	Rales Jewish Family Services
Linda Moore	Seagull Industries
Karyn Green	South County Mental Health Center
Joy Stincic	The Access Point Project (TAPP)
Maxine Sutherland	The Access Point Project (TAPP)
Sharon Alexander	Unicorn Children's Foundation
Pat Murphy	United Cerebral Palsy
Pamela Heyer	United Way of Palm Beach County