

# Community-Based Agencies

ANNUAL REPORT

FY 2023







**Palm Beach County  
Board of County Commissioners**

Maria Sachs, Mayor  
Maria G. Marino, Vice Mayor  
Gregg K. Weiss  
Michael A. Barnett  
Marci Woodward  
Sara Baxter  
Mack Bernard

**County Administrator**  
Verdenia C. Baker

**Assistant County Administrator**  
Tammy K. Fields

**Youth Services Department Director**  
Elisa Cramer





# Table of Contents

- 3 Letter from Division Director
- 4 Letter from Director
- 5 Financial Analysis



## 8 Economic Access

Florence Fuller Child Development Centers, Inc.\*  
Pace Center for Girls, Inc.\*  
Vita Nova, Inc.



## 12 Educational Supports

College for Kids, Inc.  
Digital Vibez, Inc.  
Girl Scouts of Southeast Florida, Inc.  
Scholar Career Coaching, Inc.  
The Arc of Palm Beach County, Inc.



## 19 Ensuring Safety & Justice

Aid to Victims of Domestic Abuse, Inc. (AVDA)  
Children of Inmates, Incorporated (*Boyz to Men/ Girlz to Women*)\*  
Children's Case Management Organization, Inc. (Families First of Palm Beach County)  
Choice to Change, Inc.  
Communities In Schools of Palm Beach County, Inc.  
Community Child Care Center of Delray Beach, Inc. (Achievement Centers for Children and Families) (*Menteens of the Future*)\*  
Gulfstream Goodwill Industries, Inc.  
United Way of Palm Beach County, Inc.

## 28 Youth Empowerment Centers

City of Riviera Beach  
For the Children Inc.  
Student ACES, Inc.



## 31 Health & Wellness

Center for Child Counseling, Inc.  
Compass, Inc. (*LGBTQ Mental Wellness Program*)\*  
Connections Education Center of the Palm Beaches, Inc.  
For the Children Inc. (*Healthy Families Healthy Kids*)\*  
Pace Center for Girls, Inc. (*Family Strengthening Program*)\*



## 38 Parenting & Role Models

Children of Inmates, Incorporated (*Babies 'N Brains Parenting*)\*  
Exchange Club/Dick Webber Center for the Prevention of Child Abuse for the Gold Coast, Inc. (The Children's Healing Institute)  
Grandma's Place, Inc.  
Planned Parenthood of Southeast Florida and the Treasure Coast, Inc.  
The Literacy Coalition of Palm Beach County, Inc.  
The Children's Home Society of Florida (*Adoption Assistance Program*)\*  
The Children's Home Society of Florida (*Family Visitation Center*)\*



## 47 Social & Emotional Learning

American Association of Caregiving Youth, Inc.  
Boys and Girls Clubs of Palm Beach County, Inc.  
City of Greenacres  
Community Child Care Center of Delray Beach, Inc. (*ACCF's OST Program*)\*  
Compass, Inc.\*  
Florence Fuller Child Development Centers (*Strong Kids Today for a Better Tomorrow*)\*  
Housing Partnership, Inc. (Community Partners of South Florida)  
Milagro Foundation, Inc.  
Prime Time Palm Beach County, Inc.  
The Path to College Foundation, Inc.  
The Urban League of Palm Beach County, Inc.

## 61 Community-Based Agencies Location Map

\* Agency receives funding for more than one program.





## Letter from the Division Director

The Outreach and Community Programming (OCP) Division of the Youth Services Department coordinates, plans and monitors programs, services and initiatives throughout Palm Beach County.

OCP collaborates and partners with a plethora of Community Based Agencies (CBA) that receive funding from the Palm Beach County Board of County Commissioners through its Youth Services Department. We allocate funding and support to CBAs that provide direct services for youth and families throughout the county. We ensure that the funding supports evidence-based programs and/or promising practices that fill service gaps and yield positively impactful outcomes.

The Outreach and Community Programming Division monitors funded organizations for strict program compliance and service integrity.

In my role as Director of Outreach and Community Programming, I have the responsibility and privilege of leading and supporting staff along with partner organizations that strive diligently to grow brighter futures by providing quality service, education, and access to resources and opportunities.

We keep the Youth Services Department's vision at the forefront of all we do collectively with CBAs: "Empowering youth and families to realize their full potential and be the driving force of a thriving community."

It is through the work of our Community Based Agencies that we are able to address community stressors, provide access to health related services and resources, ensure economic access and educational supports are on the forefront for our partnering agencies' agenda, and use a social emotional approach to provide support to parents.

I am committed to providing inclusive, collaborative and innovative services for our youth and families.

I am extremely proud of the OCP team who work tirelessly providing ongoing support and best practices to ensure data-driven and strategic services.

Thank you to the Palm Beach County Board of County Commissioners, County Administrator Verdenia Baker and to our Assistant County Administrator, Tammy Fields, for your support of our mission. Thank you to all our community partners who provide direct services for youth and families. Lastly, and most importantly, thank you to the OCP team for your passion, dedication and diligent work efforts!

*Ike Powell III, Director  
Palm Beach County Youth Services  
Outreach and Community Programming Division*



# Letter from the Director



The Palm Beach County Youth Services Department is pleased to present this Community-Based Agencies Annual Report for FY2022-23. This report showcases the local non-profits and public entities that received more than \$5 million in funding from the Palm Beach County Board of County Commissioners to focus on the following strategic priorities identified in the Youth Master Plan ("Strengthening the Steps to Success"):

- Economic Access;
- Educational Supports;
- Ensuring Safety & Justice;
- Health & Wellness;
- Parenting & Role Models; and
- Social & Emotional Learning Supports.

The Community-Based Agencies (CBAs) featured in this report served nearly 13,000 youth, adults, parents, mentors and organizations in Palm Beach County from October 1, 2022–September 30, 2023.

The Youth Services Department is proud to support and partner with the CBAs, and we extend great appreciation for the frontline services the CBAs provide throughout Palm Beach County. Whether hands-on with youth, parents, caregivers, and mentors, or hands-on with program staff members who are serving families, the CBAs are invaluable partners who help execute the Youth Services Department's mission of "Growing brighter futures by providing quality service, education, and access to resources and opportunities."

Thank you to the staff members of the Youth Services' Outreach and Community Programming Division; the Finance, Contracting and Administrative Services Division; and the county's Information Systems Services Department for all you do to support and collaborate with our CBAs toward the best outcomes for residents.

Thank you to the Board of County Commissioners and County Administration for investing in the youth and families of our communities and helping them achieve their goals, enriched by the support of the Community-Based Agencies.

*Elisa Cramer, Director*  
*Palm Beach County Youth Services Department*



# Financial Analysis

Agency Name	Program	Budget	Expenditure
<b>Economic Access</b>			
Florence Fuller Child Development Centers, Inc.	Teen Leadership Initiative	\$ 61,000.00	\$ 61,000.00
Pace Center for Girls, Inc.	Healthy Youth Transitions	\$ 110,000.00	\$ 102,624.38
Vita Nova, Inc.	Pathways to Employment	\$ 153,000.00	\$ 153,000.00
<b>Subtotal</b>		<b>\$ 324,000.00</b>	<b>\$ 316,624.38</b>
<b>Educational Supports</b>			
College for Kids, Inc.	Take Stock in Children PBC	\$ 93,000.00	\$ 92,999.60
Digital Vibe, Inc.	Lifetime of Consequences	\$ 113,000.00	\$ 112,999.68
Girl Scouts of Southeast Florida, Inc.	Girl Scout Leadership Experience	\$ 112,000.00	\$ 111,995.00
Scholar Career Coaching, Inc.	Mentoring - College & Career Readiness	\$ 27,000.00	\$ 27,000.00
The Arc of Palm Beach County, Inc.	Stand Up & Youth Employment Programming	\$ 82,000.00	\$ 82,000.00
<b>Subtotal</b>		<b>\$ 427,000.00</b>	<b>\$ 426,994.28</b>
<b>Ensuring Safety &amp; Justice</b>			
Aid to Victims of Domestic Abuse, Inc. (AVDA)	Commit to Change	\$ 200,000.00	\$ 200,000.00
Children of Inmates, Incorporated	Boyz to Men & Girlz to Women	\$ 74,508.00	\$ 74,508.00
Children's Case Management Organization (Families First of Palm Beach County )	Youth Empowered and Secure	\$ 129,000.00	\$ 128,999.88
Choice To Change, Inc.	Believe and Achieve	\$ 80,000.00	\$ 79,999.98
Communities in Schools of Palm Beach County Inc.	Charting For Success	\$ 70,000.00	\$ 70,000.00
Community Child Care Center of Delray Beach, Inc. (Achievement Center for Children & Families)	MenTeens of the Future	\$ 112,000.00	\$ 111,993.60
Gulfstream Goodwill Industries, Inc.	Supervised Release	\$ 100,000.00	\$ 88,688.93
United Way of Palm Beach County, Inc.	Enhanced Mentoring Engagement (Level Up)	\$ 670,000.00	\$ 621,737.46
*City of Riviera Beach	Riviera Beach Youth Empowerment Center	\$ 180,000.00	\$ 163,777.70
*For the Children, Inc.	Lake Worth Youth Empowerment Center	\$ 185,000.00	\$ 184,999.84
*Student ACES, Inc.	Belle Glade Youth Empowerment Center	\$ 180,000.00	\$ 179,998.65
<b>Subtotal</b>		<b>\$ 1,980,508.00</b>	<b>\$ 1,904,704.04</b>

\* Youth Empowerment Center (YEC)



# Financial Analysis

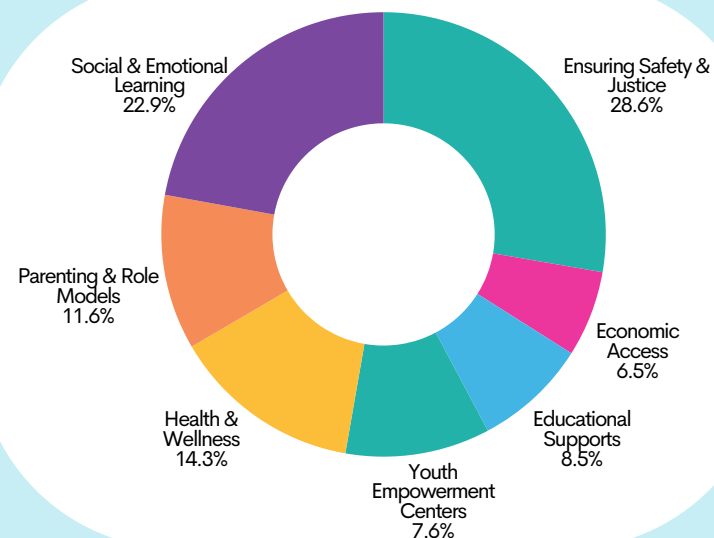
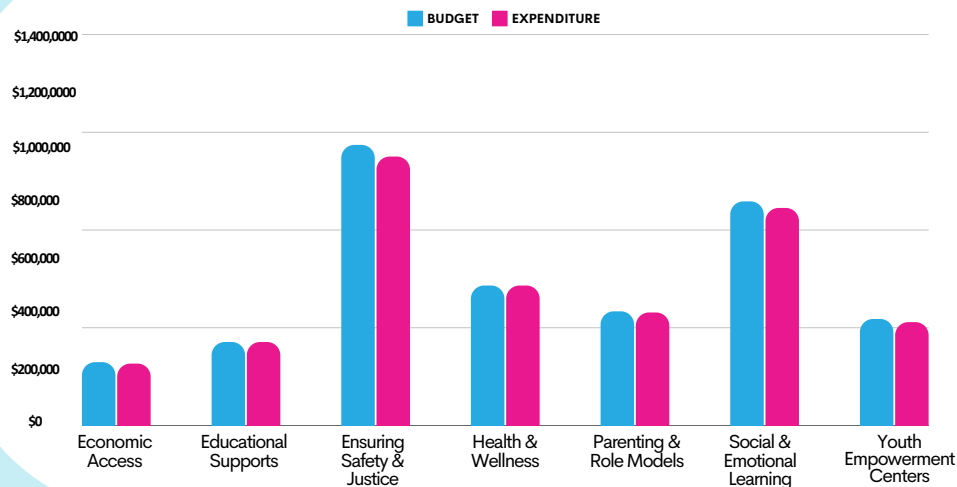
Agency Name	Program	Budget	Expenditure
<b>Health &amp; Wellness Supports</b>			
Center for Child Counseling, Inc.	Education and Prevention Services	\$ 200,000.00	\$ 199,856.96
Compass, Inc.	LGBTQ Mental Health Program	\$ 158,000.00	\$ 157,999.90
Connections Education Center of the Palm Beaches, Inc.	Connections Health and Wellness Program	\$ 120,000.00	\$ 120,000.00
For The Children, Inc.	Healthy Families Healthy Kids	\$ 140,000.00	\$ 139,999.72
Pace Center for Girls, Inc.	Family Strengthening	\$ 98,000.00	\$ 97,999.21
<b>Subtotal</b>		<b>\$ 716,000.00</b>	<b>\$ 715,855.79</b>
<b>Parenting &amp; Role Models</b>			
Children of Inmates, Incorporated	Babies 'n Brains Parenting Supports	\$ 57,000.00	\$ 56,750.00
Exchange Club/Dick Webber Center for the Prevention of Child Abuse for the Gold Coast, Inc. (The Children's Healing Institute)	Parent Aide	\$ 75,000.00	\$ 75,000.00
Grandma's Place, Inc.	Parent Support Program	\$ 146,000.00	\$ 146,000.00
Planned Parenthood of South Florida and the Treasure Coast, Inc.	Time for your Teen	\$ 49,000.00	\$ 43,400.00
The Literacy Coalition of Palm Beach County, Inc.	Glades Family Education	\$ 52,000.00	\$ 51,999.98
The Children's Home Society of Florida	Visitation Center	\$ 130,000.00	\$ 130,000.00
The Children's Home Society of Florida	Adoption Assistance Program	\$ 75,000.00	\$ 74,999.93
<b>Subtotal</b>		<b>\$ 584,000.00</b>	<b>\$ 578,149.91</b>



# Financial Analysis

Agency Name	Program	Budget	Expenditure
<b>Social &amp; Emotional Learning Supports</b>			
American Association of Caregiving Youth, Inc.	Caregiving Youth Project Expansion	\$ 70,000.00	\$ 70,000.00
Boys and Girls Clubs of Palm Beach County, Inc.	Building Youth Resilience	\$ 139,000.00	\$ 138,999.47
Community Child Care Center of Delray Beach, Inc. (Achievement Center for Children & Families)	ACCF's OST Programs	\$ 140,000.00	\$ 139,997.11
City of Greenacres	Teen OST Programs	\$ 77,000.00	\$ 77,000.00
Compass, Inc.	Compass LGBTQ Youth and Family Services	\$ 100,000.00	\$ 100,000.00
Florence Fuller Child Development Centers, Inc.	Strong Kids Today for a Better Tomorrow - Fuller Center Staff Services	\$ 94,000.00	\$ 82,755.96
Housing Partnership, Inc. (Community Partners of South Florida)	Mentoring at Lake Worth Middle & Pahokee Elementary	\$ 100,000.00	\$ 98,453.69
Milagro Foundation, Inc.	Touch B.A.S.E. (Behavioral and Social Emotional) Program	\$ 68,000.00	\$ 68,000.00
Prime Time Palm Beach County, Inc.	Middle/High School Out-of-School Programs	\$ 272,534.00	\$ 272,534.00
The Path to College Foundation, Inc.	Path to College Fellowship	\$ 26,000.00	\$ 25,999.80
The Urban League of Palm Beach County, Inc.	Project Ready NULITES	\$ 60,000.00	\$ 39,250.00
<b>Subtotal</b>		<b>\$ 1,146,534.00</b>	<b>\$ 1,112,990.03</b>
<b>GRAND TOTAL</b>		<b>\$ 5,178,042.00</b>	<b>\$ 5,055,318.43</b>

## Budget Allocation





# Economic Access

*To mitigate the impact of poverty by  
increasing affordability of basic  
services and job training options*





## Outcomes

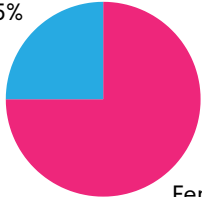
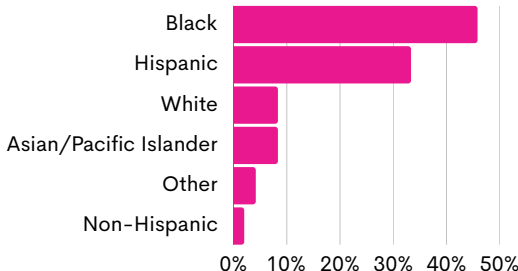


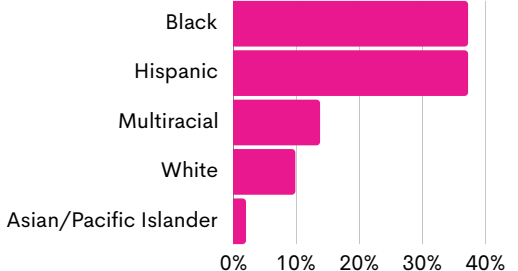
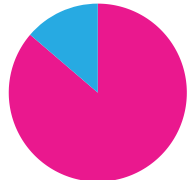
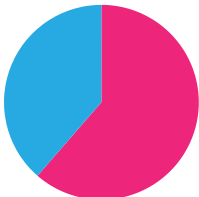
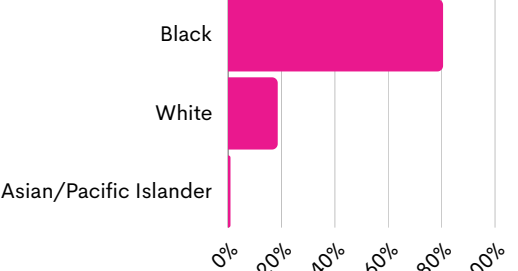

Agency	Projected # Served	Actual # Served	Youth became job ready through career training to include: interview skills, budgeting as evidenced by pre and post tests	Youth acquired contextual learning related to post-secondary education and/or trade school as evidenced by pre and post tests	Career and job coached youth gained self-confidence for career visioning and planning as evidenced by pre and post tests	Youth accessed service, training through direct transportation or a voucher system as evidenced by internal tracking records	Youth gained employability skills and were workforce ready as evidenced by pre and post tests	Youth met post-secondary academic standards as evidenced by Letter of Acceptance from colleges, universities, vocational-technical schools/programs	Youth gained employment as evidenced by job placements
<b>Florence Fuller Child Development Centers</b> (The Promise Program: Teen Leadership Initiative)	Youth 16	Youth 24	Target: 81% <b>100%</b>	Target: 81% <b>100%</b>	Target: 81% <b>100%</b>	Target: 100% <b>100%</b>	n/a	n/a	n/a
<b>Pace Center for Girls</b> (Healthy Youth Transitions)	Youth 40	Youth 51	Target: 80% <b>58%</b>	n/a	Target: 80% <b>58%</b>	n/a	Target: 80% <b>58%</b>	n/a	Target: 72% <b>100%</b>
<b>Vita Nova</b> (Pathways to Employment)	Youth 80	Youth 226	n/a	Target: 80% <b>100%</b>	n/a	n/a	Target: 80% <b>100%</b>	Target: 80% <b>80%</b>	Target: 80% <b>100%</b>

### Key

- Met the outcome standard
- Above the outcome standard
- Below the outcome standard



## Demographics

Agency	Gender	Race	Age
<b>Florence Fuller Child Development Centers</b> <i>(The Promise Program: Teen Leadership Initiative)</i>	Male 25%  Female 75%	 Black Hispanic White Asian/Pacific Islander Other Non-Hispanic	 (14-18) 100%
<b>Pace Center for Girls</b> <i>(Healthy Youth Transitions)</i>	 Female 100%	 Black Hispanic Multiracial White Asian/Pacific Islander	(19-22) 13.7%  (14-18) 86.3%
<b>Vita Nova</b> <i>(Pathways to Employment)</i>	Male 38.6%  Female 61.4%	 Black White Asian/Pacific Islander	(14-18) 11.5%  (19-22) 88.5%





## Spotlight



**Florence Fuller Child Development Center**  
Jayline working with a small group of 4-year-old students



**Pace Center for Girls**  
Attending the Girls Coordinating Council Symposium



**Florence Fuller Child Development Center**  
Former teen leader, Alaisha, stopped by to say thank you for our support



**Pace Center for Girls**  
Life coach providing life skills to youth



**Vita Nova**  
Girls Voice Task Force self-care workshop



**Vita Nova**  
Recipes for Success class



# Educational Supports

To promote educational equity for all students from pre-K through post-secondary education







## Outcomes

Agency	Projected # Served	Actual # Served	Parents achieved proficiency in navigation of the school system and were more engaged in supporting their children's academic success as evidenced by pre- and post- assessments	Youth attained college readiness as evidenced by pre- and post- assessments	Youth received coaching and achieved acceptance to post-secondary institutions as evidenced by letters of acceptance	Youth received extracurricular support, and advanced to the next grade level or achieved on-time graduation as evidenced by academic records	Youth achieved career readiness through experiential learning as evidenced by completion certificate or certification	Parents of special needs students obtained educational supports as evidenced by pre- and post-surveys
<b>College for Kids</b> <i>(Take Stock in Children PBC)</i>	<b>Youth 1,200</b>  <b>Parents/ Caregivers/ Mentors 400</b>	<b>Youth 1,055</b>  <b>Parents/ Caregivers/ Mentors 610</b>	Target: 70%  <b>100%</b>	Target: 85%  <b>100%</b>	Target: 85%  <b>100%</b>	Target: 85%  <b>94%*</b>  <small>*client number underserved</small>	<b>n/a</b>	<b>n/a</b>
<b>Scholar Career Coaching</b> <i>(Mentoring - College &amp; Career Readiness)</i>	<b>Youth 60</b>	<b>Youth 60</b>	<b>n/a</b>	Target: 80%  <b>100%</b>	Target: 80%  <b>100%</b>	<b>n/a</b>	Target: 80%  <b>100%</b>	<b>n/a</b>
<b>The Arc of Palm Beach County</b> <i>(Stand Up &amp; Youth Employment Programming)</i>	<b>Youth 105</b>  <b>Parents/ Caregivers/ Mentors 20</b>	<b>Youth 78</b>  <b>Parents/ Caregivers/ Mentors 36</b>	<b>n/a</b>	Target: 80%  <b>19%</b>	<b>n/a</b>	Target: 80%  <b>100%*</b>  <small>*client number underserved</small>	Target: 80%  <b>56%</b>	Target: 80%  <b>100%</b>

### Key

- Met the outcome standard
- Above the outcome standard
- Below the outcome standard



# Demographics

Agency	Gender	Race	Age
<b>College for Kids</b> <i>(Take Stock in Children PBC)</i>	<p>Unknown 1.2% Non-binary 0.1% FTM 0.1% Female 69.9% Male 28.6% Other 0.06%</p>	<p>Black 52% Hispanic 38% White 8% Asian/Pacific Islander 2% Multiracial 1% Other 1% Native American 0%</p>	<p>(11-13) 6% (&gt;22) 39% (14-18) 45% (19-22) 10%</p>
<b>Scholar Career Coaching</b> <i>(Mentoring - College &amp; Career Readiness)</i>	<p>Male 18.3% Female 81.7%</p>	<p>Black 60% Hispanic 20% Other 10% Multiracial 5% Native American 2%</p>	<p>(14-18) 100%</p>
<b>The Arc of Palm Beach County</b> <i>(Stand Up &amp; Youth Employment Programming)</i>	<p>Male 36.8% Female 63.2%</p>	<p>Black 45% Hispanic 25% White 25% Multiracial 10% Asian/Pacific Islander 2%</p>	<p>(0-4) 3% (5-10) 7% (11-13) 4% (14-18) 32% (&gt;22) 32% (19-22) 22%</p>





## Outcomes

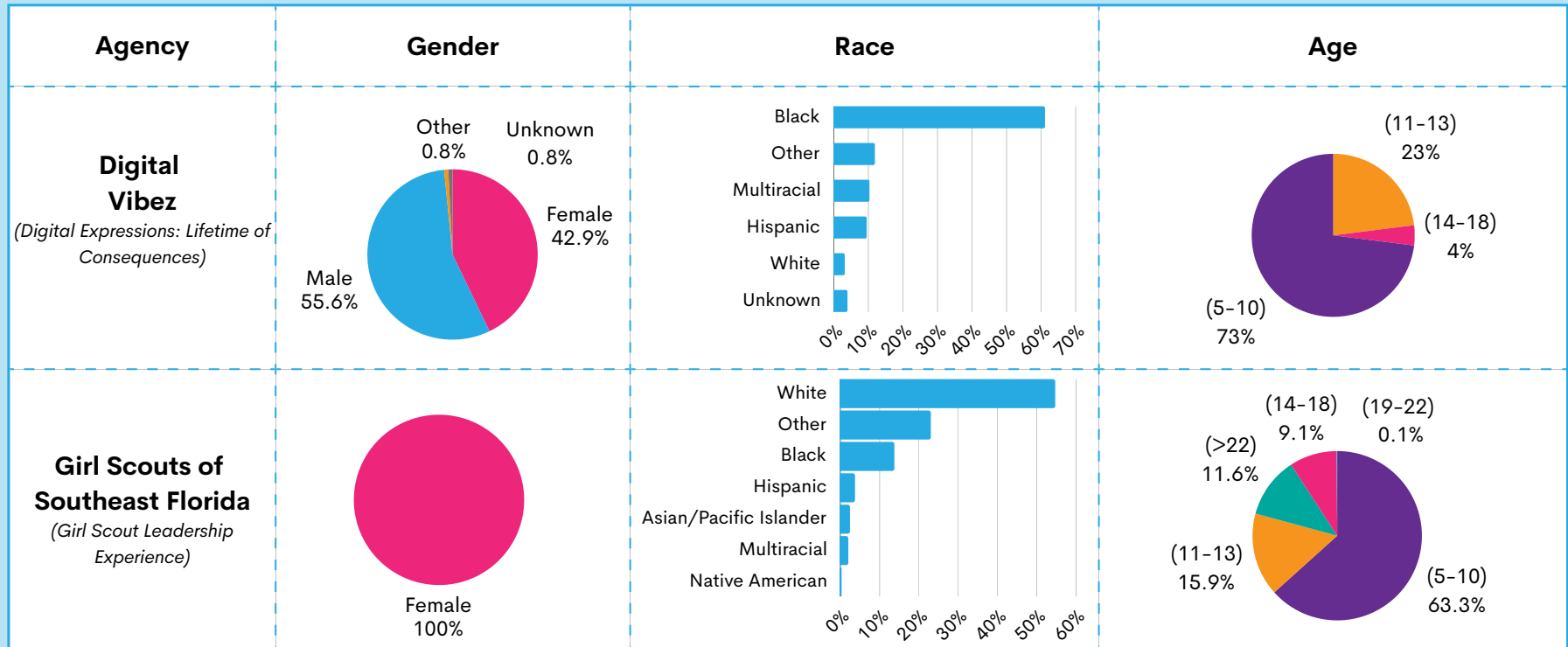
Agency	Projected # Served	Actual # Served	Parents achieved proficiency in navigation of the school system and were more engaged in supporting their children's academic success as evidenced by pre- and post-assessments	Youth attained college readiness as evidenced by pre- and post-assessments	Youth received extracurricular support, and advanced to the next grade level or achieved on-time graduation as evidenced by academic records	Youth achieved career readiness through experiential learning as evidenced by completion certificate or certification	Youth built resiliency to overcome obstacles while achieving educational goals as evidenced by resiliency assessment	Youth reduced school absences and behavior referrals through educational supports in supervised and structured learning environments after school and in out-of-school time as evidenced by school attendance and behavior records
<b>Digital VibeZ</b> <i>(Digital Expressions: Lifetime of Consequences)</i>	<b>Youth 96</b>	<b>Youth 126</b>	n/a	n/a	Target: 80%  <b>100%</b>	Target: 80%  <b>100%</b>	Target: 80%  <b>100%</b>	Target: 80%  <b>100%</b>
<b>Girl Scouts of Southeast Florida</b> <i>(Girl Scout Leadership Experience)</i>	<b>Youth 600</b>  <b>Parents/ Caregivers/ Mentors 100</b>	<b>Youth 828</b>  <b>Parents/ Caregivers/ Mentors 109</b>	Target: 80%  <b>100%</b>	Target: 93%  <b>99%</b>	n/a	Target: 90%  <b>89%</b>	Target: 80%  <b>91%</b>	n/a

### Key

- Met the outcome standard
- Above the outcome standard
- Below the outcome standard



## Demographics





## Spotlight



The Arc of Palm Beach County  
SAIL Prom 2023



College for Kids



The Arc of Palm Beach County  
Catering



Scholar Career Coaching  
Mentor and mentee at luncheon



Scholar Career Coaching  
Graduating Class of 2023





## Spotlight



**Girls Scouts of Southeast Florida**  
Troop 24133 from Compass  
Community Center had great  
success with their cookie sale



**Digital Vibez**  
Dance fitness instructor leading Crystal Lakes  
Elementary youth through the Wellness  
Workshop



**Girl Scouts of Southeast Florida**  
Girl Scouts exploring the Jupiter  
Lighthouse



**College for Kids**



**Digital Vibez**  
Digital Expressions mentor recording youth for  
their video at Galaxy Elementary





## Ensuring Safety & Justice

To support youth ages 13 – 18, who are involved in the justice and/or criminal justice systems, by enhancing and expanding resources and activities to reduce criminal activities





## Outcomes

Agency	Projected # Served	Actual # Served	Youth engaged in an impact project to improve community safety and/or community relationships over a period of at least six months to include planning, organizing, implementing and reflecting on project as evidenced by project plan and completed project	Youth increased engagement in youth leadership groups focused on promoting equity, inclusion, violence prevention, anti-bullying and social justice efforts as evidenced by attendance log	Youth built positive relationships with adults and each other and felt a sense of connectedness or belonging to their school and community as evidenced by pre- and post-assessments	Youth received trauma-informed assessment and ongoing intervention to address needs as evidenced by the assessment and service plan	Parents received education and interventions to increase positive family support and stable family home environment as evidenced by pre- and post-assessments	Youth received comprehensive, multi-component intensive support and intervention aimed at reducing risk of juvenile justice involvement or recidivism as evidenced by service plan and tracking log
<b>Aid to Victims of Domestic Abuse</b> <i>(Commit to Change: A Violence Prevention Initiative)</i>	Youth 250	Youth 414	Target: 77%  <b>90%</b>	Target: 80%  <b>100%</b>	Target: 80%  <b>100%</b>	n/a	n/a	n/a
<b>Children of Inmates</b> <i>(Boyz to Men/ Girlz to Women)</i>	Youth 25  Parents/ Caregivers 25	Youth 32  Parents/ Caregivers 22	n/a	n/a	Target: 80%  <b>100%</b>	Target: 100%  <b>100%</b>	Target: 80%  <b>100%*</b>  <small>*client number underserved</small>	n/a
<b>Children's Case Management Organization</b> <i>(Families First of Palm Beach County) (Y.E.S. - Youth: Empowered and Secure Program)</i>	Youth 45  Parents/ Caregivers 30	Youth 49  Parents/ Caregivers 47	n/a	n/a	n/a	Target: 80%  <b>80%</b>	Target: 80%  <b>100%</b>	Target: 80%  <b>80%</b>

### Key

- Met the outcome standard
- Above the outcome standard
- Below the outcome standard





## Demographics

Agency	Gender	Race	Age
<b>Aid to Victims of Domestic Abuse</b> <i>(Commit to Change: A Violence Prevention Initiative Program)</i>	<p>Unknown 1.7%</p> <p>Non-binary 0.5%</p> <p>Male 50.7%</p> <p>Female 47.1%</p>	<p>Black</p> <p>Hispanic</p> <p>White</p> <p>Asian/Pacific Islander</p> <p>Other</p>	<p>(11-13) 11%</p> <p>(14-18) 89%</p>
<b>Children of Inmates</b> <i>(Boyz to Men &amp; Girlz to Women)</i>	<p>Male 35.2%</p> <p>Female 64.8%</p>	<p>Black</p> <p>Hispanic</p> <p>White</p> <p>Other</p>	<p>(11-13) 28%</p> <p>&gt;22 41%</p> <p>(19-22) 2%</p> <p>(14-18) 30%</p>
<b>Children's Case Management Organization</b> <b>(Families First of Palm Beach County)</b> <i>(Y.E.S. - Youth: Empowered and Secure Program)</i>	<p>Male 49.5%</p> <p>Female 50.5%</p>	<p>Black</p> <p>Hispanic</p> <p>White</p> <p>Other</p> <p>Native American</p> <p>Multiracial</p>	<p>(5-10) 3%</p> <p>(11-13) 5%</p> <p>(14-18) 33%</p> <p>&gt;22 55%</p> <p>(19-22) 3%</p>



## Outcomes

Agency	Projected # Served	Actual # Served	Youth built positive relationships with adults and each other and felt a sense of connectedness or belonging to their school and community as evidenced by pre- and post-assessments	Youth received trauma-informed assessment and ongoing intervention to address needs as evidenced by the assessment and service plan	Parents received education and interventions to increase positive family support and stable family home environment as evidenced by pre- and post-assessments	Youth remained active in the program for a minimum of six months and did not reoffend during that time as evidenced by tracking log and juvenile justice documentation	Youth received ongoing academic support, including tutoring, goal-setting, post-secondary education preparation as evidenced by attainment of goals identified in service plan	Youth received comprehensive, multi-component intensive support and intervention aimed at reducing risk of juvenile justice involvement or recidivism as evidenced by service plan and tracking log
<b>Choice to Change</b> <i>(Believe &amp; Achieve Program)</i>	Youth 30 Parents/Caregivers 30	Youth 33 Parents/Caregivers 30	Target: 80%  <b>100%</b>	n/a	Target: 80%  <b>100%</b>	Target: 80%  <b>100%</b>	n/a	n/a
<b>Communities in Schools of Palm Beach County</b> <i>(Charting for Success Program)</i>	Youth 50	Youth 50	Target: 80%  <b>100%</b>	Target: 100%  <b>100%</b>	n/a	n/a	Target: 90%  <b>100%</b>	n/a
<b>Gulfstream Goodwill Industries</b> <i>(Supervised Release)</i>	Youth 75 Parents/Caregivers 25	Youth 49 Parents/Caregivers 25	n/a	Target: 85%  <b>79%</b>	Target: 80%  <b>100%</b>	n/a	n/a	Target: 85%  <b>83%</b>

### Key

- Met the outcome standard
- Above the outcome standard
- Below the outcome standard



# Demographics

Agency	Gender	Race	Age
<b>Choice to Change</b> <i>(Believe &amp; Achieve Program)</i>	<p>Male 55.6%</p> <p>Female 44.4%</p>	<p>Black</p> <p>Multiracial</p>	<p>(11-13) 4%</p> <p>(14-18) 48%</p> <p>(&gt;22) 48%</p>
<b>Communities in Schools of Palm Beach County</b> <i>(Charting for Success Program)</i>	<p>Male 48%</p> <p>Female 52%</p>	<p>Black</p> <p>Hispanic</p> <p>Other</p>	<p>(14-18) 100%</p>
<b>Gulfstream Goodwill Industries</b> <i>Supervised Release</i>	<p>Female 22.4%</p> <p>Male 77.6%</p>	<p>Black</p> <p>White</p> <p>Hispanic</p> <p>Other</p> <p>Native American</p> <p>Asian/Pacific</p>	<p>(11-13) 14%</p> <p>(14-18) 84%</p> <p>(5-10) 2%</p>





## Outcomes

Agency	Projected # Served	Actual # Served	Youth engaged in an impact project to improve community safety and/or community relationships over a period of at least six months to include planning, organizing, implementing and reflecting on project as evidenced by project plan and completed project	Youth built positive relationships with adults and each other and felt a sense of connectedness/ belonging to their school and community as evidenced by pre- and post-assessments	Youth demonstrated increased knowledge in gang prevention, academic success, peer pressure, anger management, and life skills as evidenced by pre- and post-assessments
Community Child Care Center of Delray Beach <i>(MenTeens of the Future)</i>	Youth 60	Youth 106	Target: 80%  100%	Target: 80%  96%	Target: 80%  100%

Agency	Projected # Served	Actual # Served	Parents, guardians and mentors increased their knowledge of the juvenile justice and/or dependency system	Program staff working with youth increased their knowledge to improve the quality of programs and services provided	Youth and families were supported by completing the triage process including referred and directly connected to a contracted agency Mentor Center Hub for services	Mentoring Center Hub achieved at least five outcomes as stated in their logic model
United Way of Palm Beach County <i>(Enhanced Mentoring Engagement - Level Up)</i>	Youth 225  Parents/ Caregivers/ Mentors 163  Service Organization Staff 80	Youth 399  Parents/ Caregivers/ Mentors 160  Service Organization Staff 128	Target: 80%  100%*  *client number underserved	Target: 80%  100%	Target: 76%  100%	Target: 100%  67%*  * 1 of the 3 clubs did not meet this outcome.

### Key

- Met the outcome standard
- Above the outcome standard
- Below the outcome standard



# Demographics


Agency	Gender	Race	Age
<b>Community Child Care Center of Delray Beach</b> <i>(MenTeens of the Future)</i>	<p>Male 57.5% Female 42.5%</p>	<p>Black 65% Other 25% Hispanic 5% Multiracial 5%</p>	<p>(14-18) 57% (11-13) 42% (5-10) 1%</p>
<b>United Way of Palm Beach County</b> <i>(Enhanced Mentoring Engagement - Level Up)</i>	<p>Male 44% Female 53.1% Unknown 2.6% Other 0.3%</p>	<p>Black 55% White 18% Hispanic 15% Unknown 10% Multiracial 5% Other 2% Asian/Pacific Islander 1% Native American 1%</p>	<p>(14-18) 40% (11-13) 15% (5-10) 0% (19-22) 1% Not Applicable 42%</p>



## Spotlight



**Choice to Change  
Field of Hope event**



**Aid to Victims of Domestic Abuse (AVDA)  
MOST Club graduates from Atlantic High School**




**Community Child Care Center of  
Delray Beach  
S.T.R.E.A.M. making slime**



**United Way of Palm Beach  
County  
Xcel Mentoring Network**



**Children's Case Management Organization (Families  
First of Palm Beach County)  
Team Spirit**



**Communities in Schools  
Grateful for Graduation**





## Spotlight



**Aid to Victims of Domestic Abuse (AVDA)**  
Boynton Beach High School event



**Children of Inmates**  
Art in the Park with Boyz to Men clients



**Choice to Change**  
Tafari creating Caesar salad for the Presidential dinner



**United Way of Palm Beach County**  
Mentor and mentee enjoying golf at the Level Up event



**Children of Inmates**  
It's all about family



**Community Child Care Center of Delray Beach**  
Bumper cars at Boomers

# Youth Empowerment Centers (YEC)

Youth Empowerment Centers (YEC) provide activities and services to youth ages 11-19, including after-school educational and recreational programs/activities. The YEC focuses on empowering youth, nurturing health, fostering education, encouraging leadership, community involvement, and career opportunities.

## Services:

- Homework assistance, tutoring, and Scholastic Aptitude Test (SAT) skill building
- Life skills, financial literacy, and leadership skills training
- Mentoring support
- College readiness and tours

## Activities:


- Community service projects incorporating reflective learning
- Career exploration/readiness, employability skills training, summer internships, and job placement assistance
- Connectivity to resources
- Youth/teen advisory council meetings to recommend programs, activities, and policy for the YECs



City of Riviera Beach,  
Riviera Beach



For the Children,  
Lake Worth



Student ACES,  
Belle Glade



## Outcomes

Agency	Projected # Served	Actual # Served	Students demonstrated improvement in student academics	Participants advanced in grade level or attained high school graduation	Seniors attained post graduate achievement including college/ vocational enrollment, employment, industry certification, military enlistment	Participants became/remained crime-free	Participants demonstrated increase in employability skills	Participants completed summer internship
<b>City of Riviera Beach</b>	Youth 100	Youth 138	Target: 80%  <b>100%</b>	Target: 90%  <b>100%</b>	Target: 100%  <b>100%</b>	Target: 95%  <b>100%</b>	Target: 80%  <b>100%</b>	Target: 100%  <b>100%</b>
<b>For the Children</b>	Youth 90	Youth 91	Target: 80%  <b>100%</b>	Target: 90%  <b>100%</b>	Target: 90%  <b>100%</b>	Target: 95%  <b>100%</b>	Target: 83%  <b>100%</b>	Target: 100%  <b>100%</b>
<b>Student ACEs</b>	Youth 66	Youth 83	Target: 80%  <b>100%</b>	Target: 90%  <b>100%</b>	Target: 90%  <b>100%</b>	Target: 95%  <b>100%</b>	Target: 83%  <b>100%</b>	Target: 100%  <b>100%</b>

### Key

- Met the outcome standard
- Above the outcome standard
- Below the outcome standard





# Demographics

Agency	Gender	Race	Age
City of Riviera Beach	<p>Male 50% Female 50%</p>	<p>Black 70% Hispanic 15% White 10% Multiracial 5%</p>	<p>(19-22) 29% (11-13) 25% (14-18) 46%</p>
For the Children	<p>Male 47.3% Female 52.7%</p>	<p>Black 85% Hispanic 10% Multiracial 3% White 1% Native American 1% Other 1%</p>	<p>(14-18) 36% (11-13) 64%</p>
Student ACEs	<p>Male 45.6% Female 54.4%</p>	<p>Black 90% Hispanic 5% White 5%</p>	<p>(19-22) 3% (14-18) 97%</p>



# Health & Wellness

To educate, inform, and ensure that everyone from birth through age 22 has access to comprehensive health care (medical, dental, and behavioral health), healthy food, physical activities, and educational resources that promote healthy choices for a lifetime



## Outcomes

Agency	Projected # Served	Actual # Served	Youth increased their knowledge of stress reduction techniques as evidenced by pre- and post-assessments	Youth demonstrated improvement in self-acceptance, coping skills, and connectivity within the community, as evidenced by pre- and post-assessments	Parents showed increased knowledge of trauma and inclusivity and the impact of connectivity within the community, as evidenced by pre- and post-assessments	Youth demonstrated an increase in awareness and connection to positive behaviors, activities and life skills to reduce health risks as evidenced by pre- and post-assessments	Youth benefited physically by participating in structured indoor and outdoor exercise as evidenced by pre- and post-assessments	Parents increased participation in healthy lifestyle activities with their families as evidenced by tracking log
<b>Center for Child Counseling</b> <i>(Education and Prevention Services)</i>	Youth 250  Parents/ Caregivers 250	Youth 259  Parents/ Caregivers 256	Target: 90%  <b>100%</b>	Target: 90%  <b>100%</b>	Target: 90%  <b>100%</b>	Target: 90%  <b>100%</b>	n/a	n/a
<b>Compass</b> <i>(LGBTQ Mental Wellness Program)</i>	Youth 100	Youth 90	Target: 80%  <b>100%*</b>  <small>*client number underserved</small>	Target: 80%  <b>100%*</b>  <small>*client number underserved</small>	n/a	n/a	n/a	n/a
<b>Connections Education Center of the Palm Beaches</b> <i>(Connections Health and Wellness Program)</i>	Youth 100  Parents/ Caregivers 20	Youth 105  Parents/ Caregivers 20	n/a	n/a	n/a	Target: 80%  <b>100%</b>	Target: 80%  <b>100%</b>	Target: 80%  <b>100%</b>

### Key

- Met the outcome standard
- Above the outcome standard
- Below the outcome standard



# Demographics

Agency	Gender	Race	Age
<b>Center for Child Counseling</b> <i>(Education and Prevention Services)</i>	<p>Male 31.8%</p> <p>Female 68.2%</p>		
<b>Compass</b> <i>(LGBTQ Mental Wellness Program)</i>	<p>Non-binary 25.6%</p> <p>Female 8.9%</p> <p>Male 8.9%</p> <p>Other 4.4%</p> <p>MTF 18.9%</p> <p>FTM 33.3%</p>		
<b>Connections Education Center of the Palm Beaches</b> <i>(Connections Health and Wellness Program)</i>	<p>Female 21.9%</p> <p>Male 78.1%</p>		





## Outcomes

Agency	Projected # Served	Actual # Served	Youth increased their knowledge of stress reduction techniques as evidenced by pre- and post-assessments	Youth demonstrated improvement in self-acceptance, coping skills, and connectivity within the community, as evidenced by pre- and post-assessments	Parents showed increased knowledge of trauma and inclusivity and the impact of connectivity within the community, as evidenced by pre- and post-assessments	Youth demonstrated an increase in awareness and connection to positive behaviors, activities and life skills to reduce health risks as evidenced by pre- and post-assessments	Youth benefited physically by participating in structured indoor and outdoor exercise as evidenced by pre- and post-assessments	Parents increased participation in healthy lifestyle activities with their families as evidenced by tracking log
<b>For the Children</b> (Healthy Families Healthy Kids)	Youth 60 Parents/ Caregivers 60	Youth 60 Parents/ Caregivers 60	Target: 75%  <b>100%</b>	<b>n/a</b>	<b>n/a</b>	Target: 75%  <b>100%</b>	<b>n/a</b>	Target: 70%  <b>100%</b>
<b>Pace Center for Girls*</b> (Family Strengthening Program)	Youth 30 Parents/ Caregivers 30	Youth 11	<b>n/a</b>	Target: 80%  See notes below	Target: 80%  See notes below	Target: 80%  See notes below	<b>n/a</b>	<b>n/a</b>

- \* 1. The Family Strengthening Program served 11 youth and families during the fiscal year 2022-2023. Due to challenges in hiring staff for the program, enrollments did not begin until April 2023.  
 2. The Family Strengthening Program hosted 4 quarterly family enrichment nights, service-learning activities, and psychoeducational groups.  
 3. Youth and families reported that they have built resiliency, positive connections, individual and collective strengths, and competence.  
 4. Additionally, parents expressed the psychoeducation component has helped them to increase their knowledge of trauma history, and its impact on their children, family and community.

### Key

- Met the outcome standard
- Above the outcome standard
- Below the outcome standard



## Demographics

Agency	Gender	Race	Age
<b>For the Children</b> <i>(Healthy Families Healthy Kids)</i>	<div><div>Male 41.7%</div><div><div></div><div></div></div><div>Female 58.3%</div></div>	<div><div>Black</div><div>Hispanic</div><div>White</div></div> <div><div></div><div></div><div></div></div> <div><div>0%</div><div>20%</div><div>40%</div><div>60%</div><div>80%</div><div>100%</div></div>	<div><div>(11-13) 26.7%</div><div><div></div><div></div></div><div>(5-10) 73.3%</div></div>
<b>Pace Center for Girls</b> <i>(Family Strengthening Program)</i>	<div><div></div><div>Female 100%</div></div>	<div><div>Hispanic</div><div>Multiracial</div><div>Black</div><div>White</div></div> <div><div></div><div></div><div></div><div></div></div> <div><div>0%</div><div>10%</div><div>20%</div><div>30%</div><div>40%</div><div>50%</div><div>60%</div><div>70%</div></div>	<div><div>(11-13) 27.3%</div><div><div></div><div></div></div><div>(14-18) 72.7%</div></div>



## Spotlight



**Center for Child Counseling**  
Play therapy at local elementary school



**For the Children**  
Community clean-up



**Compass**  
Trans art gallery



**Center for Child Counseling**  
Boys and Girls Club group



**Compass**  
Youth group yoga





## Spotlight



**Connections Education Center of  
the Palm Beaches**  
Learning to peel a carrot in  
nutrition



**Pace Center for Girls**  
Service learning



**Connections Education Center of  
the Palm Beaches**  
Special Olympics culminating  
event



**For the Children**  
St. Patrick's Day parade



**Pace Center for Girls**  
Family STEM night



## Parenting & Role Models

*To provide parental engagement opportunities, and increase capacity of mentoring programs and outreach to parents through communication, natural support networks and mentors*





## Outcomes

Agency	Projected # Served	Actual # Served	Parents gained knowledge of the impact of trauma on child development as evidenced by pre- and post-assessments	Incarcerated parents demonstrated increased attachment to their children as evidenced by bonding assessment tools	Children (birth to 5) increased developmental milestones as evidenced by Ages and Stages Questionnaire (ASQ)	Children (ages 6-11) of incarcerated parents demonstrated decreased anti-social behavior as evidenced by child anti-social behavioral tools	Parents gained awareness of how to seek relevant community resources as evidenced by pre- and post-tests	Parents/caregivers/coaches increased their ability to initiate conversations with youth as evidenced by pre- and post-assessments
<b>Children of Inmates</b> <i>(Babies 'N Brains Parenting Supports)</i>	<b>Youth</b> 54 <b>Parents/ Caregivers</b> 36	<b>Youth</b> 40 <b>Parents/ Caregivers</b> 61	Target: 81%  <b>100%</b>	Target: 81%  <b>100%</b>	Target: 81%  <b>100%</b>	Target: 80%  <b>97%</b>  <small>*client number underserved</small>	<b>n/a</b>	<b>n/a</b>
<b>The Palm Beach County Literacy Coalition</b> <i>(Glades Family Education)</i>	<b>Parents/ Caregivers</b> 75	<b>Parents/ Caregivers</b> 95	<b>n/a</b>	<b>n/a</b>	<b>n/a</b>	<b>n/a</b>	Target: 75%  <b>100%</b>	Target: 75%  <b>99%</b>

### Key

- Met the outcome standard
- Above the outcome standard
- Below the outcome standard





## Demographics

Agency	Gender	Race	Age
<b>Children of Inmates</b> (Babies 'N Brains Parenting Supports)	<p>Male 45.2% Female 54.8%</p>	<p>Black 65% White 20% Hispanic 10% Multiracial 5% Other 5%</p>	<p>(&gt;22) 43% (5-10) 27% (0-4) 30%</p>
<b>The Palm Beach County Literacy Coalition</b> (Glades Family Education)	<p>Male 14.7% Female 85.3%</p>	<p>Hispanic 60% Black 40%</p>	<p>(&gt;22) 80% (19-22) 20%</p>



## Outcomes

Agency	Projected # Served	Actual # Served	Children served did not experience a recurrence of maltreatment during the reporting period	Finalized adoptions met or exceeded DCF projections (rated quarterly)	Children placed for adoption attained Finalized Adoption status	Number of children would not be abused or neglected during supervised visitation as evidenced by CHS incident reporting	Number of parents demonstrated improvement in their parenting capacity as evidenced by improvement in the Parental Stress Scale	Number of parents indicated positive responses to feeling respected, valued, supported and involved in their services as demonstrated by the CHS Client Satisfaction Surveys
<b>The Children's Home Society of Palm Beach County</b> (Adoption Assistance Program)	Youth 187	Youth 129	Target: 96%  <b>100%</b>  <small>*client number underserved</small>	Target: 100%  <b>100%</b>  <small>*client number underserved</small>	Target: 80%  <b>100%</b>	n/a	n/a	n/a
<b>The Children's Home Society of Palm Beach County</b> (The Family Visitation Center)	Youth 97 Parents/ Caregivers 65	Youth 97 Parents/ Caregivers 5	n/a	n/a	n/a	Target: 100%  <b>100%</b>	Target: 85%  <b>80%</b>  <small>*client number underserved</small>	Target: 91%  <b>0%*</b>

\* New outcome developed when contract was amended during the 4th quarter. No parents completed the satisfaction survey during the 4th quarter.

### Key

- Met the outcome standard
- Above the outcome standard
- Below the outcome standard



# Demographics

Agency	Gender	Race	Age
<b>The Children's Home Society of Palm Beach County</b> <i>(Adoption Assistance Program)</i>	<p>Male 55.8%</p> <p>Female 44.2%</p>	<p>Black</p> <p>White</p> <p>Multiracial</p> <p>0% 10% 20% 30% 40% 50%</p>	<p>(11-13) 9%</p> <p>(14-18) 6%</p> <p>(0-4) 56%</p> <p>(5-10) 29%</p>
<b>The Children's Home Society of Palm Beach County</b> <i>(The Family Visitation Center)</i>	<p>Male 42.6%</p> <p>Female 57.4%</p>	<p>Black</p> <p>White</p> <p>Hispanic</p> <p>Multiracial</p> <p>Other</p> <p>Asian/Pacific Islander</p> <p>0% 10% 20% 30% 40% 50% 60%</p>	<p>(0-4) 38%</p> <p>(5-10) 16%</p> <p>(11-13) 2%</p> <p>(14-18) 2%</p> <p>(19-22) 3%</p> <p>(&gt;22) 40%</p>



## Outcomes

Agency	Projected # Served	Actual # Served	Parents acquired coping skills and enhanced their ability to engage in positive relationships with their children as evidenced by pre- and post-assessments	Parents gained awareness of how to seek relevant community resources as evidenced by pre- and post-tests	Parents of children with disabilities had access to respite care as evidenced by placement records	Youth demonstrated improvement in social skills due to effective mentor/mentee interactions, as evidenced by pre- and post-assessments	Parents/caregivers/coaches increased their ability to initiate conversations with youth as evidenced by pre- and post-assessments
<b>Exchange Club/ Dick Webber Center for the Prevention of Child Abuse of the Gold Coast</b> <i>(Parent Aide)</i>	Parents/ Caregivers 42	Parents/ Caregivers 53	Target: 81%  <b>90%</b>	Target: 81%  <b>81%</b>	n/a	n/a	n/a
<b>Grandma's Place</b> <i>(Parent Support)</i>	Parents/ Caregivers 40	Parents/ Caregivers 81	Target: 95%  <b>95%</b>	Target: 95%  <b>100%</b>	Target: 94%  <b>100%</b>	n/a	n/a
<b>Planned Parenthood of South Florida &amp; The Treasure Coast*</b> <i>(Time for your Teen)</i>	Youth 30  Parents/ Caregivers 250	Youth 30  Parents/ Caregivers 218	n/a	Target: 75%  <b>99%</b>	n/a	Target: 80%  <b>93%</b>	Target: 75%  <b>91%</b>

\* Contract terminated effective May 1, 2023, due to Florida law prohibition.

### Key

- Met the outcome standard
- Above the outcome standard
- Below the outcome standard






## Demographics

Agency	Gender	Race	Age
<div>Exchange Club/ Dick Webber Center for the Prevention of Child Abuse for the Gold Coast <i>(Parent Aide)</i></div>	<div><div>Male 15%</div><div><div></div></div><div>Female 85%</div></div>	<div><div>Black</div><div>White</div><div>Hispanic</div><div>Multiracial</div><div>Other</div><div><div>0%</div><div>10%</div><div>20%</div><div>30%</div><div>40%</div><div>50%</div><div>60%</div></div></div>	<div><div></div><div>(&gt;22) 100%</div></div>
<div>Grandma's Place <i>(Parent Support)</i></div>	<div><div>Male 29.6%</div><div><div></div></div><div>Female 70.4%</div></div>	<div><div>White</div><div>Black</div><div>Hispanic</div><div>Multiracial</div><div>Other</div><div>Asian/Pacific Islander</div><div><div>0%</div><div>10%</div><div>20%</div><div>30%</div><div>40%</div><div>50%</div></div></div>	<div><div></div><div>(&gt;22) 100%</div></div>
<div>Planned Parenthood of South Florida &amp; The Treasure Coast <i>(Time for your Teen)</i></div>	<div><div>Male 19%</div><div><div></div></div><div>Female 81%</div></div>	<div><div>Black or African American</div><div>Hispanic or Latino/a</div><div>White</div><div>Asian/Pacific Islander</div><div>Multiracial</div><div>Unknown</div><div><div>0%</div><div>20%</div><div>40%</div><div>60%</div><div>80%</div></div></div>	<div><div>(14-18) 15%</div><div><div></div></div><div>(&gt;22) 85%</div></div>



## Spotlight



Exchange Club/Dick Webber  
Kids with new reward chart



Children's Home Society  
National Adoption Day



Children of Inmates  
Home visit toy drop off



The Palm Beach County Literacy  
Coalition  
Reading to baby



Planned Parenthood of South Florida  
STEM night



Grandma's Place  
Music therapy with Peyton





## Spotlight



**Grandma's Place**  
Art therapy; Valentine's Day  
project



**The Palm Beach County Literacy Coalition**  
Families reading



**Exchange Club/ Dick Webber**  
Holiday toy drive with Cars and  
Coffee



**The Palm Beach County Literacy  
Coalition**  
Changing babies



**Planned Parenthood of South Florida**  
Girls circle group



**Children of Inmates**  
Boys are ready for fun at Launch



## Social & Emotional Learning

To strengthen social and emotional skills such as self-control, persistence, leadership and social inclusion through training, coaching, collaboration and a designed curriculum that helps to ensure success in school and in life







## Outcomes

Agency	Projected # Served	Actual # Served	Youth increased engagement in out-of- school time activities as evidenced by programmatic attendance records	Youth were provided opportunities to get involved in their community and assume leadership roles as evidenced by service plan and tracking log	Youth demonstrated improvement in connectivity within the community, self- concept, and decreased isolation as evidenced by pre-post survey.	Parents demonstrated social and emotional skill building through at least three peer- support groups or educational sessions as evidenced by pre-post assessment.	Providers demonstrated increased knowledge through training and professional learning opportunities to promote equitable practices as evidenced by pre-post assessment.
<b>City of Greenacres</b> <i>(Teen Out-of-School Time Program)</i>	Youth 40	Youth 54	Target: 75%  100%	Target: 75%  100%	n/a	n/a	n/a
<b>Compass</b> <i>(LGBTQ Youth and Family Services)</i>	Youth 83  Parents/ Caregivers 40  Service Organizations 330	Youth 110  Parents/ Caregivers 40  Service Organizations 368	n/a	n/a	Target: 80%  100%	Target: 80%  100%	Target: 80%  100%

### Key

- Met the outcome standard
- Above the outcome standard
- Below the outcome standard



## Demographics

Agency	Gender	Race	Age
<b>City of Greenacres</b> <i>(Teen Out-of-School Time Program)</i>	<p>Non-binary 3.7%</p> <p>Male 42.6%</p> <p>Female 53.7%</p>	<p>Hispanic</p> <p>Black</p> <p>White</p> <p>Other</p>	<p>(11-13) 37%</p> <p>(14-18) 63%</p>
<b>Compass</b> <i>LGBTQ Youth and Family Services)</i>	<p>Non-binary 9.3%</p> <p>MTF 3.2%</p> <p>Unknown 0.4%</p> <p>Female 60.2%</p> <p>Male 21.1%</p> <p>FTM 5.5%</p>	<p>White</p> <p>Hispanic</p> <p>Black</p> <p>Multiracial</p> <p>Asian/Pacific Islander</p> <p>Native American</p>	<p>(11-13) 26%</p> <p>(14-18) 47%</p> <p>(&gt;22) 27%</p>



## Outcomes

Agency	Projected # Served	Actual # Served	Youth increased feeling socially supported within their environment as evidenced by pre- and post- assessments	Youth increased engagement in out- of-school time activities as evidenced by programmatic attendance records	Youth demonstrated growth in leadership, life skills and problem solving knowledge as evidenced by pre- and post-assessments	Youth were provided opportunities to get involved in their community and assume leadership roles as evidenced by service plan and tracking log	Youth increased awareness of how identity is shaped by the media, peers, technology and the community by planning, organizing, implementing and reflecting on an impact project as evidenced by project plan and completed project	Youth increased knowledge of healthy relationships and awareness of bullying, dating and domestic violence as evidenced by pre- and post- assessments
<b>Milagro Foundation</b> <i>(Touch B.A.S.E. - Behavioral and Social Emotional - Program)</i>	Youth 40	Youth 41	n/a	Target: 90%  100%	Target: 90%  100%	n/a	Target: 100%  100%	Target: 90%  100%
<b>The Path to College Foundation</b> <i>(Path to College Fellowship)</i>	Youth 45	Youth 108	Target: 76%  100%	Target: 76%  100%	Target: 76%  100%	Target: 76%  100%	n/a	n/a
<b>The Urban League of Palm Beach County</b> <i>(Project Ready NULITES)</i>	Youth 60	Youth 77	n/a	Target: 80%  100%	Target: 80%  100%	n/a	n/a	Target: 80%  100%

### Key

- Met the outcome standard
- Above the outcome standard
- Below the outcome standard



## Demographics

Agency	Gender	Race	Age
<b>Milagro Foundation</b> <i>(Touch B.A.S.E. – Behavioral and Social Emotional – Program)</i>	<p>Male 48.8% Female 51.2%</p>	<p>Black Hispanic Multiracial</p>	<p>(14-18) 100%</p>
<b>The Path to College Foundation</b> <i>(Path to College Fellowship)</i>	<p>Male 20.4% Female 79.6%</p>	<p>Black Hispanic White Multiracial Asian/Pacific Islander</p>	<p>(14-18) 100%</p>
<b>The Urban League of Palm Beach County</b> <i>(Project Ready NULITES)</i>	<p>Male 19.5% Female 80.5%</p>	<p>Black Multiracial Hispanic</p>	<p>(11-13) 12%</p> <p>(14-18) 88%</p>





## Outcomes

Agency	Projected # Served	Actual # Served	At least 85 percent of programs served attained an average score of 3.4 or above (on a scale of 1 to 5) on Form A of the current Palm Beach County Program Quality Assessment	At least 85 percent of practitioners served reported a positive impact (defined as a rating of 8 or higher on a scale of 1 to 10) of the services and supports provided by Prime Time	Youth developed their social and emotional skills	Providers of Expanded Learning Opportunities served at least 550 duplicated youth annually in middle out-of-school time programs	Youth were cognitively, behaviorally and socially/emotionally engaged in sessions with the Expanded Learning Opportunities providers
<b>Prime Time Palm Beach County</b> <i>(Middle/High School Out-of-School Programs)</i>	<b>Youth experiences 550</b>	<b>Youth experiences 3,466</b>	Target: 85% <b>50%</b>	Target: 85% <b>91%</b>	<b>100%</b>	<b>3,466 youth</b>	<b>86%</b>

Please note: Prime Time Palm Beach County does not provide direct services to clients and, therefore, does not capture demographics.

### Key

- Met the outcome standard
- Above the outcome standard
- Below the outcome standard



## Demographics

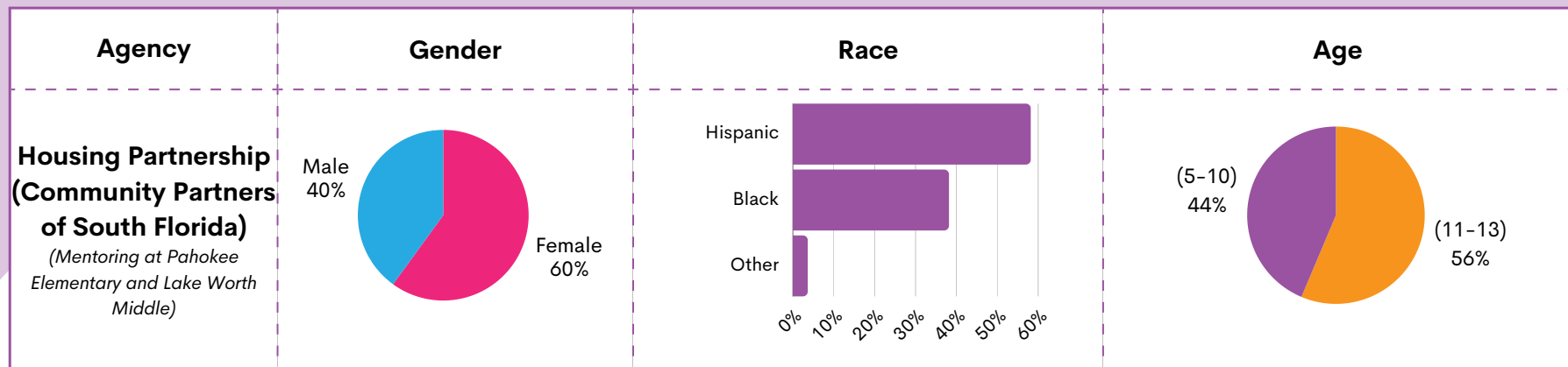
Agency	Projected # Served	Actual # Served	Parents demonstrated social and emotional skill building through at least three peer-support groups or educational sessions as evidenced by pre- and post-assessments  (Pahokee Elementary)	Youth demonstrated improvement in connectivity within the community, self-concept, and decreased isolation as evidenced by pre- and post-survey  (Pahokee Elementary)	Youth increased engagement in out-of-school time activities as evidenced by programmatic attendance records  (Pahokee Elementary)	Parents demonstrated social and emotional skill building through at least three peer-support groups or educational sessions as evidenced by pre- and post-assessments  (Lake Worth Middle)	Youth demonstrated improvement in connectivity within the community, self-concept, and decreased isolation as evidenced by pre- and post-surveys  (Lake Worth Middle)	Youth increased engagement in out-of-school time activities as evidenced by programmatic attendance records  (Lake Worth Middle)
<b>Housing Partnership (Community Partners of South Florida)</b> <i>(Mentoring at Pahokee Elementary and Lake Worth Middle)</i>	Youth 50  Parents/Caregivers 50	Youth 55*  Parents/Caregivers 57*	Target: 100%  <b>80%</b>	Target: 80%  <b>100%</b>	Target: 80%  <b>100%</b>	Target: 100%  <b>100%</b>	Target: 80%  <b>100%</b>	Target: 80%  <b>100%</b>

\* Youth: 26 of 55 from Pahokee Elementary; 29 of 55 from Lake Worth Middle

\* Parents/Caregivers: 26 of 57 from Pahokee Elementary; 31 of 57 from Lake Worth Middle

### Key

- Met the outcome standard
- Above the outcome standard
- Below the outcome standard





## Outcomes

Agency	Projected # Served	Actual # Served	Youth increased feeling socially supported within their environment as evidenced by pre- and post-assessments	Youth increased engagement in out-of-school time activities as evidenced by programmatic attendance records	Youth benefited from positive social interactions as evidenced by tracking log	Parents demonstrated social and emotional skill building through at least three peer- support groups or educational sessions as evidenced by pre- and post- assessments
<b>American Association of Caregiving Youth</b> <i>(Caregiving Youth Program)</i>	Youth 270	Youth 465	Target: 90%  <b>100%</b>	Target: 90%  <b>90%</b>	n/a	n/a
<b>Community Child Care Center of Delray Beach</b> <i>(Achievement Center for Children and Families' Out- of-School Time Programs)</i>	Youth 500  Parents/ Caregivers 25	Youth 640  Parents/ Caregivers 55	Target: 75%  <b>48%</b>	Target: 75%  <b>100%</b>	Target: 75%  <b>100%</b>	Target: 76%  <b>100%</b>

### Key

- Met the outcome standard
- Above the outcome standard
- Below the outcome standard



## Demographics

Agency	Gender	Race	Age
<b>American Association of Caregiving Youth</b> <i>(Caregiving Youth Program)</i>	<p>Non-binary 0.2%</p> <p>Male 37%</p> <p>Female 62.8%</p>	<p>Black 52%</p> <p>Hispanic 32%</p> <p>White 12%</p> <p>Multiracial 4%</p> <p>Other 2%</p> <p>Asian/Pacific Islander 1%</p>	<p>(11-13) 51%</p> <p>(14-18) 49%</p>
<b>Community Child Care Center of Delray Beach</b> <i>(Achievement Center for Children and Families' Out-of-School Time Programs)</i>	<p>Unknown 1.7%</p> <p>Male 48%</p> <p>Female 50.3%</p>	<p>Black 92%</p> <p>Hispanic 2%</p> <p>Multiracial 1%</p> <p>Unknown 1%</p> <p>Other 1%</p> <p>White 1%</p>	<p>(5-10) 75%</p> <p>(11-13) 9%</p> <p>(14-18) 8%</p> <p>(&gt;22)n/a 2%</p> <p>6%</p>





## Outcomes

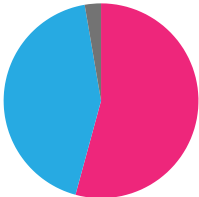
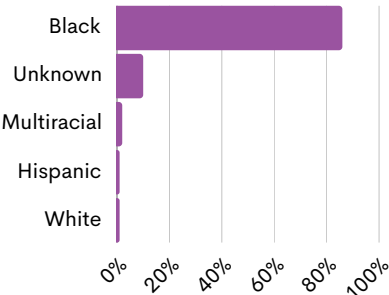
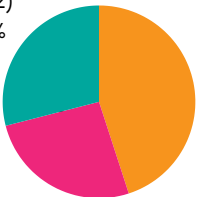
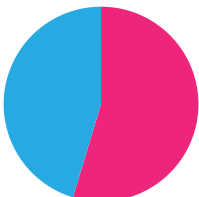
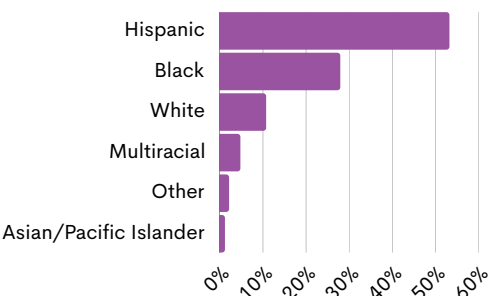
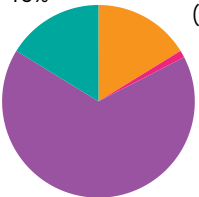
Agency	Projected # Served	Actual # Served	Youth increased engagement in out-of-school time activities as evidenced by programmatic attendance records	Parents demonstrated social and emotional skill building through at least three peer-support groups or educational sessions as evidenced by pre- and post-assessments	Youth demonstrated growth in leadership, life skills and problem solving knowledge as evidenced by pre- and post-assessments	Youth received social skills assessment and ongoing intervention as evidenced by assessment and service plan	Youth increased awareness of how identity is shaped by the media, peers, technology and the community by planning, organizing, implementing and reflecting on an impact project as evidenced by project plan and completed project
<b>Boys and Girls Clubs of Palm Beach County</b> <i>(Building Youth Resilience)</i>	Youth 120  Parents/ Caregivers 32	Youth 241  Parents/ Caregivers 49	Target: 80%  <b>100%</b>	Target: 72%  <b>100%</b>	Target: 80%  <b>100%</b>	n/a	n/a
<b>Florence Fuller Child Development Centers</b> <i>(Strong Kids Today for a Better Tomorrow)</i>	Youth 200  Parents/ Caregivers 50	Youth 351  Parents/ Caregivers 68	n/a	Target: 76%  <b>100%</b>	n/a	Target: 80%  <b>100%</b>	Target: 80%  <b>100%</b>

### Key

- Met the outcome standard
- Above the outcome standard
- Below the outcome standard



## Demographics

Agency	Gender	Race	Age
<b>Boys and Girls Clubs of Palm Beach County</b> <i>(Building Youth Resilience)</i>	<p>Unknown 2.7%</p> <p>Male 43.1%</p> <p>Female 54.2%</p> 	<p>Black 85%</p> <p>Unknown 10%</p> <p>Multiracial 2%</p> <p>Hispanic 1%</p> <p>White 1%</p> 	<p>(&gt;22) 29%</p> <p>(11-13) 45%</p> <p>(14-18) 26%</p> 
<b>Florence Fuller Child Development Centers</b> <i>(Strong Kids Today for a Better Tomorrow)</i>	<p>Male 45.3%</p> <p>Female 54.7%</p> 	<p>Hispanic 55%</p> <p>Black 30%</p> <p>White 12%</p> <p>Multiracial 5%</p> <p>Other 2%</p> <p>Asian/Pacific Islander 1%</p> 	<p>(&gt;22) 16%</p> <p>(11-13) 16%</p> <p>(14-18) 1%</p> <p>(5-10) 66%</p> 



## spotlight



**Housing Partnership**  
STEM field trip



**Urban League of Palm Beach County**  
Résumé building



**The Path to College Foundation**



**Milagro Foundation**  
Teen band performs



**The Path to College Foundation**





## spotlight



**City of Greenacres  
Swamp Tromp**



**Boys & Girls Clubs of Palm  
Beach County  
Mentoring session**



**American Association of  
Caregiving Youth  
Miami Marlins game**



**Community Child Care  
Center of Delray Beach  
Valentine's Day love snail**



**American Association of  
Caregiving Youth  
Youth enjoying a break at the  
movies**



**Compass  
Youth garden**



**Florence Fuller Child  
Development Centers  
Creating a business**



**Compass  
Palm Beach Pride**





## spotlight



Community Child Care Center of  
Delray Beach  
First grade youth at the Palm  
Beach Zoo



Boys & Girls Clubs of Palm Beach County  
Music production class



Florence Fuller Child  
Development Centers  
Team structure build



City of Greenacres  
Teens at spring camp



Urban League of Palm Beach County  
College signing day



Housing Partnership  
Beach clean up at Lake Worth  
Pier



## Additional Photos



Exchange Club/ Dick Webber  
Parent Aide family receiving a  
holiday turkey



For the Children  
Girls trip to City Council  
meeting



Scholar Career Coaching  
Holiday bowling



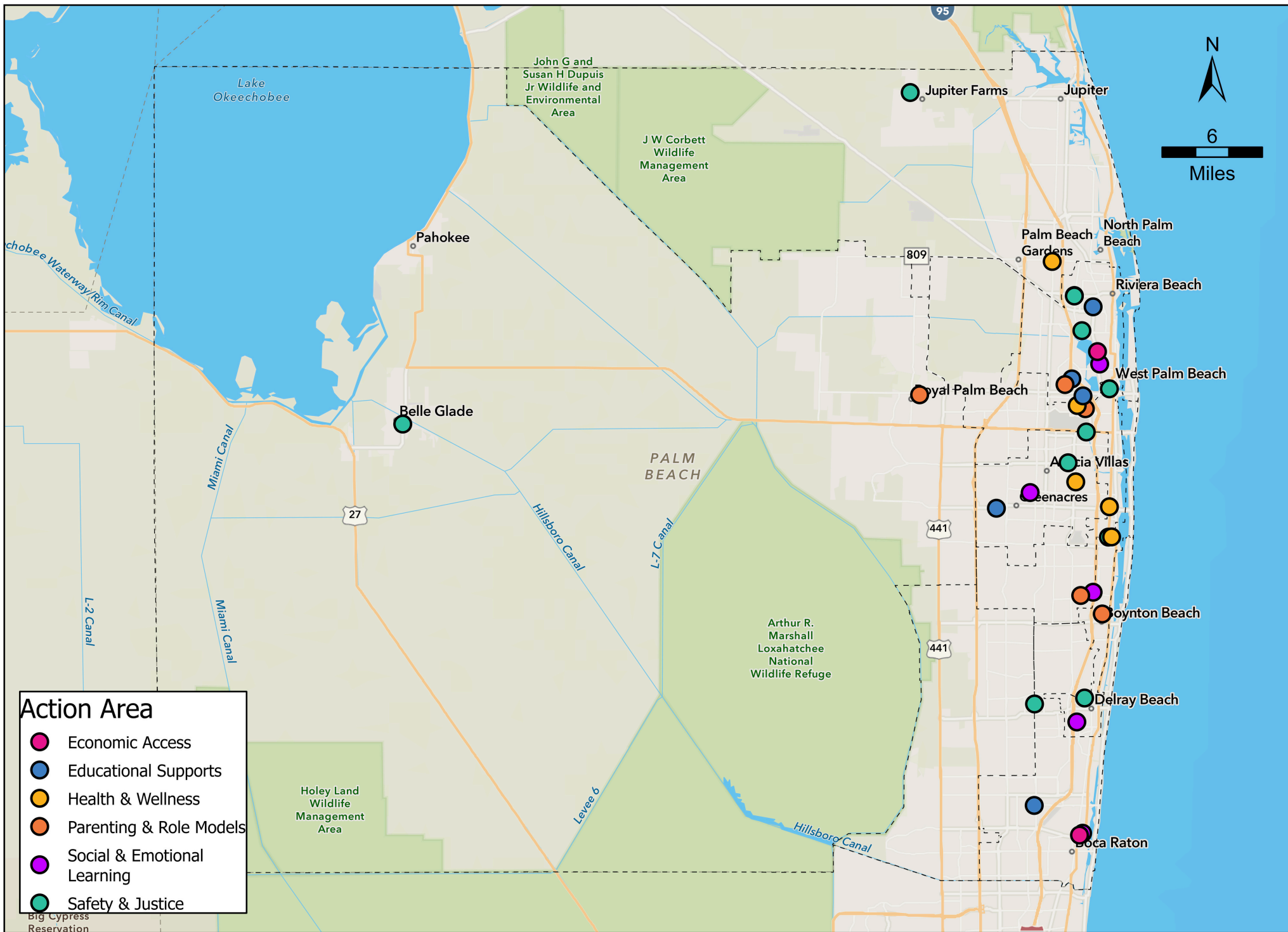
Choice to Change  
Community clean-up



Pace Center for Girls  
Day at the Capitol



Vita Nova  
Ladies' Night at The Spot







Palm Beach County  
Board of County Commissioners



50 S Military Trail Ste 203  
West Palm Beach, FL 33415  
561-242-5700  
[www.pbcgov.com/youthservices](http://www.pbcgov.com/youthservices)

# FY 2023 Community-Based Agencies Annual Report



pbcyouthservices



PBCYSD



PBCYSD