

Lake Okeechobee Update

The slide features a white background with a decorative graphic on the right side. This graphic consists of several overlapping, semi-transparent green shapes in various shades, ranging from light lime green to dark forest green. These shapes are primarily triangular and polygonal, creating a dynamic, layered effect that tapers towards the top right corner.

Lake Okeechobee

Lake Okeechobee (Lake O) stage

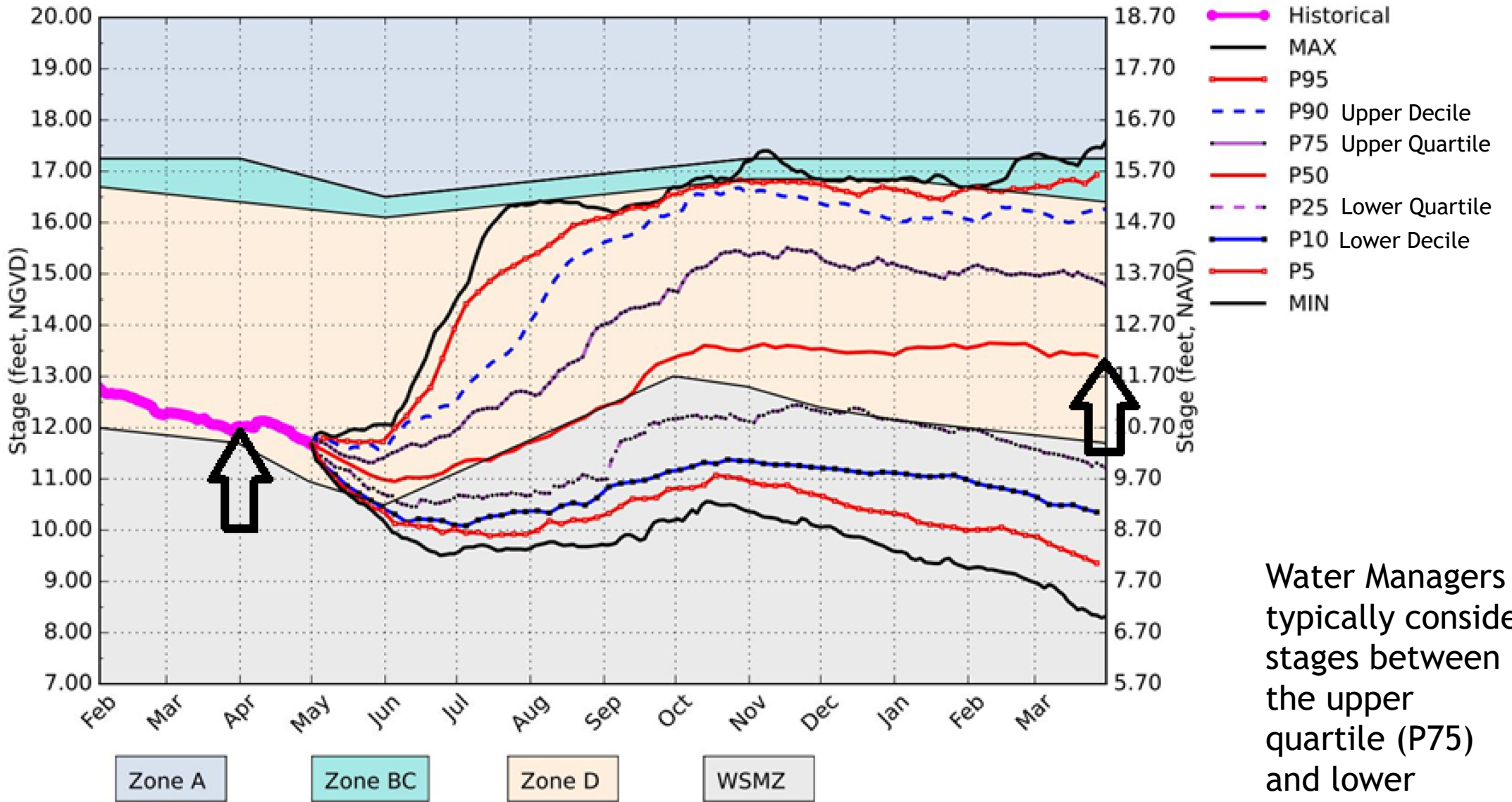
- ▶ 11.17 feet NGVD on May 27, 2026
- ▶ About 0.24 feet higher than a year ago
- ▶ About 2 feet below average.

As can be seen in the following figures there is:

- ▶ About a 25 percent likelihood of Lake O entering the Water Shortage Management Zone (WSMZ) and staying there

Lake Okeechobee SFWMM May 2026 Position Analysis

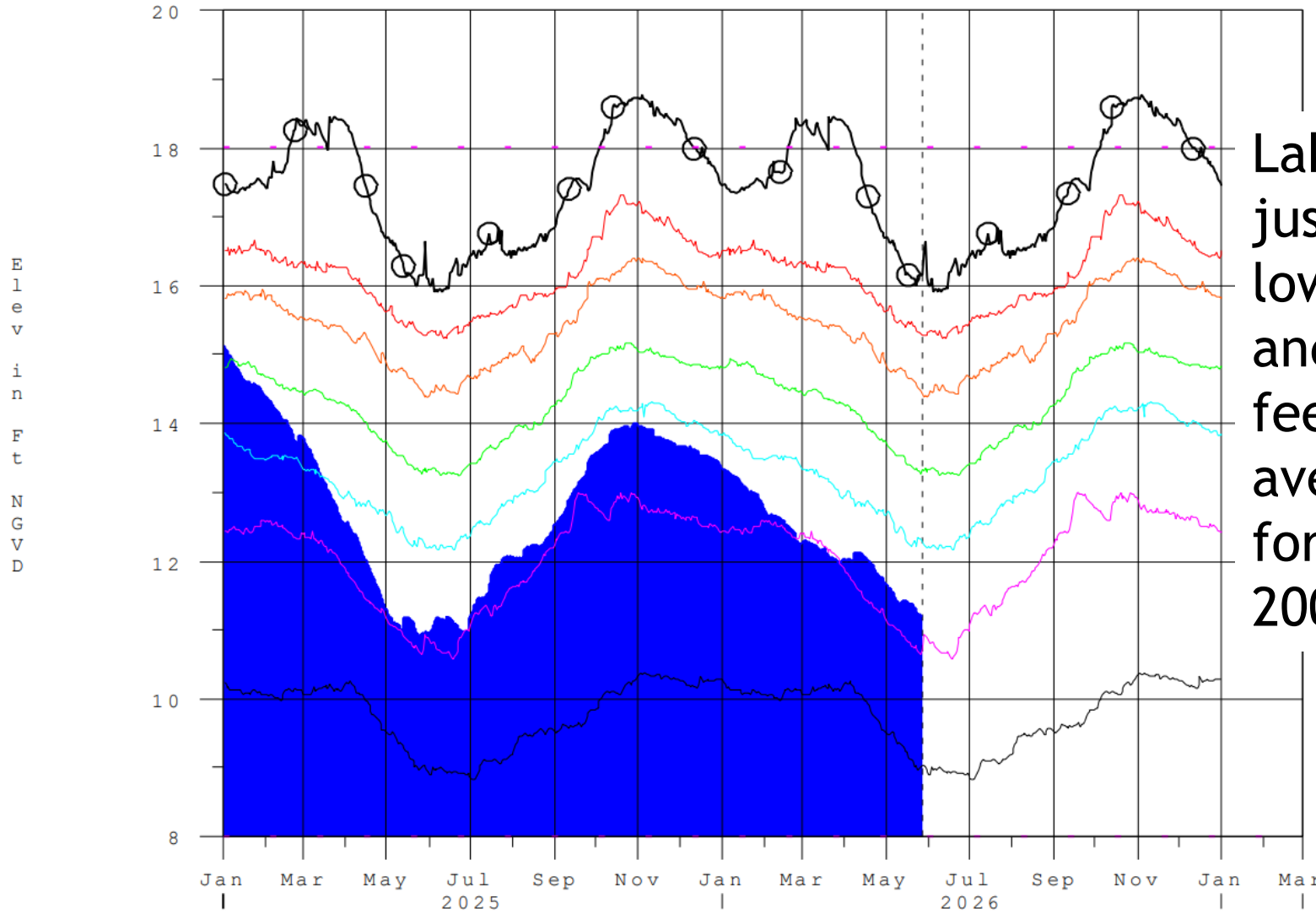
Percentiles PA



Water Managers typically consider stages between the upper quartile (P75) and lower quartile (P25) as normal conditions

Lake Okeechobee Compared to 1931-2020 Exceedance Statistics

27MAY26 16:45:41



Lake O Stage is just above the lower decile and about 2 feet below the average stage for the 1965-2007 period.

- | | | | |
|---|----------------------|---|------------------|
| — | Okeechobee Avg Elev. | — | 25% Exceed Value |
| — | 90% Exceed Value | — | 10% Exceed Value |
| — | 75% Exceed Value | — | Min Exceed Value |
| — | 50% Exceed Value | ○ | Max Exceed Value |

Past 30 Days Rainfall

SFWMD Total Rainfall

Apr 19, 2026 → May 19, 2026

Total Rainfall: 3.00 inches

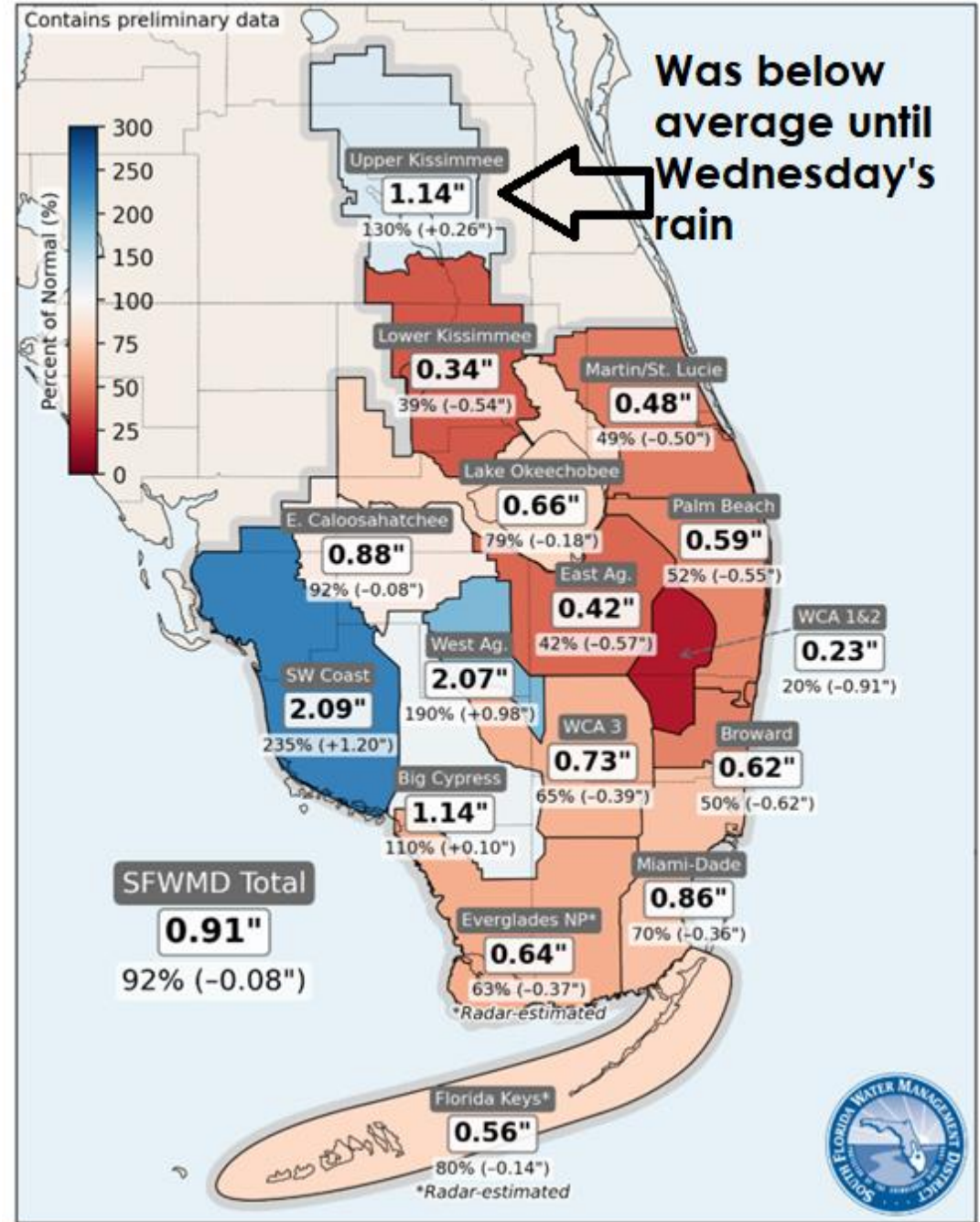


Wet Season
 (sea breeze driven)
 has started at an average
 rate for the SFWMD as a
 whole but the rain has
 been focused southwest
 with considerably less
 rainfall on Lake
 Okeechobee's watershed

Past 7 Days

Rainfall, Percent of Normal, and Departures

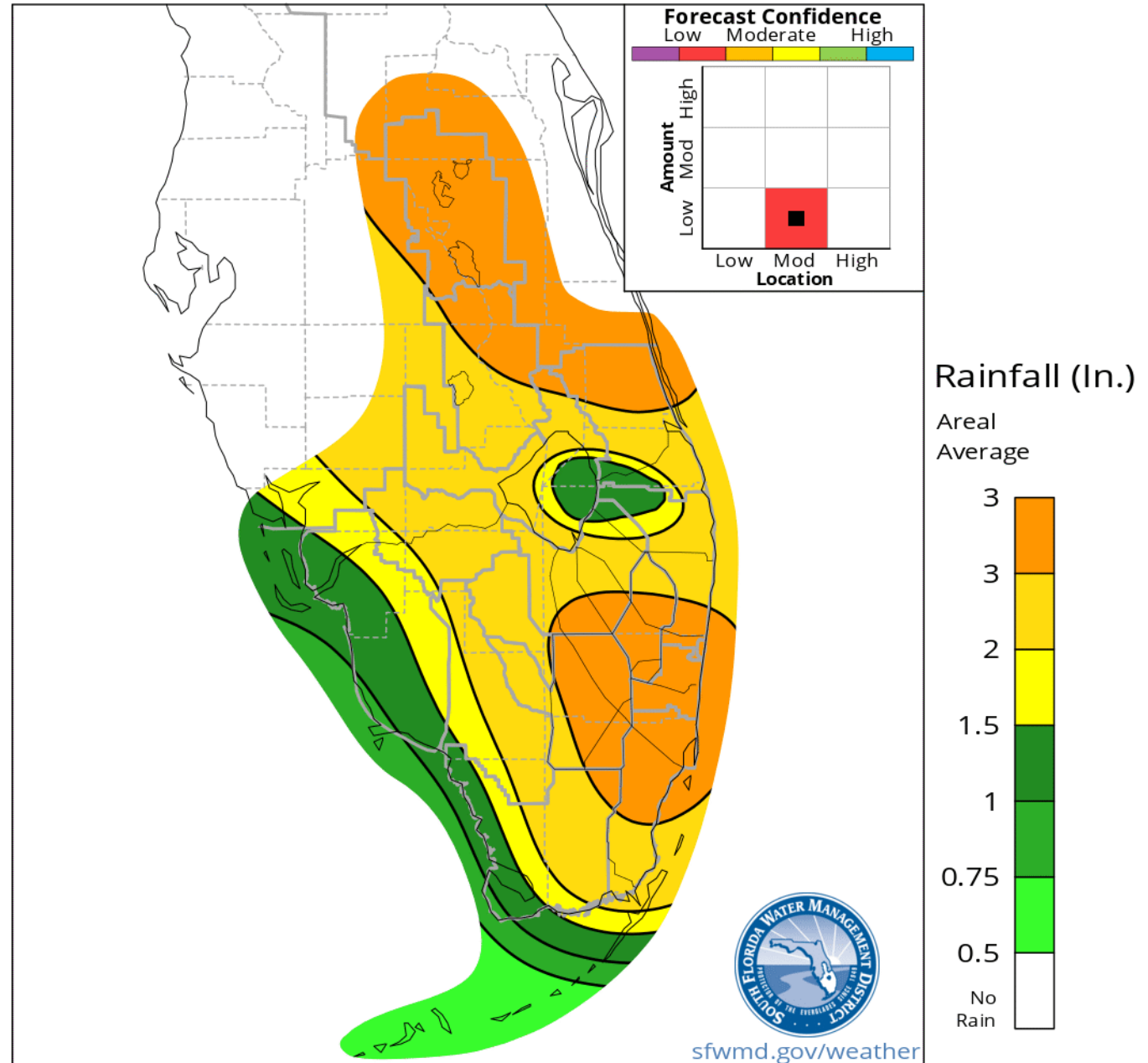
SFWMD/Daily Rainfall Report
 5/21/2026 to 5/27/2026



SFWMD Quantitative Precipitation Forecast (QPF)

Days 1-7 Total Accumulated Precipitation

The forecast for the next 7 days is for 2.54 inches which is 0.78 inches above average



Questions