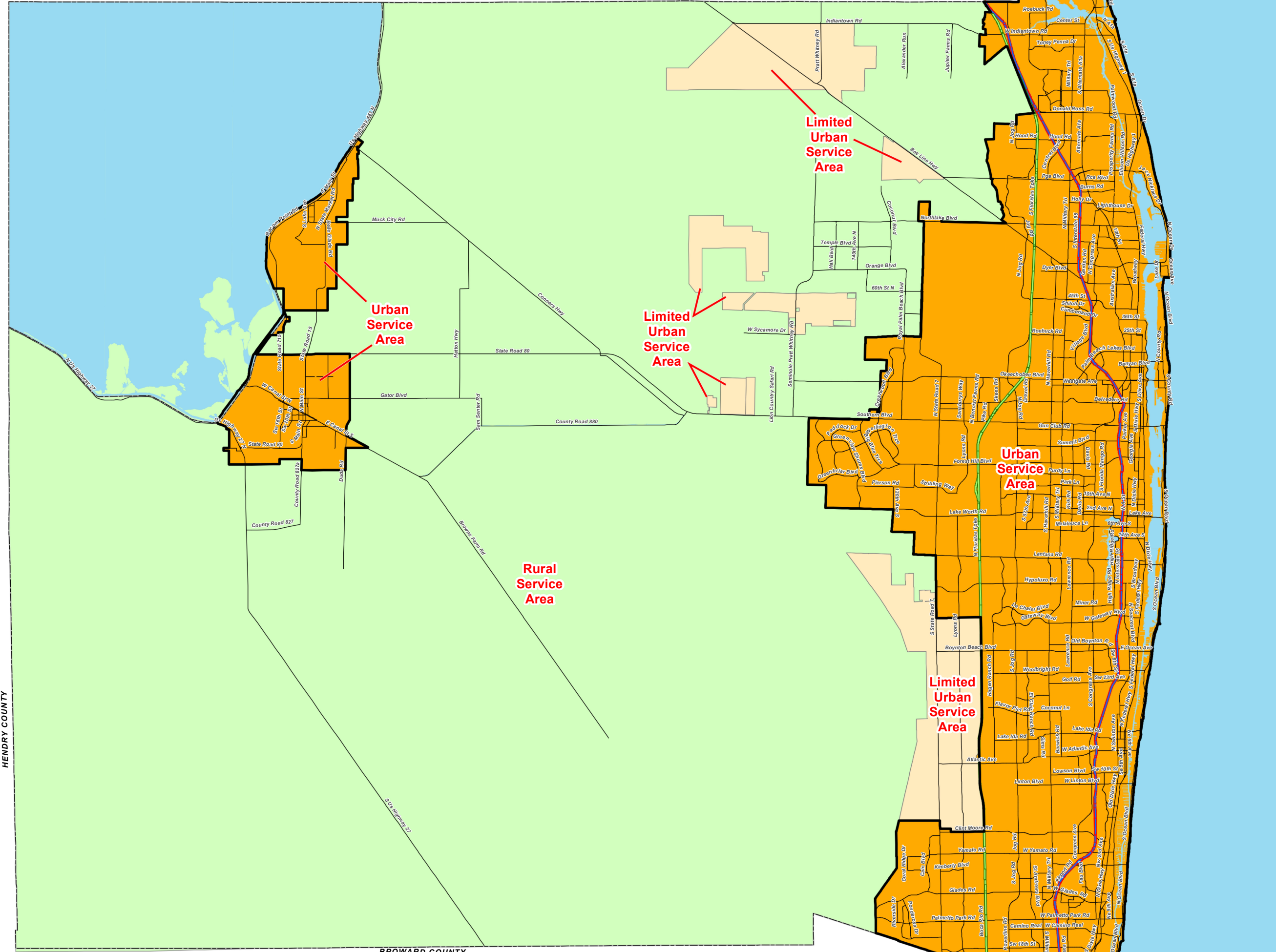





MARTIN COUNTY



**MAP LU 2.1  
SERVICE AREAS**

-  Urban Service Area
-  Limited Urban Service Area
-  Rural Service Area

LUSA Note:  
A LUSA is designated per Land Use Element Policy 3.3-a

RSA Note:  
The Rural Service Area includes all land within the County not lying within the Urban Service Area or the Limited Urban Service Areas

SOURCES: PBC Planning Division

Last Amended In Round 24-A by Ord. 2024-007



**PALM BEACH COUNTY  
COMPREHENSIVE PLAN  
MAP SERIES**



Effective Date: 05/31/2024  
Filename: N:\Map Series\MXDs\Adopted  
Contact: PBC Planning Dept.

HENDRY COUNTY

BROWARD COUNTY