



Monthly Infrastructure Sales Tax Project Report

Large Cap Projects

Data Date: 4/15/2021

Report Date: 5/6/2021

DESCRIPTION/TEAM

SCOPE

PHOTO

Project Title: Headquarters R&R

Project Number: 11206
 BCC District: 02
 Delivery Method: Construction Management
 Category: S06-Sheriff - FDO
 Status: Design
 Designer: Leo Daly
 Contractor: Kast Construction
 Project Manager: Jim Daley

The project consists of the exterior hardening of the entire building consisting of new exterior walls, impact resistant doors and windows, roof replacement and structural tie-ins as well as the R&R of all major building systems and interior renovation of approx. 75% of the building. As part of the project, the Board has also approved the temp. relocation of employees occupying approx. 70% of the space to ensure continuity of operations during the construction, reduce the overall duration of the project and therefore total project cost. This project is funded in:
 FY 2017 IST \$1,600,000
 FY 2019 IST \$11,047,000
 FY 2020 IST \$10,835,000
 FY 2021 IST \$9,220,000



SCHEDULE SUMMARY

	Original	Actual
Project Start	3/14/2016	3/14/2016
Design Start	5/9/2017	5/9/2017
Construction Start	1/31/2019	3/22/2021
Substantial Completion	1/31/2022	
Project Completion	2/28/2022	

PARTICIPATION

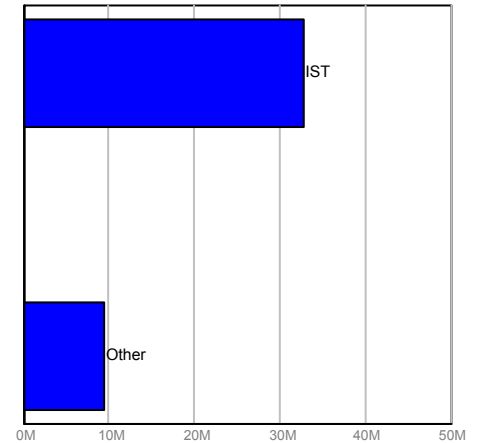
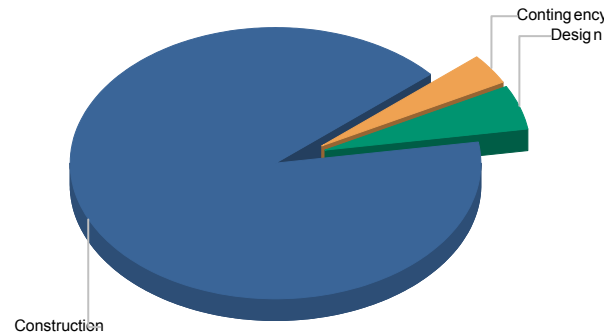
Consultant

SBE 24.71%
 Local 100%
 WBE N/A
 MBE N/A

Contractor

SBE 12.75%
 Local 100%
 WBE N/A
 MBE N/A

FUNDING



Current Budget

Fund Source

FINANCIAL SUMMARY

	Project Budget	Committed	% Committed	Paid To Date
	A	B	C=B/A	D
Design	\$2,274,200	\$2,639,951	116.08%	\$1,971,892
Construction	\$38,378,000	\$35,089,813	91.43%	\$914,725
Furniture, Fixtures & Equipment	\$0	\$163,007	0.00%	\$375
Other	\$0	\$27,033	0.00%	\$27,033
Contingency	\$1,418,800	\$0	0.00%	\$0
TOTAL	\$42,071,000	\$37,919,804	90.13%	\$2,914,025

NOTES

Kast has started demolition of the ceiling for asbestos abatement. The abatement crew (Simpson) started this week and will continue for 37 days. Kast has outside crews starting on landscaping demo. All the fence for phase 1 is set up and the scaffolding over the doorway entrances. Field trailer is set up.



Monthly Infrastructure Sales Tax Project Report

Large Cap Projects

Data Date: 4/15/2021

Report Date: 5/6/2021

DESCRIPTION/TEAM

SCOPE

PHOTO

Project Title: Ocean Inlet Park and Marina Renovation

Project Number: 13367
 BCC District: 04
 Delivery Method: TBD
 Category: P08-Public Building Repair Replacement & Expans
 Status: Design
 Designer: Alan Gerwig & Associates, Inc.
 Contractor: TBD
 Project Manager: Rich Avery

The project consists of the replacement of marina components as well as new components including bulkhead wall, floating docks, floating finger docks, fixed dock, boat lifts, floating wave attenuator, landscaping, and replacement of the current Marina/Restroom and concession buildings. The project will be constructed in two phases. Phase one will consist of marina bulkhead, dock reconstruction and wave attenuator construction. The remaining scope to be completed during phase 2.

Total available funding for this project consists of \$2,500,000 FY18 IST funds, \$2,500,000 FY20 Find Grant funds. Future funding consists of \$2,500,000 FY23 IST funds and shown as "Future Funding" within the current budget.



SCHEDULE SUMMARY

	Original	Actual
Phase I Start	2/5/2018	2/4/2018
Design Start	10/22/2018	10/22/2018
Construction Start	12/3/2019	
Substantial Completion	11/3/2020	

PARTICIPATION

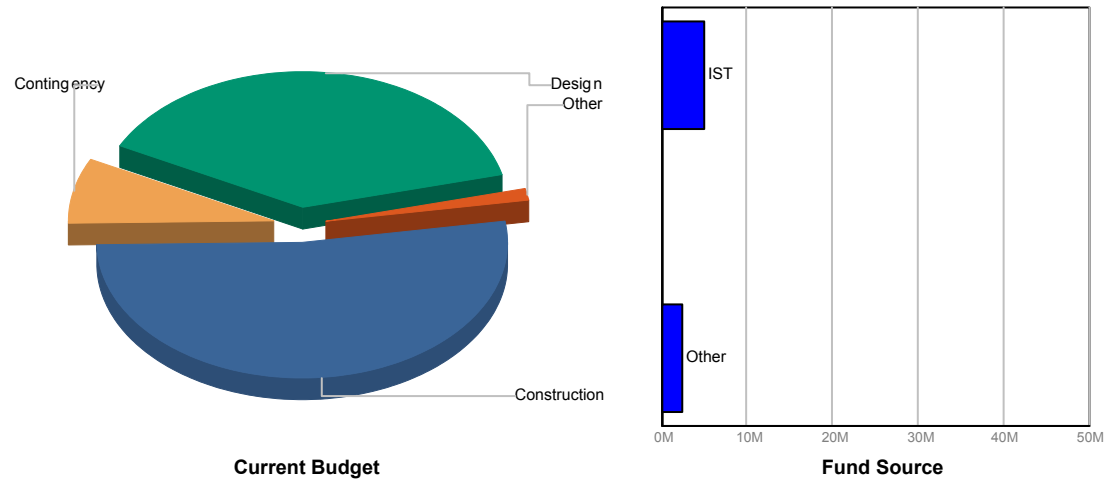
Consultant

SBE 82.50%
 Local 100%
 WBE N/A
 MBE N/A

Contractor

SBE TBD
 Local TBD
 WBE TBD
 MBE TBD

FUNDING



FINANCIAL SUMMARY

	Project Budget	Committed	% Committed	Paid To Date
	A	B	C=B/A	D
Design	\$2,885,300	\$247,404	8.57%	\$247,404
Construction	\$3,906,200	\$0	0.00%	\$0
Other	\$108,500	\$82,207	75.77%	\$82,207
Contingency	\$600,000	\$0	0.00%	\$0
TOTAL	\$7,500,000	\$329,611	4.39%	\$329,611

NOTES

No status change. Bids have been received; however, one of the bidders has filed a protest. Awaiting direction to continue.



Monthly Infrastructure Sales Tax Project Report

Large Cap Projects

Data Date: 4/15/2021

Report Date: 5/6/2021

DESCRIPTION/TEAM

SCOPE

PHOTO

Project Title: Evidence Building

Project Number: 14218
 BCC District: 02
 Delivery Method: Construction Management
 Category: S06-Sheriff - FDO
 Status: Design
 Designer: Leo Daly
 Contractor: Pirtle Construction
 Project Manager: Jeffrey Halverson

The project consists of a new 2-story Evidence Storage/Crime Scene/Crime Lab Facility (Approximately 87,000 GSF) and a 12,000 GSF metal building for impound vehicle storage. The main facility will house property seized by the Sheriff's Office, Administrative Offices, Evidence Processing via the crime scene investigation unit and the crime lab. Monitored cameras, motion detectors, and restricted access with electronic logging will be provided. The facility will accommodate secure vehicle garage bays that can store large vehicles (i.e. 56' long trailers) holding evidence for investigation or transport. Site Development (16 Acres) to include user parking (public, booking officers & staff), a fenced/gated impound lot (350 surface spaces) and a limited area of covered parking.



Palm Beach County Sheriff's Office Forensic Facility



SCHEDULE SUMMARY

	Original	Actual
Substantial Completion	11/5/2019	10/30/2020
Project Completion	11/26/2019	
Project Start	3/30/2016	12/21/2016
Design Start	6/28/2017	6/28/2017
Construction Start	7/5/2018	4/29/2019

PARTICIPATION

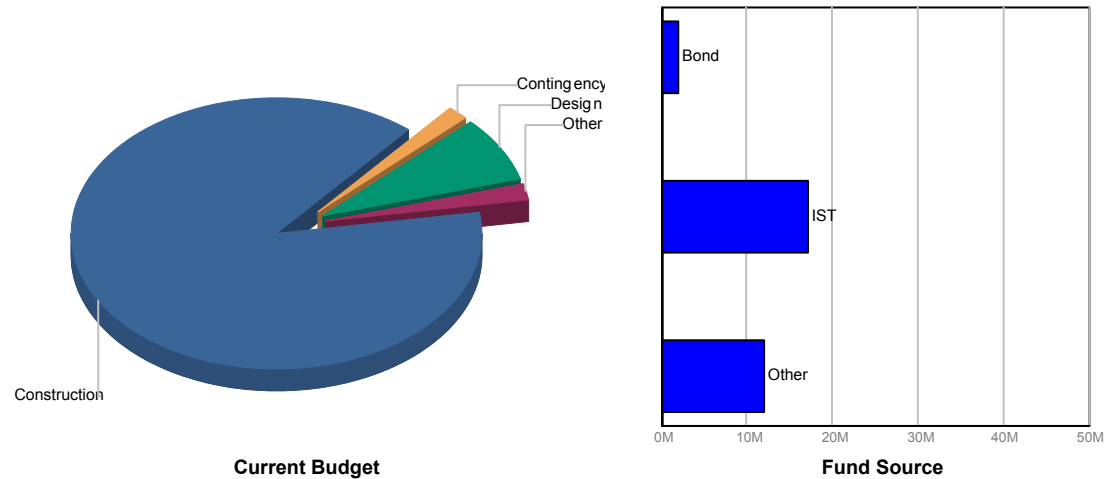
Consultant

SBE 33.21%
 Local 78.96%
 WBE N/A
 MBE N/A

Contractor

SBE 21.60%
 Local 55%
 WBE N/A
 MBE N/A

FUNDING



FINANCIAL SUMMARY

	Project Budget	Committed	% Committed	Paid To Date
	A	B	C=B/A	D
Design	\$2,461,526	\$2,370,276	96.29%	\$1,952,785
Construction	\$27,680,589	\$27,649,688	99.89%	\$19,192,942
Furniture, Fixtures & Equipment	\$0	\$0	0.00%	\$0
Other	\$602,158	\$192,346	31.94%	\$192,346
Contingency	\$492,268	\$3,672	0.75%	\$3,672
TOTAL	\$31,236,542	\$30,215,982	96.73%	\$21,341,746

NOTES

Final adjustments to HVAC in progress. Processing submittal to PZB for rooftop screening. Processing CCP's and UD and CRC items to closeout the project. The funding sources for this project are as follows: Bond \$2M, Impact Fees \$6.7M, Ad Valorem \$1.2M, and IST \$21,336,540 for a total Project Budget of \$31,236,542.



Monthly Infrastructure Sales Tax Project Report

Large Cap Projects

Data Date: 4/15/2021

Report Date: 5/6/2021

DESCRIPTION/TEAM

SCOPE

PHOTO

Project Title: CR 880 Canal Bank Stabilization

Project Number: 1448
 BCC District: 06
 Delivery Method: Bid Contract Award
 Category: C02-CR 880 Canal Bank Stabilization
 Status: Construction
 Designer: Wantman Group
 Contractor: Dickerson Florida, Inc.
 Project Manager: Holly Knight

This project will repair, restore, and stabilize the embankment along a portion of County Road 880. The South Florida Water Management District's L-13 Canal parallels and is very close to County Road 880. The embankment area for County Road 880 to the canal is minimal. The undermining of the County Road 880 embankment continues due to storm events and increased South Florida Water Management District pumping and has progressively deteriorated. Repair of the embankment is necessary to prevent the eventual collapse of County Road 880 and to ensure the integrity of County Road 880 and provide a safe roadway for the public.
 IST Funds: FY17 \$1,000,000 FY18 \$2,000,000 FY24 \$2,000,000.



SCHEDULE SUMMARY

	Original	Actual
Construction Notice to Proceed	6/5/2017	6/5/2017
Phase III Construction Complete	11/2/2017	10/20/2017
Phase IV-Construction Complete	12/1/2018	3/27/2019
Phase IV-Construction Notice to Proceed	6/1/2018	7/9/2018
Phase V-Construction Notice to Proceed	6/1/2019	7/1/2019
Phase V-Construction Complete	12/1/2019	11/20/2019

PARTICIPATION

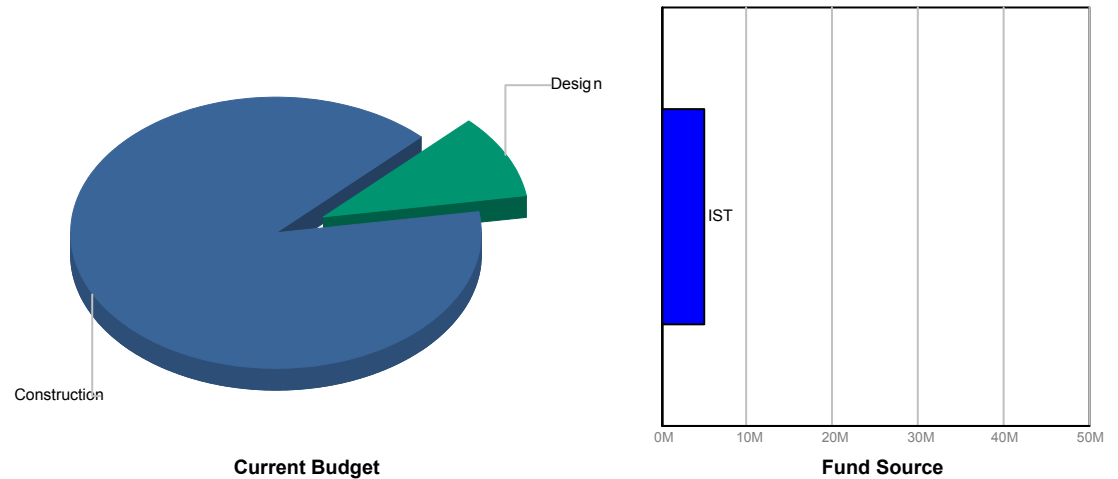
Consultant

SBE 15%
 Local 100%
 WBE 0%
 MBE 0%

Contractor

SBE 23.4%
 Local 23.4%
 WBE 0%
 MBE 0%

FUNDING



FINANCIAL SUMMARY

	Project Budget	Committed	% Committed	Paid To Date
	A	B	C=B/A	D
Design	\$500,000	\$75,698	15.14%	\$75,698
Construction	\$4,500,000	\$2,537,336	56.39%	\$2,311,606
Contingency	\$0	\$0	0.00%	\$0
TOTAL	\$5,000,000	\$2,613,034	52.26%	\$2,387,304

NOTES

Phases I and II (constructing adjacent locations) were completed in FY 2015 and FY 2016 using non-IST funding. Phase III construction is funded at \$1,000,000 in FY 2017. Construction for Phases IV & V are funded at \$2,000,000 in FY 2018. Construction is complete for Phases III, IV and V. Project will recommence upon arrival of FY 2024 funding.



Monthly Infrastructure Sales Tax Project Report

Large Cap Projects

Data Date: 4/15/2021

Report Date: 5/6/2021

DESCRIPTION/TEAM

SCOPE

PHOTO

Project Title: Main Detention Center Electronics

Project Number: 15218
 BCC District: 02
 Delivery Method: Construction Management
 Category: S06-Sheriff - FDO
 Status: Construction
 Designer: Leo A. Daly
 Contractor: Hedrick Brothers Construction
 Project Manager: Jeffrey Halverson

Phase II - Electronics for the South, East, and West Towers at the Main Detention Center, which have continually operated since the early 1980's. These systems include door controls, intercom, nurse's call system, CCTV, upgrade of EST3 software for fire alarm and new infrastructure for the future expansion of the CCTV system.
 Main Detention Center Electronics (B594) IST Funding
 FY 2017 IST \$5,600,000
 FY 2018 IST \$4,700,000
 The total Electronics budget is \$11,235,851 of which \$1,021,161 is funded through Ad Valorem.



SCHEDULE SUMMARY

	Original	Actual
Project Start	7/9/2015	6/9/2015
Design Start	6/21/2016	6/21/2016
Construction Start	3/19/2018	5/17/2018
Substantial Completion	3/15/2022	8/10/2020
Project Completion	6/30/2022	

PARTICIPATION

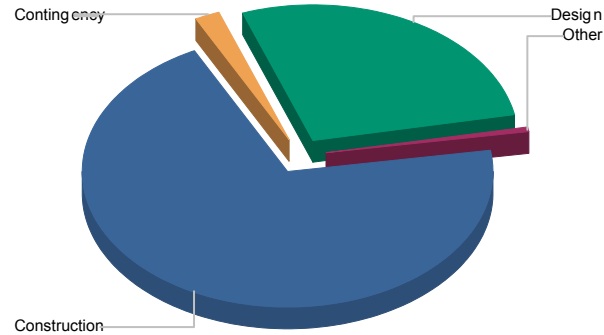
Consultant

SBE 22.60%
 Local 67%
 WBE N/A
 MBE N/A

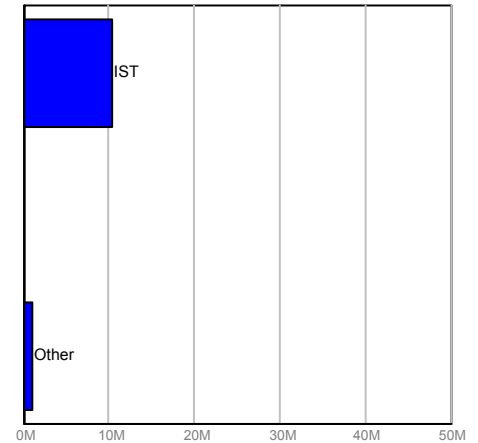
Contractor

SBE 76.79%
 Local 80%
 WBE N/A
 MBE N/A

FUNDING



Current Budget



Fund Source

FINANCIAL SUMMARY

	Project Budget	Committed	% Committed	Paid To Date
	A	B	C=B/A	D
Design	\$3,096,507	\$3,053,730	98.62%	\$2,855,440
Construction	\$7,868,421	\$7,157,168	90.96%	\$7,046,538
Furniture, Fixtures & Equipment	\$0	\$0	0.00%	\$0
Other	\$55,740	\$59,101	106.03%	\$59,101
Contingency	\$215,183	\$0	0.00%	\$0
TOTAL	\$11,235,851	\$10,269,999	91.40%	\$9,961,079

NOTES

No status change. We are processing a change order for approval for the credit we are to receive from the construction manager. This positive balance will be the subject of a future transfer.



Monthly Infrastructure Sales Tax Project Report

Large Cap Projects

Data Date: 4/15/2021

Report Date: 5/6/2021

DESCRIPTION/TEAM

SCOPE

PHOTO

Project Title: Palm Beach Lakes Blvd over FEC R/R

This project will rehabilitate an existing bridge that was built over 50 years ago. The project will improve traffic safety (lane widths, pedestrian barrier, railings) and may involve other improvements such as shoulders, bike lanes, and sidewalks.



Project Number: 1532
 BCC District: 07
 Delivery Method: Design CCNA
 Category: B04-Bridge Modifications
 Status: Design
 Designer: HNTB
 Contractor: TBD
 Project Manager: Kathleen Farrell

SCHEDULE SUMMARY

	Original	Actual
Project Start	9/30/2017	9/30/2017
Consultant Procurement Finish	9/3/2019	12/1/2019
Study Start	4/7/2020	4/7/2020
Design Complete	6/1/2024	
Permit Application	2/1/2023	
Permit Issued	1/1/2024	
Construction Start	4/1/2025	
Construction Complete	4/1/2027	
Study Complete	11/11/2021	
Design Start	2/1/2022	

PARTICIPATION

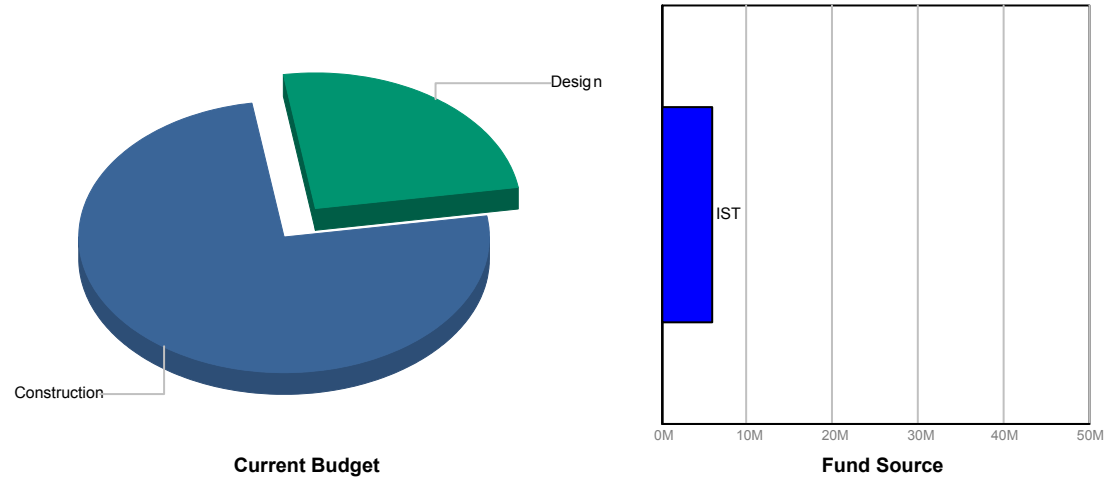
Consultant

- SBE 36.5%
- Local 96%
- WBE TBD
- MBE TBD

Contractor

- SBE TBD
- Local TBD
- WBE TBD
- MBE TBD

FUNDING



FINANCIAL SUMMARY

	Project Budget	Committed	% Committed	Paid To Date
	A	B	C=B/A	D
Design	\$1,500,000	\$343,740	22.92%	\$174,840
Construction	\$4,500,000	\$603	0.01%	\$603
Other	\$0	\$15,327	0.00%	\$15,327
Contingency	\$0	\$0	0.00%	\$0
TOTAL	\$6,000,000	\$359,670	5.99%	\$190,770

NOTES

The project is in the coordination stage with stakeholders including the City of West Palm Beach and the Community Redevelopment Agency to determine scope and design parameters for the rehabilitation of the bridge superstructure. This project is funded for design in FY 2017. Construction is currently included in the plan for FY 2021. The first phase of design (Study & Stakeholder Coordination) started on 4/7/2020.



Monthly Infrastructure Sales Tax Project Report

Large Cap Projects

Data Date: 4/15/2021

Report Date: 5/6/2021

DESCRIPTION/TEAM

SCOPE

PHOTO

Project Title: Sections of Jog Road
Project Number: 1537
BCC District: Multiple
Delivery Method: Annual Striping Contract
Category: S16-Striping
Status: Construction
Designer: N/A
Contractor: Oglesby
Project Manager: Larry Kelly

This project consists of restriping sections of Jog Road.
 FY 2017 \$350,000
 FY 2021 \$150,000
 FY 2022 \$100,000
 FY 2023 \$100,000
 FY 2024 \$200,000
 FY 2026 \$200,000



SCHEDULE SUMMARY

PARTICIPATION

FUNDING

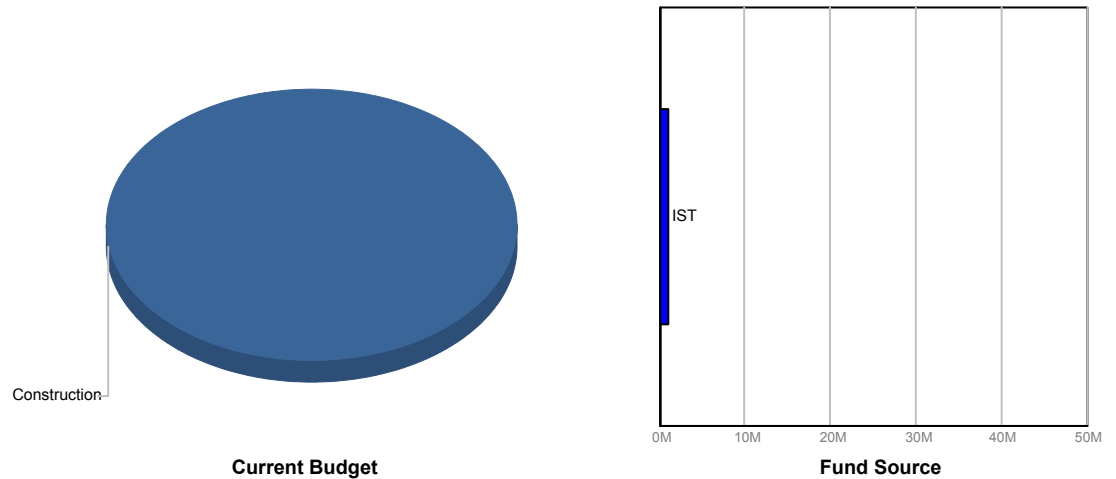
	Original	Actual
10th Avenue N. to Summit Complete	1/22/2018	1/22/2018
Summit to Gun Club Complete	9/20/2017	9/20/2017
PGA to Hood Complete	10/31/2017	10/31/2017
Wallis to Roebuck Complete	3/7/2018	3/7/2018
Glades to NW 55th St.	3/19/2019	3/19/2019
Gateway to S. of Hypoluxo Complete	12/17/2018	10/18/2018
Hood to Donald Ross	12/2/2020	12/12/2020
N. Oriole to Lake Ida	4/3/2021	3/9/2021

Consultant

SBE N/A
 Local N/A
 WBE N/A
 MBE N/A

Contractor

SBE 61%
 Local 61%
 WBE 0%
 MBE 0%



FINANCIAL SUMMARY

NOTES

	Project Budget	Committed	% Committed	Paid To Date
	A	B	C=B/A	D
Design	\$0	\$0	0.00%	\$0
Construction	\$1,100,000	\$363,557	33.05%	\$363,557
Contingency	\$0	\$0	0.00%	\$0
TOTAL	\$1,100,000	\$363,557	33.05%	\$363,557

Jog Road is a North-South major County thoroughfare. This project consists of re-striping sections of Jog Road. The restriping scheduled for FY2017 has been completed.



Monthly Infrastructure Sales Tax Project Report

Large Cap Projects

Data Date: 4/15/2021

Report Date: 5/6/2021

DESCRIPTION/TEAM

SCOPE

PHOTO

Project Title: CR 880

Resurfacing approximately 2 miles (4 lane miles) of a portion of County Road 880 from Main Street to S.R. 80 each year.



Project Number: 1539
 BCC District: 06
 Delivery Method: Annual Construction Contract
 Category: R04-Resurfacing
 Status: Construction
 Designer: N/A
 Contractor: Community
 Project Manager: Mark Kroeger

SCHEDULE SUMMARY

	Original	Actual
FY 2017 Construction Complete	12/22/2017	12/22/2017
FY 2018 Construction Complete	12/7/2018	11/30/2018
FY 2019 Construction Complete	12/31/2019	11/1/2019
FY 2020 Construction Complete	12/18/2020	12/3/2020
FY2021 Construction Complete	12/17/2021	

PARTICIPATION

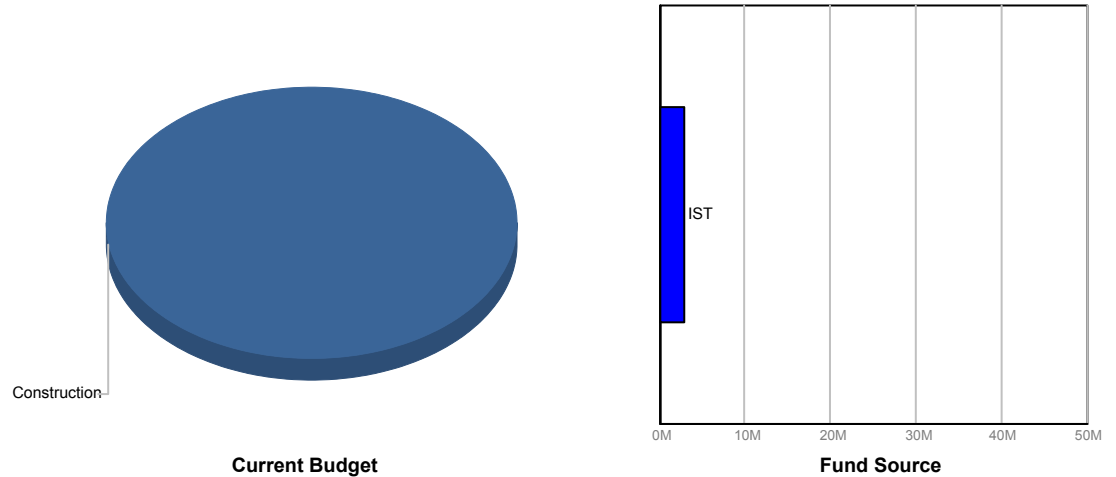
Consultant

SBE N/A
 Local N/A
 WBE N/A
 MBE N/A

Contractor

SBE 8.7%
 Local 95.8%
 WBE 0%
 MBE 0%

FUNDING



FINANCIAL SUMMARY

	Project Budget	Committed	% Committed	Paid To Date
	A	B	C=B/A	D
Design	\$0	\$2,169	0.00%	\$2,169
Construction	\$3,000,000	\$1,008,590	33.62%	\$1,008,590
Contingency	\$0	\$0	0.00%	\$0
TOTAL	\$3,000,000	\$1,010,758	33.69%	\$1,010,758

NOTES

County Road 880 is approximately 19 miles in length. This project entails resurfacing a portion (\$300,000) of County Road 880 each year. Construction complete for FY2017 thru 2020.



Monthly Infrastructure Sales Tax Project Report

Large Cap Projects

Data Date: 4/15/2021

Report Date: 5/6/2021

DESCRIPTION/TEAM

SCOPE

PHOTO

Project Title: Brown's Farms Road

Resurfacing approximately 2 miles (4 lane miles) of a portion of Brown's Farm Road from CR 880 to South Terminus each year.

Project Number: 1540
 BCC District: 06
 Delivery Method: Annual Construction Contract
 Category: R04-Resurfacing
 Status: Construction
 Designer: N/A
 Contractor: Community
 Project Manager: Mark Kroeger



SCHEDULE SUMMARY

PARTICIPATION

FUNDING

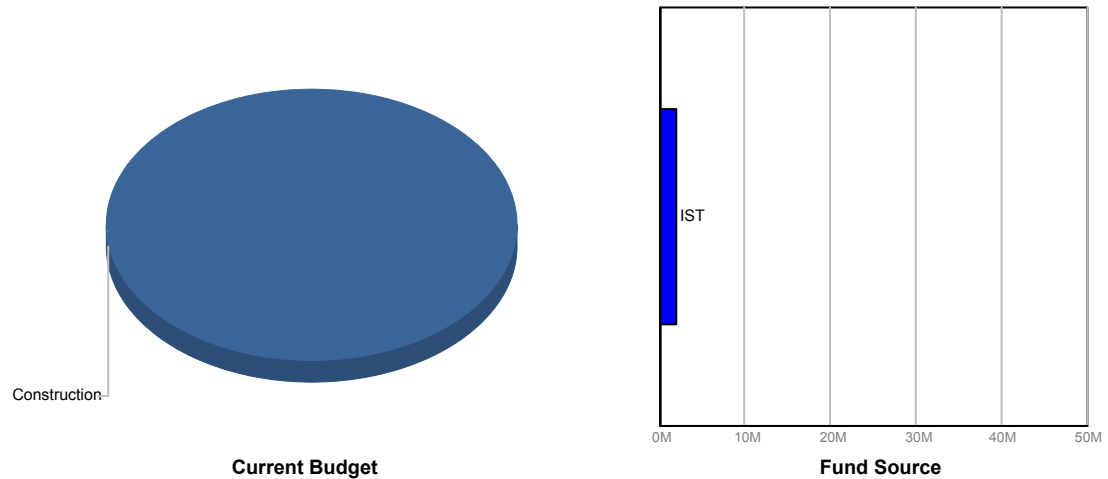
	Original	Actual
FY2021 Construction Complete	12/17/2021	
FY 2020 Construction Complete	12/18/2020	12/2/2020
FY 2019 Construction Complete	12/31/2019	11/1/2019
FY 2017 Construction Complete	12/22/2017	12/22/2017
FY 2018 Construction Complete	12/1/2018	11/30/2018

Consultant

SBE N/A
 Local N/A
 WBE N/A
 MBE N/A

Contractor

SBE 7.4%
 Local 94.4%
 WBE 0%
 MBE 0%



FINANCIAL SUMMARY

NOTES

	Project Budget	Committed	% Committed	Paid To Date
	A	B	C=B/A	D
Design	\$0	\$1,515	0.00%	\$1,515
Construction	\$2,000,000	\$810,378	40.52%	\$810,378
Contingency	\$0	\$0	0.00%	\$0
TOTAL	\$2,000,000	\$811,893	40.59%	\$811,893

Brown's Farm Road is approximately 14 miles in length. This project entails resurfacing a portion (\$200,000) of Brown's Farm Road each year. Construction complete for FY2017 thru 2020.



Monthly Infrastructure Sales Tax Project Report

Large Cap Projects

Data Date: 4/15/2021

Report Date: 5/6/2021

DESCRIPTION/TEAM

SCOPE

PHOTO

Project Title: Prosperity Farms Rd. over SFWMD C-17 Canal (934116)
Project Number: 1555
BCC District: 01
Delivery Method: Design CCNA
Category: B08-Bridge Replacements
Status: Design
Designer: Scalar
Contractor: TBD - (bid)
Project Manager: David Young

This project will replace an existing bridge that was built over 60 years ago. The new bridge will improve traffic safety (lane widths, bike lanes, parapets), improve roadway drainage, and enhance pedestrian sidewalk safety. Note the current bridge is weight restricted.



SCHEDULE SUMMARY

PARTICIPATION

FUNDING

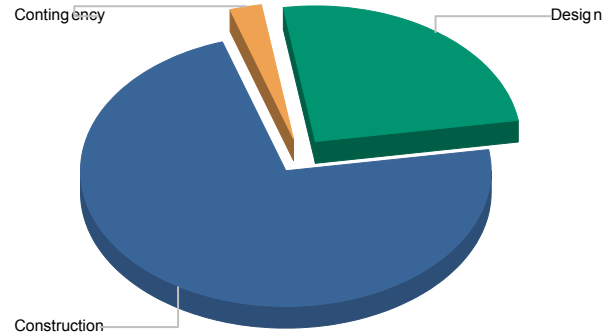
	Original	Actual
Design Contract Notice to Proceed	11/19/2019	11/19/2019
Design Completion	2/1/2022	
Construction Bid Date	6/1/2022	
Construction Start	10/1/2022	
Construction Complete	10/1/2024	

Consultant

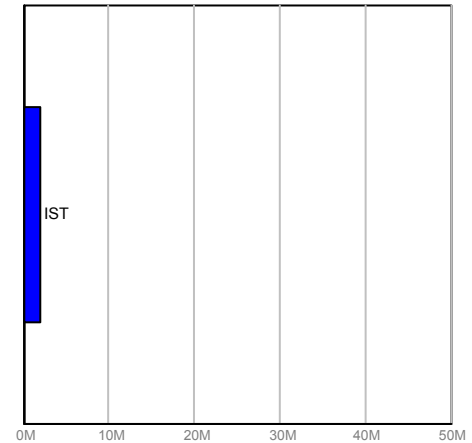
SBE 98%
 Local 100%
 WBE 0%
 MBE 0%

Contractor

SBE TBD
 Local TBD
 WBE TBD
 MBE TBD



Current Budget



Fund Source

FINANCIAL SUMMARY

NOTES

	Project Budget	Committed	% Committed	Paid To Date
	A	B	C=B/A	D
Design	\$500,000	\$481,500	96.30%	\$172,727
Construction	\$1,450,000	\$5,003	0.35%	\$5,003
Contingency	\$50,000	\$8,365	16.73%	\$8,365
TOTAL	\$2,000,000	\$494,868	24.74%	\$186,094

This project is under design. Construction is funded in the plan for FY 2021.



Monthly Infrastructure Sales Tax Project Report

Large Cap Projects

Data Date: 4/15/2021

Report Date: 5/6/2021

DESCRIPTION/TEAM

SCOPE

PHOTO

Project Title: Belvedere Rd over E-3 canal (934205 & 934206)
Project Number: 1556
BCC District: 02
Delivery Method: Design CCNA
Category: B08-Bridge Replacements
Status: Design
Designer: Stantec
Contractor: TBD (bid)
Project Manager: Kathleen Farrell

This project will replace the existing bridges that were built over 40 years ago. The new bridge(s) will improve traffic safety (lane widths, bike lanes, parapets), update the guardrail system, improve roadway drainage, restore the slope protection, and enhance pedestrian sidewalk safety.



SCHEDULE SUMMARY

	Original	Actual
Design Contract Notice to Proceed	10/22/2019	10/22/2019
Design Completion	12/1/2021	
Construction Bid Date	3/1/2022	
Construction Start	8/1/2022	
Construction Complete	3/1/2024	

PARTICIPATION

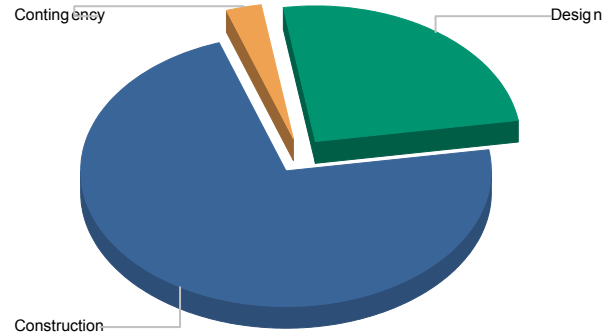
Consultant

SBE 30%
 Local 100%
 WBE 0%
 MBE 0%

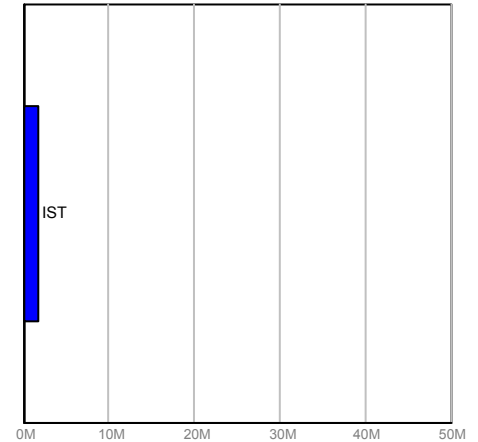
Contractor

SBE TBD
 Local TBD
 WBE TBD
 MBE TBD

FUNDING



Current Budget



Fund Source

FINANCIAL SUMMARY

	Project Budget	Committed	% Committed	Paid To Date
	A	B	C=B/A	D
Design	\$450,000	\$359,786	79.95%	\$179,298
Construction	\$1,300,000	\$3,746	0.29%	\$3,746
Contingency	\$50,000	\$0	0.00%	\$0
TOTAL	\$1,800,000	\$363,533	20.20%	\$183,044

NOTES

This project is under design. Construction is funded in the plan for FY 2021.



Monthly Infrastructure Sales Tax Project Report

Large Cap Projects

Data Date: 4/15/2021

Report Date: 5/6/2021

DESCRIPTION/TEAM

SCOPE

PHOTO

Project Title: Various other locations Countywide

Project Number: 1558
 BCC District: Multiple
 Delivery Method: Annual Construction Contract
 Category: D02-Drainage (Pipe Replacements)
 Status: Construction
 Designer: N/A
 Contractor: Hinterland
 Project Manager: Mark Kroeger

This project will repair and/or replace existing pipe culverts and drainage structures along various roads and canals Countywide. These repairs are needed in order to properly drain and maintain the various roads and canals in a safe operating condition.



SCHEDULE SUMMARY

PARTICIPATION

FUNDING

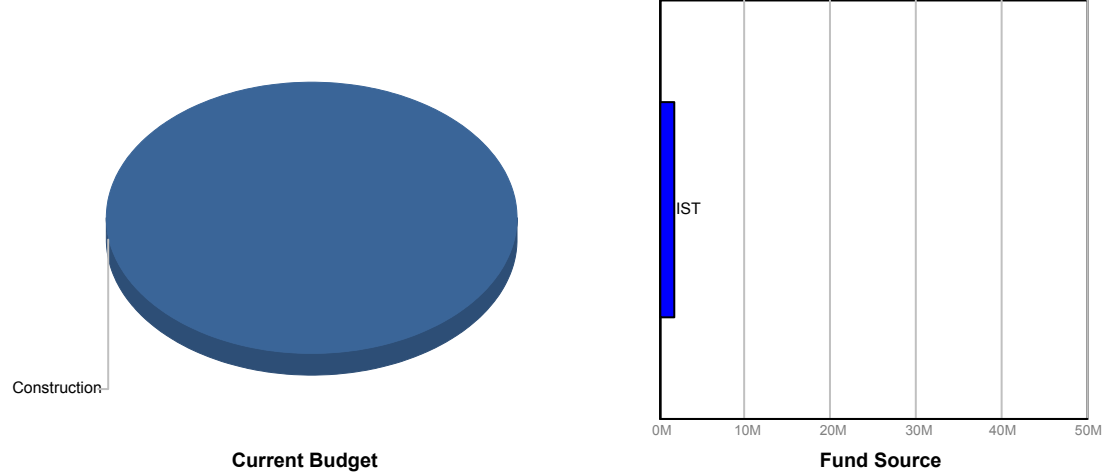
	Original	Actual
Jupiter Farms (133rd Rd. & 156th St.)	8/1/2018	3/12/2018
1069 Edgehill Road	8/15/2018	6/12/2018
Limestone Creek & Palm Garden St.	8/1/2018	7/17/2018
3261 Atlantic Road	8/15/2018	7/1/2018
Van Buren Road @ E-3 Canal	8/1/2018	6/15/2018
Jupiter Farms (4 locates)	10/15/2018	8/21/2018
6361 Wood Lake Rd./19650 Red Maple F	10/1/2018	10/1/2018
19598 Trails End Terrace	9/15/2018	8/20/2018
19582 Trails End Terrace	9/1/2018	9/1/2018
6558 Wood Lake Road	9/15/2018	9/14/2018
6126 Wood Lake Road	10/15/2018	12/12/2018
6528 Wood Lake Road	11/1/2018	12/12/2018
Whispering Trail Community	6/1/2019	7/9/2019

Consultant

SBE	N/A
Local	N/A
WBE	N/A
MBE	N/A

Contractor

SBE	100%
Local	100%
WBE	0%
MBE	0%



FINANCIAL SUMMARY

NOTES

	Project Budget	Committed	% Committed	Paid To Date
	A	B	C=B/A	D
Construction	\$1,700,000	\$618,960	36.41%	\$618,960
Contingency	\$0	\$0	0.00%	\$0
TOTAL	\$1,700,000	\$618,960	36.41%	\$618,960

This project is funded in:
 FY 2018 \$500,000, FY 2021 \$500,000, FY 2022 \$200,000
 FY 2023 \$200,000, FY 2024 \$200,000, FY 2025 \$100,000

The total project is estimated at \$1,700,000.



Monthly Infrastructure Sales Tax Project Report

Large Cap Projects

Data Date: 4/15/2021

Report Date: 5/6/2021

DESCRIPTION/TEAM

SCOPE

PHOTO

Project Title: Video Detection (80 +/- intersection)

This project will replace the traffic detection at numerous signalized intersections from the existing inductive loop system to video detection. The video detection system is more reliable and easier to maintain.



Project Number: 1580
 BCC District: Multiple
 Delivery Method: Annual Traffic Signals Contract
 Category: S08-Signals and Signal Systems
 Status: Construction
 Designer: N/A
 Contractor: Gerelco
 Project Manager: Fattoush Jafar

SCHEDULE SUMMARY

	Original	Actual
Woolbright & Hagen Ranch	11/1/2018	4/4/2019
Belvedere & Country Club Road	12/1/2018	4/4/2019
Palm Beach Lakes & Wellesley	1/1/2019	4/4/2019
Military Tr. & Garden Lake	8/1/2018	11/21/2018
Gateway & Renaissance Commons	9/1/2018	4/3/2019
Australian & Turnage	10/1/2018	1/7/2019

PARTICIPATION

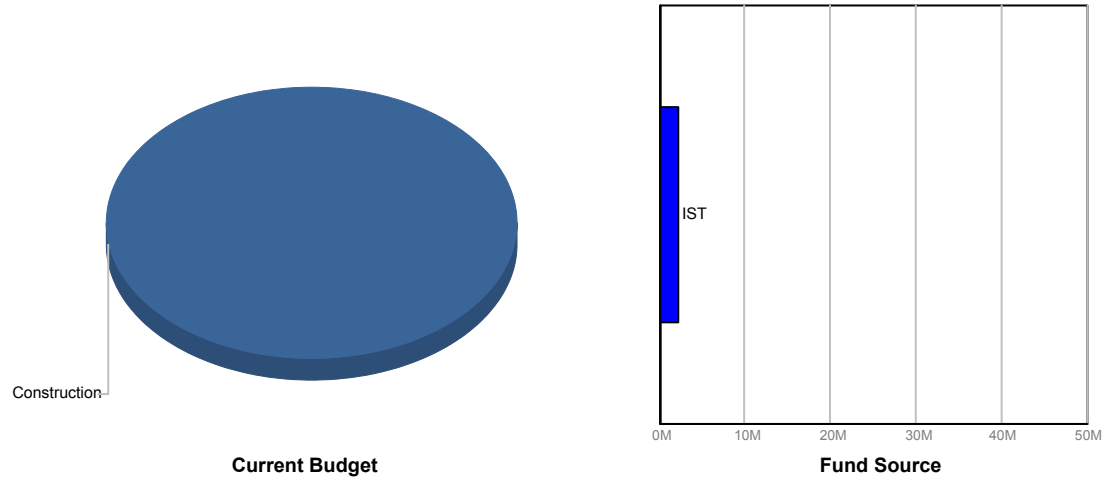
Consultant

SBE N/A
 Local N/A
 WBE N/A
 MBE N/A

Contractor

SBE 0%
 Local 23%
 WBE 0%
 MBE 0%

FUNDING



FINANCIAL SUMMARY

	Project Budget	Committed	% Committed	Paid To Date
	A	B	C=B/A	D
Construction	\$2,200,000	\$199,000	9.05%	\$199,000
Contingency	\$0	\$0	0.00%	\$0
TOTAL	\$2,200,000	\$199,000	9.05%	\$199,000

NOTES

Work has been completed at six intersections. This project is funded in:
 FY 2018 \$200,000
 FY 2023 \$300,000
 FY 2024 \$800,000
 FY 2026 \$900,000
 The total project is estimated at \$2,200,000.



Monthly Infrastructure Sales Tax Project Report

Large Cap Projects

Data Date: 4/15/2021

Report Date: 5/6/2021

DESCRIPTION/TEAM

SCOPE

PHOTO

Project Title: FY 2018 Street Lighting LED Replacements - Countywide
Project Number: 1581
BCC District: CW
Delivery Method: Florida Power and Light
Category: S14-Street Lighting
Status: Construction
Designer: Florida Power and Light
Contractor: Florida Power and Light
Project Manager: May Cheng

These projects will replace the high pressure sodium street lights with LED lights. Many of the street lights along County roads are owned and maintained by Florida Power and Light (FPL) with the County paying all the operation and maintenance costs (including power). FPL will be responsible for the final design and installation to convert the street lighting to the newer LED technology, and the County will reimburse FPL all applicable conversion costs. The result will provide a cost savings, better quality illumination, and a more desirable environmental light source.



SCHEDULE SUMMARY

PARTICIPATION

FUNDING

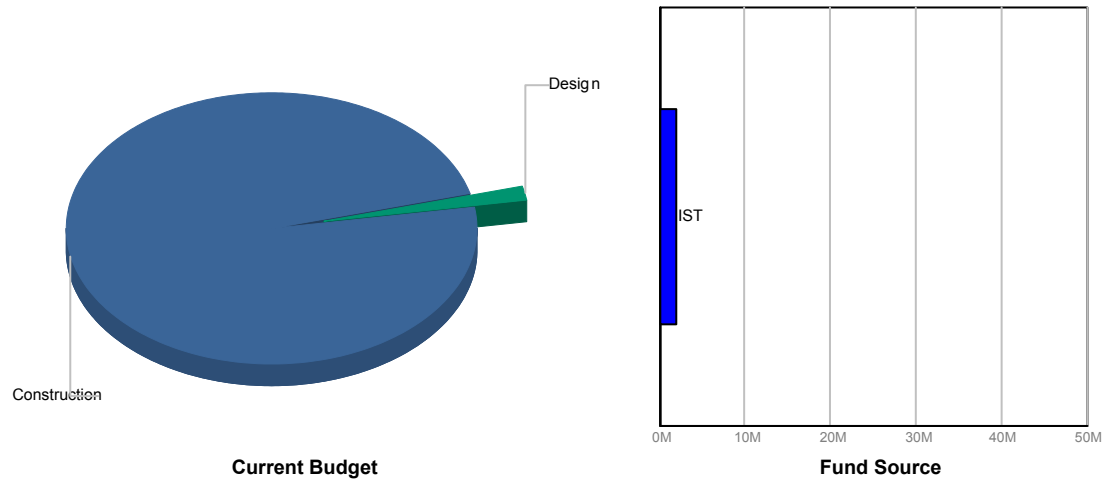
	Original	Actual
Gun Club Road/Bosque to Congress	8/16/2019	8/16/2019
Congress/Okeechobee to Belvedere	8/16/2019	8/16/2019
10th Avenue North/Haverhill to Kirk	12/11/2019	12/11/2019
Community/Haverhill to Military	8/16/2019	8/16/2019
Haverhill Road/WPB City to Haverhill City		
Glades Road/State Road 7 to Boca Rio		
Boynton Beach Boulevard/Turnpike to Kn		
Jog Road/Belvedere to State Road 80		
Forest Hill/Turnpike to Pinehurst & Jog to		
Haverhill/State Road 80 to Lake Worth		
Congress/Lantana to Hypoluxo & Gun Cl		
Gateway/Military to Windward		
Belvedere Road/RPB City to Haverhill Cit		

Consultant

SBE N/A
 Local N/A
 WBE N/A
 MBE N/A

Contractor

SBE N/A
 Local N/A
 WBE N/A
 MBE N/A



FINANCIAL SUMMARY

NOTES

	Project Budget	Committed	% Committed	Paid To Date
	A	B	C=B/A	D
Design	\$30,000	\$22,752	75.84%	\$22,752
Construction	\$1,920,000	\$639,985	33.33%	\$468,317
Contingency	\$0	\$0	0.00%	\$0
TOTAL	\$1,950,000	\$662,737	33.99%	\$491,069

There are 16 street lighting projects (road segments) funded (\$1,950,000) for conversion in FY 2018. All 16 projects have been forwarded to FPL requesting final design and installation. As of 12/1/20, five projects have been completed, and the street lighting along a portion of the Hypoluxo Road project has also been converted.



Monthly Infrastructure Sales Tax Project Report

Large Cap Projects

Data Date: 4/15/2021

Report Date: 5/6/2021

DESCRIPTION/TEAM

SCOPE

PHOTO

Project Title: CR 880 (Old SR 80) Over C-51 Canal (930940)
Project Number: 1612
BCC District: 06
Delivery Method: Design CCNA
Category: B08-Bridge Replacements
Status: Design
Designer: Alan Gerwig & Assoc.
Contractor: TBD (Bid)
Project Manager: Kathleen Farrell

This project will replace an existing bridge that was built over 80 years ago. The new bridge will improve traffic safety (lane widths and vehicle barrier walls). The current bridge is weight restricted.



SCHEDULE SUMMARY

PARTICIPATION

FUNDING

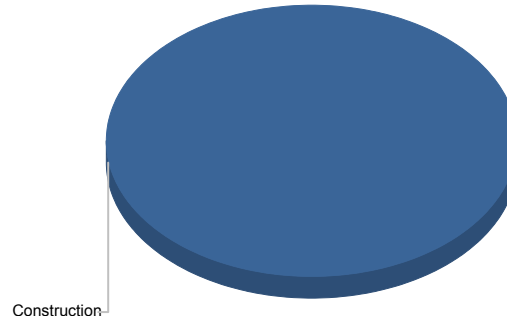
	Original	Actual
Design Contract Notice to Proceed	11/9/2018	11/9/2018
Design Completion	10/28/2021	
Construction Bid Date	2/1/2022	
Construction Start	7/1/2022	
Construction Complete	12/1/2023	

Consultant

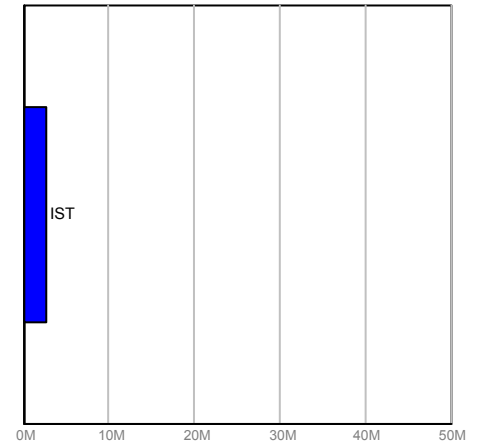
- SBE 94.3%
- Local 100%
- WBE 0%
- MBE 0%

Contractor

- SBE TBD
- Local TBD
- WBE TBD
- MBE TBD



Current Budget



Fund Source

FINANCIAL SUMMARY

NOTES

	Project Budget	Committed	% Committed	Paid To Date
	A	B	C=B/A	D
Construction	\$2,700,000	\$0	0.00%	\$0
TOTAL	\$2,700,000	\$0	0.00%	\$0

This project is funded with 5-Year Road Program (RP) funding and IST funding. The project is under design (using 5-Year RP funds). The construction of the project is currently estimated at \$3.5m. The IST partially funds the construction of the project at \$2.7 m in FY 2019. The project is currently scheduled to begin construction in FY22.



Monthly Infrastructure Sales Tax Project Report

Large Cap Projects

Data Date: 4/15/2021

Report Date: 5/6/2021

DESCRIPTION/TEAM

SCOPE

PHOTO

Project Title: Courthouse Electronics System R&R/Command Center
Project Number: 16208
BCC District: 07
Delivery Method: Construction Management
Category: J02-Judicial
Status: Construction
Designer: TLC Engineering
Contractor: Hedrick Brothers Construction Co., Inc.
Project Manager: Rich Avery

Security Systems replacement at the Main County Courthouse including the Security Management System, Access Control System, CCTV system, Duress System, Intercom, Elevator Override, and Fire Alarm. The Project will also include addressing the emergency egress procedures for the facility, as well as build-out for the expansion of the 4th floor Command Center.

Total IST, and Ad Valorem funding for this project is \$16,449,545; Total IST funds are \$12,999,700, which are comprised of FY17 IST funds of \$1,300,000 and FY18 IST funds of \$8,699,700 and FY 19 IST funds of \$3,000,000. Ad Valorem funds are \$3,449,845



SCHEDULE SUMMARY

	Original	Actual
Project Start	2/19/2016	2/19/2016
Design Start	2/15/2017	2/15/2017
Construction - Start	11/26/2018	1/7/2019
Substantial Completion	2/1/2021	
Project Completion	4/1/2021	

PARTICIPATION

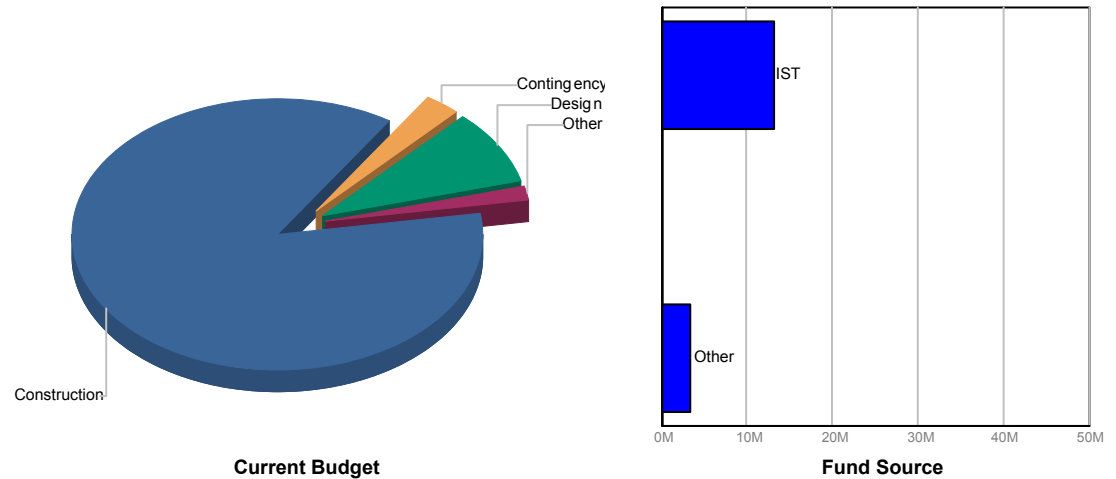
Consultant

- SBE 13.4%
- Local 100%
- WBE N/A
- MBE N/A

Contractor

- SBE 25%
- Local 100%
- WBE N/A
- MBE N/A

FUNDING



FINANCIAL SUMMARY

	Project Budget	Committed	% Committed	Paid To Date
	A	B	C=B/A	D
Design	\$1,456,336	\$1,346,943	92.49%	\$416,278
Construction	\$14,307,700	\$14,284,827	99.84%	\$12,691,888
Furniture, Fixtures & Equipment	\$0	\$0	0.00%	\$0
Other	\$285,137	\$116,320	40.79%	\$116,320
Contingency	\$465,300	\$0	0.00%	\$0
TOTAL	\$16,514,473	\$15,748,091	95.36%	\$13,224,487

NOTES

The contractor is continuing to address punch-list items and also continues with change order work including the addition of HVAC to ISS equipment closets. Change orders for additional camera installations are pending.



Monthly Infrastructure Sales Tax Project Report

Large Cap Projects

Data Date: 4/15/2021

Report Date: 5/6/2021

DESCRIPTION/TEAM

SCOPE

PHOTO

Project Title: 6th Ave. So. over Lake Osborne (LWDD E-4 Canal)(S Br/ East bound) (934307)

Project Number: 1634

BCC District: 03

Delivery Method: Design CCNA

Category: B08-Bridge Replacements

Status: Design

Designer: Stantec

Contractor: TBD (Bid)

Project Manager: David Young

This project will replace an existing bridge that was built over 50 years ago. The new bridge will improve traffic safety (lane widths, bike lanes and barrier walls), improve roadway drainage, and enhance pedestrian sidewalk safety. The new bridge will also provide greater vertical clearance.



SCHEDULE SUMMARY

	Original	Actual
Design Contract Notice to Proceed	7/17/2018	7/17/2018
Design Completion	12/1/2020	2/14/2021
Construction Bid Date	3/1/2021	5/4/2021
Construction Start	7/1/2021	
Construction Complete	12/1/2022	

PARTICIPATION

Consultant

SBE 25%

Local 100%

WBE 0%

MBE 0%

Contractor

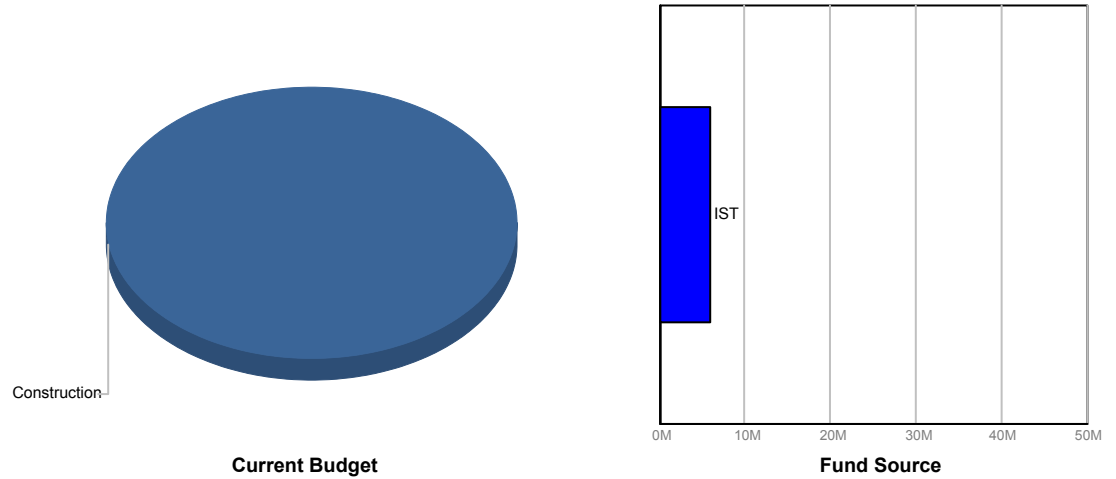
SBE TBD

Local TBD

WBE 0%

MBE 0%

FUNDING



FINANCIAL SUMMARY

	Project Budget	Committed	% Committed	Paid To Date
	A	B	C=B/A	D
Construction	\$6,000,000	\$0	0.00%	\$0
TOTAL	\$6,000,000	\$0	0.00%	\$0

NOTES

This project is funded with 5-Year Road Program (RP) funding and IST funding. The project is under design (using 5-Year RP funds). The construction of the project is currently estimated at \$8.5m. The IST partially funds the construction of the project at \$6 m in FY 2020. The project is currently scheduled to begin construction in FY21.



Monthly Infrastructure Sales Tax Project Report

Large Cap Projects

Data Date: 4/15/2021

Report Date: 5/6/2021

DESCRIPTION/TEAM

SCOPE

PHOTO

Project Title: Australian Ave. from Banyan St. to 45th St.
Project Number: 1658
BCC District: BIAF
Delivery Method: Design CCNA
Category: D04-Drainage Improvements
Status: Design
Designer: TBD
Contractor: TBD (Bid)
Project Manager: Kathleen Farrell

The project will include drainage improvements (piped drainage system) and a new paving surface for a 4-lane divided section with new pathways on both sides along Australian Avenue from Banyan Blvd. to 45th Street.



SCHEDULE SUMMARY

PARTICIPATION

FUNDING

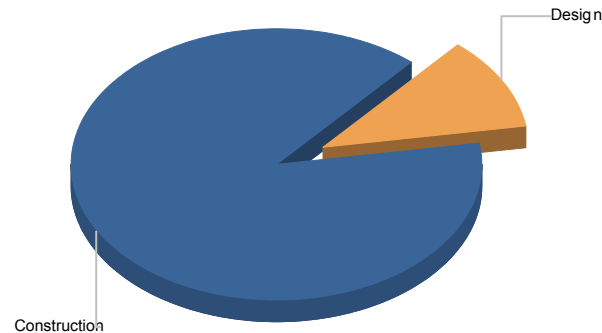
	Original	Actual
Design Start	3/1/2022	
Design Complete	9/1/2025	
Construction Bid Date	12/1/2025	
Construction Start	4/1/2026	
Construction Complete	4/1/2028	

Consultant

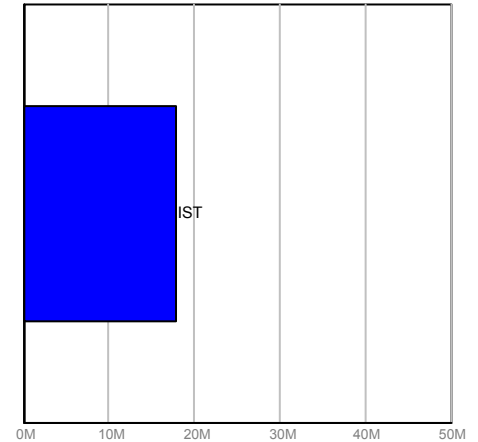
SBE TBD
 Local TBD
 WBE TBD
 MBE TBD

Contractor

SBE TBD
 Local TBD
 WBE TBD
 MBE TBD



Current Budget



Fund Source

FINANCIAL SUMMARY

NOTES

	Project Budget	Committed	% Committed	Paid To Date
	A	B	C=B/A	D
Design	\$2,000,000	\$1,923	0.10%	\$1,923
Construction	\$15,800,000	\$1,981	0.01%	\$1,981
TOTAL	\$17,800,000	\$3,904	0.02%	\$3,904

The project is in the Consultant Selection process. Scope and fee negotiation will follow culminating in a design contract. The project is funded for design (\$2m) in FY21 and for construction (\$15.8m) in FY24 and FY25.



Monthly Infrastructure Sales Tax Project Report

Large Cap Projects

Data Date: 4/15/2021

Report Date: 5/6/2021

DESCRIPTION/TEAM

SCOPE

PHOTO

Project Title: Belvedere Rd canal piping & sidewalk addition (62nd Dr. N. to Haverhill park)

Project Number: 1661
 BCC District: 02
 Delivery Method: Design CCNA
 Category: P04-Pathways
 Status: Design
 Designer: Keshavarz
 Contractor: TBD (Bid)
 Project Manager: Kathleen Farrell

This project will add a new sidewalk (SW) on the south side of Belvedere Road from 62nd Dr. N. to the Haverhill park (just east of the E-3 Canal) - connecting to the existing south SW at the park's frontage. The SW may require the piping of Lake Worth Drainage District's (LWDD) L-3 Canal.



SCHEDULE SUMMARY

PARTICIPATION

FUNDING

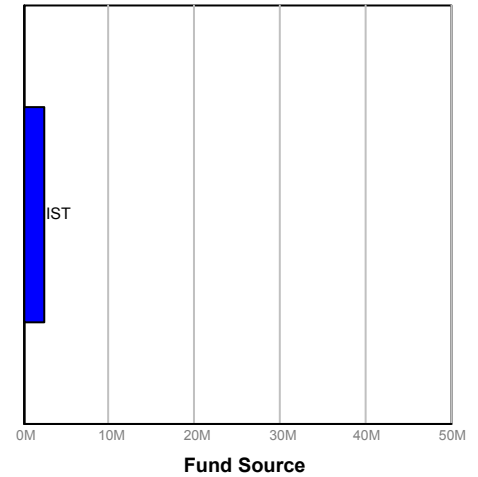
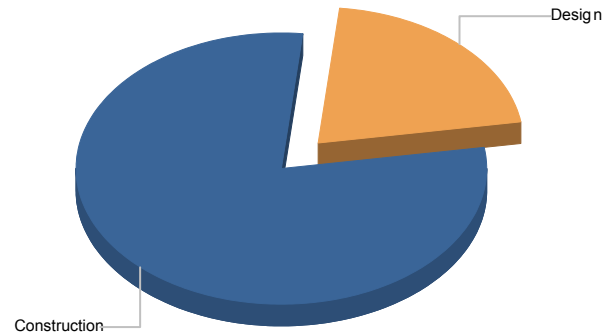
	Original	Actual
Study Complete	2/1/2022	
Design Complete		
Construction Bid Date		
Construction Start		
Construction Complete		

Consultant

SBE 50%
 Local 100%
 WBE 0%
 MBE 0%

Contractor

SBE TBD
 Local TBD
 WBE TBD
 MBE TBD



FINANCIAL SUMMARY

NOTES

	Project Budget	Committed	% Committed	Paid To Date
	A	B	C=B/A	D
Design	\$500,000	\$193	0.04%	\$193
Construction	\$1,900,000	\$0	0.00%	\$0
TOTAL	\$2,400,000	\$193	0.01%	\$193

The project is in the study phase to determine a more precise work scope. The project is funded for design (\$500k) in FY21 and for construction (\$1.9m) in FY23.



Monthly Infrastructure Sales Tax Project Report

Large Cap Projects

Data Date: 4/15/2021

Report Date: 5/6/2021

DESCRIPTION/TEAM

SCOPE

PHOTO

Project Title: Seacrest Blvd from Gulfstream Blvd. to Hypoluxo Rd.
Project Number: 1662
BCC District: 07
Delivery Method: Annual Construction Contract
Category: R04-Resurfacing
Status: Construction
Designer: N/A
Contractor: Ranger
Project Manager: Thomas Coppini

Resurfacing 5.8 miles (25.3 lane miles) of Seacrest Boulevard from Gulfstream Boulevard to Hypoluxo Road.
 FY 2021 IST \$2,400,000



SCHEDULE SUMMARY

	Original	Actual
Drainage Repairs	11/1/2021	
Milling and Pavement Complete	2/1/2022	
ADA (Curb/Cut Ramps) Complete	4/1/2022	
Traffic Striping Complete	5/1/2022	
Traffic Loops Complete	7/1/2022	

PARTICIPATION

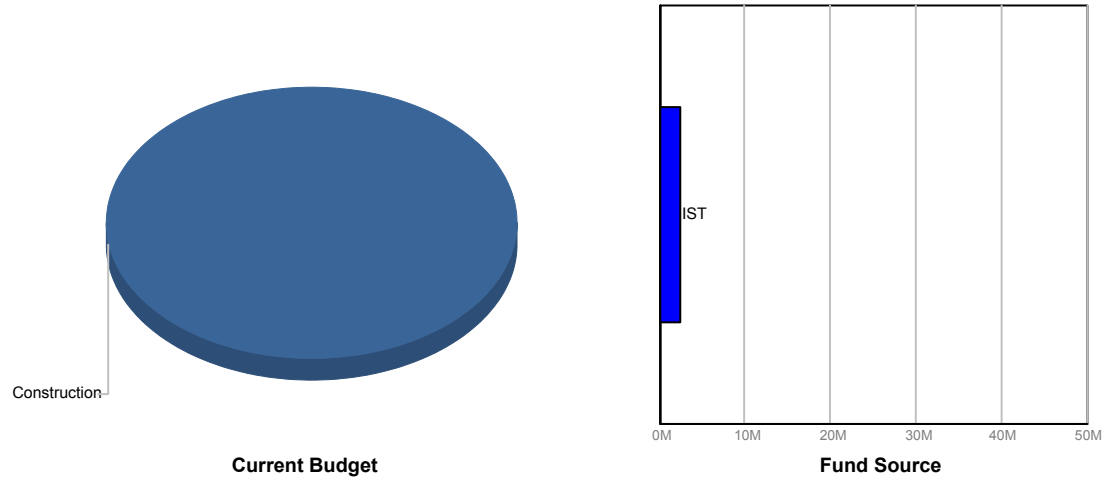
Consultant

SBE N/A
 Local N/A
 WBE N/A
 MBE N/A

Contractor

SBE 15%
 Local 100%
 WBE 0%
 MBE 0%

FUNDING



FINANCIAL SUMMARY

	Project Budget	Committed	% Committed	Paid To Date
	A	B	C=B/A	D
Construction	\$2,400,000	\$925	0.04%	\$925
TOTAL	\$2,400,000	\$925	0.04%	\$925

NOTES

Outstanding work includes drainage repairs, milling and paving, updating ADA ramps, restriping the road, and replacing traffic loops.



Monthly Infrastructure Sales Tax Project Report

Large Cap Projects

Data Date: 4/15/2021

Report Date: 5/6/2021

DESCRIPTION/TEAM

SCOPE

PHOTO

Project Title: Hypoluxo Rd. from Military Trail to U.S. 1

Resurfacing 3.7 miles (21.2 lane miles) of Hypoluxo Road from Military Trail to US 1.

Project Number: 1663
 BCC District: Multiple
 Delivery Method: Annual Construction Contract
 Category: R04-Resurfacing
 Status: Construction
 Designer: N/A
 Contractor: Ranger
 Project Manager: Thomas Coppini

FY 2021 IST \$1,400,000



SCHEDULE SUMMARY

PARTICIPATION

FUNDING

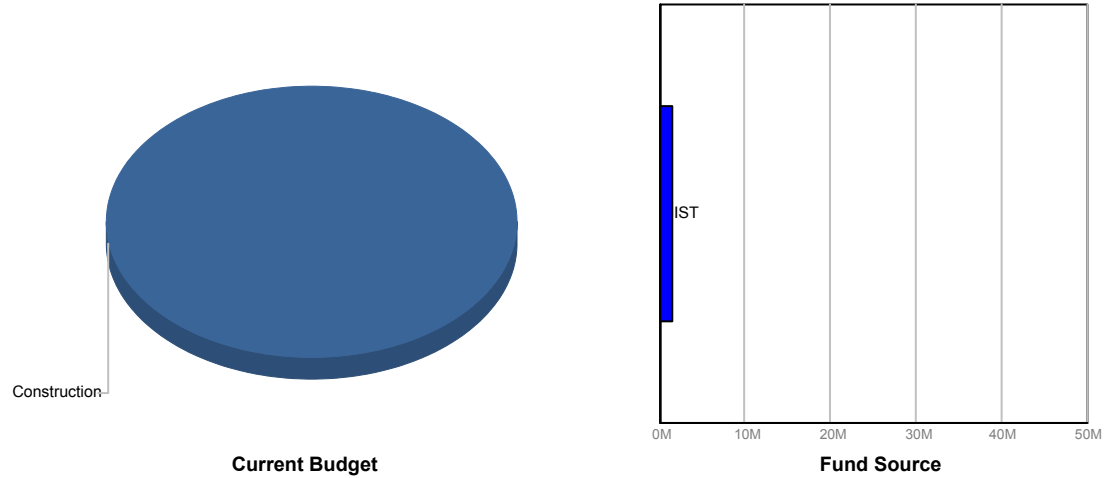
	Original	Actual
Milling and Pavement Complete	2/1/2021	
ADA (Curb/Cut Ramps) Complete	4/1/2021	
Traffic Striping Complete	5/1/2021	
Traffic Loops Complete	7/1/2021	

Consultant

SBE N/A
 Local N/A
 WBE N/A
 MBE N/A

Contractor

SBE 5%
 Local 100%
 WBE 0%
 MBE 0%



FINANCIAL SUMMARY

NOTES

	Project Budget	Committed	% Committed	Paid To Date
	A	B	C=B/A	D
Construction	\$1,400,000	\$1,399,039	99.93%	\$539
TOTAL	\$1,400,000	\$1,399,039	99.93%	\$539

Outstanding work includes milling and paving, updating ADA ramps, restriping the road, and replacing traffic loops.



Monthly Infrastructure Sales Tax Project Report

Large Cap Projects

Data Date: 4/15/2021

Report Date: 5/6/2021

DESCRIPTION/TEAM

SCOPE

PHOTO

Project Title: Lake Lytal Aquatic Center Replace Public Aquatic Facility
Project Number: 17218
BCC District: 02
Delivery Method: Construction Management at Risk
Category: A02-Aquatic Facility Repair and Replacement
Status: Design
Designer: Harvard Jolly, Inc.
Contractor: TBD
Project Manager: Rosalyn Acosta

The project entails constructing a new multi-phase Aquatic Complex mainly on undeveloped land along Kirk Rd. within Lake Lytal Park. The existing Pool Facility is to be demolished once the new aquatic center is opened to the public. The major components of the new Aquatic Complex will be a 70 Meter competition pool with dive well, a family water play area, 6-lane warm-up pool, flow riders, slides and building amenities such as restrooms, lockers, concession stand.

FY 2017 IST - \$4,000,000
 FY 2018 IST - \$2,000,000



SCHEDULE SUMMARY

	Original	Actual
Project Start	4/19/2018	4/19/2018
Design Start (Master Plan)	7/10/2018	7/10/2018
Design Start (Aquatic Center)	11/20/2018	
Construction Start	7/1/2019	
Substantial Completion	7/1/2020	
Project Completion	9/1/2020	

PARTICIPATION

Consultant

SBE 30%

Local 100%

WBE N/A

MBE N/A

Contractor

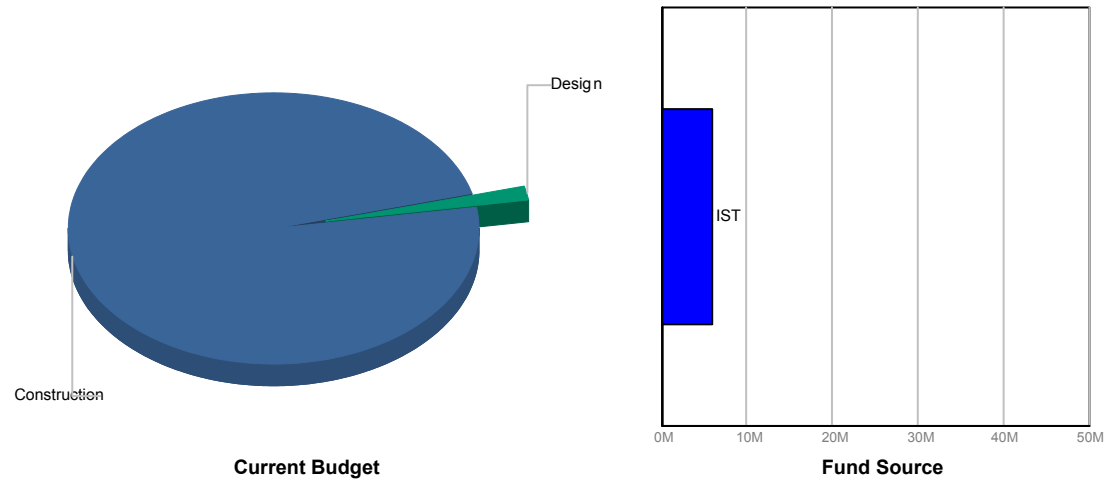
SBE TBD

Local TBD

WBE TBD

MBE TBD

FUNDING



FINANCIAL SUMMARY

	Project Budget	Committed	% Committed	Paid To Date
	A	B	C=B/A	D
Design	\$100,000	\$53,801	53.80%	\$53,801
Construction	\$5,900,000	\$400	0.01%	\$400
Furniture, Fixtures & Equipment	\$0	\$0	0.00%	\$0
Other	\$0	\$37,316	0.00%	\$37,316
Contingency	\$0	\$0	0.00%	\$0
TOTAL	\$6,000,000	\$91,517	1.53%	\$91,517

NOTES

CID is working on Kauffman Lynn's contract and Task Order #1 for pre-construction services; CID is also waiting on the revised design services proposal from Harvard-Jolly.



Monthly Infrastructure Sales Tax Project Report

Large Cap Projects

Data Date: 4/15/2021

Report Date: 5/6/2021

DESCRIPTION/TEAM

SCOPE

PHOTO

Project Title: Community Park - Paulette Burdick Park
Project Number: 18230
BCC District: CW
Delivery Method: TBD
Category: N02-New Park Development
Status: Design
Designer: Urban Design Kilday Studio
Contractor: TBD
Project Manager: Rosalyn Acosta

Construction of a neighborhood park that will service Cam Estates neighborhood, Meadowbrook and Plantation CCRT areas. The Park will mainly feature a walking pathway, children's playground and basketball courts.

IST Funding included in Current FY Budget: \$1,000,000
 IST Funding included in FY2023 Budget: \$4,900,000



SCHEDULE SUMMARY

	Original	Actual
Pre-Scope meeting with User	8/7/2018	8/7/2018
Final Concept Drawings (Parks)	8/15/2018	8/15/2018
Pre-Scope with Consultant	8/29/2018	8/29/2018
Project Start (Due Diligence)	11/1/2018	11/28/2018
Design Start	1/7/2019	12/8/2020
Construction Start	4/1/2019	
Substantial Completion	9/1/2019	
Project Completion	10/1/2019	

PARTICIPATION

Consultant

SBE 100%

Local 100%

WBE N/A

MBE N/A

Contractor

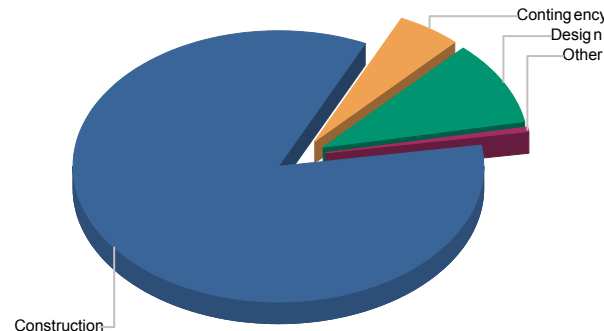
SBE TBD

Local TBD

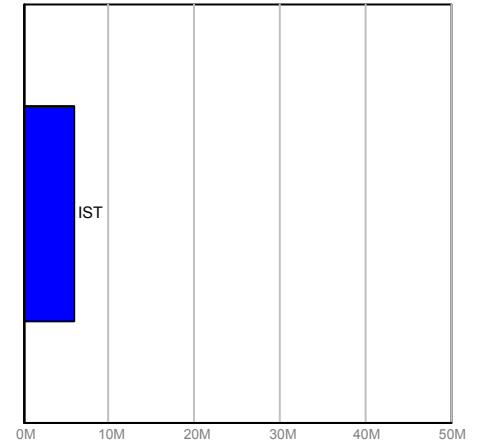
WBE TBD

MBE TBD

FUNDING



Current Budget



Fund Source

FINANCIAL SUMMARY

	Project Budget	Committed	% Committed	Paid To Date
	A	B	C=B/A	D
Design	\$590,000	\$68,830	11.67%	\$68,830
Construction	\$5,015,000	\$71,236	1.42%	\$71,235
Furniture, Fixtures & Equipment	\$0	\$0	0.00%	\$0
Other	\$32,965	\$33,190	100.68%	\$33,190
Contingency	\$295,000	\$0	0.00%	\$0
TOTAL	\$5,932,965	\$173,255	2.92%	\$173,255

NOTES

Parks directed CID to proceed with Design Development after project had been put on hold. CID will work on Design Services authorization based on UDS's proposal. Last set of sampling to comply with FDEP direction is anticipated to be completed in May for lab analysis and report development for submission to FDEP.



Monthly Infrastructure Sales Tax Project Report

Large Cap Projects

Data Date: 4/15/2021

Report Date: 5/6/2021

DESCRIPTION/TEAM

SCOPE

PHOTO

Project Title: Lake Worth West Substation

Project Number: B607
 BCC District: Multiple
 Delivery Method: Construction Manager at Risk
 Category: S06-Sheriff - FDO
 Status: Design
 Designer: Ohlson Lavoie Collaborative
 Contractor: D Stephenson
 Project Manager: Sunil Jagoo

Provide dedicated office(s) within the HRC2 building (project-19220) for PBSO field personnel's use. Additional interior improvements include a multipurpose room for PBSO training purposes and HRC/community programming, as well as restrooms, circulation area, and other incidental improvements.

FY 2019 IST \$1,213,460



SCHEDULE SUMMARY

Original	Actual
Please Refer to Central County Resource	

PARTICIPATION

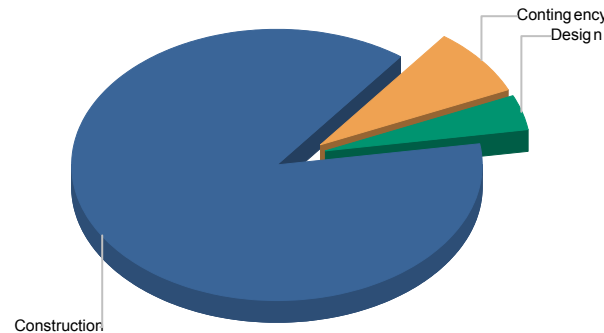
Consultant

SBE TBD
 Local TBD
 WBE TBD
 MBE TBD

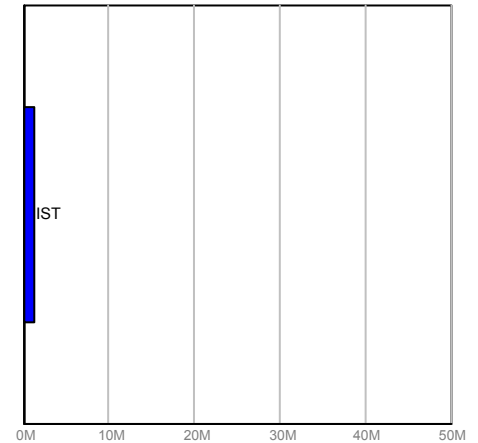
Contractor

SBE TBD
 Local TBD
 WBE TBD
 MBE TBD

FUNDING



Current Budget



Fund Source

FINANCIAL SUMMARY

	Project Budget	Committed	% Committed	Paid To Date
	A	B	C=B/A	D
Design	\$50,000	\$2,227	4.45%	\$2,227
Construction	\$1,063,460	\$4,868	0.46%	\$4,868
Contingency	\$100,000	\$0	0.00%	\$0
TOTAL	\$1,213,460	\$7,095	0.58%	\$7,095

NOTES

Please refer to the Central County Resource Center report for current status and material project updates.



Monthly Infrastructure Sales Tax Project Report

Large Cap Projects

Data Date: 4/15/2021

Report Date: 5/6/2021

DESCRIPTION/TEAM

SCOPE

PHOTO

Project Title: Housing Units for Homeless, Extremely Low Income, & Low Income
Project Number: Q001
BCC District: CW
Delivery Method: TBD
Category: H02-Housing
Status: Design
Designer: TBD
Contractor: TBD
Project Manager: Eric McClellan

This project involves the acquisition and renovation of older, possibly run down motel properties into efficiency units for use as temporary or longer term affordable housing for homeless and special populations.

This Project is funded in:
 FY 2017 - FY 2026 for \$2,550,000 each year for a total project estimate at \$25,500,000.



SCHEDULE SUMMARY

PARTICIPATION

FUNDING

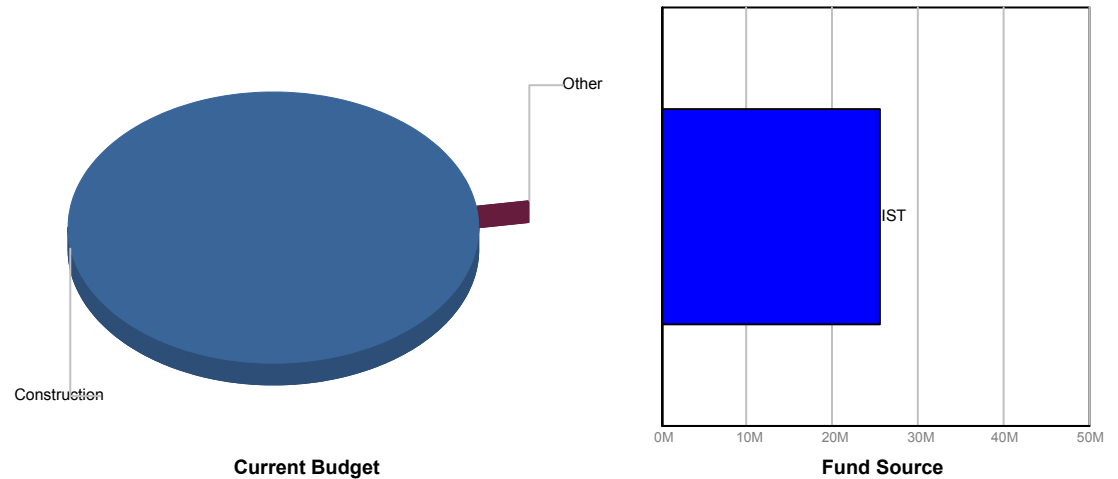
	Original	Actual
Project Start	9/1/2017	9/1/2017
Construction Start		
Substantial Completion		
Project Completion		
Design Start		
RFP Development Start	12/1/2017	12/1/2017
RFP Release	11/26/2018	12/19/2019
RFP Award		

Consultant

SBE TBD
 Local TBD
 WBE N/A
 MBE N/A

Contractor

SBE TBD
 Local TBD
 WBE TBD
 MBE TBD



FINANCIAL SUMMARY

NOTES

	Project Budget	Committed	% Committed	Paid To Date
	A	B	C=B/A	D
Design	\$0	\$10,681	0.00%	\$6,081
Construction	\$25,470,000	\$1,010,805	3.97%	\$269,184
Furniture, Fixtures & Equipment	\$0	\$0	0.00%	\$0
Other	\$30,000	\$43,389	144.63%	\$43,389
Contingency	\$0	\$0	0.00%	\$0
TOTAL	\$25,500,000	\$1,064,875	4.18%	\$318,654

This Project will fund multiple projects over the 10 year period. Direction from the BCC was given on 9/26/2017 to proceed with an affordable housing pilot project. Staff of FD&O, DHES, Community Services, and Administration presented a proposed Project Plan for the remainder of the funding at a BCC Workshop on February 26, 2019 and received direction. The RFP for the Cottage Homes pilot project was awarded by the BCC to the WPB Housing Authority on January 12, 2021. A&E contracting by the WPBHA is now in progress. An allocation of \$1M toward renovation of a non-congregate shelter in Pahokee was approved by the BCC on Sept. 15, 2020. Development of a solicitation is now commencing on the next phase of the Project Plan (i.e. Tax Deed Surplus Property Conveyance and Housing Authorities Incentive Funding).



Monthly Infrastructure Sales Tax Project Report

Large Cap Projects

Data Date: 4/15/2021

Report Date: 5/6/2021

DESCRIPTION/TEAM

SCOPE

PHOTO

Project Title: Vehicle Replacement

Project Number: Q007
 BCC District: Multiple
 Delivery Method: Direct Purchase
 Category: S04-Sheriff
 Status: Construction
 Designer: N/A
 Contractor: N/A
 Project Manager: Isami Ayala-Collazo

This project funds the replacement of PBSO public safety vehicles and related equipment (other than radios), tools and/or services.

FY 18 Funds: \$3,650,513
 FY 19 Funds: \$3,650,513
 FY 20 Funds: \$3,650,514
 FY 24 Funds: \$1,669,963



SCHEDULE SUMMARY

PARTICIPATION

FUNDING

	Original	Actual
1 Project Start	10/1/2018	5/1/2018
2 Project Completion	9/30/2024	

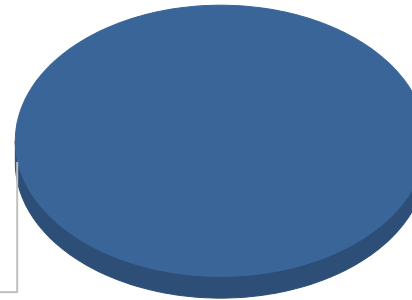
Consultant

- SBE N/A
- Local N/A
- WBE N/A
- MBE N/A

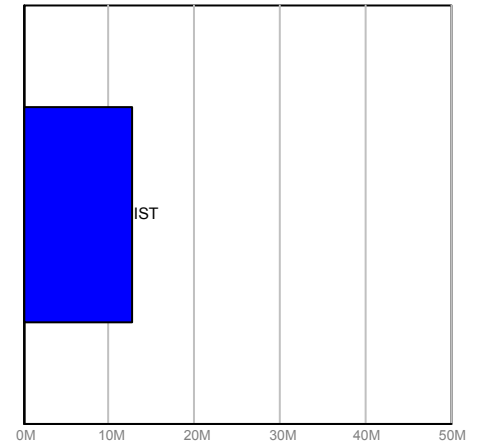
Contractor

- SBE N/A
- Local N/A
- WBE N/A
- MBE N/A

Furniture, Fixtures & Equipment



Current Budget



Fund Source

FINANCIAL SUMMARY

NOTES

	Project Budget	Committed	% Committed	Paid To Date
	A	B	C=B/A	D
Furniture, Fixtures & Equipment	\$12,621,503	\$10,933,034	86.62%	\$10,933,034
Other	\$0	\$0	0.00%	\$0
TOTAL	\$12,621,503	\$10,933,034	86.62%	\$10,933,034

Prioritization, identification and cost of specific assets are determined by the Sheriff's Office with administration support being performed by FD&O through a Project Funding Agreement with the County.



Monthly Infrastructure Sales Tax Project Report

Large Cap Projects

Data Date: 4/15/2021

Report Date: 5/6/2021

DESCRIPTION/TEAM

SCOPE

PHOTO

Project Title: Animal Care & Control

Project Number: Q008
 BCC District: CW
 Delivery Method: Construction Manager at Risk
 Category: G02-General Government Facilities
 Status: Design
 Designer: PGAL
 Contractor: Wharton-Smith
 Project Manager: Rich Avery

The Animal Care & Control Renovation & Expansion project for the Belvedere Rd. campus includes: renovations to existing buildings for improved functionality; possible replacement of non-air conditioned kennel buildings with air-conditioned kennel buildings pending evaluation, pricing and approval; and the creation of new spaces necessary to facilitate current and future projected operational needs. The cost of the project includes cost-estimating services necessary in order to validate the project scope, which was derived jointly by FDO & the ACC Division via a needs assessment and programming document, as well as interim arrangements to sustain continuous operations during construction.



SCHEDULE SUMMARY

	Original	Actual
PROGRAMMING	10/1/2018	10/1/2018
Commence Design Comparative Study	7/24/2019	7/24/2019
Design Start	2/3/2020	12/2/2020
Construction Start	12/1/2020	
Substantial Completion	7/3/2023	

PARTICIPATION

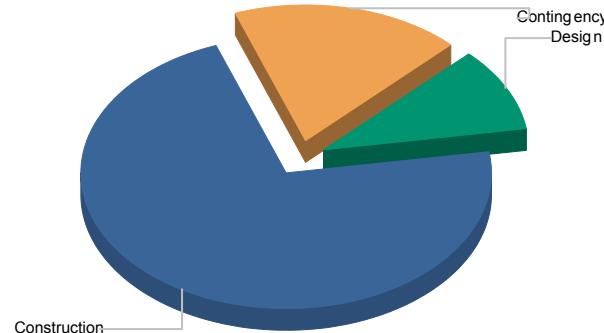
Consultant

SBE 20%
 Local 100%
 WBE N/A
 MBE N/A

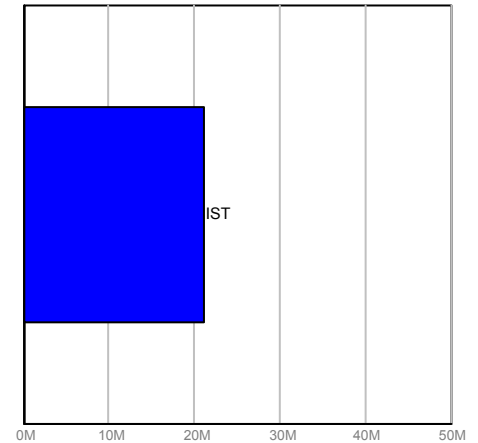
Contractor

SBE 13.04%
 Local 13.04%
 WBE 13.04%
 MBE 13.04%

FUNDING



Current Budget



Fund Source

FINANCIAL SUMMARY

	Project Budget	Committed	% Committed	Paid To Date
	A	B	C=B/A	D
Design	\$2,100,000	\$868,205	41.34%	\$213,948
Construction	\$15,120,000	\$213,791	1.41%	\$212,057
Contingency	\$3,780,000	\$0	0.00%	\$0
TOTAL	\$21,000,000	\$1,081,996	5.15%	\$426,005

NOTES

The design consultant has concluded with the small group collaboration meetings and is continuing to develop the schematic design. A revised design schedule will be submitted by the consultant.



Monthly Infrastructure Sales Tax Project Report

Large Cap Projects

Data Date: 4/15/2021

Report Date: 5/6/2021

DESCRIPTION/TEAM

SCOPE

PHOTO

Project Title: Central County Housing Resource Center
Project Number: Q009
BCC District: CW
Delivery Method: Construction Manager at Risk
Category: H02-Housing
Status: Design
Designer: Ohlson Lavoie Collaborative
Contractor: D Stephenson
Project Manager: Sunil Jagoo

The Homeless Resource Center 2 (HRC 2) is to provide an effective Crisis Response System that provides immediate and easy access to safe and decent temporary shelter to County residents that need it and aims to re-house people as quickly as possible while receiving wrap-around social services. The facility will compliment the County's existing Senator Philip D. Lewis Center in West Palm Beach and will consist of approximately 19,000 square feet to support 74 client beds, dining and service delivery/office areas, restrooms, laundry facilities, an intake lobby, and other incidental interior and exterior improvements. Co-located within the facility will be the improvements identified in the IST Project Plan titled PBSO Lake Worth West Substation.



SCHEDULE SUMMARY

	Original	Actual
Program Development	11/1/2017	11/1/2017
Public Outreach	2/1/2019	2/1/2019
Design Team Solicitation	5/1/2019	9/30/2020
CM Solicitation	9/1/2019	11/26/2019
Schematic Design	11/11/2019	1/31/2020
Design Development	5/1/2020	9/28/2020
Construction Documents	10/1/2020	2/23/2021
Permitting	1/1/2021	
Construction	6/1/2021	
CO/Substantial Completion	9/1/2022	
Occupancy	10/3/2022	

PARTICIPATION

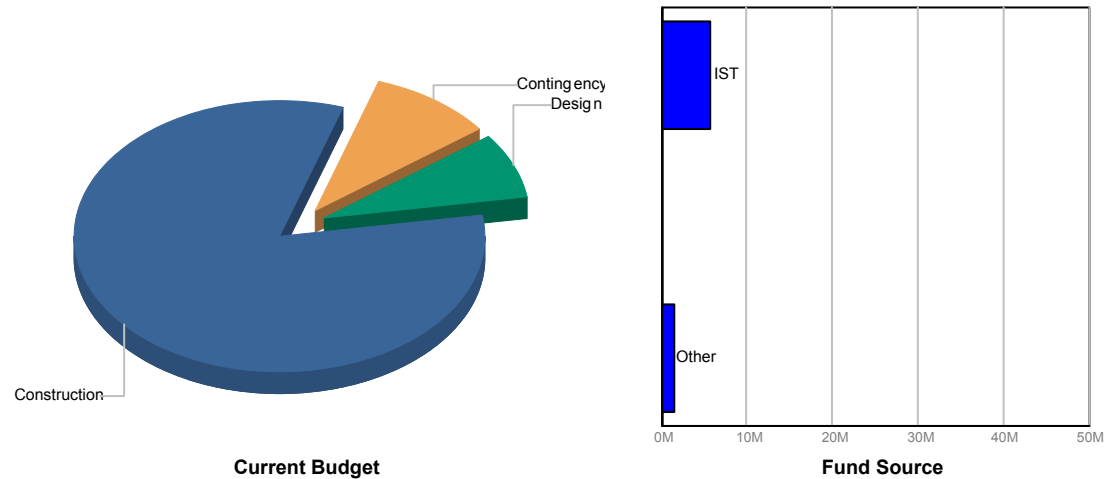
Consultant

SBE 0%
 Local 25%
 WBE 0%
 MBE 0%

Contractor

SBE TBD
 Local TBD
 WBE TBD
 MBE TBD

FUNDING



FINANCIAL SUMMARY

	Project Budget	Committed	% Committed	Paid To Date
	A	B	C=B/A	D
Design	\$550,000	\$31,013	5.64%	\$7,795
Construction	\$5,874,843	\$51,839	0.88%	\$51,839
Contingency	\$700,000	\$0	0.00%	\$0
TOTAL	\$7,124,843	\$82,852	1.16%	\$59,634

NOTES

Surveyor is working on the overall survey for the existing Senior Center and subject land area of the overall site so the Zoning site plan can be submitted. The legal and sketch for the new UE along the north property line adjacent to a proposed turn lane dedication to FDOT was received and is being reviewed by PREM. Funding includes \$5.7 M from IST in FY19 and CDBG funds in the total amount of \$1,424,843.



Monthly Infrastructure Sales Tax Project Report

Large Cap Projects

Data Date: 4/15/2021

Report Date: 5/6/2021

DESCRIPTION/TEAM

SCOPE

PHOTO

Project Title: South County Administrative Complex

Project Number: Q010
 BCC District: 07
 Delivery Method: Varies
 Category: G02-General Government Facilities
 Status: Design
 Designer: Varies
 Contractor: Varies
 Project Manager: Eric McClellan

This project funds essential Renewal and Replacement (R&R) needs to sustain the continuous operation of this 40+ year old complex prior to its future redevelopment. As such there is no defined scope of work. Any funds remaining at such time that redevelopment is funded would be utilized toward professional design services for the redevelopment. Funding includes \$3M each in FY 2020 and FY 2021, for a total of \$6M.



SCHEDULE SUMMARY

PARTICIPATION

FUNDING

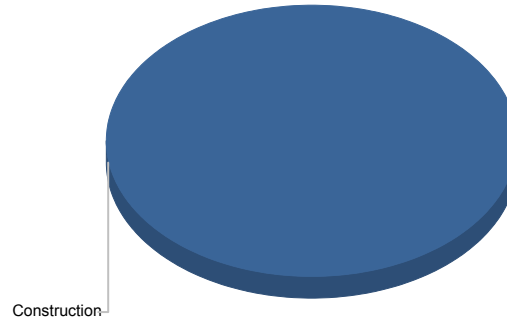
Original	Actual
N/A. See notes for current activity.	

Consultant

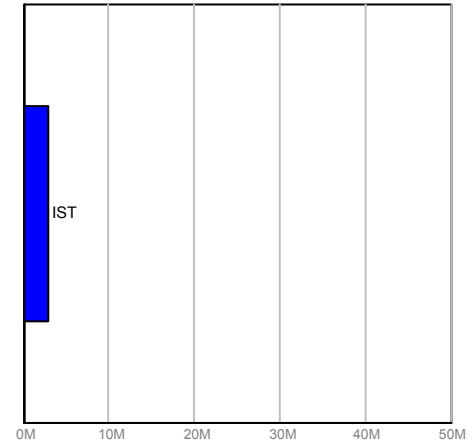
SBE 100%
 Local 100%
 WBE 78.6%
 MBE 0%

Contractor

SBE TBD
 Local TBD
 WBE TBD
 MBE TBD



Current Budget



Fund Source

FINANCIAL SUMMARY

NOTES

	Project Budget	Committed	% Committed	Paid To Date
	A	B	C=B/A	D
Construction	\$3,000,000	\$107,564	3.59%	\$56,259
Other	\$0	\$0	0.00%	\$0
TOTAL	\$3,000,000	\$107,564	3.59%	\$56,259

Paved vehicular surfaces throughout the complex are in need of R&R. Reconfiguration of a driveway for improved circulation, consistency with intended future site development and cross access with an adjacent property will be implemented same time to preclude future duplication of work and lost investment. Planning and design services to permit this scope of work are currently being procured.

A scope of work for other R&R needs is currently under development.



Monthly Infrastructure Sales Tax Project Report

Large Cap Projects

Data Date: 4/15/2021

Report Date: 5/6/2021

DESCRIPTION/TEAM

SCOPE

PHOTO

Project Title: Detention Center Facilities R/R (Phases 3-5)
Project Number: Q019
BCC District: Multiple
Delivery Method: Construction Management
Category: S06-Sheriff - FDO
Status: Construction
Designer: Leo A. Daly
Contractor: Hedrick Brothers Construction
Project Manager: Jeffrey Halverson

Phases 3-5 consist of the East Tower and West Tower which are located at the Main Detention Center. The West Detention Center is located in Belle Glade. The design for both towers and the West Detention Center will require repairing and replacing MEP, Fire Sprinkler System, Low Voltage Systems and interior finishes.
 Detention Center Facilities R/R (Phases 3-5)
 FY 2018 IST \$8,500,000
 FY 2019 IST \$14,700,000
 FY 2020 IST \$9,800,000



SCHEDULE SUMMARY

	Original	Actual
East Tower Design Start	11/12/2018	7/11/2019
East Tower Construction Start	10/14/2019	
East Tower Substantial Completion	11/10/2020	

PARTICIPATION

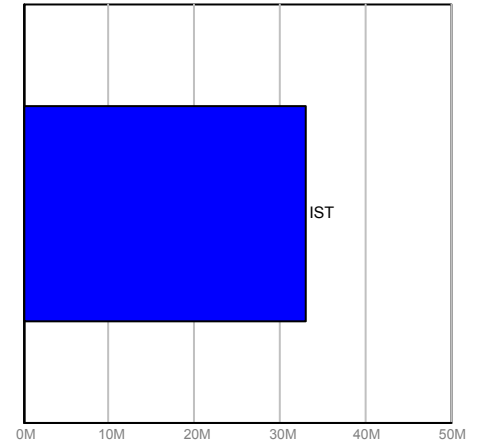
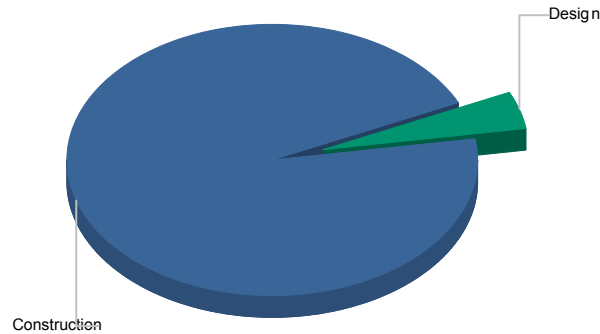
Consultant

- SBE 19.88%
- Local 67%
- WBE N/A
- MBE N/A

Contractor

- SBE 63%
- Local 84%
- WBE N/A
- MBE N/A

FUNDING



Current Budget

Fund Source

FINANCIAL SUMMARY

	Project Budget	Committed	% Committed	Paid To Date
	A	B	C=B/A	D
Design	\$1,500,000	\$1,956,601	130.44%	\$447,901
Construction	\$31,595,881	\$20,223,020	64.01%	\$8,233,789
Other	\$0	\$1,293,581	0.00%	\$813,240
Contingency	\$0	\$0	0.00%	\$0
TOTAL	\$33,095,881	\$23,473,202	70.92%	\$9,494,931

NOTES

Main Detention Center East Tower: Wire being pulled into elec. panels. Framing data closets and VFD repositioning in Penthouse levels complete. Exterior ductwork arrived on site. Footings for slab on grade for new mech. rooms have been poured. Old, corroded grilles have been removed to clean, prime, paint and reinstall. Reconciliation for Phase 2 is being prepared. In addition, electrical, plumbing, and HVAC are ongoing.

Main Detention Center West Tower: Design team and contractor have met several times for a mock-up of the control room casework and monitor size/positioning. Design being finalized.

West Detention Center: Reconciliation is being processed for BCC. Once final decision on Accurate Controls Inc coverage or training for new software is made, the project can be closed out.



Monthly Infrastructure Sales Tax Project Report

Large Cap Projects

Data Date: 4/15/2021

Report Date: 5/6/2021

DESCRIPTION/TEAM

SCOPE

PHOTO

Project Title: West Boynton Park Athletic Field Renovations Sports Turf
Project Number: T002
BCC District: 03
Delivery Method: TBD
Category: A06-Athletic Field Renovations
Status: Design
Designer: Florida Transportation Engineering
Contractor: TBD
Project Manager: Stuart Patterson

Replacement of existing grass field turf with synthetic turf on multi-purpose field 1 & 2.
Funded:
 FY 2020 \$1,000,000
 FY 2023 \$1,000,000



SCHEDULE SUMMARY

PARTICIPATION

FUNDING

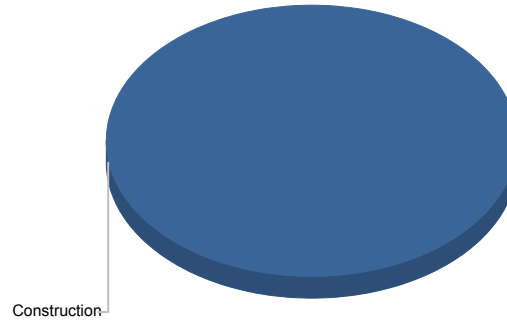
	Original	Actual
Begin Existing Site Surveys	1/29/2020	1/29/2020
Complete Existing Site Surveys	6/30/2020	5/18/2020
Finalization of Existing Site Surveys	8/30/2020	9/18/2020
Design RFP Proposals Due	9/4/2020	9/10/2020
Design RFP Final Selection	10/29/2020	10/29/2020
Consultant Contract Issuance	12/14/2020	
Design Completion	7/2/2021	
Turf Supplier RFP Proposal Due	4/30/2021	

Consultant

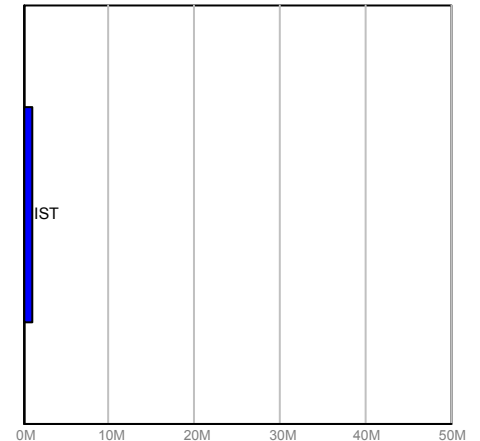
SBE TBD
 Local TBD
 WBE TBD
 MBE TBD

Contractor

SBE TBD
 Local TBD
 WBE TBD
 MBE TBD



Current Budget



Fund Source

FINANCIAL SUMMARY

NOTES

	Project Budget	Committed	% Committed	Paid To Date
	A	B	C=B/A	D
Design	\$0	\$8,328	0.00%	\$8,328
Construction	\$1,000,000	\$15,650	1.57%	\$15,650
Furniture, Fixtures & Equipment	\$0	\$0	0.00%	\$0
Other	\$0	\$76	0.00%	\$76
Contingency	\$0	\$0	0.00%	\$0
TOTAL	\$1,000,000	\$24,054	2.41%	\$24,054

Florida Transportation Engineering selected for engineering services . Contract in process; Approved by BCC April 20. Turf Supplier RFP to be completed at 50% design. Construction RFP will be developed for each package upon completion of supplier RFP. Anticipated that project will consist of (6) separate bid packages.



Monthly Infrastructure Sales Tax Project Report

Large Cap Projects

Data Date: 4/15/2021

Report Date: 5/6/2021

DESCRIPTION/TEAM

SCOPE

PHOTO

Project Title: FY2017 Sports Field Lighting Replacement
Project Number: T006
BCC District: Multiple
Delivery Method: Sports Field Lighting Annual
Category: S12-Sports Lighting Replacement
Status: Design
Designer: JLRD Engineers
Contractor: Musco
Project Manager: Stuart Patterson

Replacement of Sports Field Lighting at Bert Winters Park, Caloosa Park, Glades Pioneer Park, Juno South Park, Jupiter Farms Park, Okeehelée Park, Pinewoods Park, (Burt Aaronson) South County Regional Park and Westgate Park.
 IST FY 2017 funds: \$4,100,000.



SCHEDULE SUMMARY

	Original	Actual
Project Start	6/29/2017	6/29/2017
Procurement (Light Fixture Vendor)	10/16/2018	10/16/2018
Procurement (Installation Contractor)	10/17/2018	5/9/2019
Final Completion	10/2/2020	
Bidding Package 1	11/6/2019	11/6/2019
Construction Phase 1	2/3/2020	2/3/2020
Construction Completion Phase 1	7/2/2020	8/24/2020
Bidding Package 2	2/13/2020	2/13/2020
Construction Start Phase 2	5/11/2020	
Construction Completion Phase 2	7/17/2020	
Bidding Package 3	3/26/2020	3/26/2020
Construction Start Phase 3	6/15/2020	
Construction Completion Phase 3	8/28/2020	

PARTICIPATION

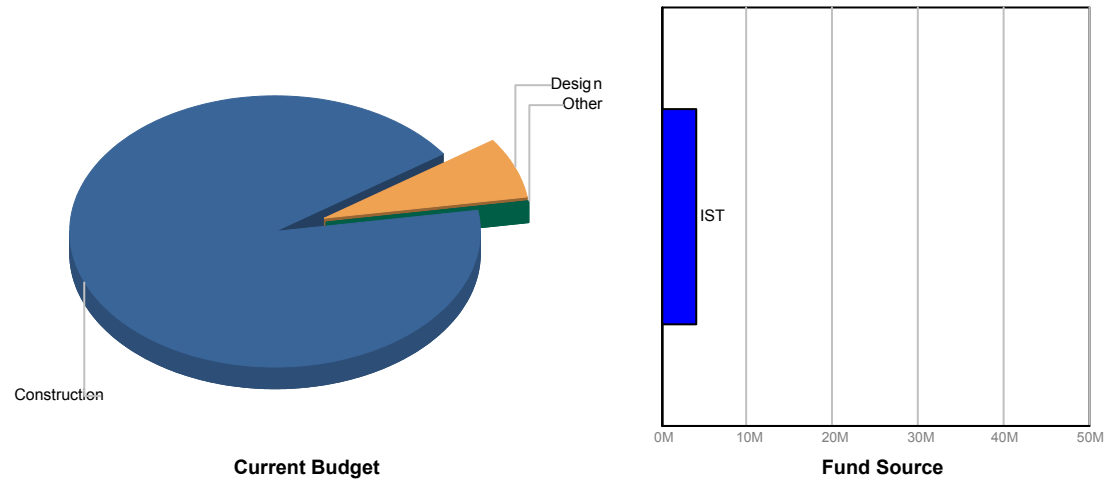
Consultant

SBE 100%
 Local 100%
 WBE N/A
 MBE N/A

Contractor

SBE 0%
 Local 75%
 WBE 0%
 MBE 0%

FUNDING



FINANCIAL SUMMARY

	Project Budget	Committed	% Committed	Paid To Date
	A	B	C=B/A	D
Design	\$299,161	\$18,683	6.25%	\$18,683
Construction	\$3,800,000	\$3,711,470	97.67%	\$3,373,633
Other	\$839	\$2,952	351.65%	\$2,952
TOTAL	\$4,100,000	\$3,733,104	91.05%	\$3,395,267

NOTES

Okeehelée Park Tennis Courts (Package 1), Jupiter Farms Park (Package 1), Caloosa Park (Package 1), Juno Park (Package 2), Westgate Park (Package 2), Bert Winters Park (Package 2), Glades Pioneer Park (Package 2), & Pinewoods Park (Package 3): Completed

S County Regional Park (Package 3): Parks added scope in April, which is currently being priced by the contractor.

Okeehelée Park Remainder (Package 3) - Project Awarded; NTP Issued 9/9/20; Currently in Construction. Expected Completion Mid-July



Monthly Infrastructure Sales Tax Project Report

Large Cap Projects

Data Date: 4/15/2021

Report Date: 5/6/2021

DESCRIPTION/TEAM

SCOPE

PHOTO

Project Title: FY2018 Sports Field Lighting Replacement
Project Number: T007
BCC District: Multiple
Delivery Method: Sports Field Lighting Annual
Category: S12-Sports Lighting Replacement
Status: Design
Designer: JLRD Engineers
Contractor: Musco
Project Manager: Stuart Patterson

Replacement of Sports Field Lighting at Dyer Park, Lake Charleston Park and (Burt Aaronson) South County Regional Park.
 IST FY 2018 funds: \$1,200,000.



SCHEDULE SUMMARY

	Original	Actual
Bidding Package 1	11/6/2019	11/6/2019
Construction Start Phase 1	2/3/2020	2/3/2020
Construction Completion Phase 1	7/2/2020	8/24/2020
Bidding Package 2	2/13/2020	2/13/2020
Construction Start Phase 2	5/11/2020	
Construction Completion Phase 2	7/17/2020	
Bidding Package 3	3/26/2020	3/26/2020
Construction Start Phase 3	6/15/2020	
Construction Completion Phase 3		
Project Start	6/29/2017	6/29/2017
Procurement (Light Fixture Vendor)	10/16/2018	10/16/2018
Procurement (Installation Contractor)	10/17/2018	5/9/2019
Final Completion	10/2/2020	

PARTICIPATION

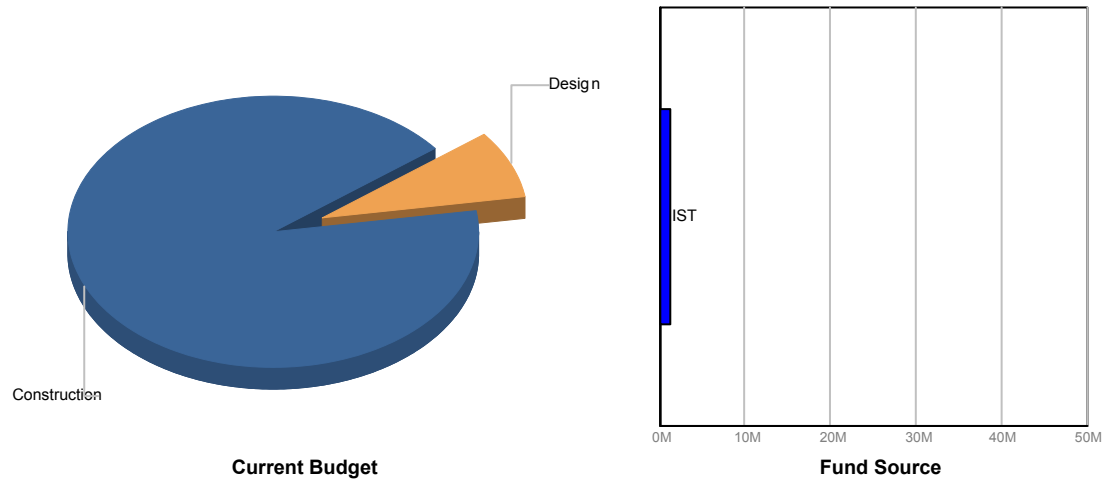
Consultant

SBE 100%
 Local 100%
 WBE N/A
 MBE N/A

Contractor

SBE 0%
 Local 75%
 WBE 0%
 MBE 0%

FUNDING



FINANCIAL SUMMARY

	Project Budget	Committed	% Committed	Paid To Date
	A	B	C=B/A	D
Design	\$96,000	\$28,890	30.09%	\$28,890
Construction	\$1,104,000	\$193,107	17.49%	\$92,419
TOTAL	\$1,200,000	\$221,996	18.50%	\$121,309

NOTES

Lake Charleston Park (Package 1): Completed

S County Regional Park (Package 3): Parks added scope in April, which is currently being priced by the contractor.

Dyer Park (Package 3): Currently in construction. Expected completion by end of August.



Monthly Infrastructure Sales Tax Project Report

Large Cap Projects

Data Date: 4/15/2021

Report Date: 5/6/2021

DESCRIPTION/TEAM

SCOPE

PHOTO

Project Title: FY2020 Sports Field Lighting Replacement
Project Number: T010
BCC District: Multiple
Delivery Method: Sports Field Lighting Annual
Category: S12-Sports Lighting Replacement
Status: Design
Designer: JLRD Engineers
Contractor: Musco
Project Manager: Stuart Patterson

Lake Lytal Athletic Courts, Haverhill Tennis & Racquetball Courts, BASCR Basketball Courts, Duncan Padgett Park Raquetball Courts
 IST Funds = \$1,300,000.



SCHEDULE SUMMARY

	Original	Actual
Project Start	6/29/2017	6/29/2017
Procurement (Light Fixture Vendor)	10/16/2018	10/16/2018
Procurement (Installation Contractor)	10/17/2018	

PARTICIPATION

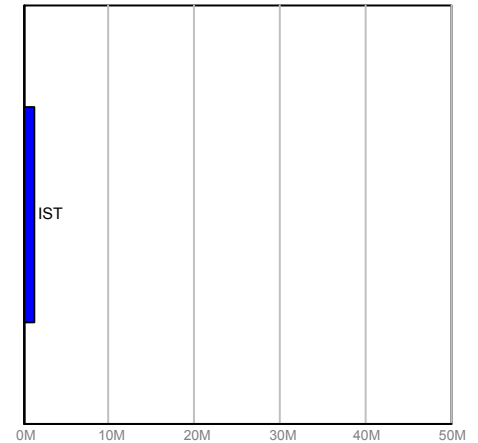
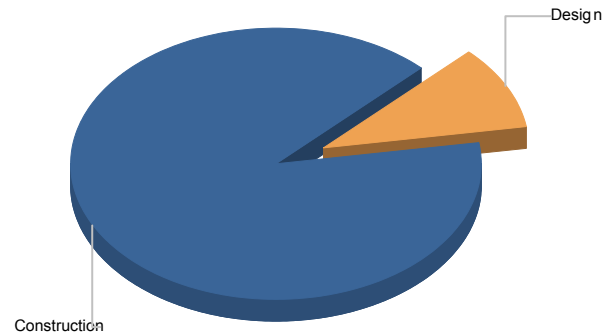
Consultant

SBE 100%
 Local 100%
 WBE N/A
 MBE N/A

Contractor

SBE TBD
 Local TBD
 WBE TBD
 MBE TBD

FUNDING



Current Budget

Fund Source

FINANCIAL SUMMARY

	Project Budget	Committed	% Committed	Paid To Date
	A	B	C=B/A	D
Design	\$130,000	\$451,003	346.93%	\$76,442
Construction	\$1,170,000	\$0	0.00%	\$0
TOTAL	\$1,300,000	\$451,003	34.69%	\$76,442

NOTES

Project will be divided into (2) packages: RFP #1, Supply Lighting Fixtures: Awarded to Musco Lighting RFP #2, Installation of Lighting Fixtures: CID will develop RFP for each package to (4) pre-qualified (to date) bidders. (Anticipated May 2021)



Monthly Infrastructure Sales Tax Project Report

Large Cap Projects

Data Date: 4/15/2021

Report Date: 5/6/2021

DESCRIPTION/TEAM

SCOPE

PHOTO

Project Title: Bert Winters Park Redevelopment

Project Number: T041
 BCC District: 01
 Delivery Method: Annual Contract
 Category: E02-Existing Park Redevelopment or Expansion
 Status: Design
 Designer: Architecture Green
 Contractor: TBD
 Project Manager: Sunil Jagoo

Demolish former PBMI building, tennis courts, and playground. Remove lights and poles servicing Field 2. Renovate Baseball Field 1. Construct new regulation 220' x 360' multipurpose field. Construct new 30' x 60' rental pavilion. Construct new playground area. Renovate existing day use dock for public use. Construct new paved parking, curbing, landscaping, sidewalks and picnic areas. Install new underground infrastructure and site lighting.



The project is funded in:
 FY 2019 IST \$200,000
 FY 2021 IST \$1,500,000
 FY 2021 FIND Grant TBD

SCHEDULE SUMMARY

	Original	Actual
Project Start	8/22/2019	8/22/2019
Asbestos Report Initiated	8/23/2019	8/23/2019
Asbestos Report Completion	10/1/2019	10/1/2019
Demolition Start	11/12/2019	4/16/2020
Demolition Completion	12/5/2019	8/17/2020
Design Completion	TBD	

PARTICIPATION

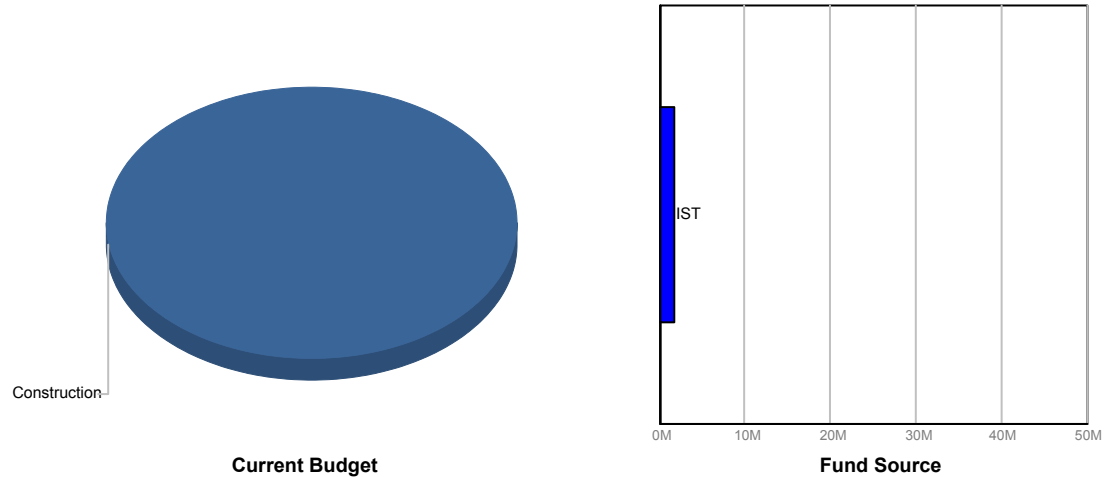
Consultant

SBE 89.28%
 Local 100%
 WBE N/A
 MBE N/A

Contractor

SBE TBD
 Local TBD
 WBE TBD
 MBE TBD

FUNDING



FINANCIAL SUMMARY

	Project Budget	Committed	% Committed	Paid To Date
	A	B	C=B/A	D
Construction	\$1,700,000	\$103,947	6.11%	\$77,477
Other	\$0	\$2,588	0.00%	\$2,543
Contingency	\$0	\$270	0.00%	\$270
TOTAL	\$1,700,000	\$106,805	6.28%	\$80,290

NOTES

A draft Master plan was sent for review, which Parks red-lined and returned to the Architect.



Monthly Infrastructure Sales Tax Project Report

Large Cap Projects

Data Date: 4/15/2021

Report Date: 5/6/2021

DESCRIPTION/TEAM

SCOPE

PHOTO

Project Title: Aqua Crest Pool Facility Replacement

The work consist of the design and renovation of the existing Aqua Crest pool facility. The scope includes but is not limited to: pool improvements such as leak detection, re-surface, lane marker replacement, filtration system replacement; pool deck renovations; demolition of wadding pool; new splash pad; relocation of ticketing booth, admin offices, guards room and weight's room; bathroom renovations; new shade structures and Marquee sign.



Project Number: T077
 BCC District: 07
 Delivery Method: CMR
 Category: A02-Aquatic Facility Repair and Replacement
 Status: Design
 Designer: Ohlson Lavoie Collaborative
 Contractor: TBD
 Project Manager: Rosalyn Acosta

SCHEDULE SUMMARY

	Original	Actual
Pre-Scope meeting	2/20/2019	2/20/2019
Design Services Advertisement	6/17/2019	8/4/2019
Consultant BCC Approval	1/14/2020	
Design Start	1/21/2020	
Construction Start	3/9/2021	
Substantial Completion	3/8/2022	
Project Close-out	5/3/2022	

PARTICIPATION

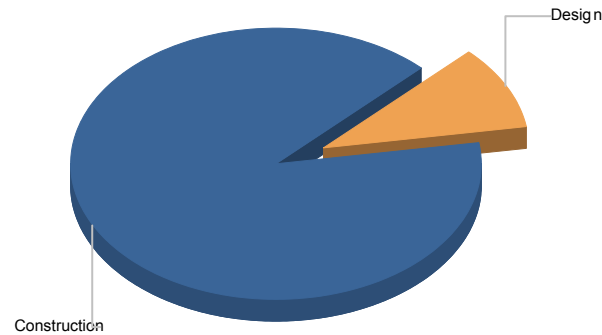
Consultant

SBE TBD
 Local TBD
 WBE N/A
 MBE N/A

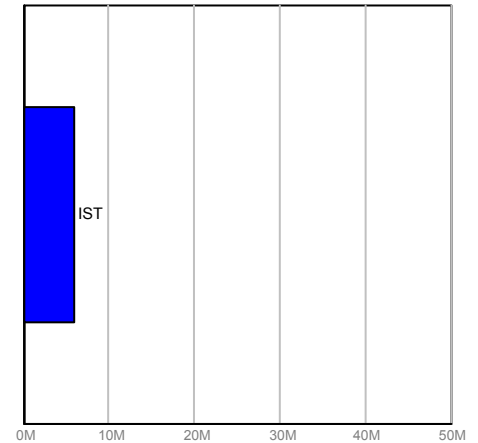
Contractor

SBE TBD
 Local TBD
 WBE TBD
 MBE TBD

FUNDING



Current Budget



Fund Source

FINANCIAL SUMMARY

	Project Budget	Committed	% Committed	Paid To Date
	A	B	C=B/A	D
Design	\$600,000	\$123,092	20.52%	\$77,762
Construction	\$5,400,000	\$14,058	0.26%	\$14,058
TOTAL	\$6,000,000	\$137,150	2.29%	\$91,820

NOTES

Additional funding proposal is now planned to go in front of BCC in June as part of a Workshop item . Parks will prepare a conditions assessment to convey why the complete re-build route is being pursued vs. renovation.



Monthly Infrastructure Sales Tax Project Report

Large Cap Projects

Data Date: 4/15/2021

Report Date: 5/6/2021

DESCRIPTION/TEAM

SCOPE

PHOTO

Project Title: Dyer Park Athletic Field Renovation

Replacement of existing grass field turf with synthetic turf on multi-purpose field 3, 4, & 5 as well as additional damaged area.
Funded: FY 2020 \$6,000,000



Project Number: T099
 BCC District: 07
 Delivery Method: TBD
 Category: A06-Athletic Field Renovations
 Status: Design
 Designer: Florida Transportation Engineering
 Contractor: TBD
 Project Manager: Stuart Patterson

SCHEDULE SUMMARY

	Original	Actual
Begin Existing Site Surveys	1/29/2020	1/29/2020
Complete Existing Site Surveys	6/30/2020	5/18/2020
Consultant Contract Issuance	12/14/2020	
Design Completion	7/2/2021	
Turf Supplier RFP Proposal Due	4/30/2021	
Design RFP Final Selection	10/29/2020	10/29/2020
Finalization of Existing Site Surveys	8/30/2020	9/18/2020
Design RFP Proposals Due	9/4/2020	9/10/2020

PARTICIPATION

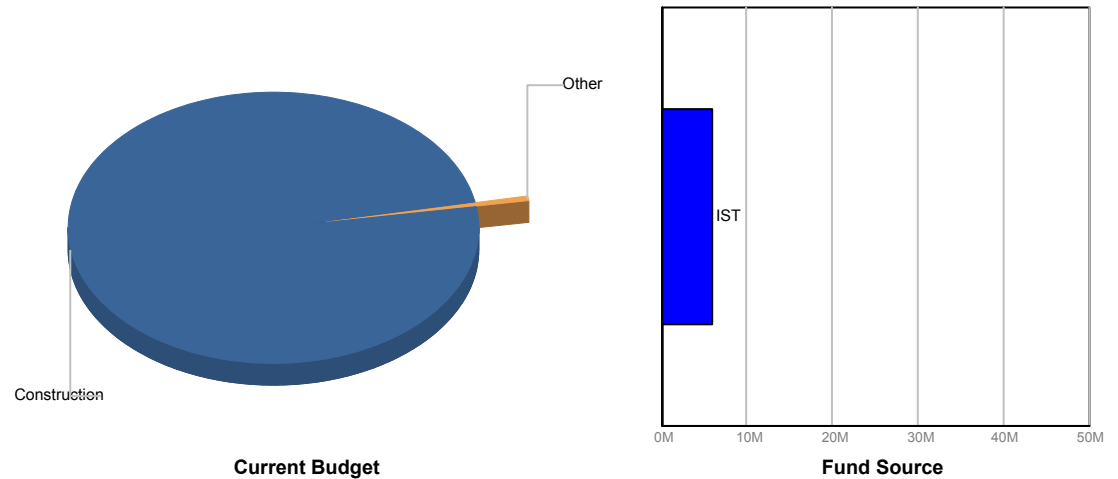
Consultant

SBE TBD
 Local TBD
 WBE TBD
 MBE TBD

Contractor

SBE TBD
 Local TBD
 WBE TBD
 MBE TBD

FUNDING



FINANCIAL SUMMARY

	Project Budget	Committed	% Committed	Paid To Date
	A	B	C=B/A	D
Construction	\$5,970,000	\$17,250	0.29%	\$17,250
Other	\$30,000	\$19,217	64.06%	\$19,217
TOTAL	\$6,000,000	\$36,467	0.61%	\$36,467

NOTES

Florida Transportation Engineering selected for engineering services . Contract in process; Approved by BCC April 20. Turf Supplier RFP to be completed at 50% design. Construction RFP will be developed for each package upon completion of supplier RFP. Anticipated that project will consist of (6) separate bid packages.



Monthly Infrastructure Sales Tax Project Report

Large Cap Projects

Data Date: 4/15/2021

Report Date: 5/6/2021

DESCRIPTION/TEAM

SCOPE

PHOTO

Project Title: Caloosa Park Athletic Field Renovation

Replacement of existing grass field turf with synthetic turf on multi-purpose field 1 & 3 as well as softball field 4.
Funded: FY 2020 \$4,000,000



Project Number: T100
 BCC District: 04
 Delivery Method: TBD
 Category: A06-Athletic Field Renovations
 Status: Design
 Designer: Florida Transportation Engineering
 Contractor: TBD
 Project Manager: Stuart Patterson

SCHEDULE SUMMARY

	Original	Actual
Begin Existing Site Surveys	1/29/2020	1/29/2020
Complete Existing Site Surveys	6/30/2020	5/18/2020
Consultant Contract Issuance	12/14/2020	
Design Completion	7/2/2021	
Turf Supplier RFP Proposal Due	4/30/2021	
Finalization of Existing Site Surveys	8/30/2020	9/18/2020
Design RFP Proposals Due	9/4/2020	9/10/2020
Design RFP Final Selection	10/29/2020	10/29/2020

PARTICIPATION

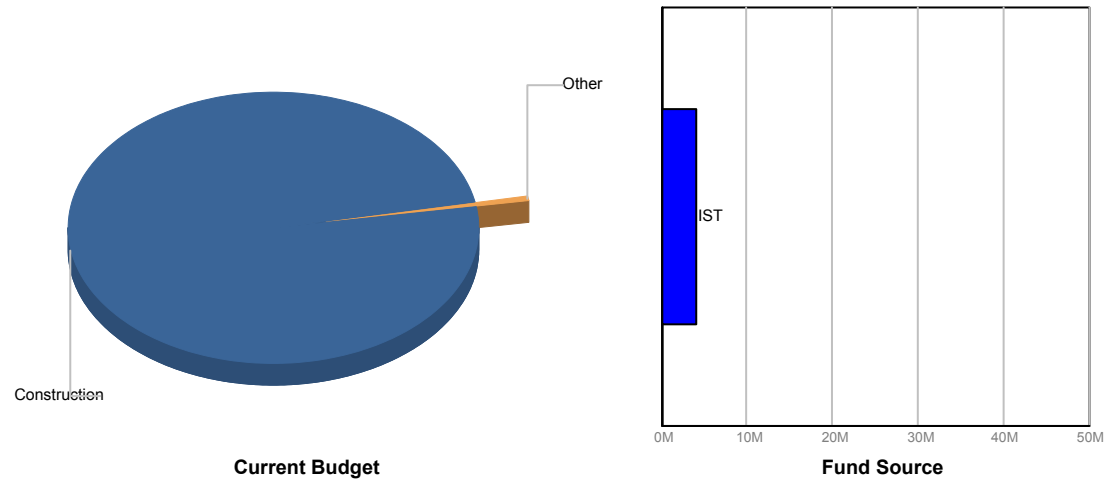
Consultant

SBE TBD
 Local TBD
 WBE TBD
 MBE TBD

Contractor

SBE TBD
 Local TBD
 WBE TBD
 MBE TBD

FUNDING



FINANCIAL SUMMARY

	Project Budget	Committed	% Committed	Paid To Date
	A	B	C=B/A	D
Construction	\$3,980,000	\$22,215	0.56%	\$22,215
Other	\$20,000	\$11,450	57.25%	\$11,450
TOTAL	\$4,000,000	\$33,666	0.84%	\$33,666

NOTES

Florida Transportation Engineering selected for engineering services . Contract in process; Approved by BCC April 20. Turf Supplier RFP to be completed at 50% design. Construction RFP will be developed for each package upon completion of supplier RFP. Anticipated that project will consist of (6) separate bid packages.



Monthly Infrastructure Sales Tax Project Report

Large Cap Projects

Data Date: 4/15/2021

Report Date: 5/6/2021

DESCRIPTION/TEAM

SCOPE

PHOTO

Project Title: JPP Athletic Field Renovation

Replacement of existing grass field turf with synthetic turf on the Miracle League Field as well as softball fields 2 & 3.
Funded: FY 2020 \$3,222,000



Project Number: T101
 BCC District: 03
 Delivery Method: TBD
 Category: A06-Athletic Field Renovations
 Status: Design
 Designer: Florida Transportation Engineering
 Contractor: TBD
 Project Manager: Stuart Patterson

SCHEDULE SUMMARY

PARTICIPATION

FUNDING

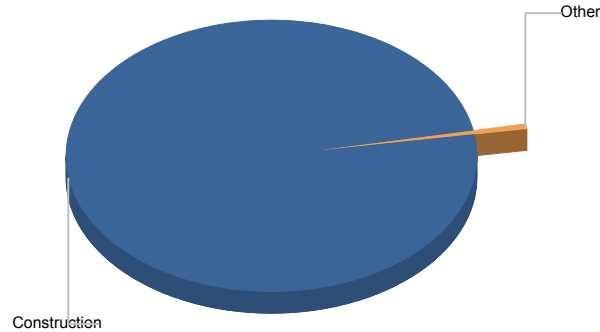
	Original	Actual
Design RFP Final Selection	10/29/2020	10/29/2020
Finalization of Existing Site Surveys	8/30/2020	9/18/2020
Design RFP Proposals Due	9/4/2020	9/10/2020
Consultant Contract Issuance	12/14/2020	
Design Completion	7/2/2021	
Turf Supplier RFP Proposal Due	4/30/2021	
Begin Existing Site Surveys	1/29/2020	1/29/2020
Complete Existing Site Surveys	6/30/2020	5/18/2020

Consultant

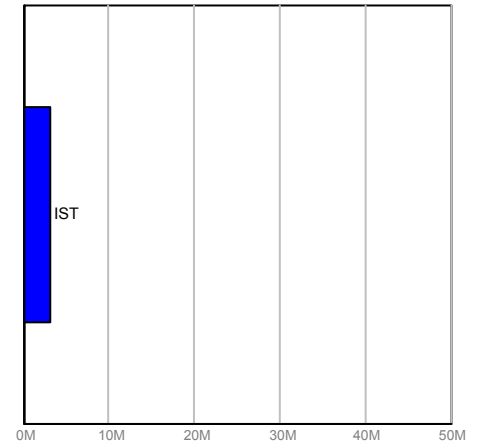
SBE TBD
 Local TBD
 WBE TBD
 MBE TBD

Contractor

SBE TBD
 Local TBD
 WBE TBD
 MBE TBD



Current Budget



Fund Source

FINANCIAL SUMMARY

NOTES

	Project Budget	Committed	% Committed	Paid To Date
	A	B	C=B/A	D
Construction	\$3,204,000	\$16,860	0.53%	\$16,860
Other	\$16,000	\$10,976	68.60%	\$10,976
TOTAL	\$3,220,000	\$27,836	0.86%	\$27,836

Florida Transportation Engineering selected for engineering services . Contract in process; Approved by BCC April 20. Turf Supplier RFP to be completed at 50% design. Construction RFP will be developed for each package upon completion of supplier RFP. Anticipated that project will consist of (6) separate bid packages.



Monthly Infrastructure Sales Tax Project Report

Large Cap Projects

Data Date: 4/15/2021

Report Date: 5/6/2021

DESCRIPTION/TEAM

SCOPE

PHOTO

Project Title: Loggers Run Park Athletic Field Renovation
Project Number: T102
BCC District: 05
Delivery Method: TBD
Category: A06-Athletic Field Renovations
Status: Design
Designer: TBD
Contractor: TBD
Project Manager: Stuart Patterson

Replacement of existing grass field turf with synthetic turf on multi-purpose field 1 & 2.
 Funded: FY 2020 \$3,200,000



SCHEDULE SUMMARY

	Original	Actual
Begin Existing Site Surveys	1/29/2020	1/29/2020
Complete Existing Site Surveys	6/30/2020	5/18/2020
Consultant Contract Issuance	12/14/2020	
Design Completion	7/2/2021	
Turf Supplier RFP Proposal Due	4/30/2021	
Finalization of Existing Site Surveys	8/30/2020	9/18/2020
Design RFP Proposals Due	9/4/2020	9/10/2020
Design RFP Final Selection	10/29/2020	10/29/2020

PARTICIPATION

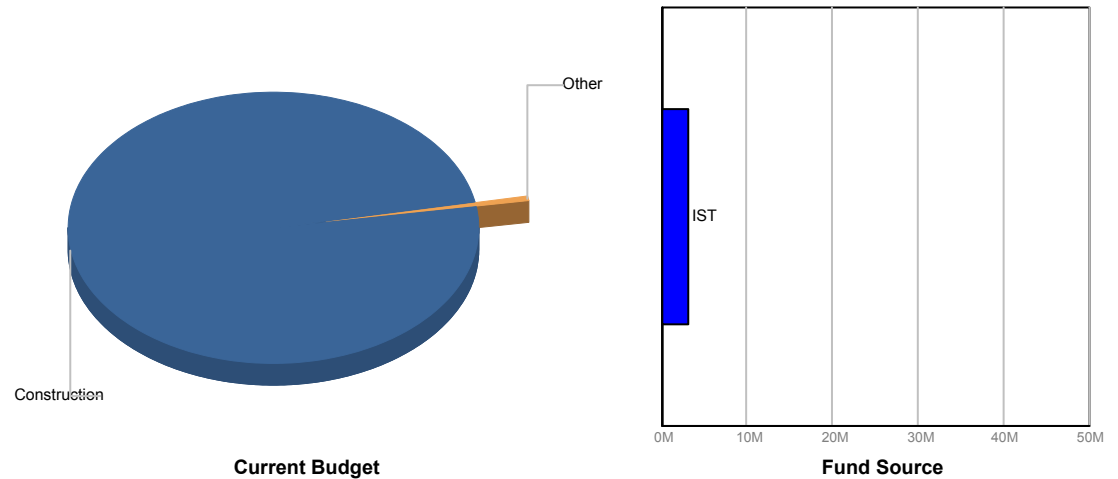
Consultant

SBE TBD
 Local TBD
 WBE TBD
 MBE TBD

Contractor

SBE TBD
 Local TBD
 WBE TBD
 MBE TBD

FUNDING



FINANCIAL SUMMARY

	Project Budget	Committed	% Committed	Paid To Date
	A	B	C=B/A	D
Construction	\$3,184,000	\$13,750	0.43%	\$13,750
Other	\$16,000	\$13,925	87.03%	\$13,925
TOTAL	\$3,200,000	\$27,675	0.86%	\$27,675

NOTES

Florida Transportation Engineering selected for engineering services . Contract in process; Approved by BCC April 20. Turf Supplier RFP to be completed at 50% design. Construction RFP will be developed for each package upon completion of supplier RFP. Anticipated that project will consist of (6) separate bid packages.



Monthly Infrastructure Sales Tax Project Report

Large Cap Projects

Data Date: 4/15/2021

Report Date: 5/6/2021

DESCRIPTION/TEAM

SCOPE

PHOTO

Project Title: Samuel Friedland District Park Expansion
Project Number: T103
BCC District: 06
Delivery Method: TBD
Category: A06-Athletic Field Renovations
Status: Design
Designer: Florida Transportation Engineering
Contractor: TBD
Project Manager: Stuart Patterson

Replacement of existing grass field turf with synthetic turf on multi-purpose field 9 & 10 as well as the open play field.
 Funded: FY 2020 \$3,000,000



SCHEDULE SUMMARY

PARTICIPATION

FUNDING

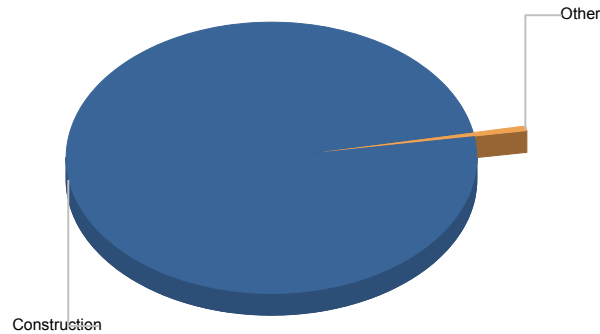
	Original	Actual
Design RFP Final Selection	10/29/2020	10/29/2020
Finalization of Existing Site Surveys	8/30/2020	9/18/2020
Design RFP Proposals Due	9/4/2020	9/10/2020
Consultant Contract Issuance	12/14/2020	
Design Completion	7/2/2021	
Turf Supplier RFP Proposal Due	4/30/2021	
Begin Existing Site Surveys	1/20/2020	1/29/2020
Complete Existing Site Surveys	6/30/2020	5/18/2020

Consultant

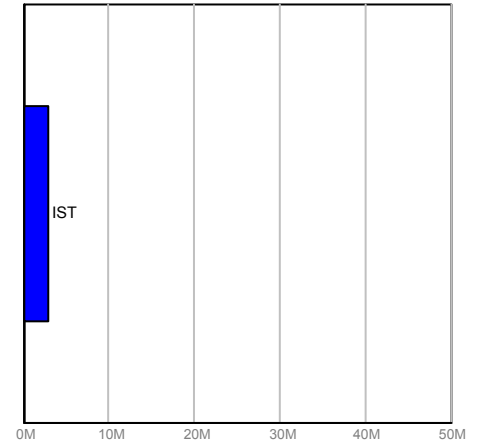
SBE TBD
 Local TBD
 WBE TBD
 MBE TBD

Contractor

SBE TBD
 Local TBD
 WBE TBD
 MBE TBD



Current Budget



Fund Source

FINANCIAL SUMMARY

NOTES

	Project Budget	Committed	% Committed	Paid To Date
	A	B	C=B/A	D
Construction	\$2,985,000	\$12,967	0.43%	\$12,967
Other	\$15,000	\$8,061	53.74%	\$8,061
TOTAL	\$3,000,000	\$21,028	0.70%	\$21,028

Florida Transportation Engineering selected for engineering services . Contract in process; Approved by BCC April 20. Turf Supplier RFP to be completed at 50% design. Construction RFP will be developed for each package upon completion of supplier RFP. Anticipated that project will consist of (6) separate bid packages.



Monthly Infrastructure Sales Tax Project Report

Large Cap Projects

Data Date: 4/15/2021

Report Date: 5/6/2021

DESCRIPTION/TEAM

SCOPE

PHOTO

Project Title: Westgate Park Restroom and Athletic Field Renovation
Project Number: T110
BCC District: 07
Delivery Method: TBD
Category: E02-Existing Park Redevelopment or Expansion
Status: Design
Designer: Florida Transportation Engineering
Contractor: TBD
Project Manager: Stuart Patterson

Replacement of existing grass field turf with synthetic turf on multi-purpose field 1.
Funded:
 FY 2020 \$250,000
 FY 2023 \$1,750,000



SCHEDULE SUMMARY

PARTICIPATION

FUNDING

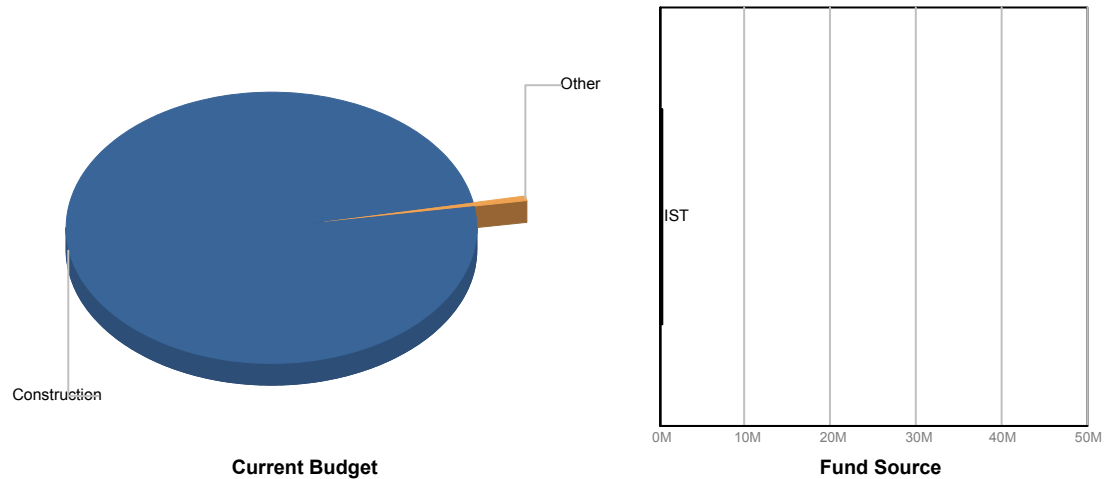
	Original	Actual
Begin Existing Site Surveys	1/29/2020	1/29/2020
Complete Existing Site Surveys	6/30/2020	5/18/2020
Finalization of Existing Site Surveys	8/30/2020	9/18/2020
Design RFP Proposals Due	9/4/2020	9/10/2020
Design RFP Final Selection	10/29/2020	10/29/2020
Consultant Contract Issuance	12/14/2020	
Design Completion	7/2/2021	
Turf Supplier RFP Proposal Due	4/30/2021	

Consultant

- SBE
- Local
- WBE
- MBE

Contractor

- SBE
- Local
- WBE
- MBE



FINANCIAL SUMMARY

NOTES

	Project Budget	Committed	% Committed	Paid To Date
	A	B	C=B/A	D
Construction	\$248,750	\$0	0.00%	\$0
Other	\$1,250	\$16,410	1,312.81%	\$5,650
TOTAL	\$250,000	\$16,410	6.56%	\$5,650

Florida Transportation Engineering selected for engineering services. Contract approved by BCC April 20. Turf Supplier RFP to be completed at 50% design. Construction RFP will be developed for each package upon completion of supplier RFP. Anticipated that project will consist of (6) separate bid packages.



Monthly Infrastructure Sales Tax Project Report

Large Cap Projects

Data Date: 4/15/2021

Report Date: 5/6/2021

DESCRIPTION/TEAM

SCOPE

PHOTO

Project Title: Dubois Park Var Historic Building Repair and Renovation
Project Number: T111
BCC District: 01
Delivery Method: Annual Contract
Category: P08-Public Building Repair Replacement & Expans
Status: Design
Designer: N/A
Contractor: Robling Architecture Construction
Project Manager: Ben Carroll

The project consists of relocating the Pineapple Packing House structure, wood framing repairs, roof replacement and new windows, doors, electrical and HVAC

IST FY 2020 - \$250,000
 IST FY 2021 - \$250,000
 IST FY 2022 - \$250,000
 IST FY 2023 - \$250,000
 IST FY 2024 - \$400,585
 IST FY 2025 - \$599,415



SCHEDULE SUMMARY

	Original	Actual
Project Start	4/12/2021	4/12/2021
Project Completion	12/13/2021	

PARTICIPATION

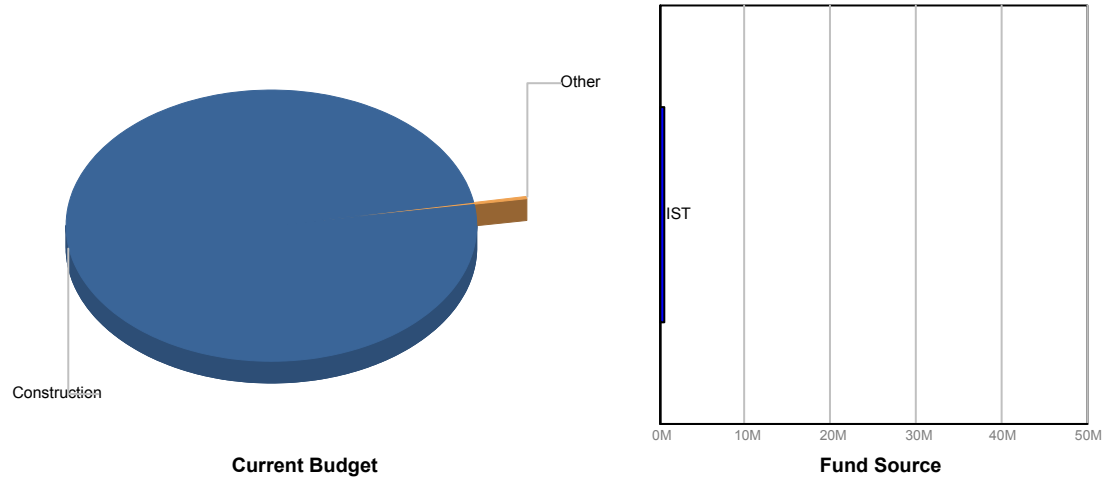
Consultant

SBE N/A
 Local N/A
 WBE N/A
 MBE N/A

Contractor

SBE 10.46%
 Local 100%
 WBE 0%
 MBE 0%

FUNDING



FINANCIAL SUMMARY

	Project Budget	Committed	% Committed	Paid To Date
	A	B	C=B/A	D
Construction	\$498,750	\$216,668	43.44%	\$0
Other	\$1,250	\$501	40.07%	\$501
TOTAL	\$500,000	\$217,169	43.43%	\$501

NOTES

Preconstruction meeting held 4/1/21. Awaiting revised schedule/material change order.



Monthly Infrastructure Sales Tax Project Report

Large Cap Projects

Data Date: 4/15/2021

Report Date: 5/6/2021

DESCRIPTION/TEAM

SCOPE

PHOTO

Project Title: Canyon's District Park New Park Development
Project Number: T122
BCC District: 05
Delivery Method: Construction Manager at Risk
Category: N02-New Park Development
Status: Design
Designer: Architecture Green
Contractor: Kaufman Lynn
Project Manager: Rosalyn Acosta

The project consists of the construction of a 52 acre Park south of Boynton Beach Blvd, along the west side of Acme Dairy Rd. with the Canyon Lakes Communities bordering the south and west limits of the site. The park will be constructed in two phases. Phase I will need to be completed in order to transfer the multi-purpose activities that currently take place on two existing soccer fields located to the west of the park. Once transferred the old soccer fields site will become the site of the new Canyon District Library.

 FT2021 IST \$12,000,000



SCHEDULE SUMMARY

PARTICIPATION

FUNDING

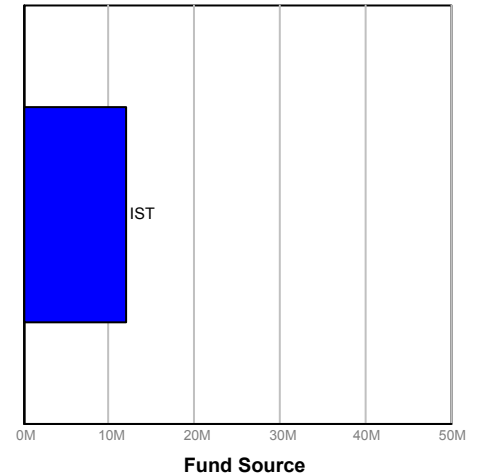
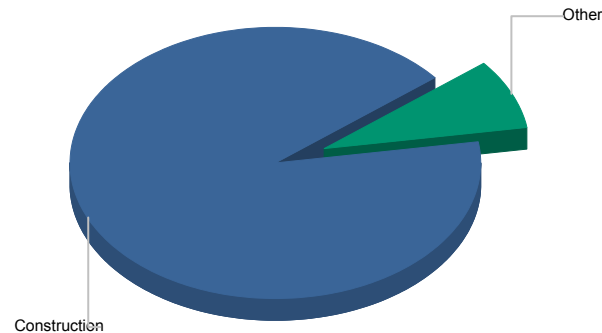
	Original	Actual
GMP Approval	1/14/2021	12/8/2020
Construction Start	1/27/2021	
Construction Completion	1/27/2022	
Project Completion	3/27/2022	

Consultant

- SBE 75.93%
- Local 100%
- WBE 21.41%
- MBE 0%

Contractor

- SBE 22.32%
- Local 100%
- WBE 22.32%
- MBE 22.32%



FINANCIAL SUMMARY

NOTES

	Project Budget	Committed	% Committed	Paid To Date
	A	B	C=B/A	D
Design	\$0	\$0	0.00%	\$0
Construction	\$11,000,000	\$10,793,121	98.12%	\$762,341
Other	\$1,000,000	\$5,228	0.52%	\$5,228
TOTAL	\$12,000,000	\$10,798,349	89.99%	\$767,569

Excavation of the lakes is ongoing, Joe Abruzzo has been closed, and roadwork started. Approval from WUD pending on whether directional boar or open cut will be used to install water main connections.
 Phase 1A - Maintenance Building GMP approved by BCC on May 4.