


Monthly Infrastructure Sales Tax Project Report

Large Cap Projects

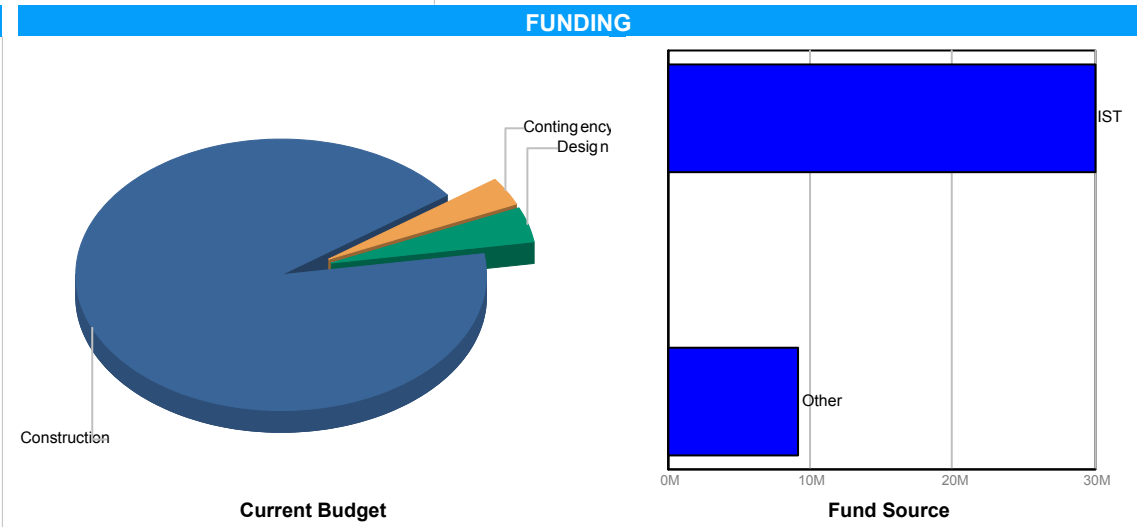
Data Date: 05/21/2020

Report Date: 06/08/2020

DESCRIPTION/TEAM	SCOPE	PHOTO
<p>Project Title: Headquarters R&R</p> <p>Project Number: 11206 BCC District: 02 Delivery Method: Construction Management Category: S06-Sheriff - FDO Status: Design Designer: Leo Daly Contractor: Kast Construction Project Manager: Jim Daley</p>	<p>Interior renovation/remodeling to select areas located within the existing PBSO HQ, which has been in operation 24/7 for approximately 35 years. The existing exterior walls and window system to be analyzed with an Exterior Wall Hardening Study . Partial roof replacement, level 3 ballistic resistance at the first floor exterior envelope, replacement of building systems and various phases of work to sustain continuous operations are all included within the scope of work.</p> <p>This project is funded in: FY 2017 IST \$1,600,000 FY 2019 IST \$11,047,000 FY 2020 IST \$10,835,000 FY 2021 IST \$9,220,000</p>	

SCHEDULE SUMMARY		
	Original	Actual
Project Start	3/14/2016	3/14/2016
Design Start	5/9/2017	5/9/2017
Construction Start	1/31/2019	
Substantial Completion	1/31/2022	
Project Completion	2/28/2022	

PARTICIPATION	
Consultant	
SBE	24.71%
Local	100%
WBE	N/A
MBE	N/A
Contractor	
SBE	12.75%
Local	100%
WBE	N/A
MBE	N/A



FINANCIAL SUMMARY				
	Project Budget	Committed	% Committed	Paid To Date
	A	B	C=B/A	D
Design	\$1,774,200	\$1,643,234	92.62%	\$698,345
Construction	\$38,686,645	\$628,865	1.63%	\$435,682
Furniture, Fixtures & Equipment	\$0	\$0	0.00%	\$0
Other	\$0	\$27,033	0.00%	\$27,033
Contingency	\$1,418,800	\$0	0.00%	\$0
TOTAL	\$41,879,645	\$2,299,131	5.49%	\$1,161,059

NOTES


The Kast exterior contract was cancelled and is now being rebid to include the interior project as well. A pre-construction proposal is being reviewed now to include the entire interior and exterior projects. Kast is performing the low voltage tie-in to the Evidence building and will complete in July. A stop work order is still in effect for HQ, the LV work is considered essential to open the Evidence building .

Monthly Infrastructure Sales Tax Project Report

Large Cap Projects

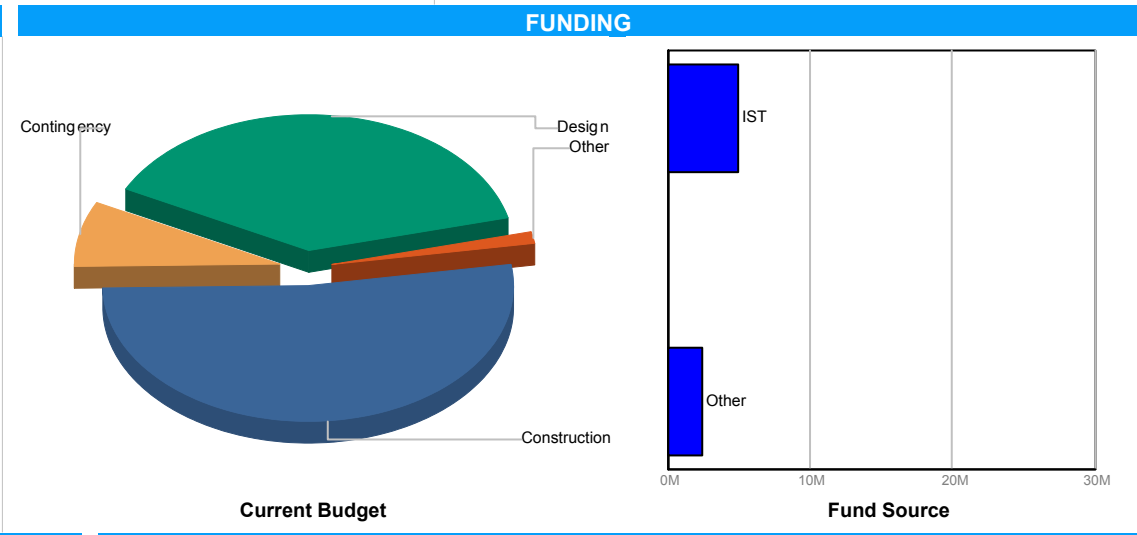
Data Date: 05/21/2020

Report Date: 06/08/2020

DESCRIPTION/TEAM	SCOPE	PHOTO
<p>Project Title: Ocean Inlet Park and Marina Renovation</p> <p>Project Number: 13367 BCC District: 04 Delivery Method: TBD Category: P08-Public Building Repair Replacement & Expans Status: Design Designer: Alan Gerwig & Associates, Inc. Contractor: TBD Project Manager: Rich Avery</p>	<p>The project consists of the replacement of marina components as well as new components including bulkhead wall, floating docks, floating finger docks, fixed dock, boat lifts, floating wave attenuator, landscaping, and replacement of the current Marina/Restroom and concession buildings. The project will be constructed in two phases. Phase one will consist of marina bulkhead, dock reconstruction and wave attenuator construction. The remaining scope to be completed during phase 2.</p> <p>Total available funding for this project consists of \$2,500,000 FY18 IST funds, \$2,500,000 FY20 Find Grant funds. Future funding consists of \$2,500,000 FY23 IST funds and shown as "Future Funding" within the current budget.</p>	

SCHEDULE SUMMARY		
	Original	Actual
Phase I Start	2/5/2018	2/4/2018
Design Start	10/22/2018	10/22/2018
Construction Start	12/3/2019	
Substantial Completion	11/3/2020	

PARTICIPATION	
Consultant	
SBE	82.50%
Local	100%
WBE	N/A
MBE	N/A
Contractor	
SBE	TBD
Local	TBD
WBE	TBD
MBE	TBD



FINANCIAL SUMMARY				
	Project Budget	Committed	% Committed	Paid To Date
	A	B	C=B/A	D
Design	\$2,885,300	\$231,387	8.02%	\$231,387
Construction	\$3,906,200	\$0	0.00%	\$0
Other	\$108,500	\$25,417	23.43%	\$25,417
Contingency	\$600,000	\$0	0.00%	\$0
TOTAL	\$7,500,000	\$256,804	3.42%	\$256,804

NOTES


A permit discrepancy was discovered with the FDEP permit regarding the pruning vs . removal of two mangrove trees, this required an application modification to be submitted, but should not impact the project timeline. The submerged land lease was also submitted to the state and should be finalized with in the next month.

Monthly Infrastructure Sales Tax Project Report

Large Cap Projects

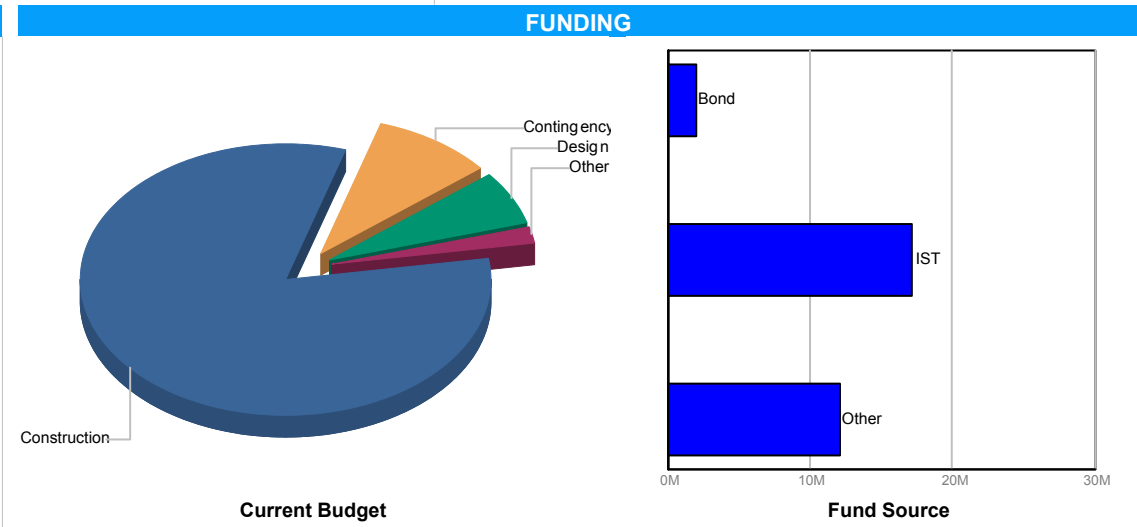
Data Date: 05/21/2020

Report Date: 06/08/2020

DESCRIPTION/TEAM	SCOPE	PHOTO
<p>Project Title: Evidence Building</p> <p>Project Number: 14218 BCC District: 02 Delivery Method: Construction Management Category: S06-Sheriff - FDO Status: Design Designer: Leo Daly Contractor: Pirtle Construction Project Manager: Mike McPherson</p>	<p>The project consists of a new 2-story Evidence Storage/Crime Scene/Crime Lab Facility (Approximately 87,000 GSF) and a 12,000 GSF metal building for impound vehicle storage. The main facility will house property seized by the Sheriff's Office, Administrative Offices, Evidence Processing via the crime scene investigation unit and the crime lab.</p> <p>Monitored cameras, motion detectors, and restricted access with electronic logging will be provided. The facility will accommodate secure vehicle garage bays that can store large vehicles (i.e. 56' long trailers) holding evidence for investigation or transport.</p> <p>Site Development (16 Acres) to include user parking (public, booking officers & staff), a fenced/gated impound lot (350 surface spaces) and a limited area of covered parking.</p>	

SCHEDULE SUMMARY		
	Original	Actual
Project Start	3/30/2016	12/21/2016
Design Start	6/28/2017	6/28/2017
Construction Start	7/5/2018	4/29/2019
Substantial Completion	11/5/2019	
Project Completion	11/26/2019	

PARTICIPATION	
Consultant	
SBE	33.21%
Local	78.96%
WBE	N/A
MBE	N/A
Contractor	
SBE	21.60%
Local	55%
WBE	N/A
MBE	N/A



FINANCIAL SUMMARY				
	Project Budget	Committed	% Committed	Paid To Date
	A	B	C=B/A	D
Design	\$1,961,526	\$2,240,106	114.20%	\$1,755,152
Construction	\$25,680,589	\$27,026,997	105.24%	\$17,922,709
Furniture, Fixtures & Equipment	\$0	\$0	0.00%	\$0
Other	\$602,158	\$192,346	31.94%	\$192,346
Contingency	\$2,992,268	\$3,672	0.12%	\$3,672
TOTAL	\$31,236,542	\$29,463,121	94.32%	\$19,873,879

NOTES

We have power to the building that will allow testing of the systems. However, we are waiting on the water meter to be released for installation. There are few systems that are still to be completed and they are access control, CCTV, Pre-action and Fire alarm. HVAC system has been tested. Fiber to be installed from our site to HQ is being installed, landscaping is being installed, second lift of asphalt in certain areas is being installed, and many finishes are being completed. The funding sources for this project are as follows: Bond \$2M, Impact Fees \$6.7M, Ad Valorem \$1.2M, and IST \$21,336,540 for a total Project Budget of \$31,236,542.

Monthly Infrastructure Sales Tax Project Report

Large Cap Projects

Data Date: 05/21/2020

Report Date: 06/08/2020

DESCRIPTION/TEAM

SCOPE

PHOTO

Project Title: CR 880 Canal Bank Stabilization

Project Number: 1448
 BCC District: 06
 Delivery Method: Bid Contract Award
 Category: C02-CR 880 Canal Bank Stabilization
 Status: Construction
 Designer: Wantman Group
 Contractor: Dickerson Florida, Inc.
 Project Manager: Holly Knight

This project will repair, restore, and stabilize the embankment along a portion of County Road 880. The South Florida Water Management District's L-13 Canal parallels and is very close to County Road 880. The embankment area for County Road 880 to the canal is minimal. The undermining of the County Road 880 embankment continues due to storm events and increased South Florida Water Management District pumping and has progressively deteriorated. Repair of the embankment is necessary to prevent the eventual collapse of County Road 880 and to ensure the integrity of County Road 880 and provide a safe roadway for the public.
 IST Funds: FY17 \$1,000,000 FY18 \$2,000,000 FY24 \$2,000,000.



SCHEDULE SUMMARY

	Original	Actual
Construction Notice to Proceed	6/5/2017	6/5/2017
Phase III Construction Complete	11/2/2017	10/20/2017
Phase IV-Construction Notice to Proceed	6/1/2018	7/9/2018
Phase IV-Construction Complete	12/1/2018	3/27/2019
Phase V-Construction Notice to Proceed	6/1/2019	7/1/2019
Phase V-Construction Complete	12/1/2019	11/20/2019

PARTICIPATION

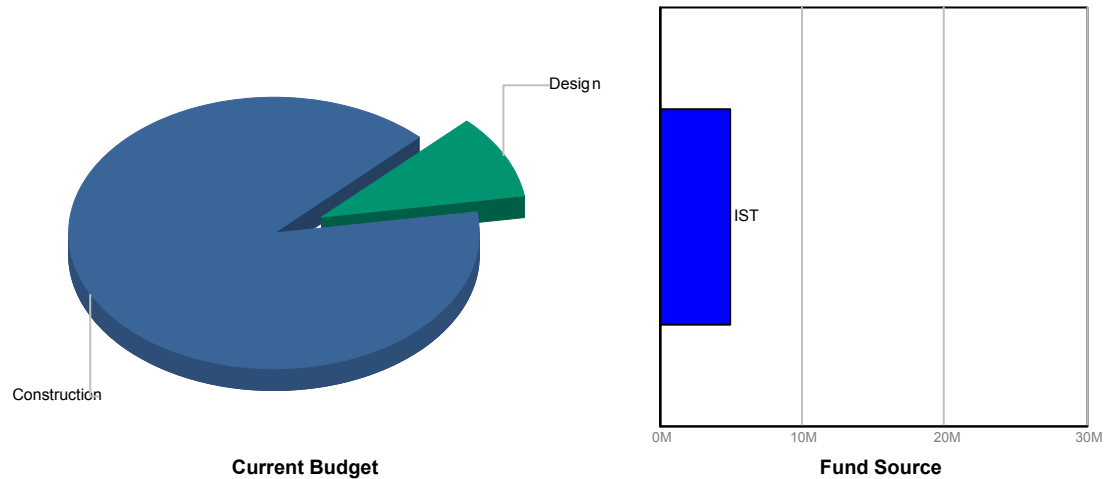
Consultant

SBE 15%
 Local 100%
 WBE 0%
 MBE 0%

Contractor

SBE 23.4%
 Local 23.4%
 WBE 0%
 MBE 0%

FUNDING



FINANCIAL SUMMARY

	Project Budget	Committed	% Committed	Paid To Date
	A	B	C=B/A	D
Design	\$500,000	\$72,293	14.46%	\$71,740
Construction	\$4,500,000	\$2,533,666	56.30%	\$2,298,262
Contingency	\$0	\$0	0.00%	\$0
TOTAL	\$5,000,000	\$2,605,959	52.12%	\$2,370,003

NOTES

Phases I and II (constructing adjacent locations) were completed in FY 2015 and FY 2016 using non-IST funding. Phase III construction is funded at \$1,000,000 in FY 2017. Construction for Phases IV & V are funded at \$2,000,000 in FY 2018. Construction is complete for Phases III, IV and V. Project will recommence upon arrival of FY 2024 funding.

Monthly Infrastructure Sales Tax Project Report

Large Cap Projects

Data Date: 05/21/2020

Report Date: 06/08/2020

DESCRIPTION/TEAM

SCOPE

PHOTO

Project Title: Main Detention Center Electronics

Project Number: 15218
 BCC District: 02
 Delivery Method: Construction Management
 Category: S06-Sheriff - FDO
 Status: Construction
 Designer: Leo A. Daly
 Contractor: Hedrick Brothers Construction
 Project Manager: Mike McPherson

Phase II - Electronics for the South, East, and West Towers at the Main Detention Center, which have continually operated since the early 1980's. These systems include door controls, intercom, nurse's call system, CCTV, upgrade of EST3 software for fire alarm and new infrastructure for the future expansion of the CCTV system.
 Main Detention Center Electronics (B594) IST Funding
 FY 2017 IST \$5,600,000
 FY 2018 IST \$4,700,000
 The total Electronics budget is \$11,235,851 of which \$1,021,161 is funded through Ad Valorem.



SCHEDULE SUMMARY

	Original	Actual
Project Start	7/9/2015	6/9/2015
Design Start	6/21/2016	6/21/2016
Construction Start	3/19/2018	5/17/2018
Substantial Completion	3/15/2022	
Project Completion	6/30/2022	

PARTICIPATION

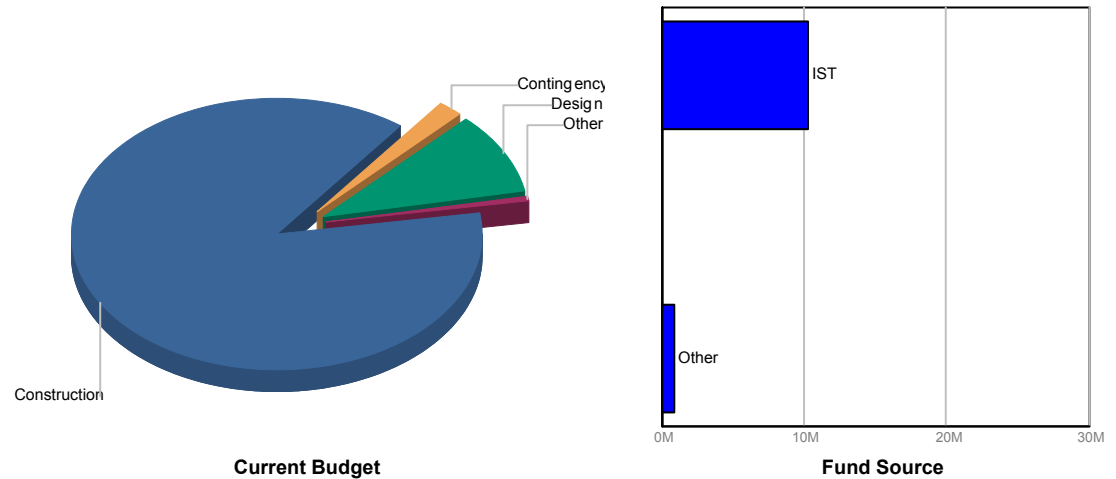
Consultant

SBE 22.60%
 Local 67%
 WBE N/A
 MBE N/A

Contractor

SBE 76.79%
 Local 80%
 WBE N/A
 MBE N/A

FUNDING



FINANCIAL SUMMARY

	Project Budget	Committed	% Committed	Paid To Date
	A	B	C=B/A	D
Design	\$1,096,507	\$3,040,725	277.31%	\$2,047,019
Construction	\$9,868,421	\$7,157,471	72.53%	\$6,912,932
Furniture, Fixtures & Equipment	\$0	\$0	0.00%	\$0
Other	\$55,740	\$59,101	106.03%	\$59,101
Contingency	\$215,183	\$0	0.00%	\$0
TOTAL	\$11,235,851	\$10,257,297	91.29%	\$9,019,051

NOTES

Floors 4-12 have been completed with the installation of the cameras. Hedrick Brothers are currently working on the 2nd & 3rd floors.

Monthly Infrastructure Sales Tax Project Report

Large Cap Projects

Data Date: 05/21/2020

Report Date: 06/08/2020

DESCRIPTION/TEAM

SCOPE

PHOTO

Project Title: Palm Beach Lakes Blvd over FEC R/R

This project will rehabilitate an existing bridge that was built over 50 years ago. The project will improve traffic safety (lane widths, pedestrian barrier, railings) and may involve other improvements such as shoulders, bike lanes, and sidewalks.

Project Number: 1532
 BCC District: 07
 Delivery Method: Design CCNA
 Category: B04-Bridge Modifications
 Status: Design
 Designer: HNTB
 Contractor: TBD
 Project Manager: Kathleen Farrell



SCHEDULE SUMMARY

	Original	Actual
Project Start	9/30/2017	9/30/2017
Design Procurement Finish	9/3/2019	12/1/2019
Design Start	4/7/2020	4/7/2020
Permit Application	10/1/2022	
Permit Issued	10/1/2023	
Design Finish	2/1/2024	
Construction Start	1/1/2025	
Construction Finish	10/1/2026	
Project Completion	10/1/2026	

PARTICIPATION

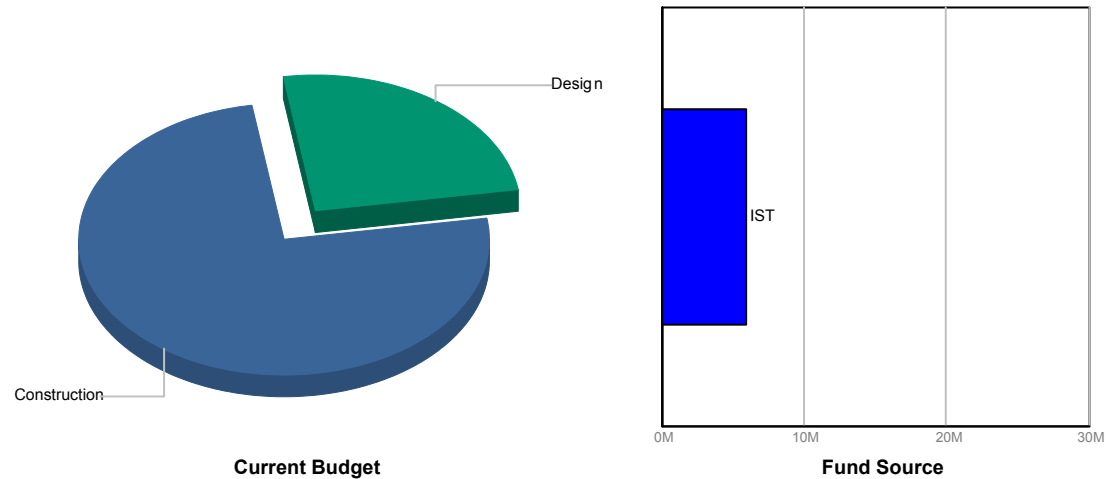
Consultant

- SBE 36.5%
- Local 96%
- WBE TBD
- MBE TBD

Contractor

- SBE TBD
- Local TBD
- WBE TBD
- MBE TBD

FUNDING



FINANCIAL SUMMARY

	Project Budget	Committed	% Committed	Paid To Date
	A	B	C=B/A	D
Design	\$1,500,000	\$333,310	22.22%	\$20,627
Construction	\$4,500,000	\$603	0.01%	\$603
Other	\$0	\$15,327	0.00%	\$15,327
Contingency	\$0	\$0	0.00%	\$0
TOTAL	\$6,000,000	\$349,241	5.82%	\$36,557

NOTES


The project is in the coordination stage with stakeholders including the City of West Palm Beach and the Community Redevelopment Agency to determine scope and design parameters for the rehabilitation of the bridge superstructure. This project is funded for design in FY 2017. Construction is currently included in the plan for FY 2021. The first phase of design (Study & Stakeholder Coordination) started on 4/7/2020.

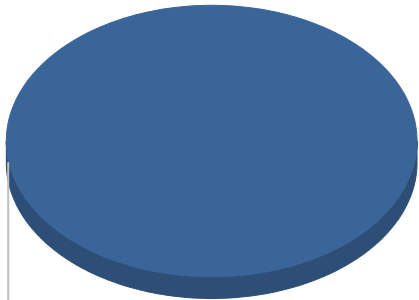
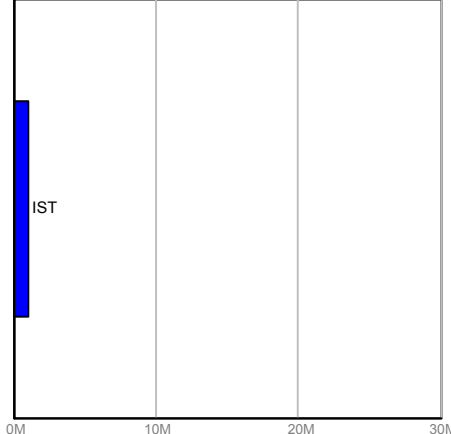
Monthly Infrastructure Sales Tax Project Report

Large Cap Projects

Data Date: 05/21/2020

Report Date: 06/08/2020

DESCRIPTION/TEAM	SCOPE	PHOTO
<p>Project Title: Sections of Jog Road</p> <p>Project Number: 1537</p> <p>BCC District: Multiple</p> <p>Delivery Method: Annual Striping Contract</p> <p>Category: S16-Striping</p> <p>Status: Construction</p> <p>Designer: N/A</p> <p>Contractor: Oglesby</p> <p>Project Manager: Larry Kelly</p>	<p>This project consists of restriping sections of Jog Road.</p> <p>FY 2017 \$350,000</p> <p>FY 2021 \$150,000</p> <p>FY 2022 \$100,000</p> <p>FY 2023 \$100,000</p> <p>FY 2024 \$200,000</p> <p>FY 2026 \$200,000</p>	

SCHEDULE SUMMARY	PARTICIPATION	FUNDING																					
<table border="1"> <thead> <tr> <th></th> <th>Original</th> <th>Actual</th> </tr> </thead> <tbody> <tr> <td>Summit to Gun Club Complete</td> <td>9/20/2017</td> <td>9/20/2017</td> </tr> <tr> <td>PGA to Hood Complete</td> <td>10/31/2017</td> <td>10/31/2017</td> </tr> <tr> <td>10th Avenue N. to Summit Complete</td> <td>1/22/2018</td> <td>1/22/2018</td> </tr> <tr> <td>Wallis to Roebuck Complete</td> <td>3/7/2018</td> <td>3/7/2018</td> </tr> <tr> <td>Gateway to S. of Hypoluxo Complete</td> <td>12/17/2018</td> <td>10/18/2018</td> </tr> <tr> <td>Glades to NW 55th St.</td> <td>3/19/2019</td> <td>3/19/2019</td> </tr> </tbody> </table>		Original	Actual	Summit to Gun Club Complete	9/20/2017	9/20/2017	PGA to Hood Complete	10/31/2017	10/31/2017	10th Avenue N. to Summit Complete	1/22/2018	1/22/2018	Wallis to Roebuck Complete	3/7/2018	3/7/2018	Gateway to S. of Hypoluxo Complete	12/17/2018	10/18/2018	Glades to NW 55th St.	3/19/2019	3/19/2019	<p>Consultant</p> <p>SBE N/A</p> <p>Local N/A</p> <p>WBE N/A</p> <p>MBE N/A</p> <p>Contractor</p> <p>SBE 61%</p> <p>Local 61%</p> <p>WBE 0%</p> <p>MBE 0%</p>	<div style="text-align: center;">  <p>Construction</p> <p>Current Budget</p> </div> <div style="text-align: center;">  <p>IST</p> <p>Fund Source</p> </div>
	Original	Actual																					
Summit to Gun Club Complete	9/20/2017	9/20/2017																					
PGA to Hood Complete	10/31/2017	10/31/2017																					
10th Avenue N. to Summit Complete	1/22/2018	1/22/2018																					
Wallis to Roebuck Complete	3/7/2018	3/7/2018																					
Gateway to S. of Hypoluxo Complete	12/17/2018	10/18/2018																					
Glades to NW 55th St.	3/19/2019	3/19/2019																					

FINANCIAL SUMMARY				
	Project Budget	Committed	% Committed	Paid To Date
	A	B	C=B/A	D
Design	\$0	\$0	0.00%	\$0
Construction	\$1,100,000	\$341,332	31.03%	\$341,332
Contingency	\$0	\$0	0.00%	\$0
TOTAL	\$1,100,000	\$341,332	31.03%	\$341,332

NOTES


Jog Road is a North-South major County thoroughfare. This project consists of re-striping sections of Jog Road. The restriping scheduled for FY2017 has been completed.

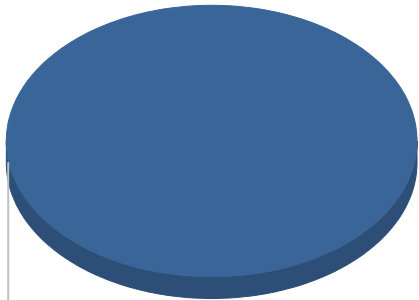
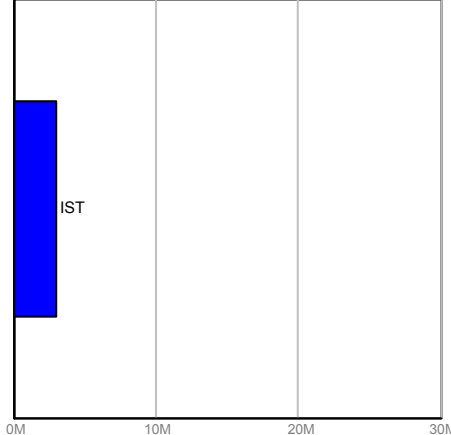
Monthly Infrastructure Sales Tax Project Report

Large Cap Projects

Data Date: 05/21/2020

Report Date: 06/08/2020

DESCRIPTION/TEAM	SCOPE	PHOTO
<p>Project Title: CR 880</p> <p>Project Number: 1539 BCC District: 06 Delivery Method: Annual Construction Contract Category: R04-Resurfacing Status: Construction Designer: N/A Contractor: Community Project Manager: Mark Kroeger</p>	<p>Resurfacing approximately 2 miles (4 lane miles) of a portion of County Road 880 from Main Street to S.R. 80 each year.</p>	

SCHEDULE SUMMARY	PARTICIPATION	FUNDING															
<table border="1"> <thead> <tr> <th></th> <th>Original</th> <th>Actual</th> </tr> </thead> <tbody> <tr> <td>FY 2017 Construction Complete</td> <td>12/22/2017</td> <td>12/22/2017</td> </tr> <tr> <td>FY 2018 Construction Complete</td> <td>12/7/2018</td> <td>11/30/2018</td> </tr> <tr> <td>FY 2019 Construction Complete</td> <td>12/31/2019</td> <td>11/1/2019</td> </tr> <tr> <td>FY 2020 Construction Complete</td> <td>12/18/2020</td> <td></td> </tr> </tbody> </table>		Original	Actual	FY 2017 Construction Complete	12/22/2017	12/22/2017	FY 2018 Construction Complete	12/7/2018	11/30/2018	FY 2019 Construction Complete	12/31/2019	11/1/2019	FY 2020 Construction Complete	12/18/2020		<p>Consultant</p> <p>SBE N/A Local N/A WBE N/A MBE N/A</p> <p>Contractor</p> <p>SBE 8.7% Local 95.8% WBE 0% MBE 0%</p>	<div style="text-align: center;">  <p>Construction</p> <p>Current Budget</p> </div> <div style="text-align: center;">  <p>Fund Source</p> </div>
	Original	Actual															
FY 2017 Construction Complete	12/22/2017	12/22/2017															
FY 2018 Construction Complete	12/7/2018	11/30/2018															
FY 2019 Construction Complete	12/31/2019	11/1/2019															
FY 2020 Construction Complete	12/18/2020																

FINANCIAL SUMMARY				
	Project Budget	Committed	% Committed	Paid To Date
	A	B	C=B/A	D
Design	\$0	\$2,086	0.00%	\$2,086
Construction	\$3,000,000	\$1,077,547	35.92%	\$854,547
Contingency	\$0	\$0	0.00%	\$0
TOTAL	\$3,000,000	\$1,079,633	35.99%	\$856,633

NOTES

County Road 880 is approximately 19 miles in length. This project entails resurfacing a portion (\$300,000) of County Road 880 each year. Construction complete for FY 2017, 2018, & FY 2019.

Monthly Infrastructure Sales Tax Project Report

Large Cap Projects

Data Date: 05/21/2020

Report Date: 06/08/2020

DESCRIPTION/TEAM

SCOPE

PHOTO

Project Title: Brown's Farms Road

Resurfacing approximately 2 miles (4 lane miles) of a portion of Brown's Farm Road from CR 880 to South Terminus each year.

Project Number: 1540
 BCC District: 06
 Delivery Method: Annual Construction Contract
 Category: R04-Resurfacing
 Status: Construction
 Designer: N/A
 Contractor: Community
 Project Manager: Mark Kroeger



SCHEDULE SUMMARY

PARTICIPATION

FUNDING

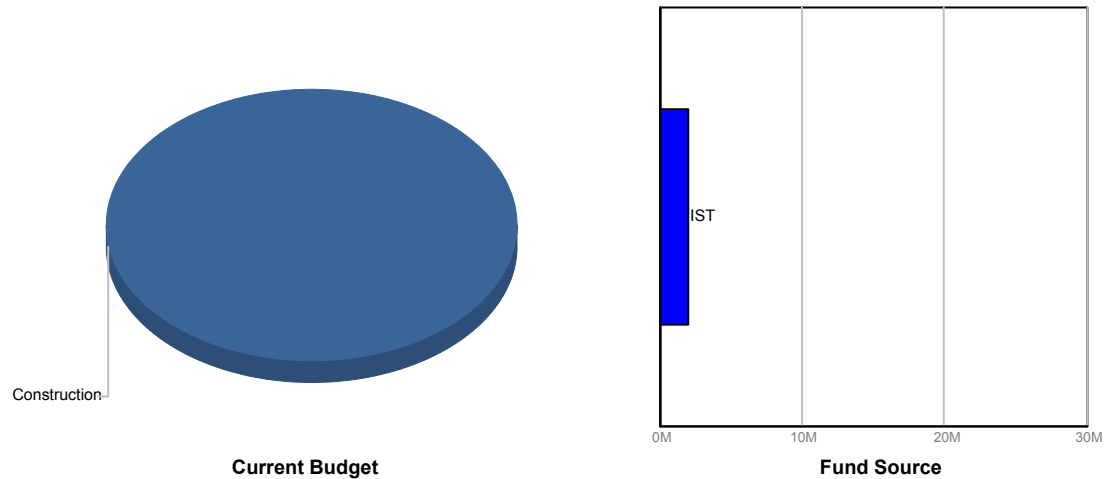
	Original	Actual
FY 2017 Construction Complete	12/22/2017	12/22/2017
FY 2018 Construction Complete	12/1/2018	11/30/2018
FY 2019 Construction Complete	12/31/2019	11/1/2019
FY 2020 Construction Complete	12/18/2020	

Consultant

SBE N/A
 Local N/A
 WBE N/A
 MBE N/A

Contractor

SBE 7.4%
 Local 94.4%
 WBE 0%
 MBE 0%



FINANCIAL SUMMARY

NOTES

	Project Budget	Committed	% Committed	Paid To Date
	A	B	C=B/A	D
Design	\$0	\$1,430	0.00%	\$1,430
Construction	\$2,000,000	\$797,519	39.88%	\$597,519
Contingency	\$0	\$0	0.00%	\$0
TOTAL	\$2,000,000	\$798,950	39.95%	\$598,950

Brown's Farm Road is approximately 14 miles in length. This project entails resurfacing a portion (\$200,000) of Brown's Farm Road each year. Construction complete for FY 2017, 2018 and FY 2019.

Monthly Infrastructure Sales Tax Project Report

Large Cap Projects

Data Date: 05/21/2020

Report Date: 06/08/2020

DESCRIPTION/TEAM

SCOPE

PHOTO

Project Title: Prosperity Farms Rd. over SFWMD C-17 Canal (934116)
Project Number: 1555
BCC District: 01
Delivery Method: Design CCNA
Category: B08-Bridge Replacements
Status: Design
Designer: Scalar
Contractor: TBD - (bid)
Project Manager: David Young

This project will replace an existing bridge that was built over 60 years ago. The new bridge will improve traffic safety (lane widths, bike lanes, parapets), improve roadway drainage, and enhance pedestrian sidewalk safety. Note the current bridge is weight restricted.



SCHEDULE SUMMARY

	Original	Actual
Design Contract Notice to Proceed	11/19/2019	11/19/2019
Design Completion	2/1/2022	
Construction Bid Date	6/1/2022	
Construction Start	10/1/2022	
Construction Complete	10/1/2024	

PARTICIPATION

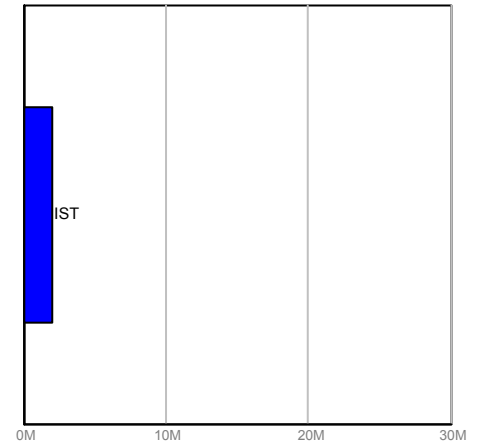
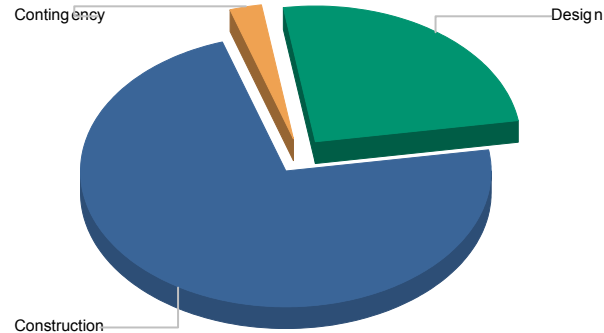
Consultant

SBE 98%
 Local 100%
 WBE 0%
 MBE 0%

Contractor

SBE TBD
 Local TBD
 WBE TBD
 MBE TBD

FUNDING



Current Budget

Fund Source

FINANCIAL SUMMARY

	Project Budget	Committed	% Committed	Paid To Date
	A	B	C=B/A	D
Design	\$500,000	\$480,922	96.18%	\$60,240
Construction	\$1,450,000	\$5,003	0.35%	\$5,003
Contingency	\$50,000	\$8,365	16.73%	\$8,205
TOTAL	\$2,000,000	\$494,290	24.71%	\$73,448

NOTES

This project is under design. Construction is funded in the plan for FY 2021.

Monthly Infrastructure Sales Tax Project Report

Large Cap Projects

Data Date: 05/21/2020

Report Date: 06/08/2020

DESCRIPTION/TEAM

SCOPE

PHOTO

Project Title: Belvedere Rd over E-3 canal (934205 & 934206)
Project Number: 1556
BCC District: 02
Delivery Method: Design CCNA
Category: B08-Bridge Replacements
Status: Design
Designer: Stantec
Contractor: TBD (bid)
Project Manager: Kathleen Farrell

This project will replace the existing bridges that were built over 40 years ago. The new bridge(s) will improve traffic safety (lane widths, bike lanes, parapets), update the guardrail system, improve roadway drainage, restore the slope protection, and enhance pedestrian sidewalk safety.



SCHEDULE SUMMARY

	Original	Actual
Design Contract Notice to Proceed	10/22/2019	10/22/2019
Design Completion	12/1/2021	
Construction Bid Date	3/1/2022	
Construction Start	8/1/2022	
Construction Complete	3/1/2024	

PARTICIPATION

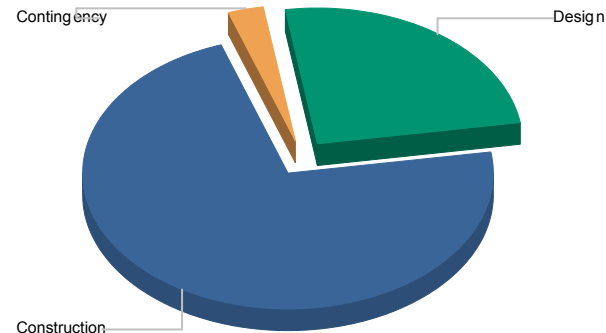
Consultant

SBE 30%
 Local 100%
 WBE 0%
 MBE 0%

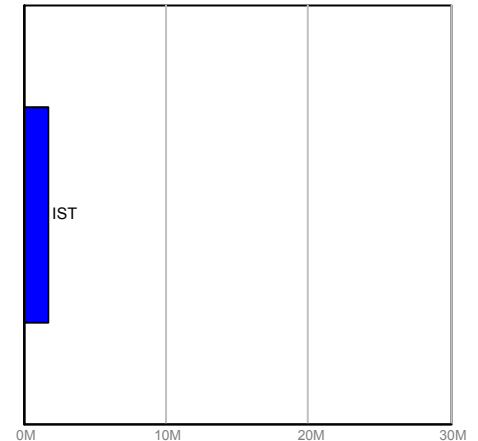
Contractor

SBE TBD
 Local TBD
 WBE TBD
 MBE TBD

FUNDING



Current Budget



Fund Source

FINANCIAL SUMMARY

	Project Budget	Committed	% Committed	Paid To Date
	A	B	C=B/A	D
Design	\$450,000	\$359,786	79.95%	\$10,639
Construction	\$1,300,000	\$2,192	0.17%	\$2,192
Contingency	\$50,000	\$0	0.00%	\$0
TOTAL	\$1,800,000	\$361,979	20.11%	\$12,831

NOTES

This project is under design. Construction is funded in the plan for FY 2021.

Monthly Infrastructure Sales Tax Project Report

Large Cap Projects

Data Date: 05/21/2020

Report Date: 06/08/2020

DESCRIPTION/TEAM

SCOPE

PHOTO

Project Title: Various other locations Countywide

Project Number: 1558
 BCC District: Multiple
 Delivery Method: Annual Construction Contract
 Category: D02-Drainage (Pipe Replacements)
 Status: Construction
 Designer: N/A
 Contractor: Hinterland
 Project Manager: Mark Kroeger

This project will repair and/or replace existing pipe culverts and drainage structures along various roads and canals Countywide. These repairs are needed in order to properly drain and maintain the various roads and canals in a safe operating condition.



SCHEDULE SUMMARY

PARTICIPATION

FUNDING

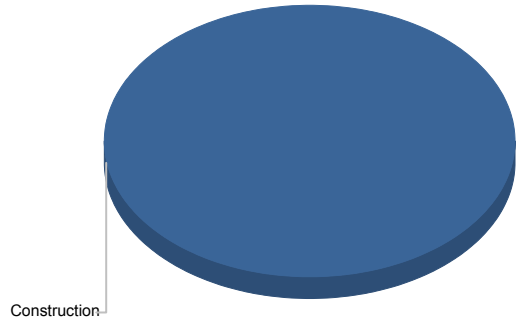
	Original	Actual
Jupiter Farms (133rd Rd. & 156th St.)	8/1/2018	3/12/2018
Limestone Creek & Palm Garden St.	8/1/2018	7/17/2018
Van Buren Road @ E-3 Canal	8/1/2018	6/15/2018
19506 Trails End Terrace	8/1/2018	5/11/2018
3261 Atlantic Road	8/15/2018	7/1/2018
1069 Edgehill Road	8/15/2018	6/12/2018
19582 Trails End Terrace	9/1/2018	9/1/2018
6558 Wood Lake Road	9/15/2018	9/14/2018
19598 Trails End Terrace	9/15/2018	8/20/2018
6361 Wood Lake Rd./19650 Red Maple F	10/1/2018	10/1/2018

Consultant

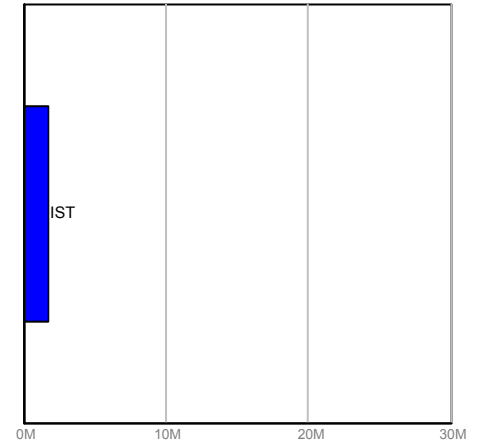
SBE N/A
 Local N/A
 WBE N/A
 MBE N/A

Contractor

SBE 100%
 Local 100%
 WBE 0%
 MBE 0%



Current Budget



Fund Source

FINANCIAL SUMMARY

NOTES

	Project Budget	Committed	% Committed	Paid To Date
	A	B	C=B/A	D
Construction	\$1,700,000	\$444,628	26.15%	\$444,628
Contingency	\$0	\$0	0.00%	\$0
TOTAL	\$1,700,000	\$444,628	26.15%	\$444,628

This project is funded in:
 FY 2018 \$500,000, FY 2021 \$500,000, FY 2022 \$200,000
 FY 2023 \$200,000, FY 2024 \$200,000, FY 2025 \$100,000

The total project is estimated at \$1,700,000.

Monthly Infrastructure Sales Tax Project Report

Large Cap Projects

Data Date: 05/21/2020

Report Date: 06/08/2020

DESCRIPTION/TEAM

SCOPE

PHOTO

Project Title: Video Detection (80 +/- intersection)

This project will replace the traffic detection at numerous signalized intersections from the existing inductive loop system to video detection. The video detection system is more reliable and easier to maintain.



Project Number: 1580
 BCC District: Multiple
 Delivery Method: Annual Traffic Signals Contract
 Category: S08-Signals and Signal Systems
 Status: Construction
 Designer: N/A
 Contractor: Gerelco
 Project Manager: Fattoush Jafar

SCHEDULE SUMMARY

	Original	Actual
Military Tr. & Garden Lake	8/1/2018	11/21/2018
Gateway & Renaissance Commons	9/1/2018	4/3/2019
Australian & Turnage	10/1/2018	1/7/2019
Woolbright & Hagen Ranch	11/1/2018	4/4/2019
Belvedere & Country Club Road	12/1/2018	4/4/2019
Palm Beach Lakes & Wellesley	1/1/2019	4/4/2019

PARTICIPATION

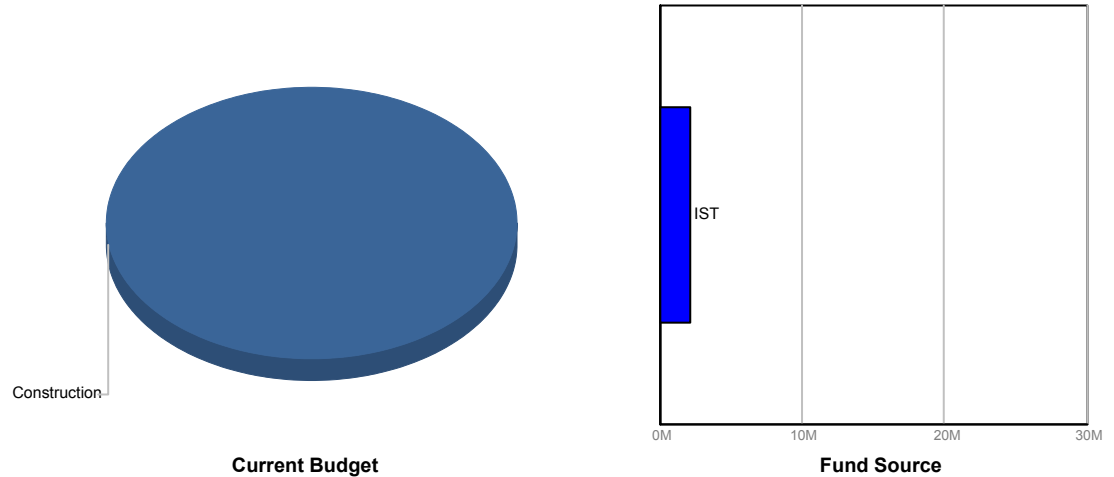
Consultant

SBE N/A
 Local N/A
 WBE N/A
 MBE N/A

Contractor

SBE 0%
 Local 23%
 WBE 0%
 MBE 0%

FUNDING



FINANCIAL SUMMARY

	Project Budget	Committed	% Committed	Paid To Date
	A	B	C=B/A	D
Construction	\$2,200,000	\$199,000	9.05%	\$199,000
Contingency	\$0	\$0	0.00%	\$0
TOTAL	\$2,200,000	\$199,000	9.05%	\$199,000

NOTES

Work has been completed at six intersections. This project is funded in:
 FY 2018 \$200,000
 FY 2023 \$300,000
 FY 2024 \$800,000
 FY 2026 \$900,000
 The total project is estimated at \$2,200,000.

Monthly Infrastructure Sales Tax Project Report

Large Cap Projects

Data Date: 05/21/2020

Report Date: 06/08/2020

DESCRIPTION/TEAM

SCOPE

PHOTO

Project Title: FY 2018 Street Lighting LED Replacements - Countywide
Project Number: 1581
BCC District: CW
Delivery Method: Florida Power and Light
Category: S14-Street Lighting
Status: Construction
Designer: Florida Power and Light
Contractor: Florida Power and Light
Project Manager: Amy Harris

These projects will replace the high pressure sodium street lights with LED lights. Many of the street lights along County roads are owned and maintained by Florida Power and Light (FPL) with the County paying all the operation and maintenance costs (including power). FPL will be responsible for the final design and installation to convert the street lighting to the newer LED technology, and the County will reimburse FPL all applicable conversion costs. The result will provide a cost savings, better quality illumination, and a more desirable environmental light source.



SCHEDULE SUMMARY

PARTICIPATION

FUNDING

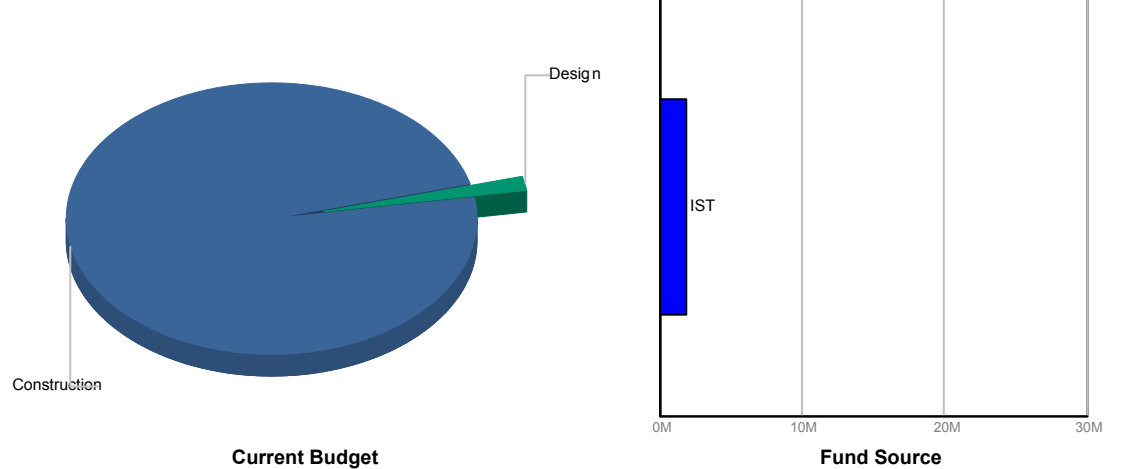
	Original	Actual
Gun Club Road/Bosque to Congress	8/16/2019	8/16/2019
Congress/Okeechobee to Belvedere	8/16/2019	8/16/2019
10th Avenue North/Haverhill to Kirk	12/11/2019	12/11/2019
Community/Haverhill to Military	8/16/2019	8/16/2019
Haverhill Road/WPB City to Haverhill City		
Glades Road/State Road 7 to Boca Rio		
Jog Road/Belvedere to State Road 80		
Forest Hill/Tumpike to Pinehurst & Jog to		
Congress/Lantana to Hypoluxo & Gun Clu		
Gateway/Military to Windward		

Consultant

SBE	N/A
Local	N/A
WBE	N/A
MBE	N/A

Contractor

SBE	N/A
Local	N/A
WBE	N/A
MBE	N/A



FINANCIAL SUMMARY

NOTES

	Project Budget	Committed	% Committed	Paid To Date
	A	B	C=B/A	D
Design	\$30,000	\$5,205	17.35%	\$5,135
Construction	\$1,920,000	\$524,246	27.30%	\$398,284
Contingency	\$0	\$0	0.00%	\$0
TOTAL	\$1,950,000	\$529,451	27.15%	\$403,419

There are 16 street lighting projects (road segments) funded (\$1,950,000) for conversion in FY 2018. All 16 projects have been forwarded to FPL requesting final design and installation. As of 8/16/19, three projects have been completed, and the street lighting along a portion of the Hypoluxo Road project has also been converted.

Monthly Infrastructure Sales Tax Project Report

Large Cap Projects

Data Date: 05/21/2020

Report Date: 06/08/2020

DESCRIPTION/TEAM

SCOPE

PHOTO

Project Title: CR 880 (Old SR 80) Over C-51 Canal (930940)
Project Number: 1612
BCC District: 06
Delivery Method: Design CCNA
Category: B08-Bridge Replacements
Status: Design
Designer: Alan Gerwig & Assoc.
Contractor: TBD (Bid)
Project Manager: Kathleen Farrell

This project will replace an existing bridge that was built over 80 years ago. The new bridge will improve traffic safety (lane widths and vehicle barrier walls). The current bridge is weight restricted.



SCHEDULE SUMMARY

	Original	Actual
Design Contract Notice to Proceed	11/9/2018	11/9/2018
Design Completion	10/28/2021	
Construction Bid Date	2/1/2022	
Construction Start	7/1/2022	
Construction Complete	12/1/2023	

PARTICIPATION

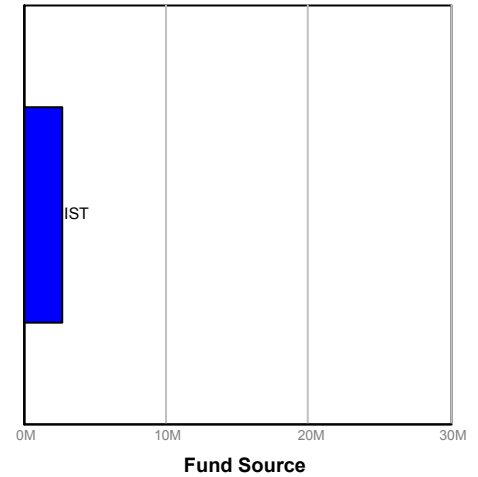
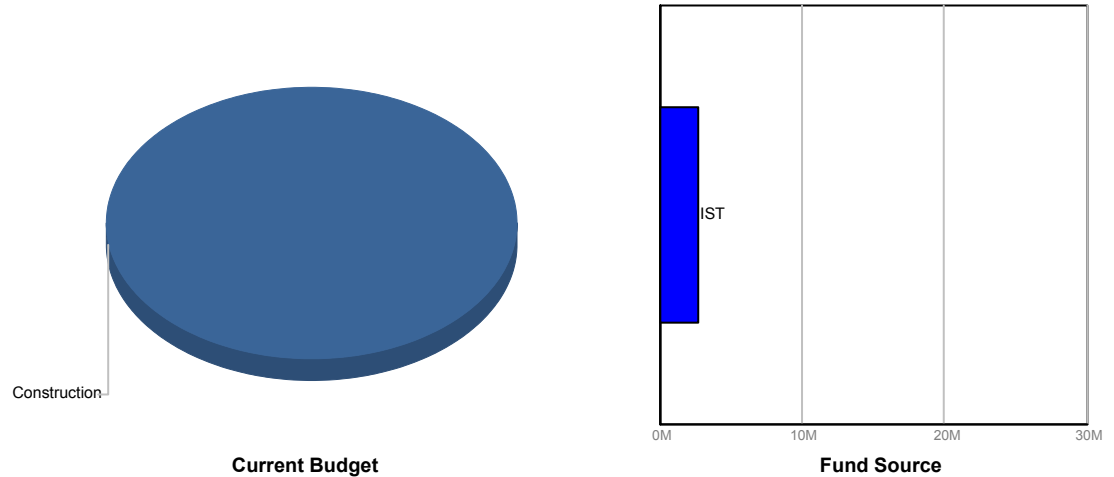
Consultant

SBE 94.3%
 Local 100%
 WBE 0%
 MBE 0%

Contractor

SBE TBD
 Local TBD
 WBE TBD
 MBE TBD

FUNDING



FINANCIAL SUMMARY

	Project Budget	Committed	% Committed	Paid To Date
	A	B	C=B/A	D
Construction	\$2,700,000	\$0	0.00%	\$0
TOTAL	\$2,700,000	\$0	0.00%	\$0

NOTES


This project is funded with 5-Year Road Program (RP) funding and IST funding. The project is under design (using 5-Year RP funds). The construction of the project is currently estimated at \$3.5m. The IST partially funds the construction of the project at \$2.7 m in FY 2019. The project is currently scheduled to begin construction in FY22.

Monthly Infrastructure Sales Tax Project Report

Large Cap Projects

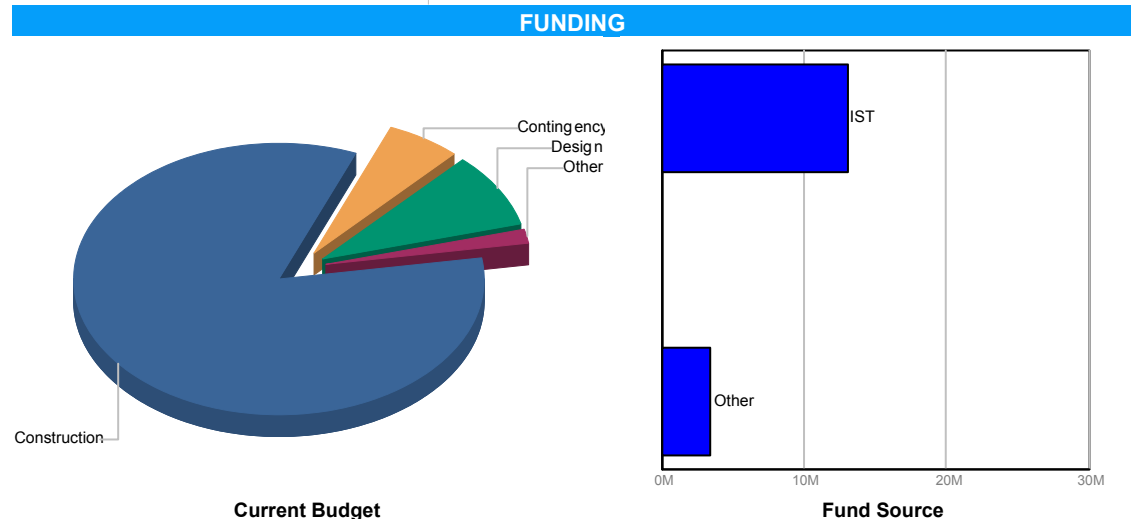
Data Date: 05/21/2020

Report Date: 06/08/2020

DESCRIPTION/TEAM	SCOPE	PHOTO
<p>Project Title: Courthouse Electronics System R&R/Command Center</p> <p>Project Number: 16208</p> <p>BCC District: 07</p> <p>Delivery Method: Construction Management</p> <p>Category: J02-Judicial</p> <p>Status: Construction</p> <p>Designer: TLC Engineering</p> <p>Contractor: Hedrick Brothers Construction Co., Inc.</p> <p>Project Manager: Rich Avery</p>	<p>Security Systems replacement at the Main County Courthouse including the Security Management System, Access Control System, CCTV system, Duress System, Intercom, Elevator Override, and Fire Alarm. The Project will also include addressing the emergency egress procedures for the facility, as well as build-out for the expansion of the 4th floor Command Center.</p> <p>Total IST, and Ad Valorem funding for this project is \$16,449,545; Total IST funds are \$12,999,700, which are comprised of FY17 IST funds of \$1,300,000 and FY18 IST funds of \$8,699,700 and FY 19 IST funds of \$3,000,000. Ad Valorem funds are \$3,449,845</p>	

SCHEDULE SUMMARY		
	Original	Actual
Project Start	2/19/2016	2/19/2016
Design Start	2/15/2017	2/15/2017
Construction - Start	11/26/2018	1/7/2019
Substantial Completion	2/1/2021	
Project Completion	4/1/2021	

PARTICIPATION	
Consultant	
SBE	13.4%
Local	100%
WBE	N/A
MBE	N/A
Contractor	
SBE	25%
Local	100%
WBE	N/A
MBE	N/A



FINANCIAL SUMMARY				
	Project Budget	Committed	% Committed	Paid To Date
	A	B	C=B/A	D
Design	\$1,456,336	\$1,313,971	90.22%	\$290,852
Construction	\$13,787,398	\$14,303,154	103.74%	\$7,562,959
Furniture, Fixtures & Equipment	\$0	\$0	0.00%	\$0
Other	\$285,137	\$116,320	40.79%	\$116,320
Contingency	\$985,602	(\$4,546)	-0.46%	\$0
TOTAL	\$16,514,473	\$15,728,900	95.24%	\$7,970,131

NOTES

Access control system cut over continues on floor 11, 10, 9 and 6. The new Fire Alarm system installation, and acceptance testing continues. Installation has begun on the 5th floor, the upper floors still required acceptance testing. Systems infrastructure for all systems continues through out the building. Received 95% CD for 5th floor pre-action dry system. Currently in review.

Monthly Infrastructure Sales Tax Project Report

Large Cap Projects

Data Date: 05/21/2020

Report Date: 06/08/2020

DESCRIPTION/TEAM

SCOPE

PHOTO

Project Title: 6th Ave. So. over Lake Osborne (LWDD E-4 Canal)(S Br/ East bound) (934307)
Project Number: 1634
BCC District: 03
Delivery Method: Design CCNA
Category: B08-Bridge Replacements
Status: Design
Designer: Stantec
Contractor: TBD (Bid)
Project Manager: David Young

This project will replace an existing bridge that was built over 50 years ago. The new bridge will improve traffic safety (lane widths, bike lanes and barrier walls), improve roadway drainage, and enhance pedestrian sidewalk safety. The new bridge will also provide greater vertical clearance.



SCHEDULE SUMMARY

	Original	Actual
Design Contract Notice to Proceed	7/17/2018	7/17/2018
Design Completion	12/1/2020	
Construction Bid Date	3/1/2021	
Construction Start	7/1/2021	
Construction Complete	12/1/2022	

PARTICIPATION

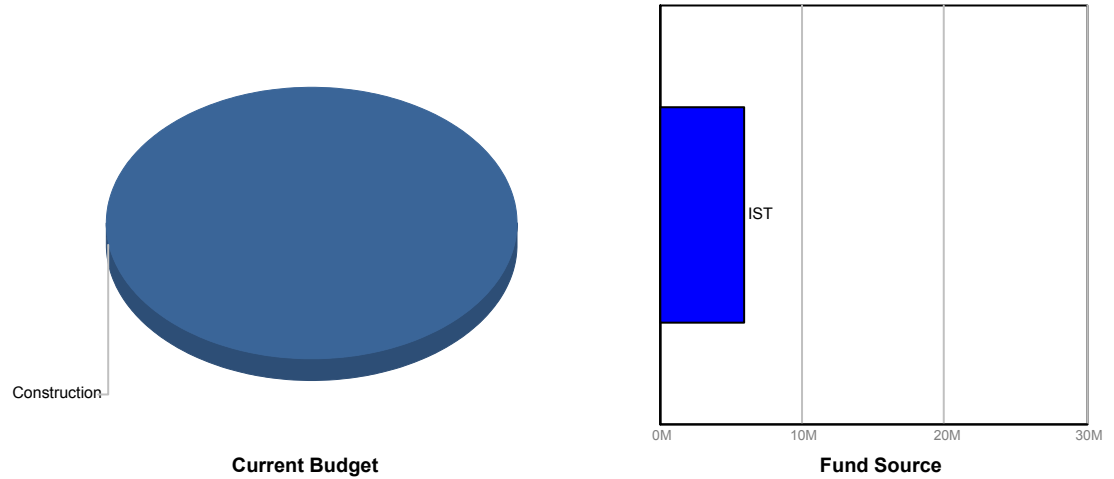
Consultant

SBE 25%
 Local 100%
 WBE 0%
 MBE 0%

Contractor

SBE TBD
 Local TBD
 WBE 0%
 MBE 0%

FUNDING



FINANCIAL SUMMARY

	Project Budget	Committed	% Committed	Paid To Date
	A	B	C=B/A	D
Construction	\$6,000,000	\$0	0.00%	\$0
TOTAL	\$6,000,000	\$0	0.00%	\$0

NOTES


This project is funded with 5-Year Road Program (RP) funding and IST funding. The project is under design (using 5-Year RP funds). The construction of the project is currently estimated at \$8.5m. The IST partially funds the construction of the project at \$6 m in FY 2020. The project is currently scheduled to begin construction in FY21.

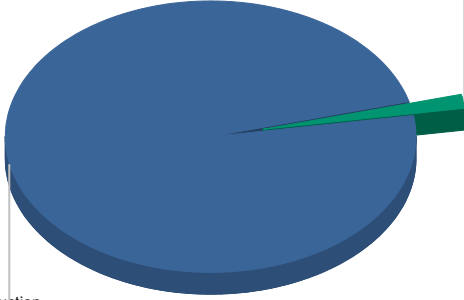
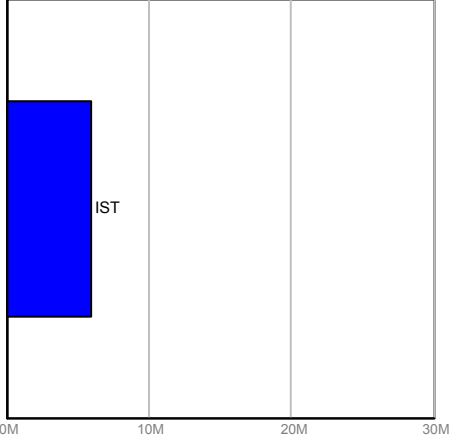
Monthly Infrastructure Sales Tax Project Report

Large Cap Projects

Data Date: 05/21/2020

Report Date: 06/08/2020

DESCRIPTION/TEAM	SCOPE	PHOTO
<p>Project Title: Lake Lytal Aquatic Center Replace Public Aquatic Facility</p> <p>Project Number: 17218</p> <p>BCC District: 02</p> <p>Delivery Method: Construction Management at Risk</p> <p>Category: A02-Aquatic Facility Repair and Replacement</p> <p>Status: Design</p> <p>Designer: Harvard Jolly, Inc.</p> <p>Contractor: TBD</p> <p>Project Manager: Rosalyn Acosta</p>	<p>The project entails constructing a new multi-phase Aquatic Complex mainly on undeveloped land along Kirk Rd. within Lake Lytal Park. The existing Pool Facility is to be demolished once the new aquatic center is opened to the public. The major components of the new Aquatic Complex will be a 70 Meter competition pool with dive well, a family water play area, 6-lane warm-up pool, flow riders, slides and building amenities such as restrooms, lockers, concession stand.</p> <p>FY 2017 IST - \$4,000,000 FY 2018 IST - \$2,000,000</p>	

SCHEDULE SUMMARY	PARTICIPATION	FUNDING																					
<table border="1"> <thead> <tr> <th></th> <th>Original</th> <th>Actual</th> </tr> </thead> <tbody> <tr> <td>Project Start</td> <td>4/19/2018</td> <td>4/19/2018</td> </tr> <tr> <td>Design Start (Master Plan)</td> <td>7/10/2018</td> <td>7/10/2018</td> </tr> <tr> <td>Design Start (Aquatic Center)</td> <td>11/20/2018</td> <td></td> </tr> <tr> <td>Construction Start</td> <td>7/1/2019</td> <td></td> </tr> <tr> <td>Substantial Completion</td> <td>7/1/2020</td> <td></td> </tr> <tr> <td>Project Completion</td> <td>9/1/2020</td> <td></td> </tr> </tbody> </table>		Original	Actual	Project Start	4/19/2018	4/19/2018	Design Start (Master Plan)	7/10/2018	7/10/2018	Design Start (Aquatic Center)	11/20/2018		Construction Start	7/1/2019		Substantial Completion	7/1/2020		Project Completion	9/1/2020		<p>Consultant</p> <p>SBE 30%</p> <p>Local 100%</p> <p>WBE N/A</p> <p>MBE N/A</p> <p>Contractor</p> <p>SBE TBD</p> <p>Local TBD</p> <p>WBE TBD</p> <p>MBE TBD</p>	<div style="display: flex; justify-content: space-around;"> <div style="text-align: center;">  <p>Design</p> <p>Construction</p> <p>Current Budget</p> </div> <div style="text-align: center;">  <p>IST</p> <p>Fund Source</p> </div> </div>
	Original	Actual																					
Project Start	4/19/2018	4/19/2018																					
Design Start (Master Plan)	7/10/2018	7/10/2018																					
Design Start (Aquatic Center)	11/20/2018																						
Construction Start	7/1/2019																						
Substantial Completion	7/1/2020																						
Project Completion	9/1/2020																						

FINANCIAL SUMMARY				
	Project Budget	Committed	% Committed	Paid To Date
	A	B	C=B/A	D
Design	\$100,000	\$49,414	49.41%	\$49,414
Construction	\$5,900,000	\$400	0.01%	\$400
Furniture, Fixtures & Equipment	\$0	\$0	0.00%	\$0
Other	\$0	\$37,087	0.00%	\$37,087
Contingency	\$0	\$0	0.00%	\$0
TOTAL	\$6,000,000	\$86,902	1.45%	\$86,902

NOTES


No status change. Lease agreement between Parks and the YMCA currently being reviewed by PREM.

Monthly Infrastructure Sales Tax Project Report

Large Cap Projects

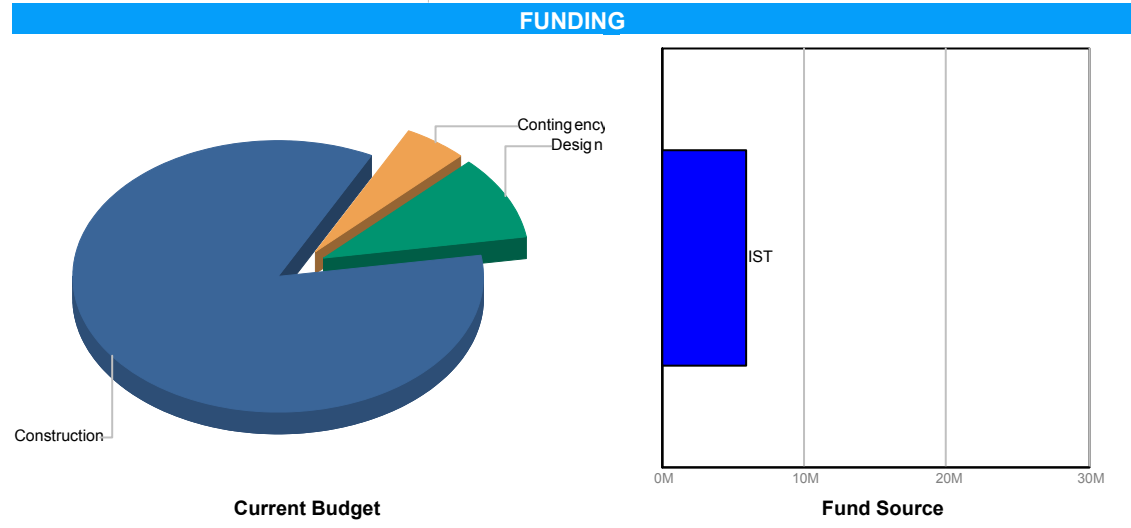
Data Date: 05/21/2020

Report Date: 06/08/2020

DESCRIPTION/TEAM	SCOPE	PHOTO
<p>Project Title: Community Park - Paulette Burdick Park</p> <p>Project Number: 18230</p> <p>BCC District: CW</p> <p>Delivery Method: TBD</p> <p>Category: N02-New Park Development</p> <p>Status: Design</p> <p>Designer: Urban Design Kilday Studio</p> <p>Contractor: TBD</p> <p>Project Manager: Rosalyn Acosta</p>	<p>Construction of a neighborhood park that will service Cam Estates neighborhood, Meadowbrook and Plantation CCRT areas. The Park will mainly feature a walking pathway, children's playground and basketball courts.</p> <p>IST Funding included in Current FY Budget: \$1,000,000</p> <p>IST Funding included in FY2023 Budget: \$4,900,000</p>	

SCHEDULE SUMMARY		
	Original	Actual
Pre-Scope meeting with User	8/7/2018	8/7/2018
Final Concept Drawings (Parks)	8/15/2018	8/15/2018
Pre-Scope with Consultant	8/29/2018	8/29/2018
Project Start (Due Diligence)	11/1/2018	11/28/2018
Design Start	1/7/2019	
Construction Start	4/1/2019	
Substantial Completion	9/1/2019	
Project Completion	10/1/2019	

PARTICIPATION	
Consultant	
SBE	100%
Local	100%
WBE	N/A
MBE	N/A
Contractor	
SBE	TBD
Local	TBD
WBE	TBD
MBE	TBD



FINANCIAL SUMMARY				
	Project Budget	Committed	% Committed	Paid To Date
	A	B	C=B/A	D
Design	\$590,000	\$69,521	11.78%	\$66,480
Construction	\$5,015,000	\$34,533	0.69%	\$34,533
Furniture, Fixtures & Equipment	\$0	\$0	0.00%	\$0
Other	\$0	\$7,772	0.00%	\$7,772
Contingency	\$295,000	\$0	0.00%	\$0
TOTAL	\$5,900,000	\$111,826	1.90%	\$108,785

NOTES

Remediation plan has been submitted by the contractor is currently under Park's and WUD's review.

Monthly Infrastructure Sales Tax Project Report

Large Cap Projects

Data Date: 05/21/2020

Report Date: 06/08/2020

DESCRIPTION/TEAM

SCOPE

PHOTO

Project Title: Lake Worth West Substation

Provide dedicated office(s) within the HRC2 building (project-19220) for PBSO field personnel's use. Additional interior improvements include a multipurpose room for PBSO training purposes and HRC/community programming, as well as restrooms, circulation area, and other incidental improvements.



Project Number: B607
 BCC District: Multiple
 Delivery Method: Construction Manager at Risk
 Category: S06-Sheriff - FDO
 Status: Design
 Designer: TBD
 Contractor: TBD
 Project Manager: Sunil Jagoo

SCHEDULE SUMMARY

PARTICIPATION

FUNDING

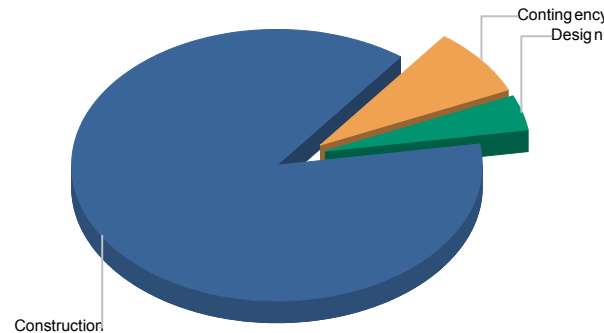
Original	Actual
Please Refer to Central County Resource	

Consultant

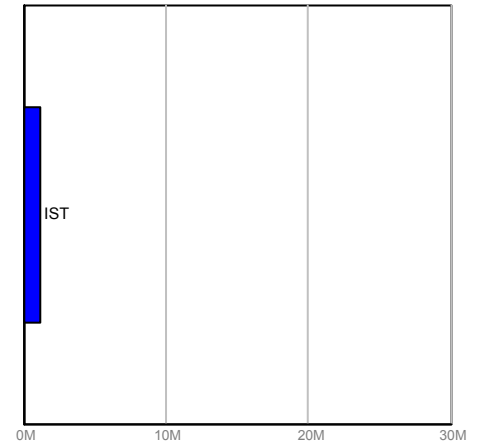
SBE TBD
 Local TBD
 WBE TBD
 MBE TBD

Contractor

SBE TBD
 Local TBD
 WBE TBD
 MBE TBD



Current Budget



Fund Source

FINANCIAL SUMMARY

NOTES

	Project Budget	Committed	% Committed	Paid To Date
	A	B	C=B/A	D
Design	\$50,000	\$1,294	2.59%	\$1,294
Construction	\$1,063,460	\$4,868	0.46%	\$4,868
Contingency	\$100,000	\$0	0.00%	\$0
TOTAL	\$1,213,460	\$6,161	0.51%	\$6,161


Please refer to the Central County Resource Center report for current status and material project updates.

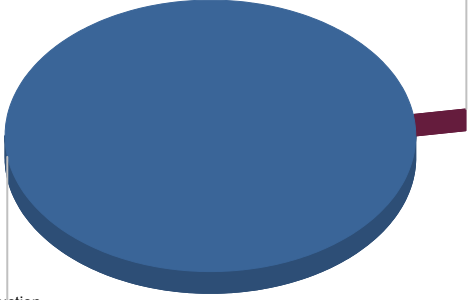
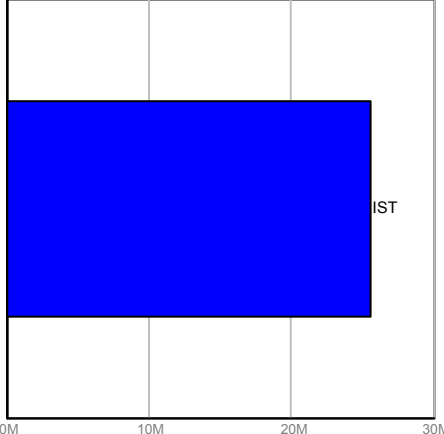
Monthly Infrastructure Sales Tax Project Report

Large Cap Projects

Data Date: 05/21/2020

Report Date: 06/08/2020

DESCRIPTION/TEAM	SCOPE	PHOTO
<p>Project Title: Housing Units for Homeless, Extremely Low Income, & Low Income</p> <p>Project Number: Q001</p> <p>BCC District: CW</p> <p>Delivery Method: TBD</p> <p>Category: H02-Housing</p> <p>Status: Design</p> <p>Designer: TBD</p> <p>Contractor: TBD</p> <p>Project Manager: TBD</p>	<p>This project involves the acquisition and renovation of older, possibly run down motel properties into efficiency units for use as temporary or longer term affordable housing for homeless and special populations.</p> <p>This Project is funded in: FY 2017 - FY 2026 for \$2,550,000 each year for a total project estimate at \$25,500,000.</p>	

SCHEDULE SUMMARY	PARTICIPATION	FUNDING																											
<table border="1"> <thead> <tr> <th></th> <th style="text-align: center;">Original</th> <th style="text-align: center;">Actual</th> </tr> </thead> <tbody> <tr><td>Construction Start</td><td></td><td></td></tr> <tr><td>Substantial Completion</td><td></td><td></td></tr> <tr><td>Project Completion</td><td></td><td></td></tr> <tr><td>Design Start</td><td></td><td></td></tr> <tr><td>RFP Award</td><td></td><td></td></tr> <tr><td>Project Start</td><td style="text-align: center;">9/1/2017</td><td style="text-align: center;">9/1/2017</td></tr> <tr><td>RFP Development Start</td><td style="text-align: center;">12/1/2017</td><td style="text-align: center;">12/1/2017</td></tr> <tr><td>RFP Release</td><td style="text-align: center;">11/26/2018</td><td></td></tr> </tbody> </table>		Original	Actual	Construction Start			Substantial Completion			Project Completion			Design Start			RFP Award			Project Start	9/1/2017	9/1/2017	RFP Development Start	12/1/2017	12/1/2017	RFP Release	11/26/2018		<p>Consultant</p> <p>SBE TBD</p> <p>Local TBD</p> <p>WBE N/A</p> <p>MBE N/A</p> <p>Contractor</p> <p>SBE TBD</p> <p>Local TBD</p> <p>WBE TBD</p> <p>MBE TBD</p>	<div style="display: flex; justify-content: space-around;"> <div style="text-align: center;">  <p>Other</p> <p>Construction</p> <p>Current Budget</p> </div> <div style="text-align: center;">  <p>IST</p> <p>Fund Source</p> </div> </div>
	Original	Actual																											
Construction Start																													
Substantial Completion																													
Project Completion																													
Design Start																													
RFP Award																													
Project Start	9/1/2017	9/1/2017																											
RFP Development Start	12/1/2017	12/1/2017																											
RFP Release	11/26/2018																												

FINANCIAL SUMMARY				
	Project Budget	Committed	% Committed	Paid To Date
	A	B	C=B/A	D
Design	\$0	\$5,289	0.00%	\$5,289
Construction	\$25,470,000	\$229	0.00%	\$229
Furniture, Fixtures & Equipment	\$0	\$0	0.00%	\$0
Other	\$30,000	\$39,871	132.90%	\$39,871
Contingency	\$0	\$0	0.00%	\$0
TOTAL	\$25,500,000	\$45,389	0.18%	\$45,389

NOTES


This Large Cap Project will fund multiple projects over the 10 year period. Direction from the Board of Commissioners was given on 9/26/2017 to proceed with an affordable housing pilot project. Staff representation of FD&O, Housing and Economic Sustainability, Community Services, and Administration presented a proposed Project Plan for the remainder of the funding at a BCC Workshop on February 26, 2019 and received direction to proceed accordingly. The RFP for the Cottage Homes project was issued to local housing authorities on December 19, 2019 and the West Palm Beach Housing Authority was the sole proposer on the March 12, 2020 deadline for responses. A Step 1 Selection Committee Meeting was conducted May 1, 2020 and the step 2 proposal is due no later than July 30.

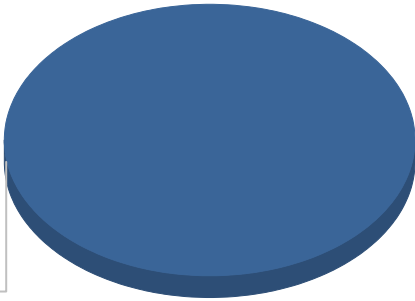
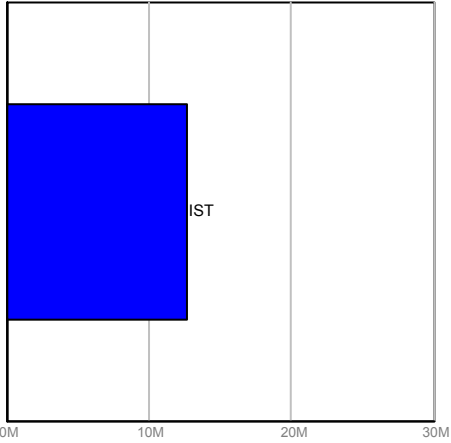
Monthly Infrastructure Sales Tax Project Report

Large Cap Projects

Data Date: 05/21/2020

Report Date: 06/08/2020

DESCRIPTION/TEAM	SCOPE	PHOTO
<p>Project Title: Vehicle Replacement</p> <p>Project Number: Q007 BCC District: Multiple Delivery Method: Direct Purchase Category: S04-Sheriff Status: Construction Designer: N/A Contractor: N/A Project Manager: Audrey Wolf</p>	<p>This project funds the replacement of PBSO public safety vehicles and related equipment (other than radios), tools and/or services.</p> <p>FY 18 Funds: \$3,650,513 FY 19 Funds: \$3,650,513 FY 20 Funds: \$3,650,514 FY 24 Funds: \$1,669,963</p>	

SCHEDULE SUMMARY	PARTICIPATION	FUNDING									
<table border="1"> <thead> <tr> <th></th> <th>Original</th> <th>Actual</th> </tr> </thead> <tbody> <tr> <td>1 Project Start</td> <td>10/1/2018</td> <td>5/1/2018</td> </tr> <tr> <td>2 Project Completion</td> <td>9/30/2024</td> <td></td> </tr> </tbody> </table>		Original	Actual	1 Project Start	10/1/2018	5/1/2018	2 Project Completion	9/30/2024		<p>Consultant</p> <p>SBE N/A Local N/A WBE N/A MBE N/A</p> <p>Contractor</p> <p>SBE N/A Local N/A WBE N/A MBE N/A</p>	<div style="display: flex; justify-content: space-around;"> <div style="text-align: center;">  <p>Current Budget</p> </div> <div style="text-align: center;">  <p>Fund Source</p> </div> </div>
	Original	Actual									
1 Project Start	10/1/2018	5/1/2018									
2 Project Completion	9/30/2024										

FINANCIAL SUMMARY				
	Project Budget	Committed	% Committed	Paid To Date
	A	B	C=B/A	D
Furniture, Fixtures & Equipment	\$12,621,503	\$6,991,817	55.40%	\$6,991,817
Other	\$0	\$0	0.00%	\$0
TOTAL	\$12,621,503	\$6,991,817	55.40%	\$6,991,817

NOTES

Prioritization, identification and cost of specific assets are determined by the Sheriff's Office with administration support being performed by FD&O through a Project Funding Agreement with the County.

Monthly Infrastructure Sales Tax Project Report

Large Cap Projects

Data Date: 05/21/2020

Report Date: 06/08/2020

DESCRIPTION/TEAM

SCOPE

PHOTO

Project Title: Animal Care & Control

Project Number: Q008
 BCC District: CW
 Delivery Method: Construction Manager at Risk
 Category: G02-General Government Facilities
 Status: Design
 Designer: PGAL
 Contractor: Wharton-Smith
 Project Manager: Rich Avery

The Animal Care & Control Renovation & Expansion project for the Belvedere Rd. campus includes: renovations to existing buildings for improved functionality; possible replacement of non-air conditioned kennel buildings with air-conditioned kennel buildings pending evaluation, pricing and approval; and the creation of new spaces necessary to facilitate current and future projected operational needs. The cost of the project includes cost-estimating services necessary in order to validate the project scope, which was derived jointly by FDO & the ACC Division via a needs assessment and programming document, as well as interim arrangements to sustain continuous operations during construction.



SCHEDULE SUMMARY

	Original	Actual
PROGRAMMING	10/1/2018	10/1/2018
Commence Design Comparative Study	7/24/2019	7/24/2019
DESIGN START	2/3/2020	
CONSTRUCTION START	12/1/2020	
SUBSTANTIAL COMPLETION	7/3/2023	

PARTICIPATION

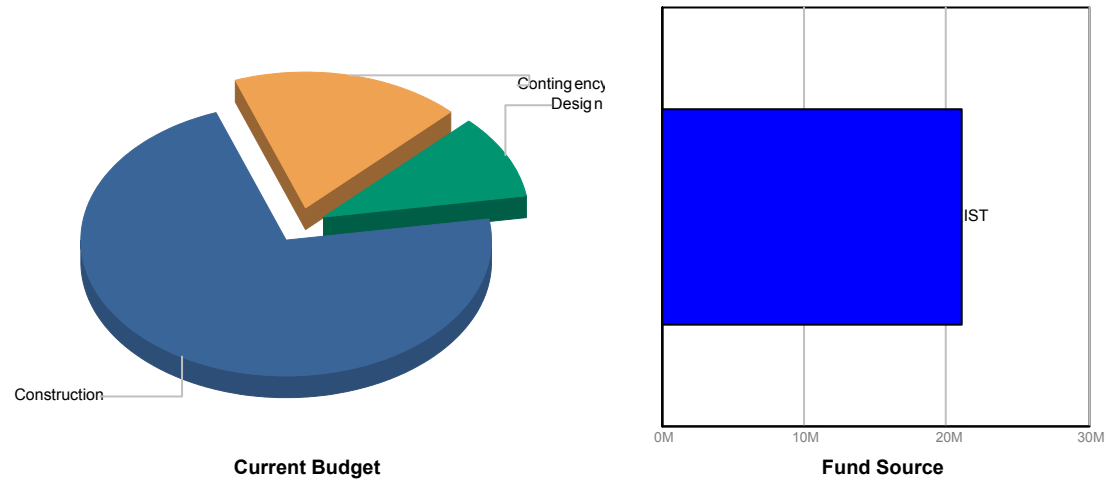
Consultant

SBE 20%
 Local 100%
 WBE N/A
 MBE N/A

Contractor

SBE 13.04%
 Local 13.04%
 WBE 13.04%
 MBE 13.04%

FUNDING



FINANCIAL SUMMARY

	Project Budget	Committed	% Committed	Paid To Date
	A	B	C=B/A	D
Design	\$2,100,000	\$229,334	10.92%	\$34,306
Construction	\$15,120,000	\$87,060	0.58%	\$27,346
Contingency	\$3,780,000	\$0	0.00%	\$0
TOTAL	\$21,000,000	\$316,394	1.51%	\$61,653

NOTES

The BCC presentation was held on may 19th as scheduled. Option 3 was selected, heavy renovation and additions; however, due to monetary considerations, they also determined that they could not justify moving forward with everything at this time. In lieu of that, direction was given to complete a limited level of design that establishes design intent and provides enough information for possible maintenance options for the existing facility. Currently, a scope development meeting was held with the consultant and we are now awaiting their fee proposal. The scope for design, at this time, is limited to a design intent report, Schematic design and select Design Development criteria to a 50% complete state. No further design work will be completed until funding is authorized for its completion.

Monthly Infrastructure Sales Tax Project Report

Large Cap Projects

Data Date: 05/21/2020

Report Date: 06/08/2020

DESCRIPTION/TEAM

SCOPE

PHOTO

Project Title: Central County Housing Resource Center
Project Number: Q009
BCC District: CW
Delivery Method: Construction Manager at Risk
Category: H02-Housing
Status: Design
Designer: TBD
Contractor: TBD
Project Manager: Sunil Jagoo

The Homeless Resource Center 2 (HRC 2) is to provide an effective Crisis Response System that provides immediate and easy access to safe and decent temporary shelter to County residents that need it and aims to re-house people as quickly as possible while receiving wrap-around social services. The facility will compliment the County's existing Senator Philip D. Lewis Center in West Palm Beach and will consist of approximately 19,000 square feet to support 74 client beds, dining and service delivery/office areas, restrooms, laundry facilities, an intake lobby, and other incidental interior and exterior improvements. Co-located within the facility will be the improvements identified in the report for the project entitled Lake Worth West Substation.



SCHEDULE SUMMARY

	Original	Actual
Program Development	11/1/2017	11/1/2017
Public Outreach	2/1/2019	2/1/2019
Design Team Solicitation	5/1/2019	
CM Solicitation	9/1/2019	
Schematic Design	11/11/2019	
Design Development	5/1/2020	
Construction Documents	10/1/2020	
Permitting	1/1/2021	
Construction	6/1/2021	
CO/Substantial Completion	9/1/2022	

PARTICIPATION

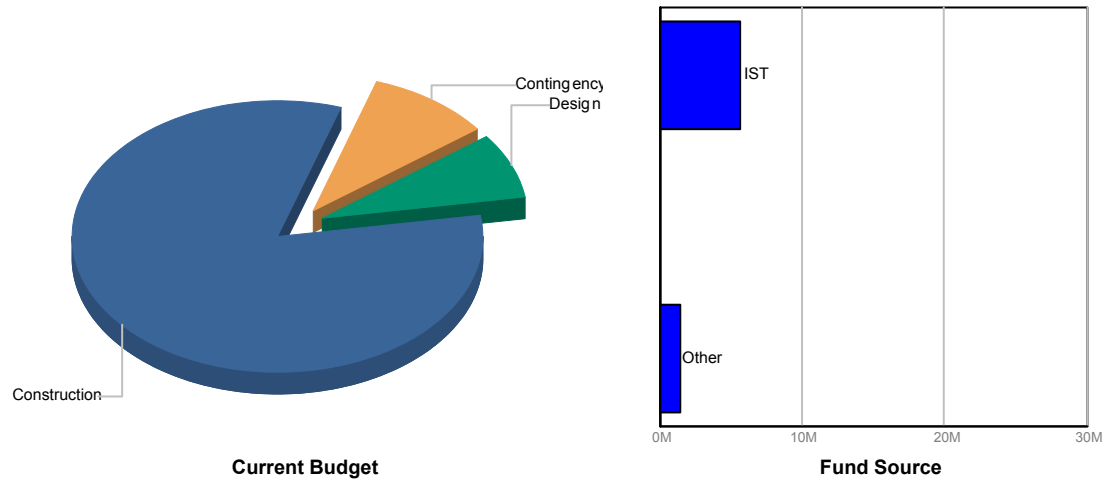
Consultant

SBE TBD
 Local TBD
 WBE TBD
 MBE TBD

Contractor

SBE TBD
 Local TBD
 WBE TBD
 MBE TBD

FUNDING



FINANCIAL SUMMARY

	Project Budget	Committed	% Committed	Paid To Date
	A	B	C=B/A	D
Design	\$550,000	\$610	0.11%	\$610
Construction	\$5,874,843	\$29,605	0.50%	\$29,605
Contingency	\$700,000	\$0	0.00%	\$0
TOTAL	\$7,124,843	\$30,215	0.42%	\$30,215

NOTES


Short list meeting for the CM held 04/13/20. Final selection TBD. Agenda item for consultant's contract being prepared for BCC approval. Funding includes \$5.7 M from IST in FY19 and CDBG funds in the total amount of \$1,424,843

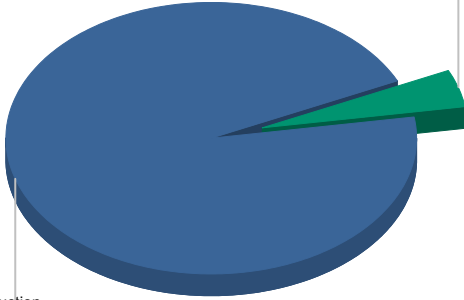
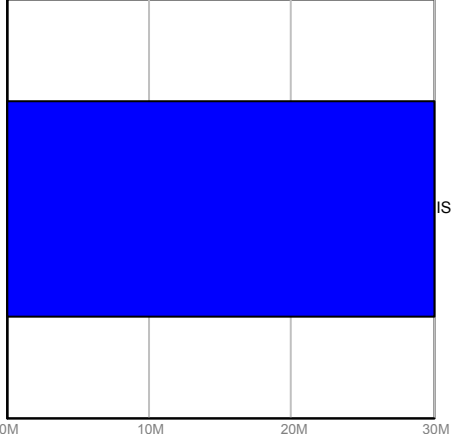
Monthly Infrastructure Sales Tax Project Report

Large Cap Projects

Data Date: 05/21/2020

Report Date: 06/08/2020

DESCRIPTION/TEAM	SCOPE	PHOTO
<p>Project Title: Detention Center Facilities R/R (Phases 3-5)</p> <p>Project Number: Q019</p> <p>BCC District: Multiple</p> <p>Delivery Method: Construction Management</p> <p>Category: S06-Sheriff - FDO</p> <p>Status: Construction</p> <p>Designer: Leo A. Daly</p> <p>Contractor: Hedrick Brothers Construction</p> <p>Project Manager: Mike McPherson</p>	<p>Phases 3-5 consist of the East Tower and West Tower which are located at the Main Detention Center. The West Detention Center is located in Belle Glade. The design for both towers and the West Detention Center will require repairing and replacing MEP, Fire Sprinkler System, Low Voltage Systems and interior finishes.</p> <p>Detention Center Facilities R/R (Phases 3-5)</p> <p>FY 2018 IST \$8,500,000</p> <p>FY 2019 IST \$14,700,000</p> <p>FY 2020 IST \$9,800,000</p>	

SCHEDULE SUMMARY	PARTICIPATION	FUNDING												
<table border="1"> <thead> <tr> <th></th> <th>Original</th> <th>Actual</th> </tr> </thead> <tbody> <tr> <td>East Tower Design Start</td> <td>11/12/2018</td> <td>7/11/2019</td> </tr> <tr> <td>East Tower Construction Start</td> <td>10/14/2019</td> <td></td> </tr> <tr> <td>East Tower Substantial Completion</td> <td>11/10/2020</td> <td></td> </tr> </tbody> </table>		Original	Actual	East Tower Design Start	11/12/2018	7/11/2019	East Tower Construction Start	10/14/2019		East Tower Substantial Completion	11/10/2020		<p>Consultant</p> <p>SBE 19.88%</p> <p>Local 67%</p> <p>WBE N/A</p> <p>MBE N/A</p> <p>Contractor</p> <p>SBE 63%</p> <p>Local 84%</p> <p>WBE N/A</p> <p>MBE N/A</p>	<div style="display: flex; justify-content: space-around;"> <div style="text-align: center;">  <p>Current Budget</p> </div> <div style="text-align: center;">  <p>Fund Source</p> </div> </div>
	Original	Actual												
East Tower Design Start	11/12/2018	7/11/2019												
East Tower Construction Start	10/14/2019													
East Tower Substantial Completion	11/10/2020													

FINANCIAL SUMMARY				
	Project Budget	Committed	% Committed	Paid To Date
	A	B	C=B/A	D
Design	\$1,500,000	\$345,932	23.06%	\$171,549
Construction	\$31,578,779	\$6,044,699	19.14%	\$6,023,599
Other	\$0	\$1,290,536	0.00%	\$810,195
Contingency	\$0	\$0	0.00%	\$0
TOTAL	\$33,078,779	\$7,681,167	23.22%	\$7,005,343

NOTES


The GMP for the East & South Tower R & R has been reviewed and is scheduled to go before the Board on July 14, 2020 for approval. Leo A. Daly is working on their proposal for design services on the West Tower. We have received the spreadsheet showing the cost of the WDC project and the amount the County is to receive, but we have not received the backup to confirm these costs. Expected to receive this information by the end of June.

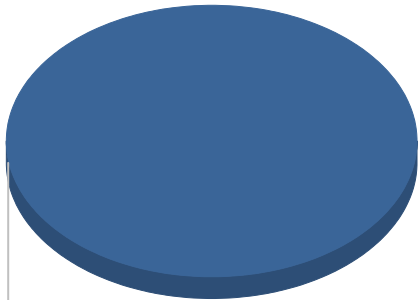
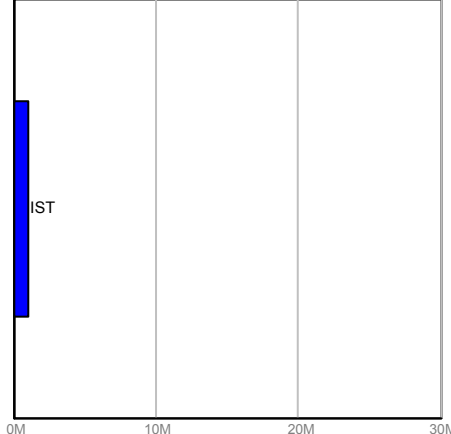
Monthly Infrastructure Sales Tax Project Report

Large Cap Projects

Data Date: 05/21/2020

Report Date: 06/08/2020

DESCRIPTION/TEAM	SCOPE	PHOTO
<p>Project Title: West Boynton Park Athletic Field Renovations Sports Turf</p> <p>Project Number: T002</p> <p>BCC District: 03</p> <p>Delivery Method: TBD</p> <p>Category: A06-Athletic Field Renovations</p> <p>Status: Design</p> <p>Designer: TBD</p> <p>Contractor: TBD</p> <p>Project Manager: Stuart Patterson</p>	<p>Replacement of existing grass field turf with synthetic turf on multi-purpose field 1 & 2.</p> <p>Funded:</p> <p>FY 2020 \$1,000,000</p> <p>FY 2023 \$1,000,000</p>	

SCHEDULE SUMMARY	PARTICIPATION	FUNDING									
<table border="1"> <thead> <tr> <th></th> <th>Original</th> <th>Actual</th> </tr> </thead> <tbody> <tr> <td>Begin Existing Site Surveys</td> <td>1/29/2020</td> <td>1/29/2020</td> </tr> <tr> <td>Complete Existing Site Surveys</td> <td>6/30/2020</td> <td></td> </tr> </tbody> </table>		Original	Actual	Begin Existing Site Surveys	1/29/2020	1/29/2020	Complete Existing Site Surveys	6/30/2020		<p>Consultant</p> <p>SBE TBD</p> <p>Local TBD</p> <p>WBE TBD</p> <p>MBE TBD</p> <p>Contractor</p> <p>SBE TBD</p> <p>Local TBD</p> <p>WBE TBD</p> <p>MBE TBD</p>	<div style="text-align: center;">  <p>Construction</p> <p>Current Budget</p> </div> <div style="text-align: center;">  <p>IST</p> <p>Fund Source</p> </div>
	Original	Actual									
Begin Existing Site Surveys	1/29/2020	1/29/2020									
Complete Existing Site Surveys	6/30/2020										

FINANCIAL SUMMARY				
	Project Budget	Committed	% Committed	Paid To Date
	A	B	C=B/A	D
Design	\$0	\$3,835	0.00%	\$2,776
Construction	\$1,000,000	\$15,650	1.57%	\$14,908
Furniture, Fixtures & Equipment	\$0	\$0	0.00%	\$0
Other	\$0	\$0	0.00%	\$0
Contingency	\$0	\$0	0.00%	\$0
TOTAL	\$1,000,000	\$19,485	1.95%	\$17,683

NOTES

DJLA site survey completed 5/18/2020. Survey being reviewed by PREM and PREM comments being addressed by DJLA for inclusion in final survey submission. Anticipated survey work , review of documents and final documents by 6/30/2020

Monthly Infrastructure Sales Tax Project Report

Large Cap Projects

Data Date: 05/21/2020

Report Date: 06/08/2020

DESCRIPTION/TEAM

SCOPE

PHOTO

Project Title: FY2017 Sports Field Lighting Replacement
Project Number: T006
BCC District: Multiple
Delivery Method: Sports Field Lighting Annual
Category: S12-Sports Lighting Replacement
Status: Design
Designer: JLRD Engineers
Contractor: Musco
Project Manager: Stuart Patterson

Replacement of Sports Field Lighting at Bert Winters Park, Caloosa Park, Glades Pioneer Park, Juno South Park, Jupiter Farms Park, Okeehelée Park, Pinewoods Park, (Burt Aaronson) South County Regional Park and Westgate Park.
 IST FY 2017 funds: \$4,100,000.



SCHEDULE SUMMARY

	Original	Actual
Project Start	6/29/2017	6/29/2017
Procurement (Light Fixture Vendor)	10/16/2018	10/16/2018
Procurement (Installation Contractor)	10/17/2018	5/9/2019
Bidding Package 1	11/6/2019	11/6/2019
Construction Phase 1	2/3/2020	2/3/2020
Bidding Package 2	2/13/2020	2/13/2020
Bidding Package 3	3/26/2020	3/26/2020
Construction Start Phase 2	5/11/2020	
Construction Start Phase 3	6/15/2020	
Construction Completion Phase 1	7/2/2020	

PARTICIPATION

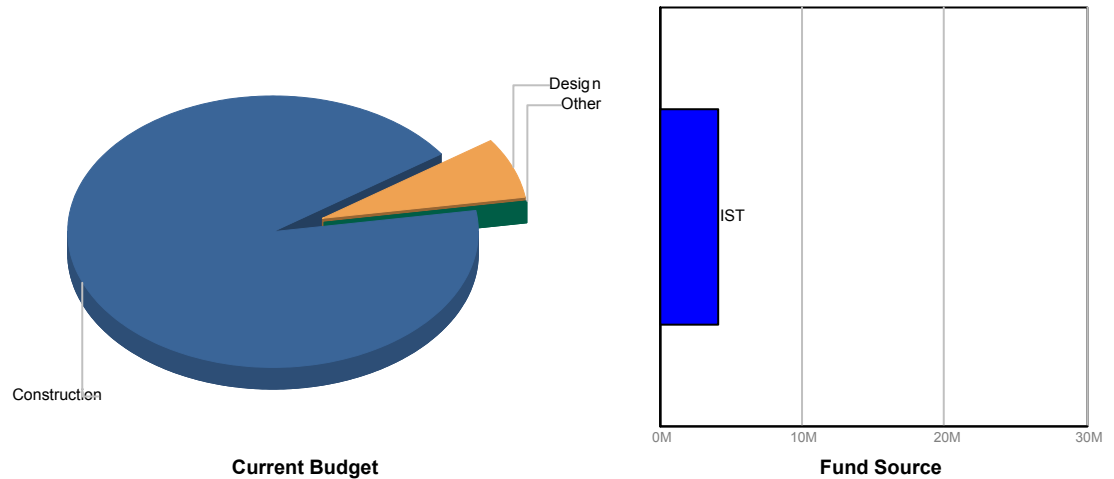
Consultant

SBE 100%
 Local 100%
 WBE N/A
 MBE N/A

Contractor

SBE TBD
 Local TBD
 WBE TBD
 MBE TBD

FUNDING



FINANCIAL SUMMARY

	Project Budget	Committed	% Committed	Paid To Date
	A	B	C=B/A	D
Design	\$299,161	\$9,893	3.31%	\$9,893
Construction	\$3,800,000	\$2,953,754	77.73%	\$516,828
Other	\$839	\$3,791	451.64%	\$2,952
TOTAL	\$4,100,000	\$2,967,438	72.38%	\$529,672

NOTES

Okeehelée Park Tennis Courts: Substantial completion 5/5/20; Final walk-thru TBD

Jupiter Farms & Caloosa Park: Construction started 2/3/20. Substantial completion expected 7/2/2020

Juno Park Westgate Park, Bert Winters Park, & Glades Pioneer Park - Procuring engineer for PBC; Sealed electrical documents required to obtain permit. Substantial completion expected 8/30/20.


South County Regional Park, Okeehelée Park Remainder & Pinewoods Park - Bids Received; NTP to be issued

Monthly Infrastructure Sales Tax Project Report

Large Cap Projects

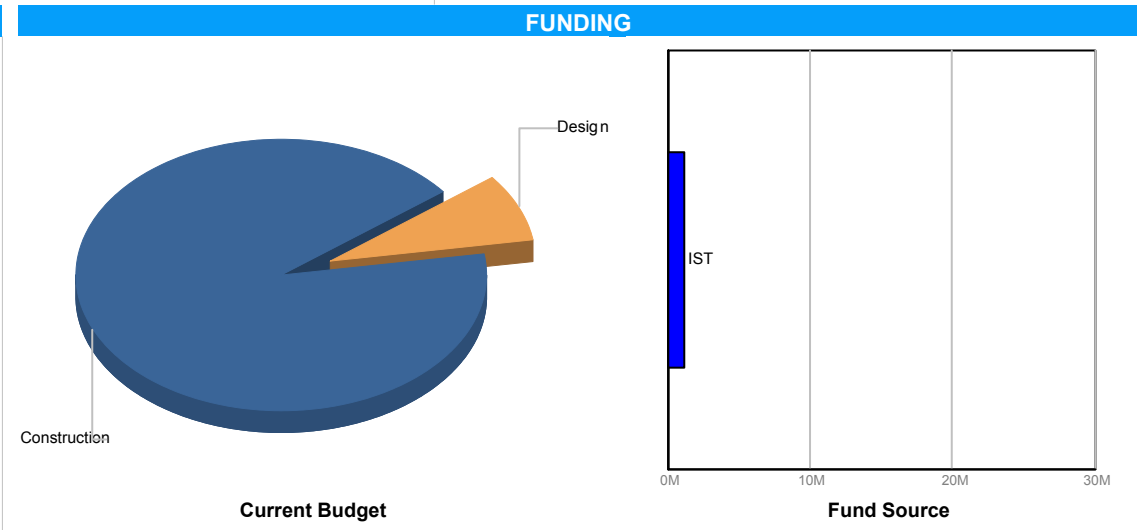
Data Date: 05/21/2020

Report Date: 06/08/2020

DESCRIPTION/TEAM	SCOPE	PHOTO
<p>Project Title: FY2018 Sports Field Lighting Replacement</p> <p>Project Number: T007</p> <p>BCC District: Multiple</p> <p>Delivery Method: Sports Field Lighting Annual</p> <p>Category: S12-Sports Lighting Replacement</p> <p>Status: Design</p> <p>Designer: JLRD Engineers</p> <p>Contractor: Musco</p> <p>Project Manager: Stuart Patterson</p>	<p>Replacement of Sports Field Lighting at Dyer Park, Lake Charleston Park and (Burt Aaronson) South County Regional Park.</p> <p>IST FY 2018 funds: \$1,200,000.</p>	

SCHEDULE SUMMARY		
	Original	Actual
Construction Completion Phase 3		
Project Start	6/29/2017	6/29/2017
Procurement (Light Fixture Vendor)	10/16/2018	10/16/2018
Procurement (Installation Contractor)	10/17/2018	5/9/2019
Bidding Package 1	11/6/2019	11/6/2019
Construction Start Phase 1	2/3/2020	2/3/2020
Bidding Package 2	2/13/2020	2/13/2020
Bidding Package 3	3/26/2020	3/26/2020
Construction Start Phase 2	5/11/2020	
Construction Start Phase 3	6/15/2020	

PARTICIPATION	
Consultant	
SBE	100%
Local	100%
WBE	N/A
MBE	N/A
Contractor	
SBE	TBD
Local	TBD
WBE	TBD
MBE	TBD



FINANCIAL SUMMARY				
	Project Budget	Committed	% Committed	Paid To Date
	A	B	C=B/A	D
Design	\$96,000	\$8,437	8.79%	\$8,437
Construction	\$1,104,000	\$92,935	8.42%	\$11,005
TOTAL	\$1,200,000	\$101,372	8.45%	\$19,442

NOTES

No Status Change.

Lake Charleston Park - Construction Phase started; Estimated substantial completion 7/2/2020

South County Regional Park & Dyer Park: Bids Received; NTP to be issued

Monthly Infrastructure Sales Tax Project Report

Large Cap Projects

Data Date: 05/21/2020

Report Date: 06/08/2020

DESCRIPTION/TEAM

SCOPE

PHOTO

Project Title: FY2020 Sports Field Lighting Replacement
Project Number: T010
BCC District: Multiple
Delivery Method: Sports Field Lighting Annual
Category: S12-Sports Lighting Replacement
Status: Design
Designer: JLRD Engineers
Contractor: Musco
Project Manager: Stuart Patterson

Lake Lytal Athletic Courts, Haverhill Tennis & Racquetball Courts, BASCR Basketball Courts, Duncan Padgett Park Raquetball Courts
 IST Funds = \$1,300,000.



SCHEDULE SUMMARY

	Original	Actual
Project Start	6/29/2017	6/29/2017
Procurement (Light Fixture Vendor)	10/16/2018	10/16/2018
Procurement (Installation Contractor)	10/17/2018	

PARTICIPATION

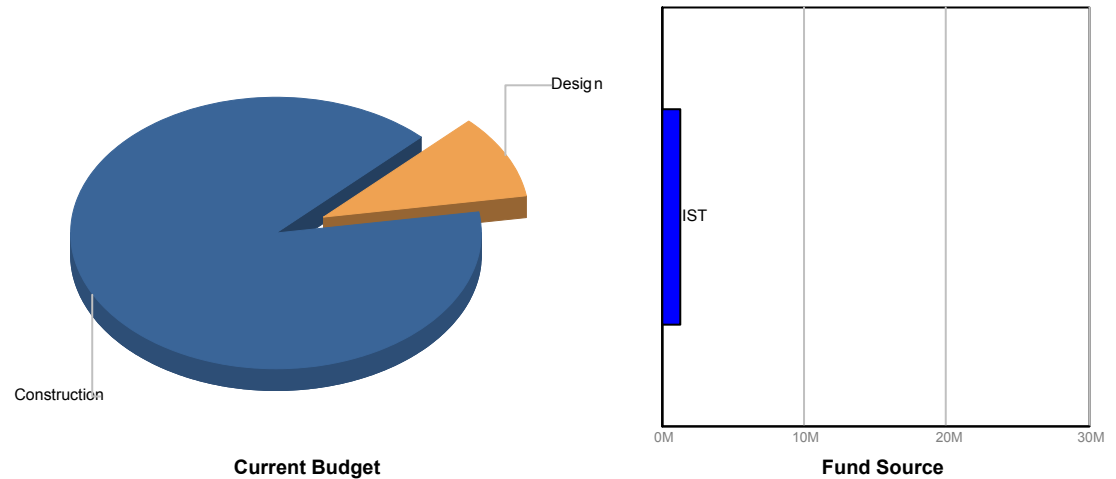
Consultant

SBE 100%
 Local 100%
 WBE N/A
 MBE N/A

Contractor

SBE TBD
 Local TBD
 WBE TBD
 MBE TBD

FUNDING



FINANCIAL SUMMARY

	Project Budget	Committed	% Committed	Paid To Date
	A	B	C=B/A	D
Design	\$130,000	\$54,753	42.12%	\$49,473
Construction	\$1,170,000	\$0	0.00%	\$0
TOTAL	\$1,300,000	\$54,753	4.21%	\$49,473

NOTES

No Status Change. Project will be divided into (2) packages: RFP #1, Supply Lighting Fixtures: CID currently working towards completing the RFQ package to potential suppliers. RFP #2, Installation of Lighting Fixtures: CID will develop RFQ packages for each after completion of fixtures RFQ's. Currently completing existing conditions surveys (Tierra) - Anticipated completion 6/26/2020

Monthly Infrastructure Sales Tax Project Report

Large Cap Projects

Data Date: 05/21/2020

Report Date: 06/08/2020

DESCRIPTION/TEAM

SCOPE

PHOTO

Project Title: Bert Winters Park Redevelopment

Project Number: T041
 BCC District: 01
 Delivery Method: Annual Contract
 Category: E02-Existing Park Redevelopment or Expansion
 Status: Design
 Designer: TBD
 Contractor: TBD
 Project Manager: Ben Carroll

Demolish former PBMI building, tennis courts, and playground. Remove lights and poles servicing Field 2. Renovate Baseball Field 1. Construct new regulation 220' x 360' multipurpose field. Construct new 30' x 60' rental pavilion. Construct new playground area. Renovate existing day use dock for public use. Construct new paved parking, curbing, landscaping, sidewalks and picnic areas. Install new underground infrastructure and site lighting.

The project is funded in:
 FY 2019 IST \$200,000
 FY 2021 IST \$1,500,000
 FY 2021 FIND Grant TBD



SCHEDULE SUMMARY

	Original	Actual
Project Start	8/22/2019	8/22/2019
Asbestos Report Initiated	8/23/2019	8/23/2019
Asbestos Report Completion	10/1/2019	10/1/2019
Demolition Start	11/12/2019	
Demolition Completion	12/5/2019	

PARTICIPATION

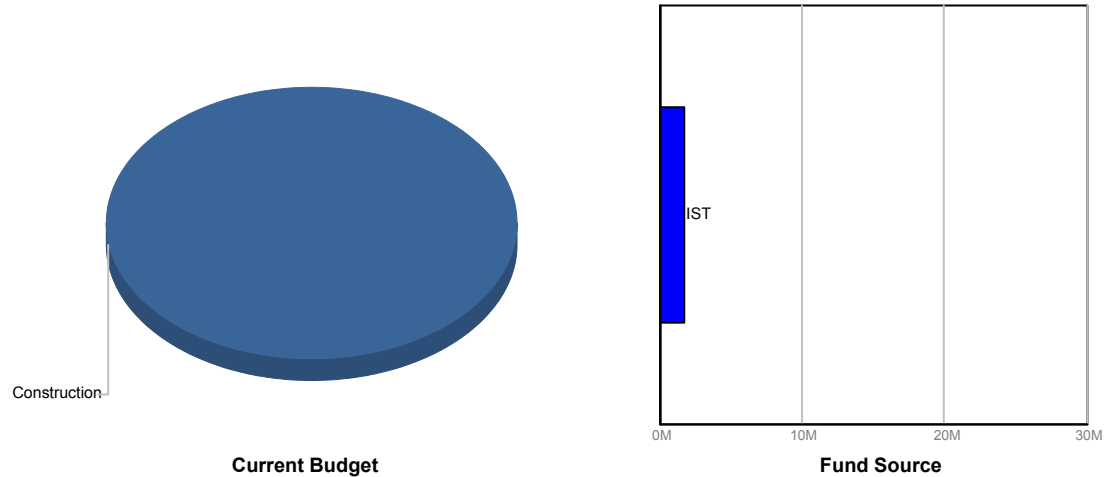
Consultant

SBE TBD
 Local TBD
 WBE N/A
 MBE N/A

Contractor

SBE TBD
 Local TBD
 WBE TBD
 MBE TBD

FUNDING



FINANCIAL SUMMARY

	Project Budget	Committed	% Committed	Paid To Date
	A	B	C=B/A	D
Construction	\$1,700,000	\$75,143	4.42%	\$13,787
Other	\$0	\$658	0.00%	\$658
Contingency	\$0	\$270	0.00%	\$270
TOTAL	\$1,700,000	\$76,071	4.47%	\$14,714

NOTES

Awaiting proposal from consultant. Major demolition complete, fence installed. Sod scheduled for this week.

Monthly Infrastructure Sales Tax Project Report

Large Cap Projects

Data Date: 05/21/2020

Report Date: 06/08/2020

DESCRIPTION/TEAM

SCOPE

PHOTO

Project Title: Aqua Crest Pool Facility Replacement

Project Number: T077
 BCC District: 07
 Delivery Method: CMR
 Category: A02-Aquatic Facility Repair and Replacement
 Status: Design
 Designer: Ohlson Lavoie Collaborative
 Contractor: TBD
 Project Manager: Rosalyn Acosta

The work consist of the design and renovation of the existing Aqua Crest pool facility. The scope includes but is not limited to: pool improvements such as leak detection, re-surface, lane marker replacement, filtration system replacement; pool deck renovations; demolition of wadding pool; new splash pad; relocation of ticketing booth, admin offices, guards room and weight's room; bathroom renovations; new shade structures and Marquee sign.



SCHEDULE SUMMARY

	Original	Actual
Pre-Scope meeting	2/20/2019	2/20/2019
Design Services Advertisement	6/17/2019	8/4/2019
Consultant BCC Approval	1/14/2020	
Design Start	1/21/2020	
Construction Start	3/9/2021	
Substantial Completion	3/8/2022	
Project Close-out	5/3/2022	

PARTICIPATION

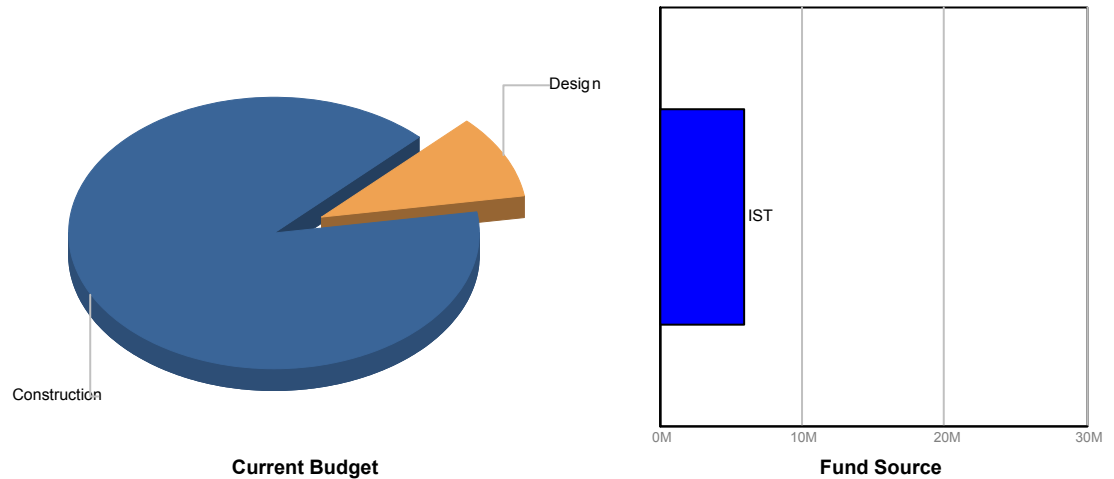
Consultant

SBE TBD
 Local TBD
 WBE N/A
 MBE N/A

Contractor

SBE TBD
 Local TBD
 WBE TBD
 MBE TBD

FUNDING



FINANCIAL SUMMARY

	Project Budget	Committed	% Committed	Paid To Date
	A	B	C=B/A	D
Design	\$600,000	\$17,879	2.98%	\$17,879
Construction	\$5,400,000	\$14,058	0.26%	\$14,058
TOTAL	\$6,000,000	\$31,938	0.53%	\$31,938

NOTES


Kick-off Design Development meeting held on 6/3/2020. Site investigation visit by OLC and Martin Aquatics planned for 6/9/20.

Monthly Infrastructure Sales Tax Project Report

Large Cap Projects

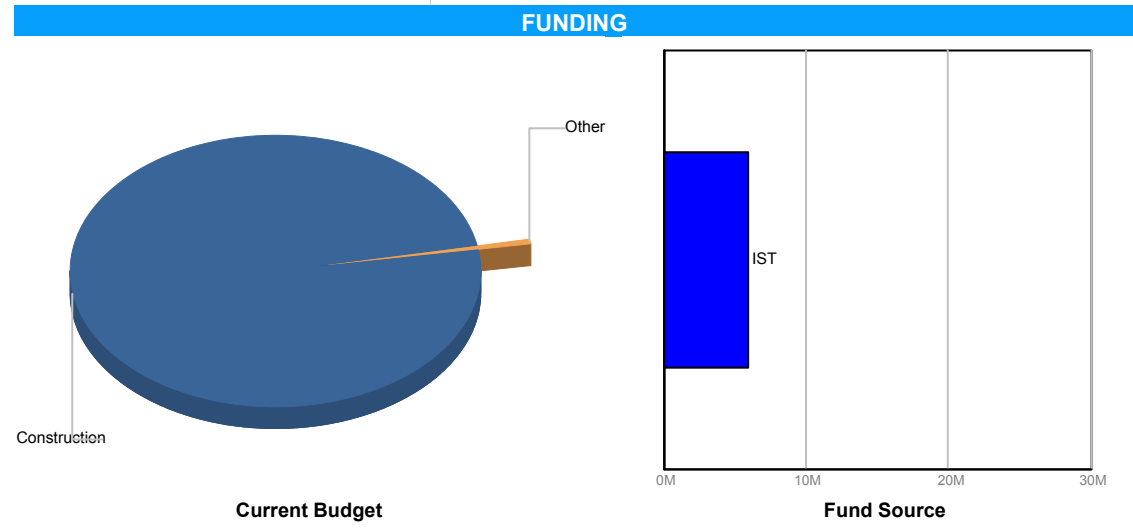
Data Date: 05/21/2020

Report Date: 06/08/2020

DESCRIPTION/TEAM	SCOPE	PHOTO
<p>Project Title: Dyer Park Athletic Field Renovation</p> <p>Project Number: T099 BCC District: 07 Delivery Method: TBD Category: A06-Athletic Field Renovations Status: Design Designer: TBD Contractor: TBD Project Manager: Stuart Patterson</p>	<p>Replacement of existing grass field turf with synthetic turf on multi-purpose field 3, 4, & 5 as well as additional damaged area. Funded: FY 2020 \$6,000,000</p>	

SCHEDULE SUMMARY		
	Original	Actual
Begin Existing Site Surveys	1/29/2020	1/29/2020
Complete Existing Site Surveys	6/30/2020	

PARTICIPATION	
Consultant	
SBE	TBD
Local	TBD
WBE	TBD
MBE	TBD
Contractor	
SBE	TBD
Local	TBD
WBE	TBD
MBE	TBD



FINANCIAL SUMMARY				
	Project Budget	Committed	% Committed	Paid To Date
	A	B	C=B/A	D
Construction	\$5,970,000	\$17,250	0.29%	\$8,548
Other	\$30,000	\$3,133	10.44%	\$3,133
TOTAL	\$6,000,000	\$20,383	0.34%	\$11,681

NOTES


DJLA site survey completed 5/18/2020. Survey being reviewed by PREM and PREM comments being addressed by DJLA for inclusion in final survey submission. Anticipated survey work, review of documents and final documents by 6/30/2020

Monthly Infrastructure Sales Tax Project Report

Large Cap Projects

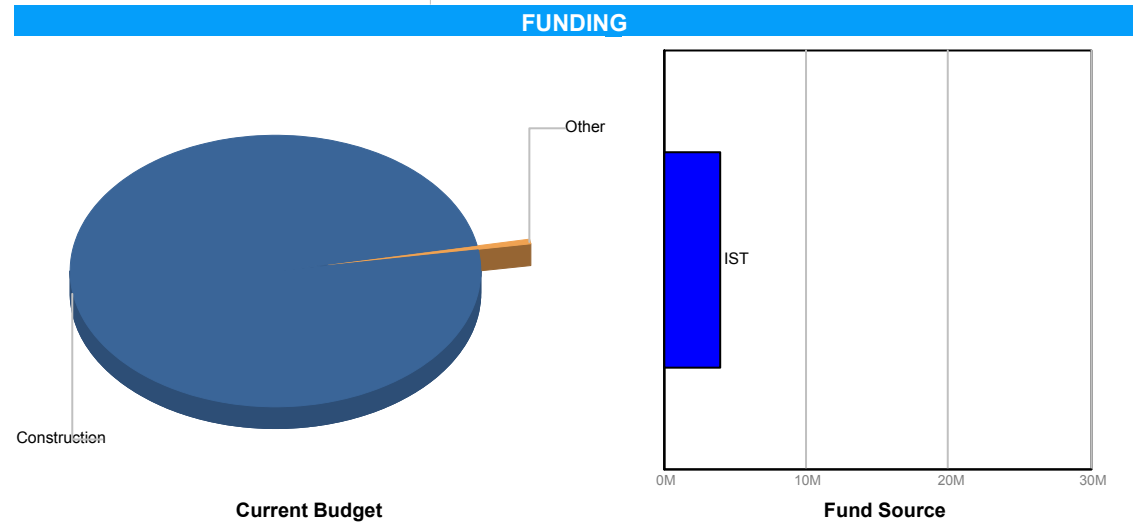
Data Date: 05/21/2020

Report Date: 06/08/2020

DESCRIPTION/TEAM	SCOPE	PHOTO
<p>Project Title: Caloosa Park Athletic Field Renovation</p> <p>Project Number: T100 BCC District: 04 Delivery Method: TBD Category: A06-Athletic Field Renovations Status: Design Designer: TBD Contractor: TBD Project Manager: Stuart Patterson</p>	<p>Replacement of existing grass field turf with synthetic turf on multi-purpose field 1 & 3 as well as softball field 4. Funded: FY 2020 \$4,000,000</p>	

SCHEDULE SUMMARY		
	Original	Actual
Begin Existing Site Surveys	1/29/2020	1/29/2020
Complete Existing Site Surveys	6/30/2020	

PARTICIPATION	
Consultant	
SBE	TBD
Local	TBD
WBE	TBD
MBE	TBD
Contractor	
SBE	TBD
Local	TBD
WBE	TBD
MBE	TBD



FINANCIAL SUMMARY				
	Project Budget	Committed	% Committed	Paid To Date
	A	B	C=B/A	D
Construction	\$3,980,000	\$21,530	0.54%	\$20,454
Other	\$20,000	\$2,056	10.28%	\$2,056
TOTAL	\$4,000,000	\$23,586	0.59%	\$22,510

NOTES


DJLA site survey completed 5/18/2020. Survey being reviewed by PREM and PREM comments being addressed by DJLA for inclusion in final survey submission. Anticipated survey work, review of documents and final documents by 6/30/2020

Monthly Infrastructure Sales Tax Project Report

Large Cap Projects

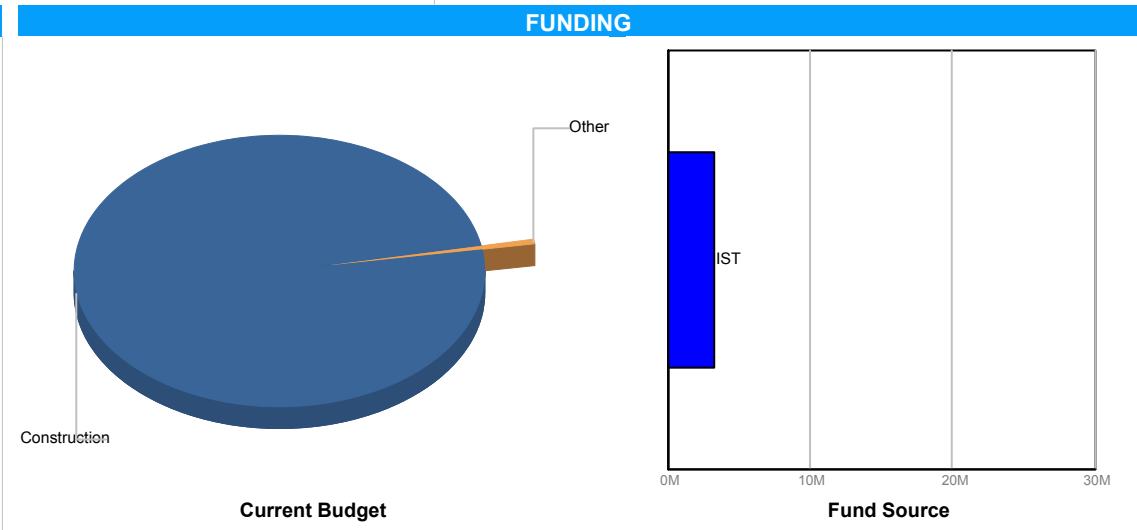
Data Date: 05/21/2020

Report Date: 06/08/2020

DESCRIPTION/TEAM	SCOPE	PHOTO
<p>Project Title: JPP Athletic Field Renovation</p> <p>Project Number: T101 BCC District: 03 Delivery Method: TBD Category: A06-Athletic Field Renovations Status: Design Designer: TBD Contractor: TBD Project Manager: Stuart Patterson</p>	<p>Replacement of existing grass field turf with synthetic turf on the Miracle League Field as well as softball fields 2 & 3. Funded: FY 2020 \$3,222,000</p>	

SCHEDULE SUMMARY		
	Original	Actual
Begin Existing Site Surveys	1/29/2020	1/29/2020
Complete Existing Site Surveys	6/30/2020	

PARTICIPATION	
Consultant	
SBE	TBD
Local	TBD
WBE	TBD
MBE	TBD
Contractor	
SBE	TBD
Local	TBD
WBE	TBD
MBE	TBD



FINANCIAL SUMMARY				
	Project Budget	Committed	% Committed	Paid To Date
	A	B	C=B/A	D
Construction	\$3,204,000	\$16,860	0.53%	\$16,076
Other	\$16,000	\$678	4.24%	\$678
TOTAL	\$3,220,000	\$17,538	0.54%	\$16,754

NOTES


DJLA site survey completed 5/18/2020. Survey being reviewed by PREM and PREM comments being addressed by DJLA for inclusion in final survey submission. Anticipated survey work, review of documents and final documents by 6/30/2020

Monthly Infrastructure Sales Tax Project Report

Large Cap Projects

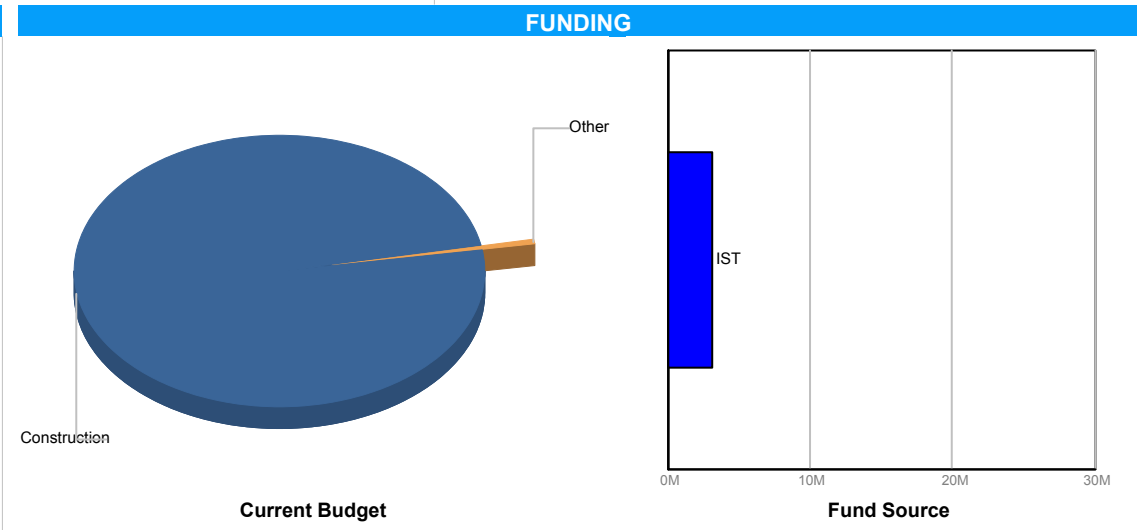
Data Date: 05/21/2020

Report Date: 06/08/2020

DESCRIPTION/TEAM	SCOPE	PHOTO
<p>Project Title: Loggers Run Park Athletic Field Renovation</p> <p>Project Number: T102</p> <p>BCC District: 05</p> <p>Delivery Method: TBD</p> <p>Category: A06-Athletic Field Renovations</p> <p>Status: Design</p> <p>Designer: TBD</p> <p>Contractor: TBD</p> <p>Project Manager: Stuart Patterson</p>	<p>Replacement of existing grass field turf with synthetic turf on multi-purpose field 1 & 2.</p> <p>Funded: FY 2020 \$3,200,000</p>	

SCHEDULE SUMMARY		
	Original	Actual
Begin Existing Site Surveys	1/29/2020	1/29/2020
Complete Existing Site Surveys	6/30/2020	

PARTICIPATION	
Consultant	
SBE	TBD
Local	TBD
WBE	TBD
MBE	TBD
Contractor	
SBE	TBD
Local	TBD
WBE	TBD
MBE	TBD



FINANCIAL SUMMARY				
	Project Budget	Committed	% Committed	Paid To Date
	A	B	C=B/A	D
Construction	\$3,184,000	\$13,750	0.43%	\$13,103
Other	\$16,000	\$2,163	13.52%	\$2,163
TOTAL	\$3,200,000	\$15,913	0.50%	\$15,265

NOTES


DJLA site survey completed 5/18/2020. Survey being reviewed by PREM and PREM comments being addressed by DJLA for inclusion in final survey submission. Anticipated survey work, review of documents and final documents by 6/30/2020

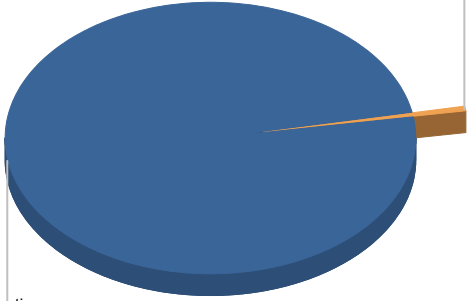
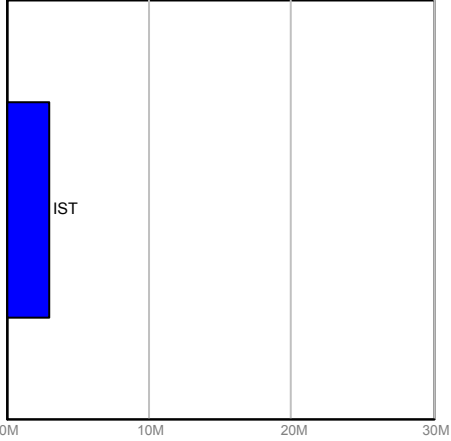
Monthly Infrastructure Sales Tax Project Report

Large Cap Projects

Data Date: 05/21/2020

Report Date: 06/08/2020

DESCRIPTION/TEAM	SCOPE	PHOTO
<p>Project Title: Samuel Friedland District Park Expansion</p> <p>Project Number: T103</p> <p>BCC District: 06</p> <p>Delivery Method: TBD</p> <p>Category: A06-Athletic Field Renovations</p> <p>Status: Design</p> <p>Designer: TBD</p> <p>Contractor: TBD</p> <p>Project Manager: Stuart Patterson</p>	<p>Replacement of existing grass field turf with synthetic turf on multi-purpose field 9 & 10 as well as the open play field.</p> <p>Funded: FY 2020 \$3,000,000</p>	

SCHEDULE SUMMARY	PARTICIPATION	FUNDING									
<table border="1"> <thead> <tr> <th></th> <th>Original</th> <th>Actual</th> </tr> </thead> <tbody> <tr> <td>Begin Existing Site Surveys</td> <td>1/20/2020</td> <td>1/29/2020</td> </tr> <tr> <td>Complete Existing Site Surveys</td> <td>6/30/2020</td> <td></td> </tr> </tbody> </table>		Original	Actual	Begin Existing Site Surveys	1/20/2020	1/29/2020	Complete Existing Site Surveys	6/30/2020		<p>Consultant</p> <p>SBE TBD</p> <p>Local TBD</p> <p>WBE TBD</p> <p>MBE TBD</p> <p>Contractor</p> <p>SBE TBD</p> <p>Local TBD</p> <p>WBE TBD</p> <p>MBE TBD</p>	<div style="display: flex; justify-content: space-around;"> <div style="text-align: center;">  <p>Current Budget</p> </div> <div style="text-align: center;">  <p>Fund Source</p> </div> </div>
	Original	Actual									
Begin Existing Site Surveys	1/20/2020	1/29/2020									
Complete Existing Site Surveys	6/30/2020										

FINANCIAL SUMMARY				
	Project Budget	Committed	% Committed	Paid To Date
	A	B	C=B/A	D
Construction	\$2,985,000	\$12,967	0.43%	\$12,380
Other	\$15,000	\$1,077	7.18%	\$1,077
TOTAL	\$3,000,000	\$14,043	0.47%	\$13,456

NOTES

DJLA site survey completed 5/18/2020. Survey being reviewed by PREM and PREM comments being addressed by DJLA for inclusion in final survey submission. Anticipated survey work, review of documents and final documents by 6/30/2020