


Monthly Infrastructure Sales Tax Project Report

Large Cap Projects

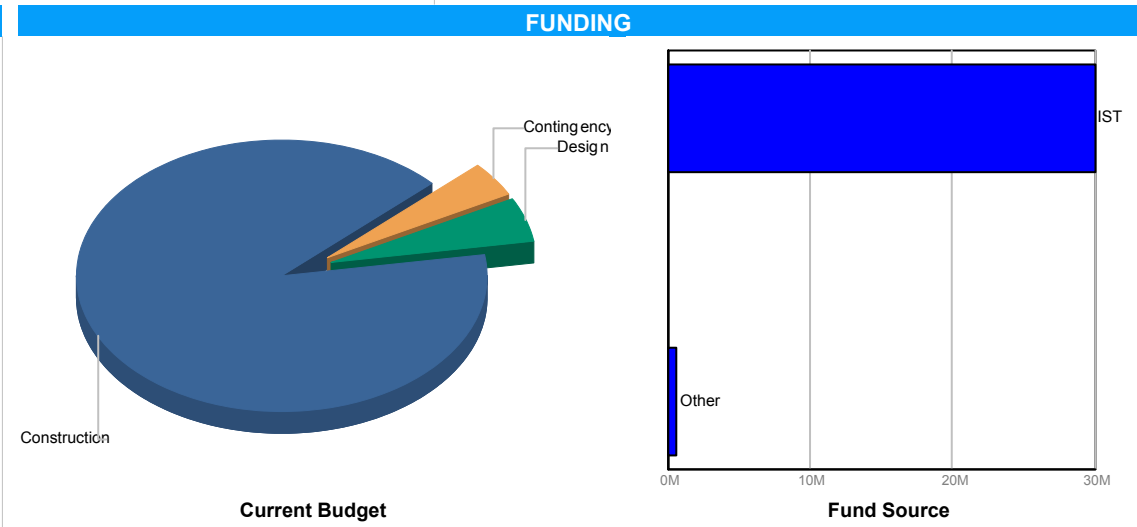
Data Date: 07/18/2019

Report Date: 08/08/2019

DESCRIPTION/TEAM	SCOPE	PHOTO
<p>Project Title: Headquarters R&R</p> <p>Project Number: 11206 BCC District: 02 Delivery Method: Construction Management Category: S06-Sheriff - FDO Status: Design Designer: Leo Daly Contractor: Kast Construction Project Manager: Jim Daley</p>	<p>Interior renovation/remodeling to select areas located within the existing PBSO HQ, which has been in operation 24/7 for approximately 35 years. The existing exterior walls and window system to be analyzed with an Exterior Wall Hardening Study. Partial roof replacement, level 3 ballistic resistance at the first floor exterior envelope, replacement of building systems and various phases of work to sustain continuous operations are all included within the scope of work.</p> <p>This project is funded in: FY 2017 IST \$1,600,000 FY 2019 IST \$11,047,000 FY 2020 IST \$10,835,000 FY 2021 IST \$9,220,000</p>	

SCHEDULE SUMMARY		
	Original	Actual
Project Start	3/14/2016	3/14/2016
Design Start	5/9/2017	5/9/2017
Construction Start	1/31/2019	
Substantial Completion	1/31/2022	
Project Completion	2/28/2022	

PARTICIPATION	
Consultant	
SBE	24.71%
Local	100%
WBE	N/A
MBE	N/A
Contractor	
SBE	12.75%
Local	100%
WBE	N/A
MBE	N/A



FINANCIAL SUMMARY				
	Project Budget	Committed	% Committed	Paid To Date
	A	B	C=B/A	D
Design	\$1,774,200	\$1,348,445	76.00%	\$452,601
Construction	\$30,186,645	\$318,981	1.06%	\$99,985
Furniture, Fixtures & Equipment	\$0	\$0	0.00%	\$0
Other	\$0	\$27,033	0.00%	\$27,033
Contingency	\$1,418,800	\$0	0.00%	\$0
TOTAL	\$33,379,645	\$1,694,458	5.08%	\$579,618

NOTES


The emergency door project will be under a new project number forthcoming and is scheduled to start in July 2019. Kast submitted a pre-construction proposal to re-bid the hardening project due to the new OBEO requirements. The re-bid includes the halon removal and card readers. A separate SOW has been completed by ESS for the Lenel system.

Monthly Infrastructure Sales Tax Project Report

Large Cap Projects

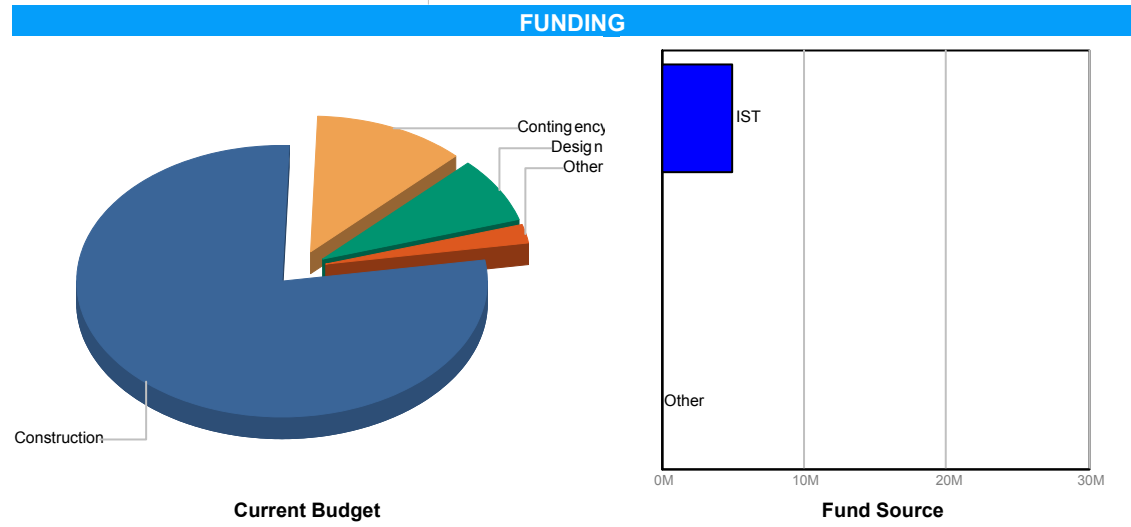
Data Date: 07/18/2019

Report Date: 08/08/2019

DESCRIPTION/TEAM	SCOPE	PHOTO
<p>Project Title: Ocean Inlet Park and Marina Renovation</p> <p>Project Number: 13367 BCC District: 04 Delivery Method: TBD Category: P08-Public Building Repair Replacement & Expans Status: Design Designer: Alan Gerwig & Associates, Inc. Contractor: TBD Project Manager: Rich Avery</p>	<p>The project consists of the replacement of marina components as well as new components including bulkhead wall, floating docks, floating finger docks, fixed dock, boat lifts, floating wave attenuator, landscaping, and replacement of the current Marina/Restroom and concession buildings. The project will be constructed in two phases. Phase one will consist of marina bulkhead, dock reconstruction and wave attenuator construction. The remaining scope to be completed during phase 2.</p> <p>Total available funding for this project consists of \$2,500,000 FY18 IST funds. Future funding consists of \$2,500,000 FY23 IST funds and shown as "Future Funding" within the current budget. Also pending are \$2,500,000 FY20 Find Grant funds.</p>	

SCHEDULE SUMMARY		
	Original	Actual
Phase I Start	2/5/2018	2/4/2018
Design Start	10/22/2018	10/22/2018
Construction Start	12/3/2019	
Substantial Completion	11/3/2020	

PARTICIPATION	
Consultant	
SBE	82.50%
Local	N/A
WBE	N/A
MBE	N/A
Contractor	
SBE	TBD
Local	TBD
WBE	TBD
MBE	TBD



FINANCIAL SUMMARY				
	Project Budget	Committed	% Committed	Paid To Date
	A	B	C=B/A	D
Design	\$385,300	\$0	0.00%	\$0
Construction	\$3,906,200	\$0	0.00%	\$0
Other	\$108,500	\$390,227	359.66%	\$207,773
Contingency	\$600,000	\$0	0.00%	\$0
TOTAL	\$5,000,000	\$390,227	7.80%	\$207,773

NOTES


AGA is incorporating comments for the 50% plan review and is proceeding to the 95% drawing submission. Concurrently Staff is reviewing budget availability to determine, in part, if project phasing will be required. Due to an unavoidable delay with the submerged land lease work per comments from FDEP the application is being withdrawn to avoid its expiration, it will be resubmitted when the submerged land lease documentation has been completed by the engineer.

Monthly Infrastructure Sales Tax Project Report

Large Cap Projects

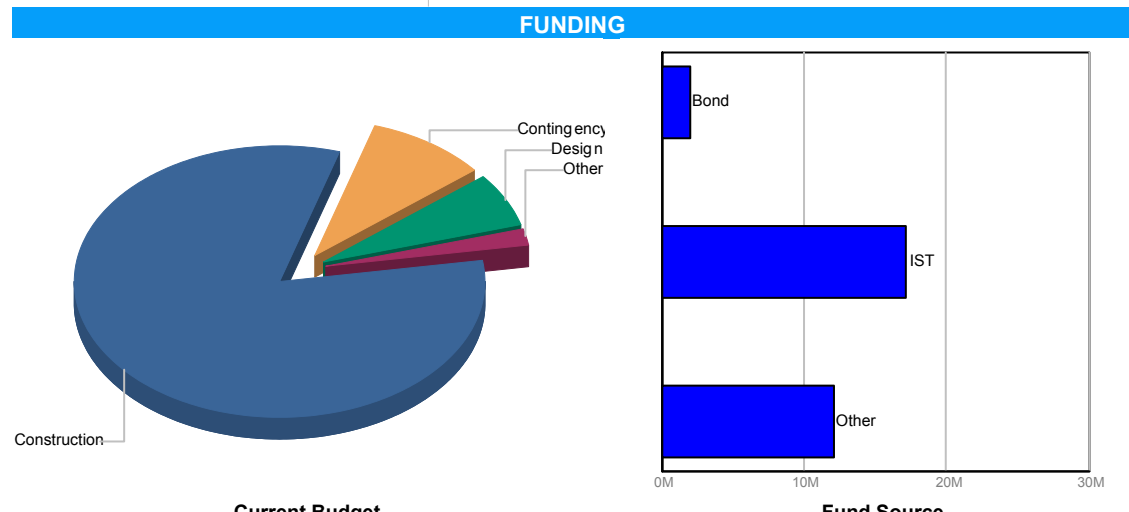
Data Date: 07/18/2019

Report Date: 08/08/2019

DESCRIPTION/TEAM	SCOPE	PHOTO
<p>Project Title: Evidence Building</p> <p>Project Number: 14218 BCC District: 02 Delivery Method: Construction Management Category: S06-Sheriff - FDO Status: Design Designer: Leo Daly Contractor: Pirtle Construction Project Manager: Mike McPherson</p>	<p>The project consists of a new 2-story Evidence Storage/Crime Scene/Crime Lab Facility (Approximately 87,000 GSF) and a 12,000 GSF metal building for impound vehicle storage. The main facility will house property seized by the Sheriff's Office, Administrative Offices, Evidence Processing via the crime scene investigation unit and the crime lab.</p> <p>Monitored cameras, motion detectors, and restricted access with electronic logging will be provided. The facility will accommodate secure vehicle garage bays that can store large vehicles (i.e. 56' long trailers) holding evidence for investigation or transport.</p> <p>Site Development (16 Acres) to include user parking (public, booking officers & staff), a fenced/gated impound lot (350 surface spaces) and a limited area of covered parking.</p>	

SCHEDULE SUMMARY		
	Original	Actual
Project Start	3/30/2016	12/21/2016
Design Start	6/28/2017	6/28/2017
Construction Start	7/5/2018	4/29/2019
Substantial Completion	11/5/2019	
Project Completion	11/26/2019	

PARTICIPATION	
Consultant	
SBE	33.21%
Local	78.96%
WBE	N/A
MBE	N/A
Contractor	
SBE	21.60%
Local	55%
WBE	N/A
MBE	N/A



FINANCIAL SUMMARY				
	Project Budget	Committed	% Committed	Paid To Date
	A	B	C=B/A	D
Design	\$1,961,526	\$2,208,545	112.59%	\$1,568,835
Construction	\$25,680,589	\$27,005,995	105.16%	\$1,236,594
Furniture, Fixtures & Equipment	\$0	\$0	0.00%	\$0
Other	\$602,158	\$210,770	35.00%	\$208,370
Contingency	\$2,992,268	\$3,672	0.12%	\$3,672
TOTAL	\$31,236,542	\$29,428,981	94.21%	\$3,017,471

NOTES

Pirtle Construction has poured two of the four sections of the building slab. In addition, they have poured the casting beds for the tilt up wall panels. The floor slab for the metal building has been poured as well. The pouring of the wall panels will begin during the week of July 29. Also, the balance of the two sections of building slab will be poured the week of July 29th. Storm structures and pipe are currently being installed. Shop drawings continue to be submitted to the design team for approval such as lab casework and millwork. The funding sources for this project are as follows: Bond \$2M, Impact Fees \$6.7M, Ad Valorem \$1.2M, and IST \$21,336,540 for a total Project Budget of \$31,236,540. Approximately \$14M of IST funds will be spent in fiscal year 2019 while the balance of the IST funds will be spent in fiscal year 2020.

Monthly Infrastructure Sales Tax Project Report

Large Cap Projects

Data Date: 07/18/2019

Report Date: 08/08/2019

DESCRIPTION/TEAM

SCOPE

PHOTO

Project Title: CR 880 Canal Bank Stabilization

Project Number: 1448
 BCC District: 06
 Delivery Method: Bid Contract Award
 Category: C02-CR 880 Canal Bank Stabilization
 Status: Construction
 Designer: Wantman Group
 Contractor: Dickerson Florida, Inc.
 Project Manager: Holly Knight

This project will repair, restore, and stabilize the embankment along a portion of County Road 880. The South Florida Water Management District's L-13 Canal parallels and is very close to County Road 880. The embankment area for County Road 880 to the canal is minimal. The undermining of the County Road 880 embankment continues due to storm events and increased South Florida Water Management District pumping and has progressively deteriorated. Repair of the embankment is necessary to prevent the eventual collapse of County Road 880 and to ensure the integrity of County Road 880 and provide a safe roadway for the public.
 IST Funds: FY17 \$1,000,000 FY18 \$2,000,000 FY24 \$2,000,000.



SCHEDULE SUMMARY

	Original	Actual
Construction Notice to Proceed	6/5/2017	6/5/2017
Phase III Construction Complete	11/2/2017	10/20/2017
Phase IV-Construction Notice to Proceed	6/1/2018	7/9/2018
Phase IV-Construction Complete	12/1/2018	3/27/2019
Phase V-Construction Notice to Proceed	6/1/2019	7/1/2019
Phase V-Construction Complete	12/1/2019	

PARTICIPATION

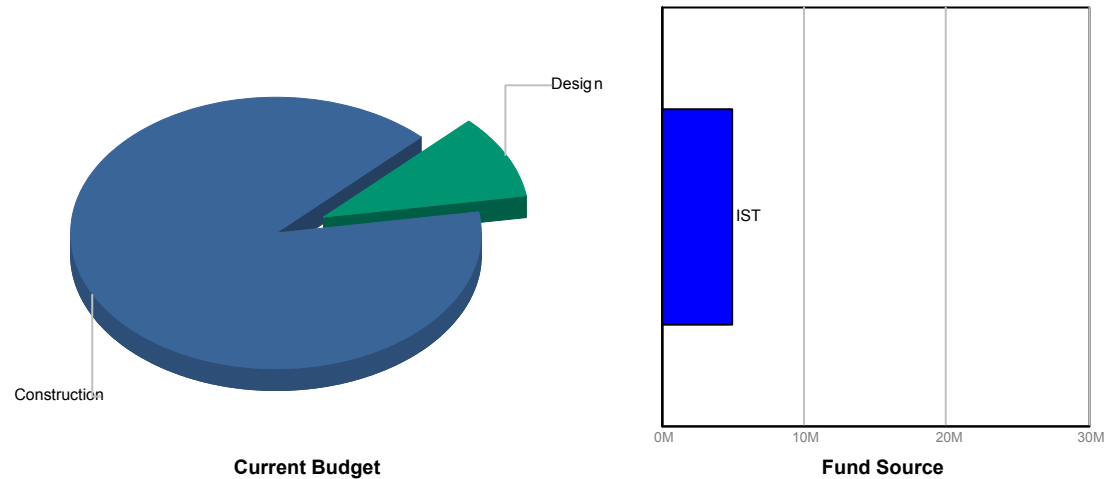
Consultant

SBE 15%
 Local 100%
 WBE 0%
 MBE 0%

Contractor

SBE 23.4%
 Local 23.4%
 WBE 0%
 MBE 0%

FUNDING



FINANCIAL SUMMARY

	Project Budget	Committed	% Committed	Paid To Date
	A	B	C=B/A	D
Design	\$500,000	\$57,245	11.45%	\$56,993
Construction	\$4,500,000	\$2,471,659	54.93%	\$1,465,769
Contingency	\$0	\$0	0.00%	\$0
TOTAL	\$5,000,000	\$2,528,905	50.58%	\$1,522,763

NOTES


Phases I and II (constructing adjacent locations) were completed in FY 2015 and FY 2016 using non-IST funding. Phase III construction is funded at \$1,000,000 in FY 2017. Construction for Phases IV & V are funded at \$2,000,000 in FY 2018. Construction is complete for Phases III and IV. Phase V construction was bid in December 2018.

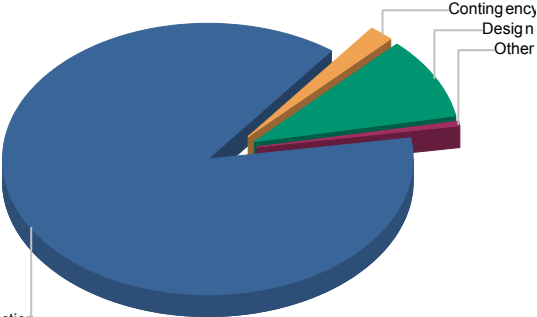
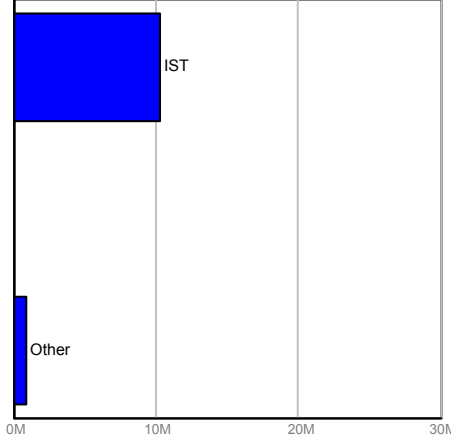
Monthly Infrastructure Sales Tax Project Report

Large Cap Projects

Data Date: 07/18/2019

Report Date: 08/08/2019

DESCRIPTION/TEAM	SCOPE	PHOTO
<p>Project Title: Main Detention Center Electronics</p> <p>Project Number: 15218 BCC District: 02 Delivery Method: Construction Management Category: S06-Sheriff - FDO Status: Construction Designer: Leo A. Daly Contractor: Hedrick Brothers Construction Project Manager: Mike McPherson</p>	<p>Phase II - Electronics for the South, East, and West Towers at the Main Detention Center, which have continually operated since the early 1980's. These systems include door controls, intercom, nurse's call system, CCTV, upgrade of EST3 software for fire alarm and new infrastructure for the future expansion of the CCTV system.</p> <p>Main Detention Center Electronics (B594) IST Funding FY 2017 IST \$5,600,000 FY 2018 IST \$4,700,000 The total Electronics budget is \$11,321,161 of which \$1,021,161 is funded through Ad Valorem.</p>	

SCHEDULE SUMMARY	PARTICIPATION	FUNDING																		
<table border="1"> <thead> <tr> <th></th> <th>Original</th> <th>Actual</th> </tr> </thead> <tbody> <tr> <td>Project Start</td> <td>7/9/2015</td> <td>6/9/2015</td> </tr> <tr> <td>Design Start</td> <td>6/21/2016</td> <td>6/21/2016</td> </tr> <tr> <td>Construction Start</td> <td>3/19/2018</td> <td>5/17/2018</td> </tr> <tr> <td>Substantial Completion</td> <td>3/15/2022</td> <td></td> </tr> <tr> <td>Project Completion</td> <td>6/30/2022</td> <td></td> </tr> </tbody> </table>		Original	Actual	Project Start	7/9/2015	6/9/2015	Design Start	6/21/2016	6/21/2016	Construction Start	3/19/2018	5/17/2018	Substantial Completion	3/15/2022		Project Completion	6/30/2022		<p>Consultant</p> <p>SBE 22.60%</p> <p>Local 67%</p> <p>WBE N/A</p> <p>MBE N/A</p> <p>Contractor</p> <p>SBE 76.79%</p> <p>Local 80%</p> <p>WBE N/A</p> <p>MBE N/A</p>	<div style="display: flex; justify-content: space-around;"> <div style="text-align: center;">  <p>Current Budget</p> </div> <div style="text-align: center;">  <p>Fund Source</p> </div> </div>
	Original	Actual																		
Project Start	7/9/2015	6/9/2015																		
Design Start	6/21/2016	6/21/2016																		
Construction Start	3/19/2018	5/17/2018																		
Substantial Completion	3/15/2022																			
Project Completion	6/30/2022																			

FINANCIAL SUMMARY				
	Project Budget	Committed	% Committed	Paid To Date
	A	B	C=B/A	D
Design	\$1,096,507	\$2,112,482	192.66%	\$273,690
Construction	\$9,868,421	\$7,928,506	80.34%	\$2,906,667
Furniture, Fixtures & Equipment	\$0	\$0	0.00%	\$0
Other	\$55,740	\$59,101	106.03%	\$59,101
Contingency	\$215,183	\$0	0.00%	\$0
TOTAL	\$11,235,851	\$10,100,089	89.89%	\$3,239,457

NOTES

MDC - The 3rd floor has been completed and the contractor has moved to the 2nd floor. UPS's are being installed on the 2nd floor as well as windows are now being replaced. The temporary wall is in place and secured for the removal of the windows. Work in medical will start the week of July 29th which includes the nurses call system. Work on floors 10-13 have been completed. We now have completed work on floors 3-13. We have received \$8.5 in IST funding for FY18 and will receive \$23.5 for FY19-20. This funding is for Phases 3-5.

Monthly Infrastructure Sales Tax Project Report

Large Cap Projects

Data Date: 07/18/2019

Report Date: 08/08/2019

DESCRIPTION/TEAM

SCOPE

PHOTO

Project Title: Palm Beach Lakes Blvd over FEC R/R (937709)
 Project Number: 1532
 BCC District: 07
 Delivery Method: Design CCNA
 Category: B04-Bridge Modifications
 Status: Design
 Designer: TBD
 Contractor: TBD
 Project Manager: Kathleen Farrell

This project will rehabilitate an existing bridge that was built over 50 years ago. The project will improve traffic safety (lane widths, pedestrian barrier, railings) and may involve other improvements such as shoulders, bike lanes, and sidewalks.



SCHEDULE SUMMARY

	Original	Actual
Project Start	9/30/2017	9/30/2017
Design Procurement Finish	9/3/2019	
Design Start	9/3/2019	
Permit Application	6/3/2020	
Permit Issued	6/1/2021	
Design Finish	9/1/2021	
Construction Start	2/1/2022	
Construction Finish	2/1/2024	
Project Completion	2/1/2024	

PARTICIPATION

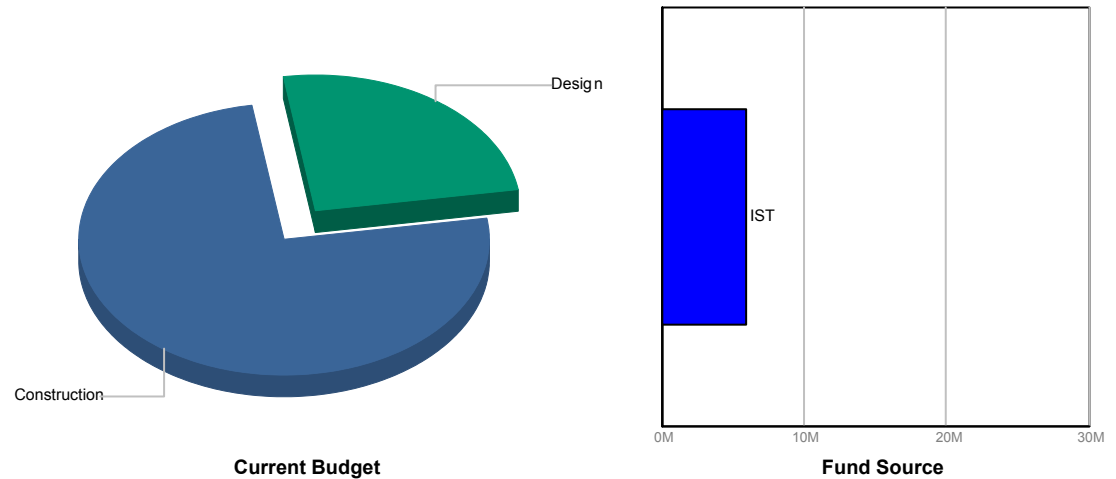
Consultant

SBE TBD
 Local TBD
 WBE TBD
 MBE TBD

Contractor

SBE TBD
 Local TBD
 WBE TBD
 MBE TBD

FUNDING



FINANCIAL SUMMARY

	Project Budget	Committed	% Committed	Paid To Date
	A	B	C=B/A	D
Design	\$1,500,000	\$12,851	0.86%	\$12,801
Construction	\$4,500,000	\$603	0.01%	\$603
Other	\$0	\$15,327	0.00%	\$15,327
Contingency	\$0	\$0	0.00%	\$0
TOTAL	\$6,000,000	\$28,781	0.48%	\$28,731

NOTES


The project is in the coordination stage with stakeholders including the City of West Palm Beach and the Community Redevelopment Agency to determine scope and design parameters for the rehabilitation of the bridge superstructure. This project is funded for design in FY 2017. Construction is currently included in the plan for FY 2021. The consultant selection process is on-going (scope and fee negotiation).

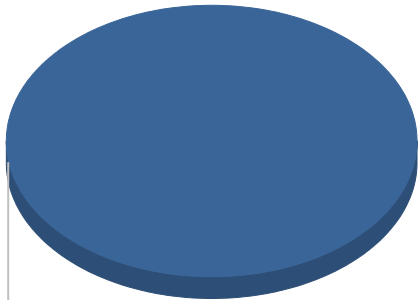
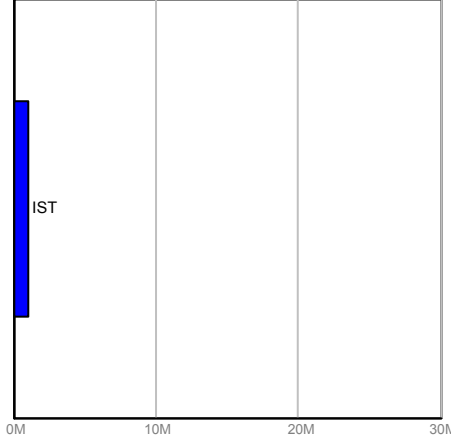
Monthly Infrastructure Sales Tax Project Report

Large Cap Projects

Data Date: 07/18/2019

Report Date: 08/08/2019

DESCRIPTION/TEAM	SCOPE	PHOTO
<p>Project Title: Sections of Jog Road</p> <p>Project Number: 1537</p> <p>BCC District: Multiple</p> <p>Delivery Method: Annual Striping Contract</p> <p>Category: S16-Striping</p> <p>Status: Construction</p> <p>Designer: N/A</p> <p>Contractor: Oglesby</p> <p>Project Manager: Larry Kelly</p>	<p>This project consists of restriping sections of Jog Road.</p> <p>FY 2017 \$350,000</p> <p>FY 2021 \$150,000</p> <p>FY 2022 \$100,000</p> <p>FY 2023 \$100,000</p> <p>FY 2024 \$200,000</p> <p>FY 2026 \$200,000</p>	

SCHEDULE SUMMARY	PARTICIPATION	FUNDING																					
<table border="1"> <thead> <tr> <th></th> <th>Original</th> <th>Actual</th> </tr> </thead> <tbody> <tr> <td>Summit to Gun Club Complete</td> <td>9/20/2017</td> <td>9/20/2017</td> </tr> <tr> <td>PGA to Hood Complete</td> <td>10/31/2017</td> <td>10/31/2017</td> </tr> <tr> <td>10th Avenue N. to Summit Complete</td> <td>1/22/2018</td> <td>1/22/2018</td> </tr> <tr> <td>Wallis to Roebuck Complete</td> <td>3/7/2018</td> <td>3/7/2018</td> </tr> <tr> <td>Gateway to S. of Hypoluxo Complete</td> <td>12/17/2018</td> <td>10/18/2018</td> </tr> <tr> <td>Glades to NW 55th St.</td> <td>3/19/2019</td> <td>3/19/2019</td> </tr> </tbody> </table>		Original	Actual	Summit to Gun Club Complete	9/20/2017	9/20/2017	PGA to Hood Complete	10/31/2017	10/31/2017	10th Avenue N. to Summit Complete	1/22/2018	1/22/2018	Wallis to Roebuck Complete	3/7/2018	3/7/2018	Gateway to S. of Hypoluxo Complete	12/17/2018	10/18/2018	Glades to NW 55th St.	3/19/2019	3/19/2019	<p>Consultant</p> <p>SBE N/A</p> <p>Local N/A</p> <p>WBE N/A</p> <p>MBE N/A</p> <p>Contractor</p> <p>SBE 61%</p> <p>Local 61%</p> <p>WBE 0%</p> <p>MBE 0%</p>	<div style="text-align: center;">  <p>Construction</p> <p>Current Budget</p> </div> <div style="text-align: center;">  <p>IST</p> <p>Fund Source</p> </div>
	Original	Actual																					
Summit to Gun Club Complete	9/20/2017	9/20/2017																					
PGA to Hood Complete	10/31/2017	10/31/2017																					
10th Avenue N. to Summit Complete	1/22/2018	1/22/2018																					
Wallis to Roebuck Complete	3/7/2018	3/7/2018																					
Gateway to S. of Hypoluxo Complete	12/17/2018	10/18/2018																					
Glades to NW 55th St.	3/19/2019	3/19/2019																					

FINANCIAL SUMMARY				
	Project Budget	Committed	% Committed	Paid To Date
	A	B	C=B/A	D
Design	\$0	\$0	0.00%	\$0
Construction	\$1,100,000	\$341,332	31.03%	\$341,332
Contingency	\$0	\$0	0.00%	\$0
TOTAL	\$1,100,000	\$341,332	31.03%	\$341,332

NOTES

Jog Road is a North-South major County thoroughfare. This project consists of re-striping sections of Jog Road. The restriping scheduled for FY2017 has been completed.

Monthly Infrastructure Sales Tax Project Report

Large Cap Projects

Data Date: 07/18/2019

Report Date: 08/08/2019

DESCRIPTION/TEAM

SCOPE

PHOTO

Project Title: CR 880

Resurfacing approximately 2 miles (4 lane miles) of a portion of County Road 880 from Main Street to S.R. 80 each year.



Project Number: 1539
 BCC District: 06
 Delivery Method: Annual Construction Contract
 Category: R04-Resurfacing
 Status: Construction
 Designer: N/A
 Contractor: Community
 Project Manager: Mark Kroeger

SCHEDULE SUMMARY

	Original	Actual
FY 2017 Construction Complete	12/22/2017	12/22/2017
FY 2018 Construction Complete	12/7/2018	11/30/2018
FY 2019 Construction Complete	12/31/2019	

PARTICIPATION

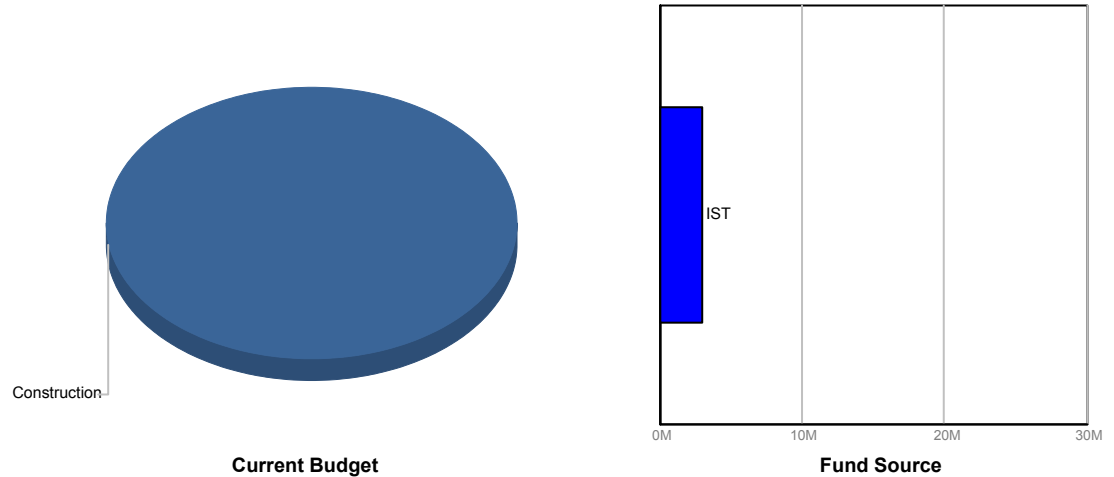
Consultant

SBE N/A
 Local N/A
 WBE N/A
 MBE N/A

Contractor

SBE 8.7%
 Local 95.8%
 WBE 0%
 MBE 0%

FUNDING



FINANCIAL SUMMARY

	Project Budget	Committed	% Committed	Paid To Date
	A	B	C=B/A	D
Design	\$0	\$1,411	0.00%	\$1,411
Construction	\$3,000,000	\$746,962	24.90%	\$530,962
Contingency	\$0	\$0	0.00%	\$0
TOTAL	\$3,000,000	\$748,373	24.95%	\$532,373

NOTES

County Road 880 is approximately 19 miles in length. This project entails resurfacing a portion (\$300,000) of County Road 880 each year. Construction complete for FY 2017 and FY 2018.

Monthly Infrastructure Sales Tax Project Report

Large Cap Projects

Data Date: 07/18/2019

Report Date: 08/08/2019

DESCRIPTION/TEAM

SCOPE

PHOTO

Project Title: Brown's Farms Road

Resurfacing approximately 2 miles (4 lane miles) of a portion of Brown's Farm Road from CR 880 to South Terminus each year.

Project Number: 1540
 BCC District: 06
 Delivery Method: Annual Construction Contract
 Category: R04-Resurfacing
 Status: Construction
 Designer: N/A
 Contractor: Community
 Project Manager: Mark Kroeger



SCHEDULE SUMMARY

	Original	Actual
FY 2017 Construction Complete	12/22/2017	12/22/2017
FY 2018 Construction Complete	12/1/2018	11/30/2018
FY 2019 Construction Complete	12/31/2019	

PARTICIPATION

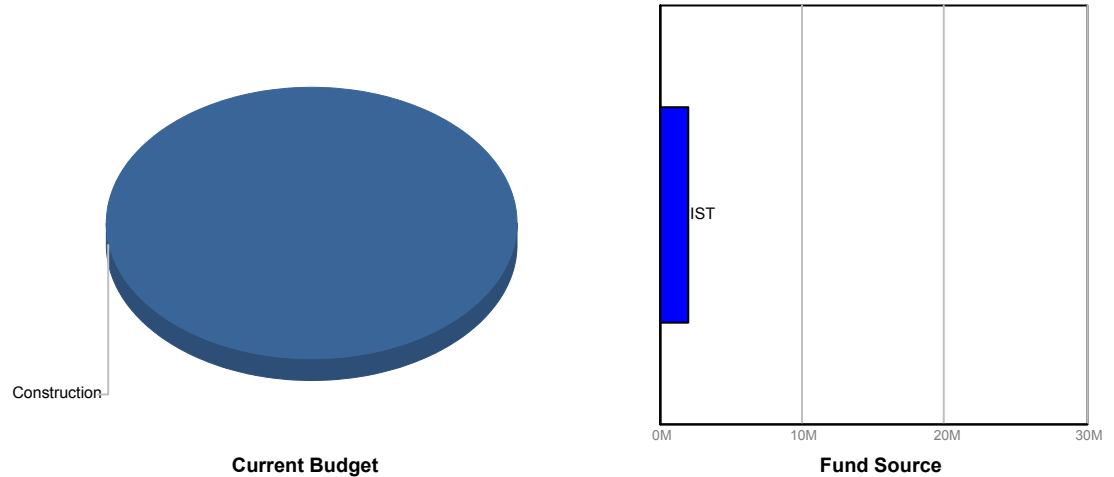
Consultant

SBE N/A
 Local N/A
 WBE N/A
 MBE N/A

Contractor

SBE 7.4%
 Local 94.4%
 WBE 0%
 MBE 0%

FUNDING



FINANCIAL SUMMARY

	Project Budget	Committed	% Committed	Paid To Date
	A	B	C=B/A	D
Design	\$0	\$941	0.00%	\$941
Construction	\$2,000,000	\$594,854	29.74%	\$576,854
Contingency	\$0	\$0	0.00%	\$0
TOTAL	\$2,000,000	\$595,794	29.79%	\$577,794

NOTES

Brown's Farm Road is approximately 14 miles in length. This project entails resurfacing a portion (\$200,000) of Brown's Farm Road each year. Construction complete for FY 2017 and FY 2018.

Monthly Infrastructure Sales Tax Project Report

Large Cap Projects

Data Date: 07/18/2019

Report Date: 08/08/2019

DESCRIPTION/TEAM

SCOPE

PHOTO

Project Title: Various other locations Countywide

Project Number: 1558
 BCC District: Multiple
 Delivery Method: Annual Construction Contract
 Category: D02-Drainage (Pipe Replacements)
 Status: Construction
 Designer: N/A
 Contractor: Hinterland
 Project Manager: Mark Kroeger

This project will repair and/or replace existing pipe culverts and drainage structures along various roads and canals Countywide. These repairs are needed in order to properly drain and maintain the various roads and canals in a safe operating condition.



SCHEDULE SUMMARY

PARTICIPATION

FUNDING

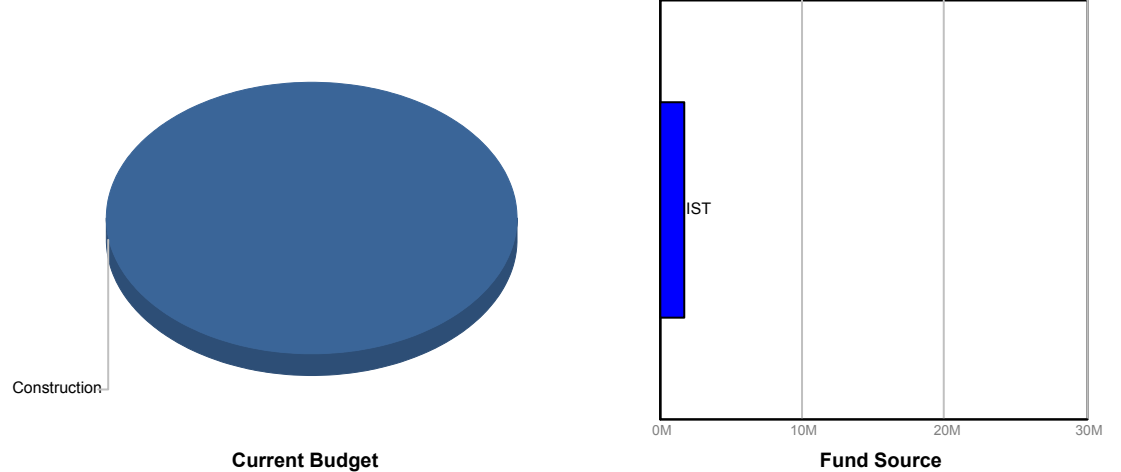
	Original	Actual
Jupiter Farms (133rd Rd. & 156th St.)	8/1/2018	3/12/2018
Limestone Creek & Palm Garden St.	8/1/2018	7/17/2018
Van Buren Road @ E-3 Canal	8/1/2018	6/15/2018
19506 Trails End Terrace	8/1/2018	5/11/2018
3261 Atlantic Road	8/15/2018	7/1/2018
1069 Edgehill Road	8/15/2018	6/12/2018
19582 Trails End Terrace	9/1/2018	9/1/2018
6558 Wood Lake Road	9/15/2018	9/14/2018
19598 Trails End Terrace	9/15/2018	8/20/2018
6361 Wood Lake Rd./19650 Red Maple F	10/1/2018	10/1/2018

Consultant

SBE N/A
 Local N/A
 WBE N/A
 MBE N/A

Contractor

SBE 100%
 Local 100%
 WBE 0%
 MBE 0%



FINANCIAL SUMMARY

NOTES

	Project Budget	Committed	% Committed	Paid To Date
	A	B	C=B/A	D
Construction	\$1,700,000	\$493,549	29.03%	\$443,166
Contingency	\$0	\$0	0.00%	\$0
TOTAL	\$1,700,000	\$493,549	29.03%	\$443,166

This project is funded in:
 FY 2018 \$500,000, FY 2021 \$500,000, FY 2022 \$200,000
 FY 2023 \$200,000, FY 2024 \$200,000, FY 2025 \$100,000

The total project is estimated at \$1,700,000.

Monthly Infrastructure Sales Tax Project Report

Large Cap Projects

Data Date: 07/18/2019

Report Date: 08/08/2019

DESCRIPTION/TEAM

SCOPE

PHOTO

Project Title: Lawrence Rd. from Boynton Beach Blvd. to Lantana Rd.
Project Number: 1563
BCC District: Multiple
Delivery Method: Annual Construction Contract
Category: R04-Resurfacing
Status: Construction
Designer: N/A
Contractor: Ranger and Wynn & Sons
Project Manager: Mark Kroeger

Resurfacing and drainage repairs for 4.2 miles (19.2 lane miles) and spot roadway restoration of Lawrence Rd. from Boynton Beach Blvd. to Lantana Rd.



SCHEDULE SUMMARY

	Original	Actual
Roadway Restoration Complete	9/1/2018	7/31/2018
Drainage Complete	11/1/2018	3/22/2019
Milling and Pavement Complete	1/1/2019	12/17/2018
ADA (Curb/Cut Ramps) Complete	3/1/2019	5/10/2019
Traffic Striping Complete	5/1/2019	4/1/2019
Traffic Loops Complete	7/1/2019	6/3/2019

PARTICIPATION

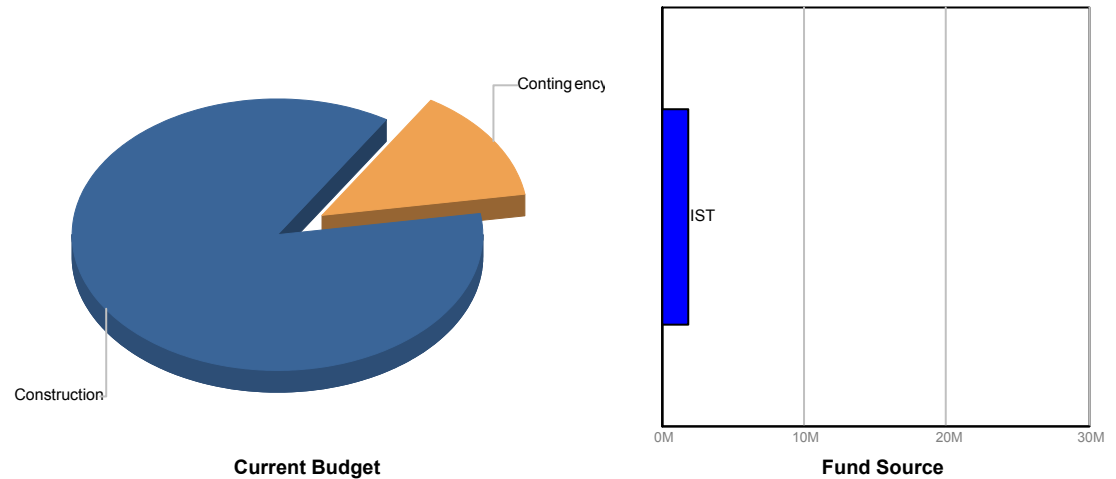
Consultant

SBE N/A
 Local N/A
 WBE N/A
 MBE N/A

Contractor

SBE 42.3%
 Local 100%
 WBE 0%
 MBE 0%

FUNDING



FINANCIAL SUMMARY

	Project Budget	Committed	% Committed	Paid To Date
	A	B	C=B/A	D
Construction	\$1,600,000	\$1,627,410	101.71%	\$1,593,090
Contingency	\$250,000	\$0	0.00%	\$0
TOTAL	\$1,850,000	\$1,627,410	87.97%	\$1,593,090

NOTES

Work is complete. A type 1 transfer to sweep the remaining balance of the project to reserves is forthcoming. Due to additional drainage repair costs and roadway restoration costs, the project's budget has increased from \$1.6m to \$1.85m (BT 2019-0259).

Monthly Infrastructure Sales Tax Project Report

Large Cap Projects

Data Date: 07/18/2019

Report Date: 08/08/2019

DESCRIPTION/TEAM

SCOPE

PHOTO

Project Title: Video Detection (80 +/- intersection)

This project will replace the traffic detection at numerous signalized intersections from the existing inductive loop system to video detection. The video detection system is more reliable and easier to maintain.



Project Number: 1580
 BCC District: Multiple
 Delivery Method: Annual Traffic Signals Contract
 Category: S08-Signals and Signal Systems
 Status: Construction
 Designer: N/A
 Contractor: Gerelco
 Project Manager: Fattoush Jafar

SCHEDULE SUMMARY

PARTICIPATION

FUNDING

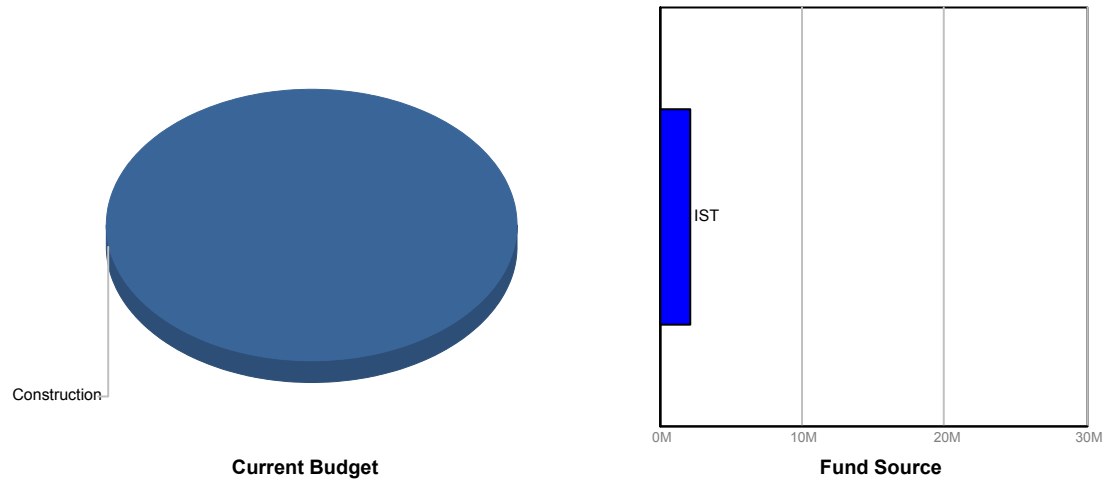
	Original	Actual
Military Tr. & Garden Lake	8/1/2018	11/21/2018
Gateway & Renaissance Commons	9/1/2018	4/3/2019
Australian & Turnage	10/1/2018	1/7/2019
Woolbright & Hagen Ranch	11/1/2018	4/4/2019
Belvedere & Country Club Road	12/1/2018	4/4/2019
Palm Beach Lakes & Wellesley	1/1/2019	4/4/2019

Consultant

SBE N/A
 Local N/A
 WBE N/A
 MBE N/A

Contractor

SBE 0%
 Local 23%
 WBE 0%
 MBE 0%



FINANCIAL SUMMARY

NOTES

	Project Budget	Committed	% Committed	Paid To Date
	A	B	C=B/A	D
Construction	\$2,200,000	\$185,690	8.44%	\$185,690
Contingency	\$0	\$0	0.00%	\$0
TOTAL	\$2,200,000	\$185,690	8.44%	\$185,690


Work has been completed at six intersections. This project is funded in:
 FY 2018 \$200,000
 FY 2023 \$300,000
 FY 2024 \$800,000
 FY 2026 \$900,000
 The total project is estimated at \$2,200,000.

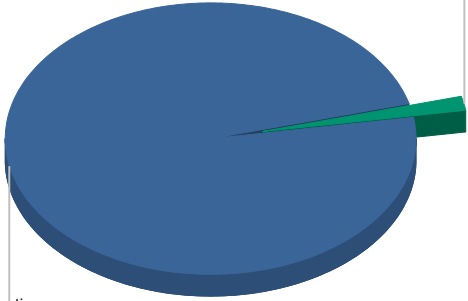
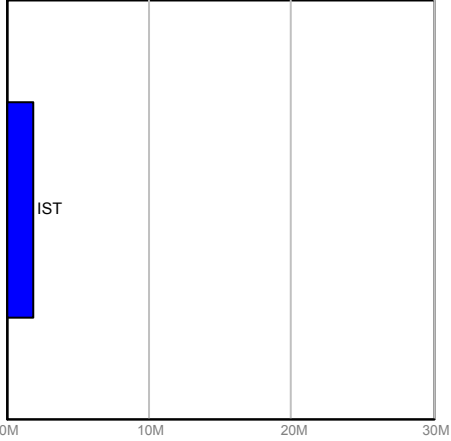
Monthly Infrastructure Sales Tax Project Report

Large Cap Projects

Data Date: 07/18/2019

Report Date: 08/08/2019

DESCRIPTION/TEAM	SCOPE	PHOTO
<p>Project Title: FY 2018 Street Lighting LED Replacements - Countywide</p> <p>Project Number: 1581</p> <p>BCC District: CW</p> <p>Delivery Method: Florida Power and Light</p> <p>Category: S14-Street Lighting</p> <p>Status: Design</p> <p>Designer: Florida Power and Light</p> <p>Contractor: Florida Power and Light</p> <p>Project Manager: Amy Harris</p>	<p>These projects will replace the high pressure sodium street lights with LED lights. Many of the street lights along County roads are owned and maintained by Florida Power and Light (FPL) with the County paying all the operation and maintenance costs (including power). FPL will be responsible for the final design and installation to convert the street lighting to the newer LED technology, and the County will reimburse FPL all applicable conversion costs. The result will provide a cost savings, better quality illumination, and a more desirable environmental light source.</p>	

SCHEDULE SUMMARY	PARTICIPATION	FUNDING																																	
<table border="1"> <thead> <tr> <th></th> <th style="background-color: #D9E1F2;">Original</th> <th style="background-color: #D9E1F2;">Actual</th> </tr> </thead> <tbody> <tr><td>Hypoluxo Road/Hagen Ranch to I-95</td><td></td><td></td></tr> <tr><td>Boynton Beach Boulevard/Turnpike to Kn</td><td></td><td></td></tr> <tr><td>Haverhill/State Road 80 to Lake Worth</td><td></td><td></td></tr> <tr><td>Belvedere Road/RPB City to Haverhill Cit</td><td></td><td></td></tr> <tr><td>Haverhill Road/WPB City to Haverhill City</td><td></td><td></td></tr> <tr><td>Glades Road/State Road 7 to Boca Rio</td><td></td><td></td></tr> <tr><td>Gun Club Road/Bosque to Congress</td><td></td><td></td></tr> <tr><td>Jog Road/Belvedere to State Road 80</td><td></td><td></td></tr> <tr><td>Forest Hill/Turnpike to Pinehurst & Jog to</td><td></td><td></td></tr> <tr><td>Congress/Okeechobee to Belvedere</td><td></td><td></td></tr> </tbody> </table>		Original	Actual	Hypoluxo Road/Hagen Ranch to I-95			Boynton Beach Boulevard/Turnpike to Kn			Haverhill/State Road 80 to Lake Worth			Belvedere Road/RPB City to Haverhill Cit			Haverhill Road/WPB City to Haverhill City			Glades Road/State Road 7 to Boca Rio			Gun Club Road/Bosque to Congress			Jog Road/Belvedere to State Road 80			Forest Hill/Turnpike to Pinehurst & Jog to			Congress/Okeechobee to Belvedere			<p>Consultant</p> <p>SBE N/A</p> <p>Local N/A</p> <p>WBE N/A</p> <p>MBE N/A</p> <p>Contractor</p> <p>SBE N/A</p> <p>Local N/A</p> <p>WBE N/A</p> <p>MBE N/A</p>	<div style="display: flex; justify-content: space-around;"> <div style="text-align: center;">  <p>Current Budget</p> </div> <div style="text-align: center;">  <p>Fund Source</p> </div> </div>
	Original	Actual																																	
Hypoluxo Road/Hagen Ranch to I-95																																			
Boynton Beach Boulevard/Turnpike to Kn																																			
Haverhill/State Road 80 to Lake Worth																																			
Belvedere Road/RPB City to Haverhill Cit																																			
Haverhill Road/WPB City to Haverhill City																																			
Glades Road/State Road 7 to Boca Rio																																			
Gun Club Road/Bosque to Congress																																			
Jog Road/Belvedere to State Road 80																																			
Forest Hill/Turnpike to Pinehurst & Jog to																																			
Congress/Okeechobee to Belvedere																																			

FINANCIAL SUMMARY				
	Project Budget	Committed	% Committed	Paid To Date
	A	B	C=B/A	D
Design	\$30,000	\$4,996	16.65%	\$4,996
Construction	\$1,920,000	\$169,211	8.81%	\$168,627
Contingency	\$0	\$0	0.00%	\$0
TOTAL	\$1,950,000	\$174,207	8.93%	\$173,623

NOTES

There are 16 street lighting projects (road segments) funded (\$1,950,000) for conversion in FY 2018. All 16 projects have been forwarded to FPL - requesting final design and installation. A portion of the first project along Hypoluxo Rd. is scheduled for conversion in early 2019.

Monthly Infrastructure Sales Tax Project Report

Large Cap Projects

Data Date: 07/18/2019

Report Date: 08/08/2019

DESCRIPTION/TEAM

SCOPE

PHOTO

Project Title: CR 880 (Old SR 80) Over C-51 Canal (930940)
Project Number: 1612
BCC District: 06
Delivery Method: Design CCNA
Category: B08-Bridge Replacements
Status: Design
Designer: Alan Gerwig & Assoc.
Contractor: TBD (Bid)
Project Manager: Kathleen Farrell

This project will replace an existing bridge that was built over 80 years ago. The new bridge will improve traffic safety (lane widths and vehicle barrier walls). The current bridge is weight restricted.



SCHEDULE SUMMARY

	Original	Actual
Design Contract Notice to Proceed	11/9/2018	11/9/2018
Design Completion	10/28/2021	
Construction Bid Date	2/1/2022	
Construction Start	7/1/2022	
Construction Complete	12/1/2023	

PARTICIPATION

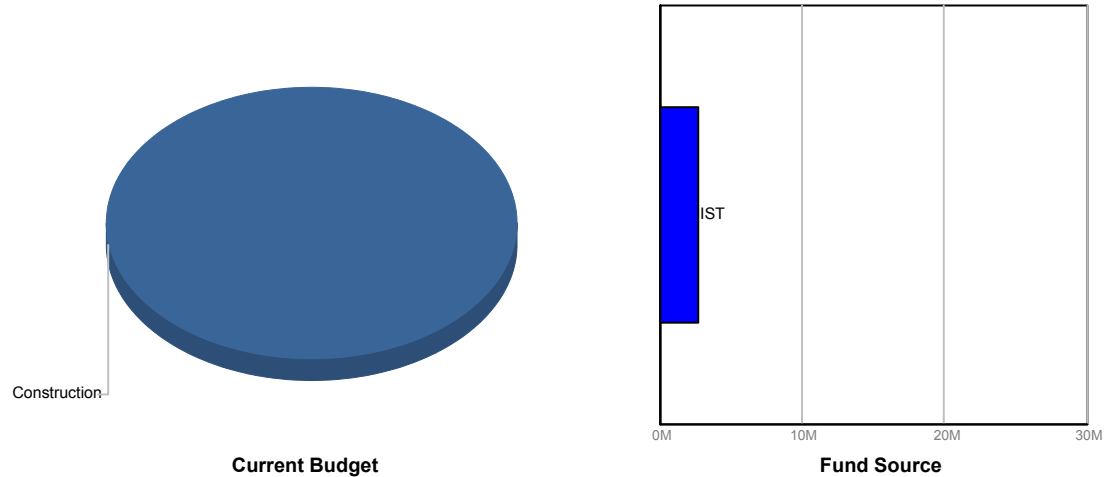
Consultant

SBE 94.3%
 Local 100%
 WBE 0%
 MBE 0%

Contractor

SBE TBA
 Local TBA
 WBE TBA
 MBE TBA

FUNDING



FINANCIAL SUMMARY

	Project Budget	Committed	% Committed	Paid To Date
	A	B	C=B/A	D
Construction	\$2,700,000	\$0	0.00%	\$0
TOTAL	\$2,700,000	\$0	0.00%	\$0

NOTES

This project is funded with 5-Year Road Program (RP) funding and IST funding. The project is under design (using 5-Year RP funds). The IST partially funds the construction of the project at \$2.7m in FY 2019

Monthly Infrastructure Sales Tax Project Report

Large Cap Projects

Data Date: 07/18/2019

Report Date: 08/08/2019

DESCRIPTION/TEAM

SCOPE

PHOTO

Project Title: Jog Road from Lake Ida Rd to Boynton Beach Blvd
Project Number: 1618
BCC District: 05
Delivery Method: Annual Construction Contract
Category: R04-Resurfacing
Status: Construction
Designer: N/A
Contractor: Ranger
Project Manager: Mark Kroeger

Resurfacing 4.0 miles (24.0 lane miles) of Jog Road from Lake Ida Road to Boynton Beach Boulevard.



SCHEDULE SUMMARY

	Original	Actual
Milling and Pavement Complete	3/1/2019	3/14/2019
ADA (Curb/Cut Ramps) Complete	5/1/2019	
Traffic Striping Complete	7/1/2019	4/26/2019
Traffic Loops Complete	9/1/2019	6/1/2019

PARTICIPATION

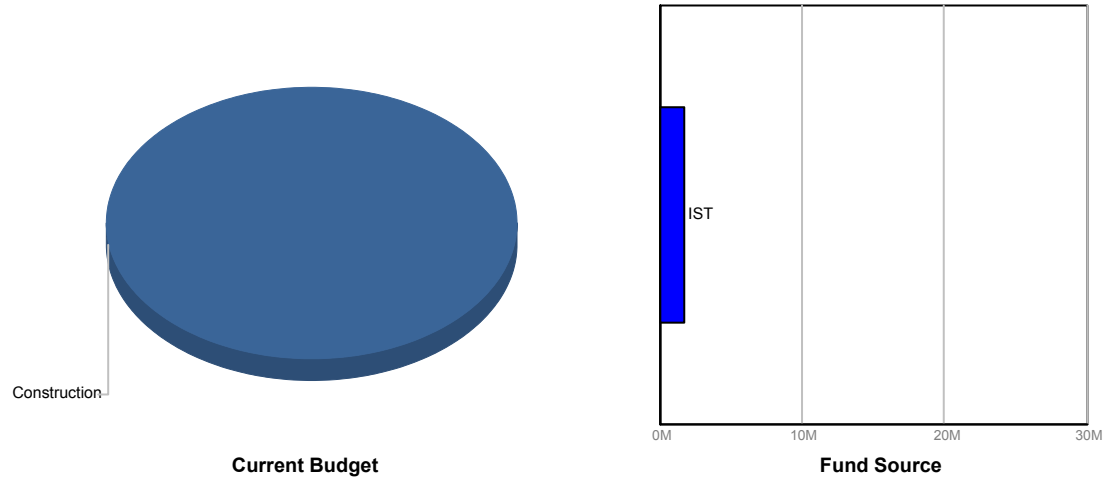
Consultant

SBE N/A
 Local N/A
 WBE N/A
 MBE N/A

Contractor

SBE 15%
 Local 100%
 WBE 0%
 MBE 0%

FUNDING



FINANCIAL SUMMARY

	Project Budget	Committed	% Committed	Paid To Date
	A	B	C=B/A	D
Construction	\$1,800,000	\$1,793,687	99.65%	\$1,710,387
TOTAL	\$1,800,000	\$1,793,687	99.65%	\$1,710,387

NOTES


Outstanding work includes updating ADA ramps. Due to additional traffic loop repair costs and higher unit construction costs in our annual construction contracts, the project's budget has increased from \$1.8m to \$2.2m (BT2019-0760).

Monthly Infrastructure Sales Tax Project Report

Large Cap Projects

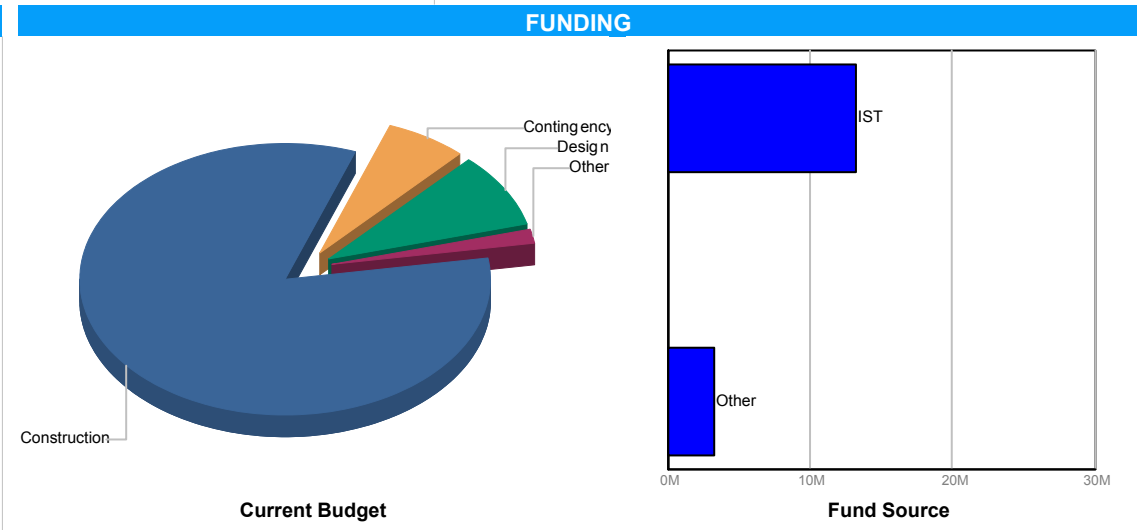
Data Date: 07/18/2019

Report Date: 08/08/2019

DESCRIPTION/TEAM	SCOPE	PHOTO
<p>Project Title: Courthouse Electronics System R&R/Command Center</p> <p>Project Number: 16208</p> <p>BCC District: 07</p> <p>Delivery Method: Construction Management</p> <p>Category: J02-Judicial</p> <p>Status: Construction</p> <p>Designer: TLC Engineering</p> <p>Contractor: Hedrick Brothers Construction Co., Inc.</p> <p>Project Manager: Rich Avery</p>	<p>Security Systems replacement at the Main County Courthouse including the Security Management System, Access Control System, CCTV system, Duress System, Intercom, Elevator Override, and Fire Alarm. The Project will also include addressing the emergency egress procedures for the facility, as well as build-out for the expansion of the 4th floor Command Center.</p> <p>Total IST, and Ad Valorem funding for this project is \$16,452,328; Total IST funds are \$12,999,700, which are comprised of FY17 IST funds of \$1,300,000 and FY18 IST funds of \$8,699,700 and FY 19 IST funds of \$3,000,000. Ad Valorem funds are \$3,449,845</p>	

SCHEDULE SUMMARY		
	Original	Actual
Project Start	2/19/2016	2/19/2016
Design Start	2/15/2017	2/15/2017
Construction - Start	11/26/2018	1/7/2019
Substantial Completion	2/1/2021	
Project Completion	4/1/2021	

PARTICIPATION	
Consultant	
SBE	13.4%
Local	100%
WBE	N/A
MBE	N/A
Contractor	
SBE	25%
Local	100%
WBE	N/A
MBE	N/A



FINANCIAL SUMMARY				
	Project Budget	Committed	% Committed	Paid To Date
	A	B	C=B/A	D
Design	\$1,431,186	\$1,364,934	95.37%	\$829,181
Construction	\$13,663,816	\$13,696,319	100.24%	\$1,583,805
Furniture, Fixtures & Equipment	\$0	\$142,784	0.00%	\$0
Other	\$285,137	\$83,044	29.12%	\$83,044
Contingency	\$1,072,189	\$0	0.00%	\$0
TOTAL	\$16,452,328	\$15,287,080	92.92%	\$2,496,030

NOTES

Construction activities for phase I of the command center expansion have been substantially completed, and a TCO has been issued by the City of West Palm Beach, punch list inspections are underway. The Command Center Move is set to take place on 7/30. Renovations for Phase II will commence once the existing space has been completely moved out of. Construction activities for the Electronics' R&R portion of the project have commenced with the installation of Fire Alarm Conduits on the 8th floor.

Monthly Infrastructure Sales Tax Project Report

Large Cap Projects

Data Date: 07/18/2019

Report Date: 08/08/2019

DESCRIPTION/TEAM

SCOPE

PHOTO

Project Title: Lake Lytal Aquatic Center Replace Public Aquatic Facility
Project Number: 17218
BCC District: 02
Delivery Method: Construction Management at Risk
Category: A02-Aquatic Facility Repair and Replacement
Status: Design
Designer: Harvard Jolly, Inc.
Contractor: TBD
Project Manager: Rosalyn Acosta

The project entails constructing a new multi-phase Aquatic Complex mainly on undeveloped land along Kirk Rd. within Lake Lytal Park. The existing Pool Facility is to be demolished once the new aquatic center is opened to the public. The major components of the new Aquatic Complex will be a 70 Meter competition pool with dive well, a family water play area, 6-lane warm-up pool, flow riders, slides and building amenities such as restrooms, lockers, concession stand.



SCHEDULE SUMMARY

	Original	Actual
Project Start	4/19/2018	4/19/2018
Design Start (Master Plan)	7/10/2018	7/10/2018
Design Start (Aquatic Center)	11/20/2018	
Construction Start	7/1/2019	
Substantial Completion	7/1/2020	
Project Completion	9/1/2020	

PARTICIPATION

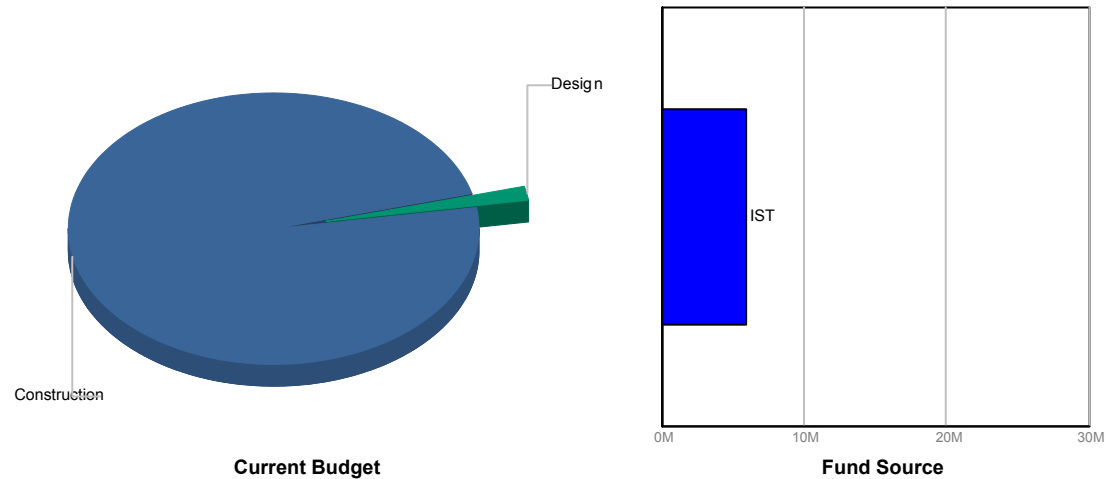
Consultant

SBE 30%
 Local 100%
 WBE N/A
 MBE N/A

Contractor

SBE TBD
 Local TBD
 WBE TBD
 MBE TBD

FUNDING



FINANCIAL SUMMARY

	Project Budget	Committed	% Committed	Paid To Date
	A	B	C=B/A	D
Design	\$100,000	\$49,414	49.41%	\$49,163
Construction	\$5,900,000	\$400	0.01%	\$400
Furniture, Fixtures & Equipment	\$0	\$0	0.00%	\$0
Other	\$0	\$37,087	0.00%	\$37,087
Contingency	\$0	\$0	0.00%	\$0
TOTAL	\$6,000,000	\$86,902	1.45%	\$86,650

NOTES

Parks advised CID during Bi-monthly meeting that business terms between Parks and YMCA has been finalized. Board item is being drafted for PREM's review and approval.

Monthly Infrastructure Sales Tax Project Report

Large Cap Projects

Data Date: 07/18/2019

Report Date: 08/08/2019

DESCRIPTION/TEAM

SCOPE

PHOTO

Project Title: Community Park - Paulette Burdick Park
Project Number: 18230
BCC District: CW
Delivery Method: TBD
Category: N02-New Park Development
Status: Design
Designer: Urban Design Kilday Studio
Contractor: TBD
Project Manager: Rosalyn Acosta

Construction of a neighborhood park that will service Cam Estates neighborhood, Meadowbrook and Plantation CCRT areas. The Park will mainly feature a walking pathway, children's playground and basketball courts.

IST Funding included in Current FY Budget: \$1,000,000
 IST Funding included in FY2023 Budget: \$4,900,000



SCHEDULE SUMMARY

	Original	Actual
Pre-Scope meeting with User	8/7/2018	8/7/2018
Final Concept Drawings (Parks)	8/15/2018	8/15/2018
Pre-Scope with Consultant	8/29/2018	8/29/2018
Project Start (Due Diligence)	11/1/2018	11/28/2018
Design Start	1/7/2019	
Construction Start	4/1/2019	
Substantial Completion	9/1/2019	
Project Completion	10/1/2019	

PARTICIPATION

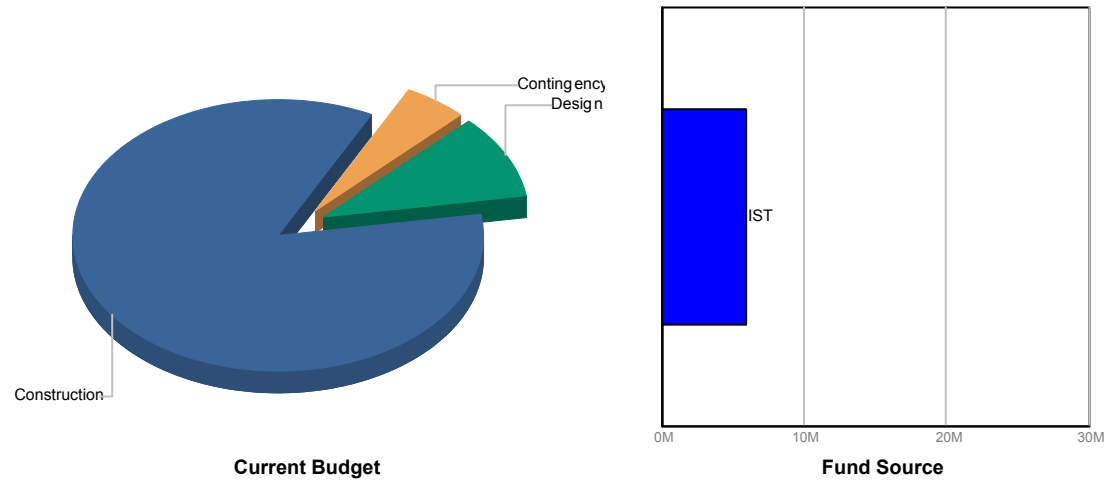
Consultant

SBE 100%
 Local 100%
 WBE N/A
 MBE N/A

Contractor

SBE TBD
 Local TBD
 WBE TBD
 MBE TBD

FUNDING



FINANCIAL SUMMARY

	Project Budget	Committed	% Committed	Paid To Date
	A	B	C=B/A	D
Design	\$590,000	\$25,234	4.28%	\$12,586
Construction	\$5,015,000	\$24,690	0.49%	\$22,290
Furniture, Fixtures & Equipment	\$0	\$0	0.00%	\$0
Other	\$0	\$7,772	0.00%	\$7,772
Contingency	\$295,000	\$0	0.00%	\$0
TOTAL	\$5,900,000	\$57,696	0.98%	\$42,648

NOTES


After findings on Phase I Environmental Assessment, per the DEP, FDO to perform Phase II Site Assessment. NTP has been issued to Terracon to proceed with the Phase II.

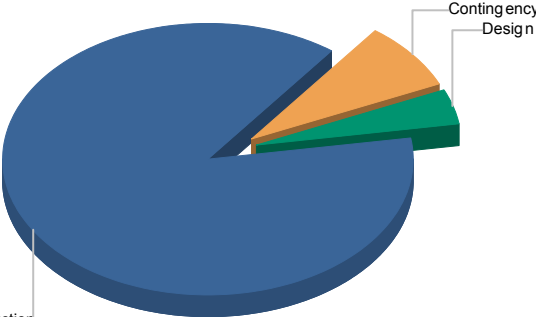
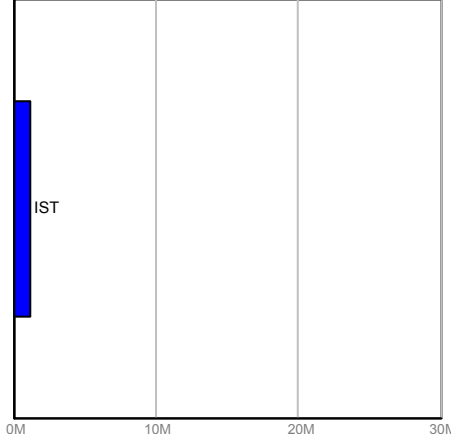
Monthly Infrastructure Sales Tax Project Report

Large Cap Projects

Data Date: 07/18/2019

Report Date: 08/08/2019

DESCRIPTION/TEAM	SCOPE	PHOTO
<p>Project Title: Lake Worth West Substation</p> <p>Project Number: B607 BCC District: Multiple Delivery Method: Construction Manager at Risk Category: S06-Sheriff - FDO Status: Design Designer: TBD Contractor: TBD Project Manager: Sunil Jagoo</p>	<p>Provide dedicated office(s) within the HRC2 building (project-19220) for PBSO field personnel's use. Additional interior improvements include a multipurpose room for PBSO training purposes and HRC/community programming, as well as restrooms, circulation area, and other incidental improvements.</p>	

SCHEDULE SUMMARY	PARTICIPATION	FUNDING				
<table border="1"> <thead> <tr> <th>Original</th> <th>Actual</th> </tr> </thead> <tbody> <tr> <td colspan="2">Please Refer to Central County Resource</td> </tr> </tbody> </table>	Original	Actual	Please Refer to Central County Resource		<p>Consultant</p> <p>SBE TBD Local TBD WBE TBD MBE TBD</p> <p>Contractor</p> <p>SBE TBD Local TBD WBE TBD MBE TBD</p>	<div style="display: flex; justify-content: space-around;"> <div style="text-align: center;">  <p>Current Budget</p> </div> <div style="text-align: center;">  <p>Fund Source</p> </div> </div>
Original	Actual					
Please Refer to Central County Resource						

FINANCIAL SUMMARY				
	Project Budget	Committed	% Committed	Paid To Date
	A	B	C=B/A	D
Design	\$50,000	\$0	0.00%	\$0
Construction	\$1,063,460	\$3,191	0.30%	\$3,191
Contingency	\$100,000	\$0	0.00%	\$0
TOTAL	\$1,213,460	\$3,191	0.26%	\$3,191

NOTES


Please refer to the Central County Resource Center report for current status and material project updates.

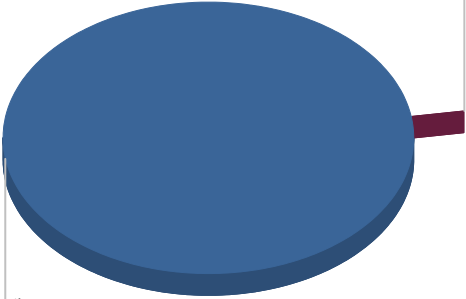
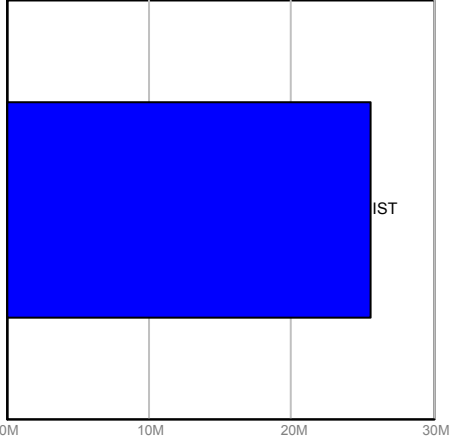
Monthly Infrastructure Sales Tax Project Report

Large Cap Projects

Data Date: 07/18/2019

Report Date: 08/08/2019

DESCRIPTION/TEAM	SCOPE	PHOTO
<p>Project Title: Housing Units for Homeless, Extremely Low Income, & Low Income</p> <p>Project Number: Q001</p> <p>BCC District: CW</p> <p>Delivery Method: TBD</p> <p>Category: H02-Housing</p> <p>Status: Design</p> <p>Designer: TBD</p> <p>Contractor: TBD</p> <p>Project Manager: TBD</p>	<p>This project involves the acquisition and renovation of older, possibly run down motel properties into efficiency units for use as temporary or longer term affordable housing for homeless and special populations.</p> <p>This Project is funded in: FY 2017 - FY 2026 for \$2,550,000 each year for a total project estimate at \$25,500,000.</p>	

SCHEDULE SUMMARY	PARTICIPATION	FUNDING																											
<table border="1"> <thead> <tr> <th></th> <th>Original</th> <th>Actual</th> </tr> </thead> <tbody> <tr><td>Construction Start</td><td></td><td></td></tr> <tr><td>Substantial Completion</td><td></td><td></td></tr> <tr><td>Project Completion</td><td></td><td></td></tr> <tr><td>Design Start</td><td></td><td></td></tr> <tr><td>RFP Award</td><td></td><td></td></tr> <tr><td>Project Start</td><td>9/1/2017</td><td>9/1/2017</td></tr> <tr><td>RFP Development Start</td><td>12/1/2017</td><td>12/1/2017</td></tr> <tr><td>RFP Release</td><td>11/26/2018</td><td></td></tr> </tbody> </table>		Original	Actual	Construction Start			Substantial Completion			Project Completion			Design Start			RFP Award			Project Start	9/1/2017	9/1/2017	RFP Development Start	12/1/2017	12/1/2017	RFP Release	11/26/2018		<p>Consultant</p> <p>SBE TBD</p> <p>Local TBD</p> <p>WBE N/A</p> <p>MBE N/A</p> <p>Contractor</p> <p>SBE TBD</p> <p>Local TBD</p> <p>WBE TBD</p> <p>MBE TBD</p>	<div style="text-align: center;">  <p>Construction</p> <p>Other</p> <p>Current Budget</p> </div> <div style="text-align: center;">  <p>0M 10M 20M 30M</p> <p>IST</p> <p>Fund Source</p> </div>
	Original	Actual																											
Construction Start																													
Substantial Completion																													
Project Completion																													
Design Start																													
RFP Award																													
Project Start	9/1/2017	9/1/2017																											
RFP Development Start	12/1/2017	12/1/2017																											
RFP Release	11/26/2018																												

FINANCIAL SUMMARY				
	Project Budget	Committed	% Committed	Paid To Date
	A	B	C=B/A	D
Design	\$0	\$5,289	0.00%	\$5,289
Construction	\$25,470,000	\$10,576	0.04%	\$0
Furniture, Fixtures & Equipment	\$0	\$0	0.00%	\$0
Other	\$30,000	\$33,058	110.19%	\$33,058
Contingency	\$0	\$0	0.00%	\$0
TOTAL	\$25,500,000	\$48,923	0.19%	\$38,347

NOTES


This Large Cap Project will fund multiple projects over the 10 year period. Direction from the Board of Commissioners was given on 9/26/2017 to proceed with an affordable housing pilot project. Staff representation of FD&O, Housing and Economic Sustainability, Community Services, and Administration presented a proposed Project Plan for the remainder of the funding at a BCC Workshop on February 26, 2019 and received direction to proceed accordingly. Scheduling and other planning tasks toward implementation are now in progress, including development of an RFP for the Cottage Homes project (first priority) based upon an initial meeting with local housing authorities. A follow-up meeting is scheduled for September 2019.

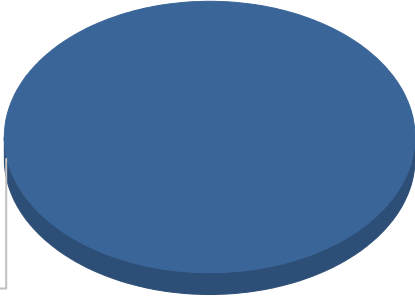
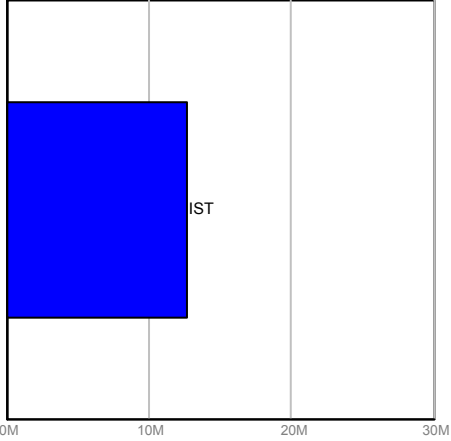
Monthly Infrastructure Sales Tax Project Report

Large Cap Projects

Data Date: 07/18/2019

Report Date: 08/08/2019

DESCRIPTION/TEAM	SCOPE	PHOTO
<p>Project Title: Vehicle Replacement</p> <p>Project Number: Q007 BCC District: Multiple Delivery Method: Direct Purchase Category: S04-Sheriff Status: Construction Designer: N/A Contractor: N/A Project Manager: Audrey Wolf</p>	<p>This project funds the replacement of PBSO public safety vehicles and related equipment (other than radios), tools and/or services.</p> <p>FY 18 Funds: \$3,650,513 FY 19 Funds: \$3,650,513 FY 20 Funds: \$3,650,514 FY 24 Funds: \$1,669,963</p>	

SCHEDULE SUMMARY	PARTICIPATION	FUNDING									
<table border="1"> <thead> <tr> <th></th> <th>Original</th> <th>Actual</th> </tr> </thead> <tbody> <tr> <td>1 Project Start</td> <td>10/1/2018</td> <td>5/1/2018</td> </tr> <tr> <td>2 Project Completion</td> <td>9/30/2024</td> <td></td> </tr> </tbody> </table>		Original	Actual	1 Project Start	10/1/2018	5/1/2018	2 Project Completion	9/30/2024		<p>Consultant</p> <p>SBE N/A Local N/A WBE N/A MBE N/A</p> <p>Contractor</p> <p>SBE N/A Local N/A WBE N/A MBE N/A</p>	<div style="display: flex; justify-content: space-around;"> <div style="text-align: center;">  <p>Current Budget</p> </div> <div style="text-align: center;">  <p>Fund Source</p> </div> </div>
	Original	Actual									
1 Project Start	10/1/2018	5/1/2018									
2 Project Completion	9/30/2024										

FINANCIAL SUMMARY				
	Project Budget	Committed	% Committed	Paid To Date
	A	B	C=B/A	D
Furniture, Fixtures & Equipment	\$12,621,503	\$6,160,566	48.81%	\$6,160,566
Other	\$0	\$0	0.00%	\$0
TOTAL	\$12,621,503	\$6,160,566	48.81%	\$6,160,566

NOTES

Prioritization, identification and cost of specific assets are determined by the Sheriff's Office with administration support being performed by FD&O through a Project Funding Agreement with the County.

Monthly Infrastructure Sales Tax Project Report

Large Cap Projects

Data Date: 07/18/2019

Report Date: 08/08/2019

DESCRIPTION/TEAM

SCOPE

PHOTO

Project Title: Animal Care & Control

Project Number: Q008
 BCC District: CW
 Delivery Method: Construction Manager at Risk
 Category: G02-General Government Facilities
 Status: Design
 Designer: PGAL
 Contractor: TBD
 Project Manager: Rich Avery

The Animal Care & Control Renovation & Expansion project for the Belvedere Rd. campus includes: renovations to existing buildings for improved functionality; possible replacement of non-air conditioned kennel buildings with air-conditioned kennel buildings pending evaluation, pricing and approval; and the creation of new spaces necessary to facilitate current and future projected operational needs. The cost of the project includes cost-estimating services necessary in order to validate the project scope, which was derived jointly by FDO & the ACC Division via a needs assessment and programming document, as well as interim arrangements to sustain continuous operations during construction.



SCHEDULE SUMMARY

	Original	Actual
PROGRAMMING	10/1/2018	10/1/2018
Commence Design Comparative Study	7/24/2019	7/24/2019
DESIGN START	2/3/2020	
CONSTRUCTION START	12/1/2020	
SUBSTANTIAL COMPLETION	7/3/2023	

PARTICIPATION

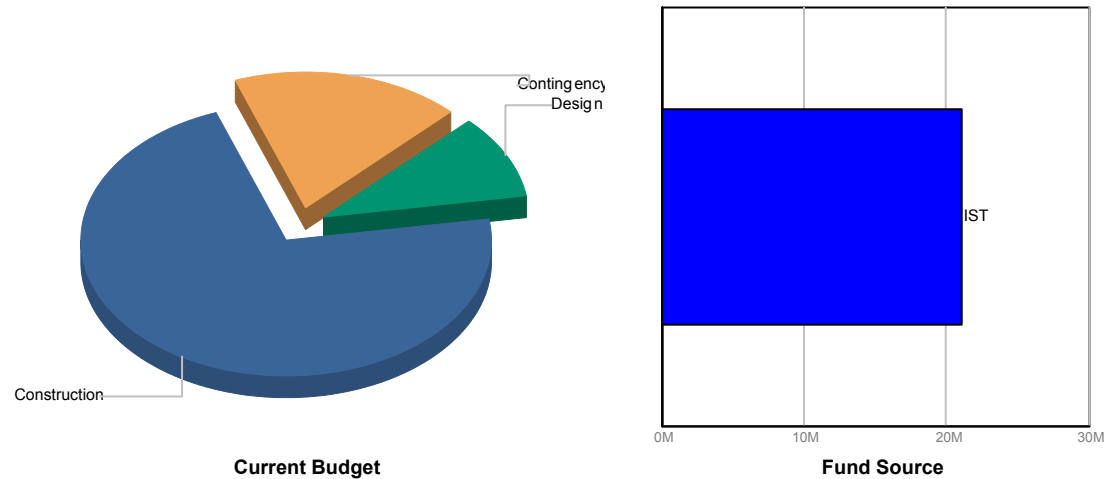
Consultant

SBE 20%
 Local 100%
 WBE N/A
 MBE N/A

Contractor

SBE TBD
 Local TBD
 WBE TBD
 MBE TBD

FUNDING



FINANCIAL SUMMARY

	Project Budget	Committed	% Committed	Paid To Date
	A	B	C=B/A	D
Design	\$2,100,000	\$0	0.00%	\$0
Construction	\$15,120,000	\$19,243	0.13%	\$17,509
Contingency	\$3,780,000	\$0	0.00%	\$0
TOTAL	\$21,000,000	\$19,243	0.09%	\$17,509

NOTES

The Design Consultant PGAL was selected on May 29, 2019. Contract negotiations and first task with PGAL have been completed and executed. CM Final Selection is Wharton-Smith Construction and is currently in the protest period prior to negotiating a contract and first task. ACC staff held a public outreach meeting on 7/24. PGAL has commenced with the comparative study i.e. comparison of various construction options, and are scheduling charrettes to be held the week of 9/23. The intent is to present recommendations resulting from the comparative study to the BCC on 12/17/2019 for direction.

Monthly Infrastructure Sales Tax Project Report

Large Cap Projects

Data Date: 07/18/2019

Report Date: 08/08/2019

DESCRIPTION/TEAM

SCOPE

PHOTO

Project Title: Central County Housing Resource Center
Project Number: Q009
BCC District: CW
Delivery Method: Construction Manager at Risk
Category: H02-Housing
Status: Design
Designer: TBD
Contractor: TBD
Project Manager: Sunil Jagoo

The Homeless Resource Center 2 (HRC 2) is to provide an effective Crisis Response System that provides immediate and easy access to safe and decent temporary shelter to County residents that need it and aims to re-house people as quickly as possible while receiving wrap-around social services. The facility will compliment the County's existing Senator Philip D. Lewis Center in West Palm Beach and will consist of approximately 19,000 square feet to support 74 client beds, dining and service delivery/office areas, restrooms, laundry facilities, an intake lobby, and other incidental interior and exterior improvements. Co-located within the facility will be the improvements identified in the report for the project entitled Lake Worth West Substation.



SCHEDULE SUMMARY

	Original	Actual
Program Development	11/1/2017	11/1/2017
Public Outreach	2/1/2019	2/1/2019
Design Team Solicitation	5/1/2019	
CM Solicitation	9/1/2019	
Schematic Design	11/11/2019	
Design Development	5/1/2020	
Construction Documents	10/1/2020	
Permitting	1/1/2021	
Construction	6/1/2021	
CO/Substantial Completion	9/1/2022	

PARTICIPATION

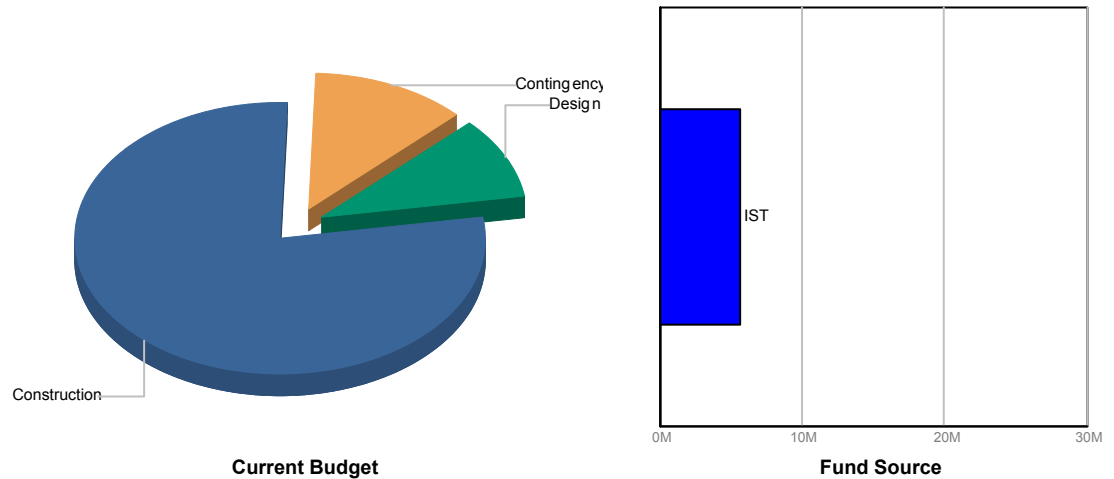
Consultant

SBE TBD
 Local TBD
 WBE TBD
 MBE TBD

Contractor

SBE TBD
 Local TBD
 WBE TBD
 MBE TBD

FUNDING



FINANCIAL SUMMARY

	Project Budget	Committed	% Committed	Paid To Date
	A	B	C=B/A	D
Design	\$550,000	\$0	0.00%	\$0
Construction	\$4,450,000	\$14,987	0.34%	\$14,987
Contingency	\$700,000	\$0	0.00%	\$0
TOTAL	\$5,700,000	\$14,987	0.26%	\$14,987

NOTES


Siting the facility upon County-owned property at 3680 Lake Worth Road was approved by the BCC on June 18, 2019. Project planning efforts are ongoing. In addition to preparations for contracting, FD&O Staff is currently in the process of acquiring FDOT approval for Lake Worth Rd. entry per direction of the BCC. Funding includes \$5.7M from IST in FY19 and CDBG funds in the total amount of \$1,424,843.

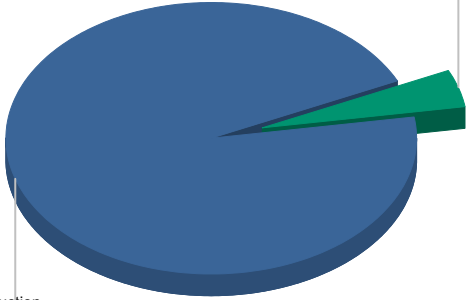
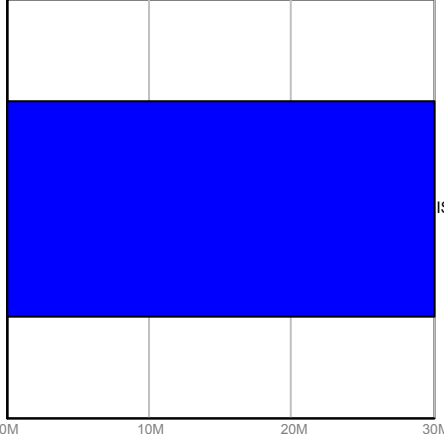
Monthly Infrastructure Sales Tax Project Report

Large Cap Projects

Data Date: 07/18/2019

Report Date: 08/08/2019

DESCRIPTION/TEAM	SCOPE	PHOTO
<p>Project Title: Detention Center Facilities R/R (Phases 3-5)</p> <p>Project Number: Q019</p> <p>BCC District: Multiple</p> <p>Delivery Method: Construction Management</p> <p>Category: S06-Sheriff - FDO</p> <p>Status: Construction</p> <p>Designer: Leo A. Daly</p> <p>Contractor: Hedrick Brothers Construction</p> <p>Project Manager: Mike McPherson</p>	<p>Phases 3-5 consist of the East Tower and West Tower which are located at the Main Detention Center. The West Detention Center is located in Belle Glade. The design for both towers and the West Detention Center will require repairing and replacing MEP, Fire Sprinkler System, Low Voltage Systems and interior finishes.</p> <p>Detention Center Facilities R/R (Phases 3-5)</p> <p>FY 2018 IST \$8,500,000</p> <p>FY 2019 IST \$14,700,000</p> <p>FY 2020 IST \$9,800,000</p>	

SCHEDULE SUMMARY	PARTICIPATION	FUNDING												
<table border="1"> <thead> <tr> <th></th> <th>Original</th> <th>Actual</th> </tr> </thead> <tbody> <tr> <td>East Tower Design Start</td> <td>11/12/2018</td> <td>7/11/2019</td> </tr> <tr> <td>East Tower Construction Start</td> <td>10/14/2019</td> <td></td> </tr> <tr> <td>East Tower Substantial Completion</td> <td>11/10/2020</td> <td></td> </tr> </tbody> </table>		Original	Actual	East Tower Design Start	11/12/2018	7/11/2019	East Tower Construction Start	10/14/2019		East Tower Substantial Completion	11/10/2020		<p>Consultant</p> <p>SBE 19.88%</p> <p>Local 67%</p> <p>WBE N/A</p> <p>MBE N/A</p> <p>Contractor</p> <p>SBE 63%</p> <p>Local 84%</p> <p>WBE N/A</p> <p>MBE N/A</p>	<div style="display: flex; justify-content: space-around;"> <div style="text-align: center;">  <p>Current Budget</p> </div> <div style="text-align: center;">  <p>Fund Source</p> </div> </div>
	Original	Actual												
East Tower Design Start	11/12/2018	7/11/2019												
East Tower Construction Start	10/14/2019													
East Tower Substantial Completion	11/10/2020													

FINANCIAL SUMMARY				
	Project Budget	Committed	% Committed	Paid To Date
	A	B	C=B/A	D
Design	\$1,500,000	\$206,884	13.79%	\$135,370
Construction	\$31,500,000	\$6,460,026	20.51%	\$6,334,376
Other	\$0	\$843,700	0.00%	\$705,224
Contingency	\$0	\$0	0.00%	\$0
TOTAL	\$33,000,000	\$7,510,609	22.76%	\$7,174,969

NOTES

The design for the East Tower has begun. The design for the West Tower will begin once we start construction on the East Tower. However, the air conditioning study for the West Tower is still on going and the assessment will not be received until approximately mid-August. Painting for the exterior of the West Tower has been completed and accepted.

WDC - The construction manager believes they have reached substantial completion and have requested an inspection by the Architect and County. This work not only includes A & B Pods but also the new generators (750kw & 1000kw) as well as providing emergency power to the laundry and kitchen equipment. This inspection is scheduled to start on July 26, 2019.

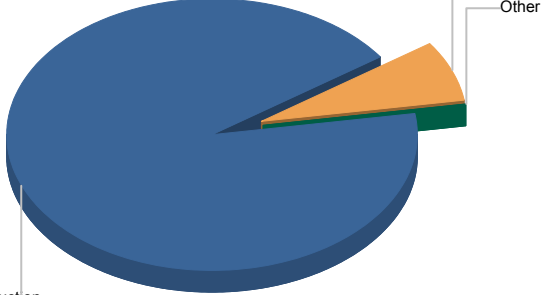
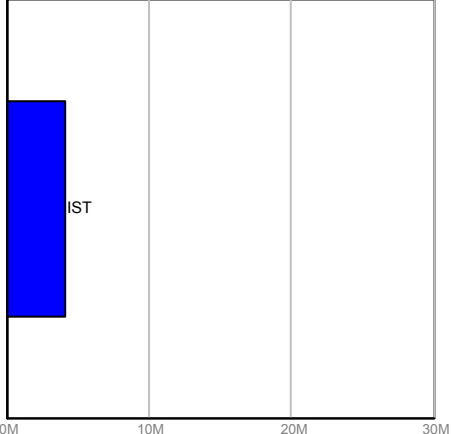
Monthly Infrastructure Sales Tax Project Report

Large Cap Projects

Data Date: 07/18/2019

Report Date: 08/08/2019

DESCRIPTION/TEAM	SCOPE	PHOTO
<p>Project Title: FY2017 Sports Field Lighting Replacement</p> <p>Project Number: T006</p> <p>BCC District: Multiple</p> <p>Delivery Method: TBD</p> <p>Category: S12-Sports Lighting Replacement</p> <p>Status: Construction</p> <p>Designer: JLRD Engineers</p> <p>Contractor: Musco</p> <p>Project Manager: Stuart Patterson</p>	<p>Replacement of Sports Field Lighting at Bert Winters Park, Caloosa Park, Glades Pioneer Park, Juno South Park, Jupiter Farms Park, Okeehetee Park, Pinewoods Park, (Burt Aaronson) South County Regional Park and Westgate Park.</p> <p>IST FY 2017 funds: \$4,100,000.</p>	

SCHEDULE SUMMARY	PARTICIPATION	FUNDING															
<table border="1"> <thead> <tr> <th></th> <th>Original</th> <th>Actual</th> </tr> </thead> <tbody> <tr> <td>Final Completion</td> <td></td> <td></td> </tr> <tr> <td>Project Start</td> <td>6/29/2017</td> <td>6/29/2017</td> </tr> <tr> <td>Procurement (Light Fixture Vendor)</td> <td>10/16/2018</td> <td>10/16/2018</td> </tr> <tr> <td>Procurement (Installation Contractor)</td> <td>10/17/2018</td> <td></td> </tr> </tbody> </table>		Original	Actual	Final Completion			Project Start	6/29/2017	6/29/2017	Procurement (Light Fixture Vendor)	10/16/2018	10/16/2018	Procurement (Installation Contractor)	10/17/2018		<p>Consultant</p> <p>SBE 100%</p> <p>Local 100%</p> <p>WBE N/A</p> <p>MBE N/A</p> <p>Contractor</p> <p>SBE TBD</p> <p>Local TBD</p> <p>WBE TBD</p> <p>MBE TBD</p>	<div style="display: flex; justify-content: space-around;"> <div style="text-align: center;">  <p>Current Budget</p> </div> <div style="text-align: center;">  <p>Fund Source</p> </div> </div>
	Original	Actual															
Final Completion																	
Project Start	6/29/2017	6/29/2017															
Procurement (Light Fixture Vendor)	10/16/2018	10/16/2018															
Procurement (Installation Contractor)	10/17/2018																

FINANCIAL SUMMARY				
	Project Budget	Committed	% Committed	Paid To Date
	A	B	C=B/A	D
Design	\$299,161	\$1,288	0.43%	\$1,288
Construction	\$3,800,000	\$0	0.00%	\$0
Other	\$839	\$1,679	200.00%	\$839
TOTAL	\$4,100,000	\$2,967	0.07%	\$2,127

NOTES


Project has been divided into (2) initial packages:
 RFP #1, Supply Lighting Fixtures: awarded to MUSCO Lighting. RFP #2, Installation of Lighting Fixtures, Installation Ctr: I/RFQ finalized by FDO/CID and issued to potential Bidders. Ctr Qualifications packages (which is Step #1 of RFP #2) were received from (3) Bidders on 5/9/2019. PBC CID evaluated, received additional information and approved all (3) submittals. Approval of Ctrs is scheduled to go before the Board on 9/10/2019. Priority list of Parks/Projects has been received from Parks. CID PM developing bid packages in preparation for immediate release upon Board approval of Bidders/Ctrs. It is expected that, at the direction of FDO Director's Team and Parks, Project will be comprised of (12) bid packages.

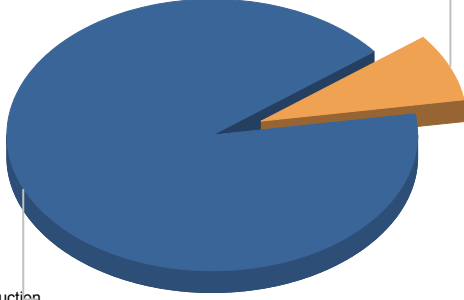
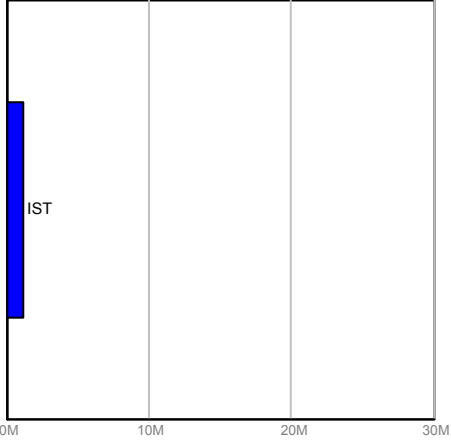
Monthly Infrastructure Sales Tax Project Report

Large Cap Projects

Data Date: 07/18/2019

Report Date: 08/08/2019

DESCRIPTION/TEAM	SCOPE	PHOTO
<p>Project Title: FY2018 Sports Field Lighting Replacement</p> <p>Project Number: T007</p> <p>BCC District: Multiple</p> <p>Delivery Method: TBD</p> <p>Category: S12-Sports Lighting Replacement</p> <p>Status: Construction</p> <p>Designer: JLRD Engineers</p> <p>Contractor: Musco</p> <p>Project Manager: Stuart Patterson</p>	<p>Replacement of Sports Field Lighting at Dyer Park, Lake Charleston Park and (Burt Aaronson) South County Regional Park.</p> <p>IST FY 2018 funds: \$1,200,000.</p>	

SCHEDULE SUMMARY	PARTICIPATION	FUNDING															
<table border="1"> <thead> <tr> <th></th> <th>Original</th> <th>Actual</th> </tr> </thead> <tbody> <tr> <td>Final Completion</td> <td></td> <td></td> </tr> <tr> <td>Project Start</td> <td>6/29/2017</td> <td>6/29/2017</td> </tr> <tr> <td>Procurement (Light Fixture Vendor)</td> <td>10/16/2018</td> <td>10/16/2018</td> </tr> <tr> <td>Procurement (Installation Contractor)</td> <td>10/17/2018</td> <td></td> </tr> </tbody> </table>		Original	Actual	Final Completion			Project Start	6/29/2017	6/29/2017	Procurement (Light Fixture Vendor)	10/16/2018	10/16/2018	Procurement (Installation Contractor)	10/17/2018		<p>Consultant</p> <p>SBE 100%</p> <p>Local 100%</p> <p>WBE N/A</p> <p>MBE N/A</p> <p>Contractor</p> <p>SBE TBD</p> <p>Local TBD</p> <p>WBE TBD</p> <p>MBE TBD</p>	<div style="display: flex; justify-content: space-around;"> <div style="text-align: center;">  <p>Design</p> <p>Construction</p> </div> <div style="text-align: center;">  <p>IST</p> </div> </div> <p style="text-align: center;">Current Budget</p> <p style="text-align: center;">Fund Source</p>
	Original	Actual															
Final Completion																	
Project Start	6/29/2017	6/29/2017															
Procurement (Light Fixture Vendor)	10/16/2018	10/16/2018															
Procurement (Installation Contractor)	10/17/2018																

FINANCIAL SUMMARY				
	Project Budget	Committed	% Committed	Paid To Date
	A	B	C=B/A	D
Design	\$96,000	\$0	0.00%	\$0
Construction	\$1,104,000	\$0	0.00%	\$0
TOTAL	\$1,200,000	\$0	0.00%	\$0

NOTES

Project has been divided into (2) initial packages:
 RFP #1, Supply Lighting Fixtures: awarded to MUSCO Lighting. RFP #2, Installation of Lighting Fixtures, Installation Ctr: I/RFQ finalized by FDO/CID and issued to potential Bidders. Ctr Qualifications packages (which is Step #1 of RFP #2) were received from (3) Bidders on 5/9/2019. PBC CID evaluated, received additional information and approved all (3) submittals. Approval of Ctrs is scheduled to go before the Board on 9/10/2019. Priority list of Parks/Projects has been received from Parks. CID PM developing bid packages in preparation for immediate release upon Board approval of Bidders/Ctrs. It is expected that, at the direction of FDO Director's Team and Parks, Project will be comprised of (12) bid packages.