



# Monthly Infrastructure Sales Tax Project Report

## Large Cap Projects

Data Date: 8/15/2024

Report Date: 8/31/2024

### DESCRIPTION/TEAM

### SCOPE

### PHOTO

**Project Title:** Headquarters R&R

Project Number: 11206  
 BCC District: 03  
 Delivery Method: Construction Management  
 Category: S06-Sheriff - FDO  
 Status: Close Out  
 Designer: Leo Daly  
 Contractor: Kast Construction  
 Project Manager: Terri Wolfe

The project consists of the exterior hardening of the entire building consisting of new exterior walls, impact resistant doors and windows, roof replacement and structural tie-ins as well as the R&R of all major building systems and interior renovation of approx. 75% of the building. As part of the project, the Board has also approved the temp. relocation of employees occupying approx. 70% of the space to ensure continuity of operations during the construction, reduce the overall duration of the project and therefore total project cost. This project is funded in:  
 FY 2017 IST \$1,600,000, FY 2019 IST \$11,047,000  
 FY 2020 IST \$10,835,000, FY 2021 IST \$17,620,000  
 FY 2022 IST \$6,577,994  
 Ad Valorem Fund Allocated to date \$8,953,189



### SCHEDULE SUMMARY

	Original	Actual
Project Start	3/14/2016	3/14/2016
Design Start	5/9/2017	5/9/2017
Construction Start	1/31/2019	3/22/2021
Substantial Completion	8/23/2022	12/8/2023
Project Completion	3/24/2023	

### PARTICIPATION

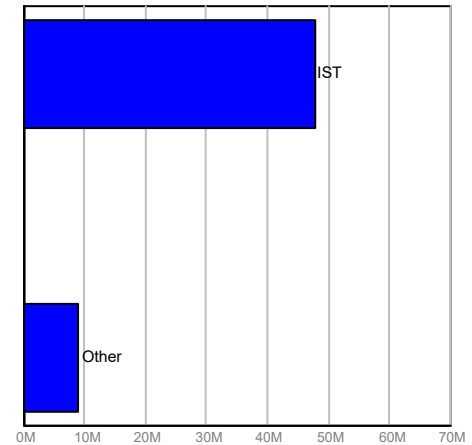
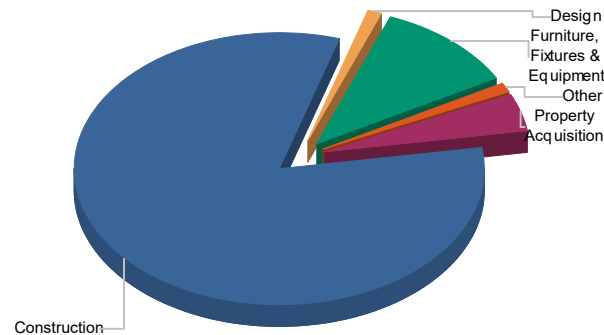
#### Consultant

SBE 24.71%  
 Local 100%  
 WBE N/A  
 MBE N/A

#### Contractor

SBE 12.75%  
 Local 100%  
 WBE N/A  
 MBE N/A

### FUNDING



Current Budget

Fund Source

### FINANCIAL SUMMARY

	Project Budget	Committed	% Committed	Paid To Date
	A	B	C=B/A	D
Property Acquisition	\$2,537,653	\$2,478,256	97.66%	\$2,537,653
Design	\$670,532	\$86,696	12.93%	\$86,696
Construction	\$46,514,675	\$45,676,149	98.20%	\$45,669,225
Furniture, Fixtures & Equipment	\$6,365,963	\$5,379,921	84.51%	\$5,302,257
Other	\$544,359	\$469,672	86.28%	\$417,736
<b>TOTAL</b>	<b>\$56,633,182</b>	<b>\$54,090,694</b>	<b>95.51%</b>	<b>\$54,013,567</b>

### NOTES

The final CUD5/ CO9 was approved on 8/5/24. The final Change Orders / Final Reconciliation were presented to the BBC in the 8/27 workshop session and are complete. Final invoicing will commence.



# Monthly Infrastructure Sales Tax Project Report

## Large Cap Projects

Data Date: 8/15/2024

Report Date: 8/31/2024

### DESCRIPTION/TEAM

### SCOPE

### PHOTO

**Project Title:** Ocean Inlet Park and Marina Renovation

Project Number: 13367  
 BCC District: 04  
 Delivery Method: Hard Bid  
 Category: P08-Public Building Repair Replacement & Expans  
 Status: Construction  
 Designer: Alan Gerwig & Associates, Inc.  
 Contractor: Poseidon  
 Project Manager: Rich Avery

The project consists of the replacement of marina components as well as new components including bulkhead wall, floating docks, floating finger docks, fixed dock, boat lifts, floating wave attenuator, landscaping, and replacement of the current Marina/Restroom and concession buildings. The project will be constructed in two phases. Phase one will consist of marina bulkhead, dock reconstruction and wave attenuator construction. The remaining scope to be completed during phase 2.

Total available funding for this project consists of \$2,500,000 FY18 IST funds, \$2,500,000 FY20 Find Grant funds, \$3,200,000 FY23 IST funds, and \$5,408,000 FY24 IST funds.



### SCHEDULE SUMMARY

	Original	Actual
Phase I Start	2/5/2018	2/4/2018
Design Start	10/22/2018	10/22/2018
Construction Start	12/3/2019	11/1/2021
Substantial Completion	11/1/2022	7/8/2024

### PARTICIPATION

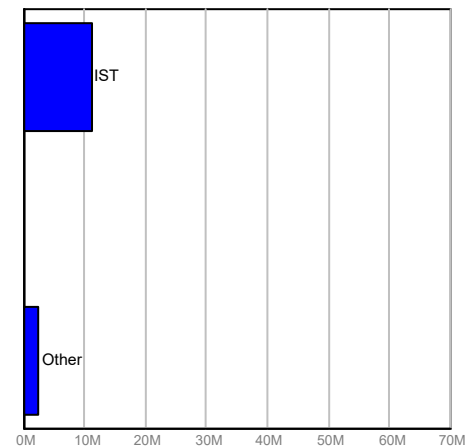
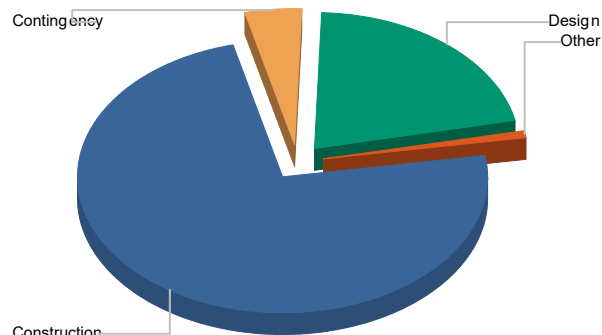
**Consultant**

SBE 82.50%  
 Local 100%  
 WBE N/A  
 MBE N/A

**Contractor**

SBE 92.67  
 Local 92.67  
 WBE N/A  
 MBE N/A

### FUNDING



### FINANCIAL SUMMARY

	Project Budget	Committed	% Committed	Paid To Date
	A	B	C=B/A	D
Design	\$2,877,200	\$332,155	11.54%	\$310,290
Construction	\$10,027,806	\$2,114,480	21.09%	\$1,971,611
Other	\$108,500	\$111,042	102.34%	\$111,029
Contingency	\$600,000	\$0	0.00%	\$0
<b>TOTAL</b>	<b>\$13,613,506</b>	<b>\$2,557,677</b>	<b>18.79%</b>	<b>\$2,392,930</b>

### NOTES

An issue arose with the electrical panel that directly impacted the completion of the boat lifts. The engineer and contractor are working on implementing the solution provided by the panel manufacturer. Once completed, the boat lifts will be able to be placed into operation. Phase II is on hold pending funding.



# Monthly Infrastructure Sales Tax Project Report

## Large Cap Projects

Data Date: 8/15/2024

Report Date: 8/31/2024

### DESCRIPTION/TEAM

### SCOPE

### PHOTO

**Project Title:** Evidence Building

Project Number: 14218  
 BCC District: 03  
 Delivery Method: Construction Management  
 Category: S06-Sheriff - FDO  
 Status: Construction  
 Designer: Leo Daly  
 Contractor: Pirtle Construction  
 Project Manager: Jeffrey Halverson

The project consists of a new 2-story Evidence Storage/Crime Scene/Crime Lab Facility (Approximately 87,000 GSF) and a 12,000 GSF metal building for impound vehicle storage. The main facility will house property seized by the Sheriff's Office, Administrative Offices, Evidence Processing via the crime scene investigation unit and the crime lab. Monitored cameras, motion detectors, and restricted access with electronic logging will be provided. The facility will accommodate secure vehicle garage bays that can store large vehicles (i.e. 56' long trailers) holding evidence for investigation or transport. Site Development (16 Acres) to include user parking (public, booking officers & staff), a fenced/gated impound lot (350 surface spaces) and a limited area of covered parking.



Palm Beach County Sheriff's Office Forensic Facility



### SCHEDULE SUMMARY

	Original	Actual
Project Start	3/30/2016	12/21/2016
Design Start	6/28/2017	6/28/2017
Construction Start	7/5/2018	4/29/2019
Substantial Completion	11/5/2019	10/30/2020
Project Completion	11/26/2019	

### PARTICIPATION

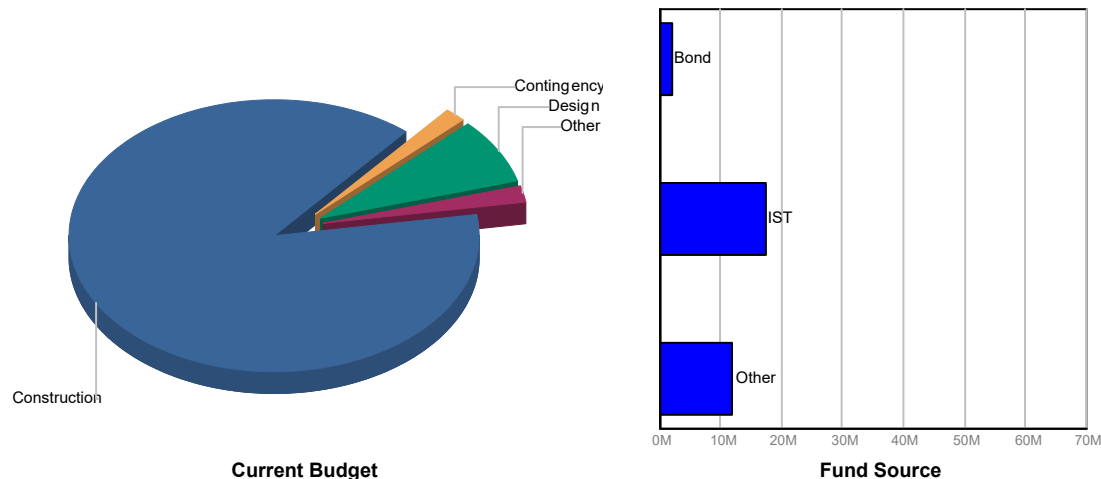
#### Consultant

SBE 33.21%  
 Local 78.96%  
 WBE N/A  
 MBE N/A

#### Contractor

SBE 21.60%  
 Local 55%  
 WBE N/A  
 MBE N/A

### FUNDING



### FINANCIAL SUMMARY

	Project Budget	Committed	% Committed	Paid To Date
	A	B	C=B/A	D
Design	\$2,461,526	\$2,387,411	96.99%	\$2,069,348
Construction	\$27,838,508	\$28,630,459	102.84%	\$20,421,121
Furniture, Fixtures & Equipment	\$0	\$0	0.00%	\$0
Other	\$602,158	\$199,506	33.13%	\$199,506
Contingency	\$492,268	\$3,672	0.75%	\$3,672
<b>TOTAL</b>	<b>\$31,394,461</b>	<b>\$31,221,048</b>	<b>99.45%</b>	<b>\$22,693,647</b>

### NOTES

Dehumidification system is operating and being monitored. Test & Balance #3 field work identified multiple issues that need to be addressed. Pirtle has completed a door pressure test at the front door to try and locate the source of humid air entry, awaiting findings report. CCPs for Helium Gas line replacement and the HVAC additions to the Processing Garage have been submitted for CO #40 approval at a Sept BCC. Ongoing meetings regarding resolution of Cooler and Freezer replacement. PBSO to present their findings the weeks of Sept 12.



# Monthly Infrastructure Sales Tax Project Report

## Large Cap Projects

Data Date: 8/15/2024

Report Date: 8/31/2024

### DESCRIPTION/TEAM

### SCOPE

### PHOTO

**Project Title:** CR 880 Canal Bank Stabilization

Project Number: 1448  
 BCC District: 06  
 Delivery Method: Bid Contract Award  
 Category: C02-CR 880 Canal Bank Stabilization  
 Status: Construction  
 Designer: Wantman Group  
 Contractor: Dickerson Florida, Inc.  
 Project Manager: Holly Knight

This project will repair, restore, and stabilize the embankment along a portion of County Road 880. The South Florida Water Management District's L-13 Canal parallels and is very close to County Road 880. The embankment area for County Road 880 to the canal is minimal. The undermining of the County Road 880 embankment continues due to storm events and increased South Florida Water Management District pumping and has progressively deteriorated. Repair of the embankment is necessary to prevent the eventual collapse of County Road 880 and to ensure the integrity of County Road 880 and provide a safe roadway for the public.  
 IST Funds: FY17 \$1,000,000 FY18 \$2,000,000 FY24 \$2,000,000.



### SCHEDULE SUMMARY

	Original	Actual
Construction Notice to Proceed	6/5/2017	6/5/2017
Phase III Construction Complete	11/2/2017	10/20/2017
Phase IV-Construction Notice to Proceed	6/1/2018	7/9/2018
Phase IV-Construction Complete	12/1/2018	3/27/2019
Phase V-Construction Notice to Proceed	6/1/2019	7/1/2019
Phase V-Construction Complete	12/1/2019	11/20/2019

### PARTICIPATION

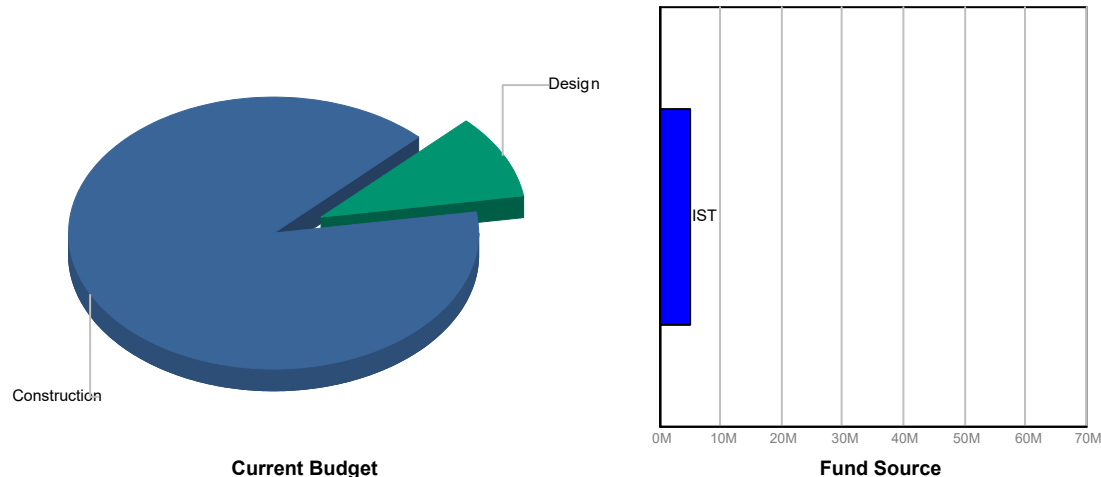
#### Consultant

SBE 15%  
 Local 100%  
 WBE 0%  
 MBE 0%

#### Contractor

SBE 23.4%  
 Local 23.4%  
 WBE 0%  
 MBE 0%

### FUNDING



### FINANCIAL SUMMARY

	Project Budget	Committed	% Committed	Paid To Date
	A	B	C=B/A	D
Design	\$500,000	\$75,698	15.14%	\$75,698
Construction	\$4,500,000	\$2,541,002	56.47%	\$2,315,272
Contingency	\$0	\$0	0.00%	\$0
<b>TOTAL</b>	<b>\$5,000,000</b>	<b>\$2,616,700</b>	<b>52.33%</b>	<b>\$2,390,970</b>

### NOTES

Phases I and II (constructing adjacent locations) were completed in FY 2015 and FY 2016 using non-IST funding. Phase III construction is funded at \$1,000,000 in FY 2017. Construction for Phases IV & V are funded at \$2,000,000 in FY 2018. Construction is complete for Phases III, IV and V. Phase VI construction is delayed pending design review/revision and bid process.



# Monthly Infrastructure Sales Tax Project Report

## Large Cap Projects

Data Date: 8/15/2024

Report Date: 8/31/2024

### DESCRIPTION/TEAM

### SCOPE

### PHOTO

**Project Title:** 6th Ave. So. over Lake Osborne (LWDD E-4 Canal)(S Br/ East bound) (934307)  
**Project Number:** 1464  
**BCC District:** 03  
**Delivery Method:** Design CCNA  
**Category:** B08-Bridge Replacements  
**Status:** Construction  
**Designer:** Stantec  
**Contractor:** Ranger  
**Project Manager:** Will Carey

This project will replace an existing bridge that was built over 50 years ago. The new bridge will improve traffic safety (lane widths, bike lanes and barrier walls), improve roadway drainage, and enhance pedestrian sidewalk safety. The new bridge will also provide greater vertical clearance.



### SCHEDULE SUMMARY

	Original	Actual
Design Contract Notice to Proceed	7/17/2018	7/17/2018
Design Completion	12/1/2020	2/14/2021
Construction Bid Date	3/1/2021	5/4/2021
Construction Start	12/1/2021	2/14/2022
Construction Complete	5/1/2024	

### PARTICIPATION

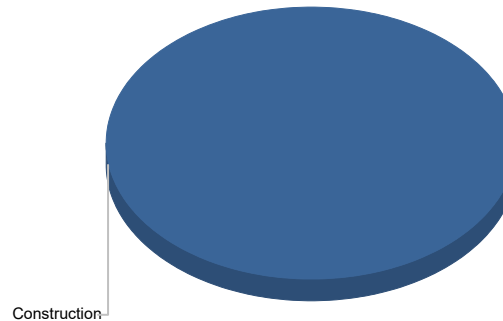
#### Consultant

SBE 25%  
 Local 100%  
 WBE 0%  
 MBE 0%

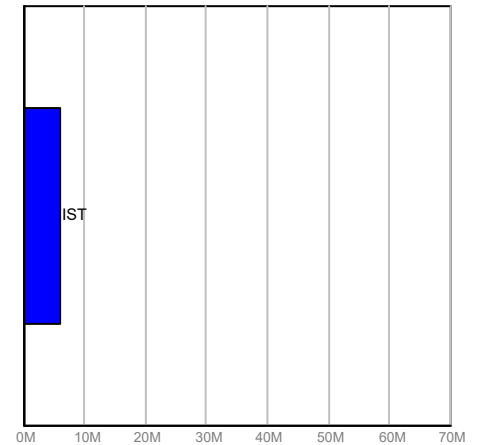
#### Contractor

SBE 11%  
 Local 100%  
 WBE 0%  
 MBE 0%

### FUNDING



Current Budget



Fund Source

### FINANCIAL SUMMARY

	Project Budget	Committed	% Committed	Paid To Date
	A	B	C=B/A	D
Construction	\$6,000,000	\$5,871,286	97.85%	\$5,074,523
<b>TOTAL</b>	<b>\$6,000,000</b>	<b>\$5,871,286</b>	<b>97.85%</b>	<b>\$5,074,523</b>

### NOTES

This project is funded with 5-Year Road Program (RP) funding and IST funding. Design (using RP funds) is complete. The project was bid on 5/4/21 - with apparent low bid of \$ 11.1m The IST partially funds the construction of the project at \$6m in FY 2020. Construction is ongoing (90% complete).



# Monthly Infrastructure Sales Tax Project Report

## Large Cap Projects

Data Date: 8/15/2024

Report Date: 8/31/2024

### DESCRIPTION/TEAM

### SCOPE

### PHOTO

**Project Title:** CR 880 (Old SR 80) Over C-51 Canal (930940)  
**Project Number:** 1480  
**BCC District:** 06  
**Delivery Method:** Design CCNA  
**Category:** B08-Bridge Replacements  
**Status:** Design  
**Designer:** Alan Gerwig & Assoc.  
**Contractor:** TBD (Bid)  
**Project Manager:** Maroun Azzi

This project will replace an existing bridge that was built over 80 years ago. The new bridge will improve traffic safety (lane widths and vehicle barrier walls). The current bridge is weight restricted.



### SCHEDULE SUMMARY

	Original	Actual
Design Contract Notice to Proceed	11/9/2018	11/9/2018
Design Completion	12/1/2024	
Construction Bid Date	4/1/2025	
Construction Start	9/1/2025	
Construction Complete	6/1/2027	

### PARTICIPATION

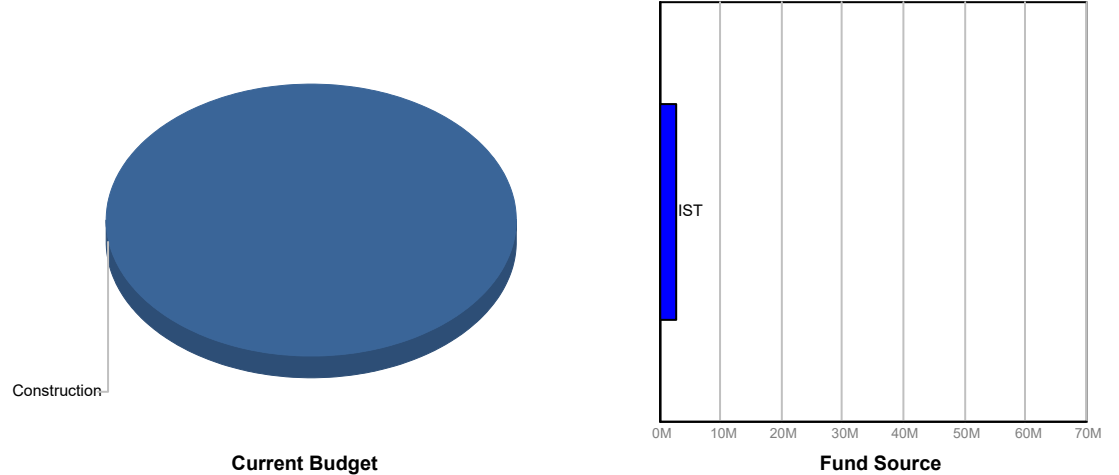
**Consultant**

- SBE 94.3%
- Local 100%
- WBE 0%
- MBE 0%

**Contractor**

- SBE TBD
- Local TBD
- WBE TBD
- MBE TBD

### FUNDING



### FINANCIAL SUMMARY

	Project Budget	Committed	% Committed	Paid To Date
	A	B	C=B/A	D
Construction	\$2,700,000	\$13,710	0.51%	\$13,710
<b>TOTAL</b>	<b>\$2,700,000</b>	<b>\$13,710</b>	<b>0.51%</b>	<b>\$13,710</b>

### NOTES

This project is funded with 5-Year Road Program (RP) funding and IST funding. Design (using 5-Year RP funds) is ongoing (80% complete). The construction of the project is currently estimated at \$5.8m. The IST partially funds the construction of the project at \$2.7m in FY 2019. The project is currently scheduled to begin construction in late FY25. The scheduled dates have been revised to depict design and permitting delays.



# Monthly Infrastructure Sales Tax Project Report

## Large Cap Projects

Data Date: 8/15/2024

Report Date: 8/31/2024

### DESCRIPTION/TEAM

### SCOPE

### PHOTO

**Project Title: Main Detention Center Electronics**

Project Number: 15218  
 BCC District: 03  
 Delivery Method: Construction Management  
 Category: S06-Sheriff - FDO  
 Status: Construction  
 Designer: Leo A. Daly  
 Contractor: Hedrick Brothers Construction  
 Project Manager: Jeffrey Halverson

Phase II - Electronics for the South, East, and West Towers at the Main Detention Center, which have continually operated since the early 1980's. These systems include door controls, intercom, nurse's call system, CCTV, upgrade of EST3 software for fire alarm and new infrastructure for the future expansion of the CCTV system.  
 Main Detention Center Electronics (B594) IST Funding  
 FY 2017 IST \$5,600,000  
 FY 2018 IST \$4,700,000  
 FY 2024 IST \$ 1,256,600  
 Ad Valorem \$1,021,161



### SCHEDULE SUMMARY

	Original	Actual
Project Start	7/9/2015	6/9/2015
Design Start	6/21/2016	6/21/2016
Construction Start	3/19/2018	5/17/2018
Substantial Completion	3/15/2022	8/10/2020
Project Completion	6/30/2022	

### PARTICIPATION

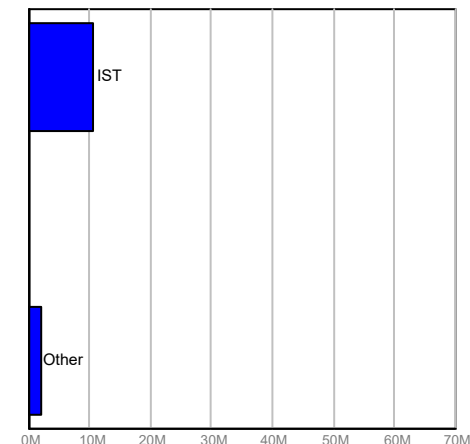
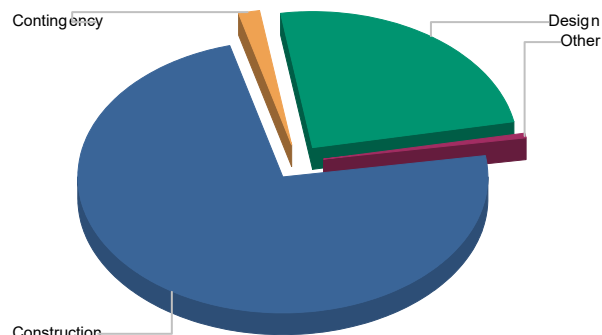
**Consultant**

- SBE 22.60%
- Local 67%
- WBE N/A
- MBE N/A

**Contractor**

- SBE 76.79%
- Local 80%
- WBE N/A
- MBE N/A

### FUNDING



### FINANCIAL SUMMARY

	Project Budget	Committed	% Committed	Paid To Date
	A	B	C=B/A	D
Design	\$3,096,507	\$3,053,730	98.62%	\$2,933,781
Construction	\$9,210,331	\$7,218,019	78.37%	\$7,179,826
Furniture, Fixtures & Equipment	\$0	\$0	0.00%	\$0
Other	\$55,740	\$62,260	111.70%	\$62,260
Contingency	\$215,183	\$0	0.00%	\$0
<b>TOTAL</b>	<b>\$12,577,761</b>	<b>\$10,334,009</b>	<b>82.16%</b>	<b>\$10,175,866</b>

### NOTES

Phase II financial reconciliation final will be a scheduled agenda item for the BCC meeting in October 2024 to allow for proper fund reconciliation. South Tower items will be closed out with Phase III items in January 2025.



# Monthly Infrastructure Sales Tax Project Report

## Large Cap Projects

Data Date: 8/15/2024

Report Date: 8/31/2024

### DESCRIPTION/TEAM

### SCOPE

### PHOTO

**Project Title:** Palm Beach Lakes Blvd over FEC R/R

Project Number: 1532  
 BCC District: 07  
 Delivery Method: Design CCNA  
 Category: B04-Bridge Modifications  
 Status: Design  
 Designer: HNTB  
 Contractor: TBD  
 Project Manager: Maroun Azzi

This project will rehabilitate an existing bridge that was built over 50 years ago. The project will improve traffic safety (lane widths, pedestrian barrier, railings) and may involve other improvements such as shoulders, bike lanes, and sidewalks.  
 FY 2017 IST \$1,500,000  
 FY 2021 IST \$4,500,000  
 FY 2025 IST \$8,300,000



### SCHEDULE SUMMARY

	Original	Actual
Project Start	9/30/2017	9/30/2017
Consultant Procurement Finish	9/3/2019	12/1/2019
Study Start	4/7/2020	4/7/2020
Design Complete	4/1/2026	
Permit Application	6/1/2024	
Permit Issued	12/25/2025	
Construction Start	1/1/2027	
Construction Complete	1/1/2029	
Study Complete	5/1/2022	4/1/2022
Design Start	4/1/2023	5/10/2023

### PARTICIPATION

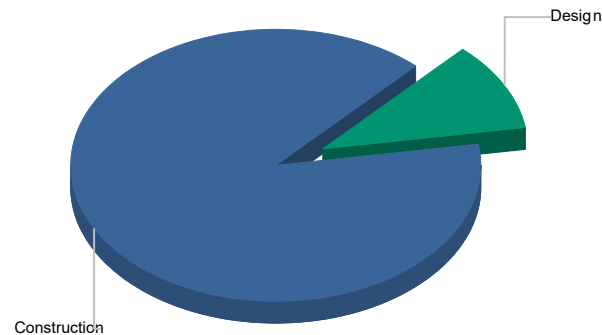
**Consultant**

- SBE 36.5%
- Local 96%
- WBE TBD
- MBE TBD

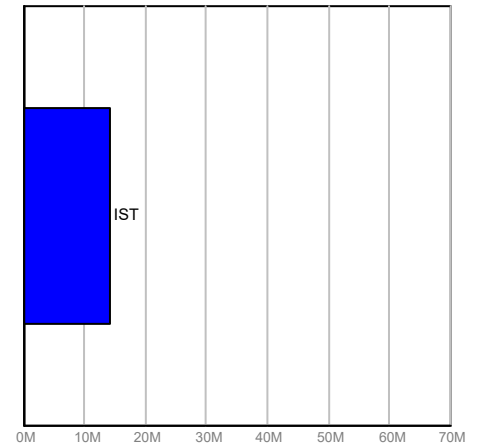
**Contractor**

- SBE TBD
- Local TBD
- WBE TBD
- MBE TBD

### FUNDING



Current Budget



Fund Source

### FINANCIAL SUMMARY

	Project Budget	Committed	% Committed	Paid To Date
	A	B	C=B/A	D
Design	\$1,500,000	\$1,509,845	100.66%	\$545,739
Construction	\$12,800,000	\$51,847	0.41%	\$51,847
Other	\$0	\$15,327	0.00%	\$15,327
Contingency	\$0	\$0	0.00%	\$0
<b>TOTAL</b>	<b>\$14,300,000</b>	<b>\$1,577,019</b>	<b>11.03%</b>	<b>\$612,913</b>

### NOTES

Initial coordination has been completed with stakeholders including the City of West Palm Beach and the Community Redevelopment Agency to determine scope and design parameters for the rehabilitation of the bridge superstructure. Design is ongoing (35% complete). The scheduled dates have been revised to depict coordination, planning, and scope delays.





# Monthly Infrastructure Sales Tax Project Report

## Large Cap Projects

Data Date: 8/15/2024

Report Date: 8/31/2024

### DESCRIPTION/TEAM

### SCOPE

### PHOTO

**Project Title:** Sections of Jog Road  
**Project Number:** 1537  
**BCC District:** Multiple  
**Delivery Method:** Annual Striping Contract  
**Category:** S16-Striping  
**Status:** Construction  
**Designer:** N/A  
**Contractor:** Oglesby  
**Project Manager:** Larry Kelly

This project consists of restriping sections of Jog Road.  
 FY 2017 \$350,000  
 FY 2021 \$150,000  
 FY 2022 \$100,000  
 FY 2023 \$100,000  
 FY 2024 \$200,000  
 FY 2026 \$200,000



### SCHEDULE SUMMARY

### PARTICIPATION

### FUNDING

	Original	Actual
Summit to Gun Club Complete	9/20/2017	9/20/2017
PGA to Hood Complete	10/31/2017	10/31/2017
10th Avenue N. to Summit Complete	1/22/2018	1/22/2018
Wallis to Roebuck Complete	3/7/2018	3/7/2018
Gateway to S. of Hypoluxo Complete	12/17/2018	10/18/2018
Glades to NW 55th St.	3/19/2019	3/19/2019
Hood to Donald Ross	12/2/2020	12/12/2020
N. Oriole to Lake Ida	4/3/2021	3/9/2021
Beeline to Northlake	5/11/2023	5/11/2023
Yamato to Clint Moore	11/3/2023	11/3/2023

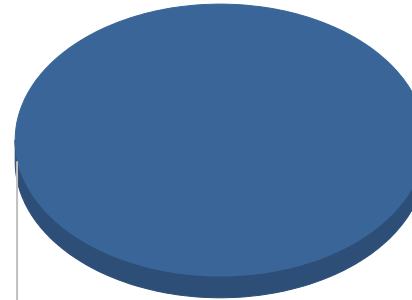
#### Consultant

SBE N/A  
 Local N/A  
 WBE N/A  
 MBE N/A

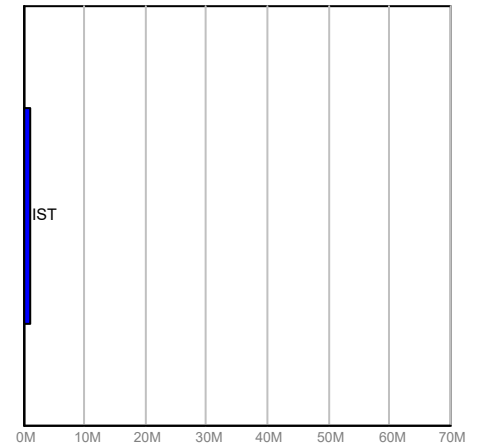
#### Contractor

SBE 61%  
 Local 61%  
 WBE 0%  
 MBE 0%

Construction



Current Budget



Fund Source

### FINANCIAL SUMMARY

### NOTES

	Project Budget	Committed	% Committed	Paid To Date
	A	B	C=B/A	D
Design	\$0	\$0	0.00%	\$0
Construction	\$1,100,000	\$493,448	44.86%	\$421,602
Contingency	\$0	\$0	0.00%	\$0
<b>TOTAL</b>	<b>\$1,100,000</b>	<b>\$493,448</b>	<b>44.86%</b>	<b>\$421,602</b>

Jog Road is a North-South major County thoroughfare. This project consists of re-striping sections of Jog Road. Restriping continues on an as needed basis.



# Monthly Infrastructure Sales Tax Project Report

## Large Cap Projects

Data Date: 8/15/2024

Report Date: 8/31/2024

### DESCRIPTION/TEAM

### SCOPE

### PHOTO

**Project Title:** CR 880

Resurfacing approximately 2.5 miles (5 lane miles) of a portion of County Road 880 from Main Street to S.R. 80 each year.

Project Number: 1539  
 BCC District: 06  
 Delivery Method: Annual Construction Contract  
 Category: R04-Resurfacing  
 Status: Construction  
 Designer: N/A  
 Contractor: Community  
 Project Manager: Darren Prainito



### SCHEDULE SUMMARY

	Original	Actual
FY 2017 Construction Complete	12/22/2017	12/22/2017
FY 2018 Construction Complete	12/7/2018	11/30/2018
FY 2019 Construction Complete	12/31/2019	11/1/2019
FY 2020 Construction Complete	12/18/2020	12/3/2020
FY 2021 Construction Complete	12/17/2021	10/5/2021
FY 2022 Construction Complete	12/16/2022	7/14/2022
FY 2023 Construction Complete	12/15/2023	11/28/2023
FY 2024 Construction Complete	12/24/2024	

### PARTICIPATION

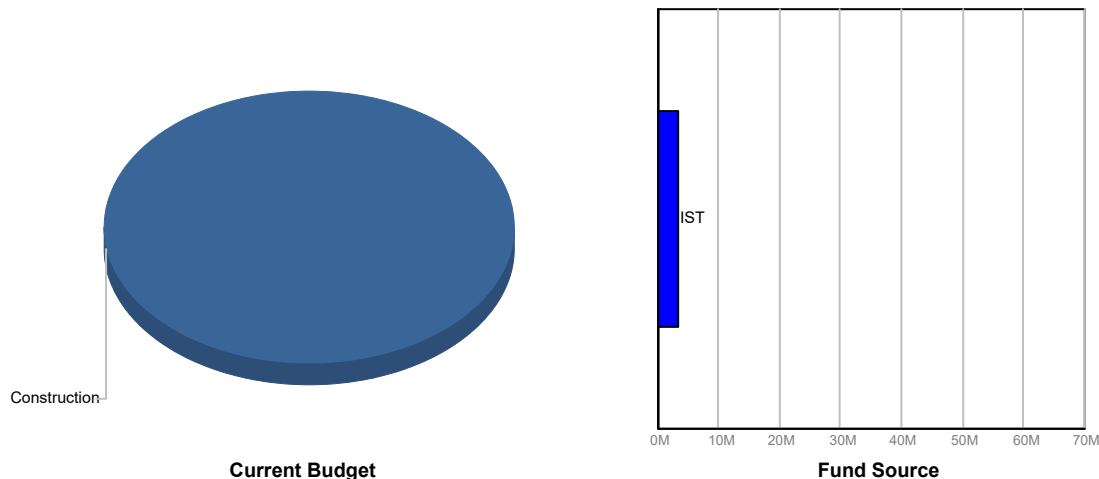
#### Consultant

SBE N/A  
 Local N/A  
 WBE N/A  
 MBE N/A

#### Contractor

SBE 8.7%  
 Local 95.8%  
 WBE 0%  
 MBE 0%

### FUNDING



### FINANCIAL SUMMARY

	Project Budget	Committed	% Committed	Paid To Date
	A	B	C=B/A	D
Design	\$0	\$2,392	0.00%	\$2,392
Construction	\$3,300,000	\$1,833,945	55.57%	\$1,833,944
Contingency	\$0	\$0	0.00%	\$0
<b>TOTAL</b>	<b>\$3,300,000</b>	<b>\$1,836,337</b>	<b>55.65%</b>	<b>\$1,836,337</b>

### NOTES

County Road 880 is approximately 19 miles in length. This project entails resurfacing a portion of County Road 880 each year. Construction complete for FY2017 thru 2023.



# Monthly Infrastructure Sales Tax Project Report

## Large Cap Projects

Data Date: 8/15/2024

Report Date: 8/31/2024

### DESCRIPTION/TEAM

### SCOPE

### PHOTO

**Project Title:** Brown's Farms Road

Resurfacing approximately 2 miles (4 lane miles) of a portion of Brown's Farm Road from CR 880 to South Terminus each year.

Project Number: 1540  
 BCC District: 06  
 Delivery Method: Annual Construction Contract  
 Category: R04-Resurfacing  
 Status: Construction  
 Designer: N/A  
 Contractor: Community  
 Project Manager: Darren Prainito



### SCHEDULE SUMMARY

	Original	Actual
FY 2017 Construction Complete	12/22/2017	12/22/2017
FY 2018 Construction Complete	12/1/2018	11/30/2018
FY 2019 Construction Complete	12/31/2019	11/1/2019
FY 2020 Construction Complete	12/18/2020	12/2/2020
FY2021 Construction Complete	12/17/2021	10/18/2021
FY 2022 Construction Complete	12/22/2022	7/19/2022
FY 2023 Construction Complete	12/19/2023	12/1/2023
FY 2024 Construction Complete	12/24/2024	

### PARTICIPATION

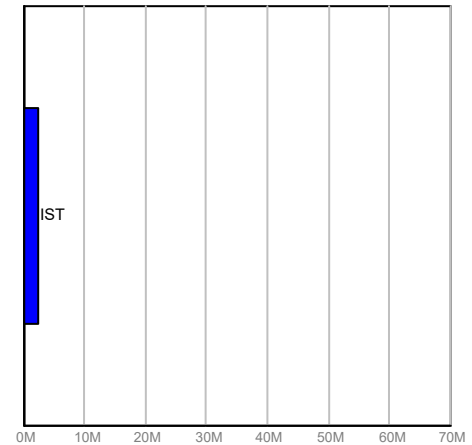
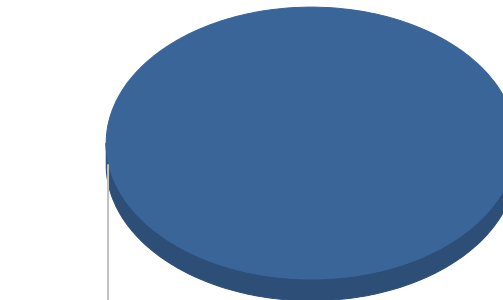
#### Consultant

SBE N/A  
 Local N/A  
 WBE N/A  
 MBE N/A

#### Contractor

SBE 7.4%  
 Local 94.4%  
 WBE 0%  
 MBE 0%

### FUNDING



Current Budget

Fund Source

### FINANCIAL SUMMARY

	Project Budget	Committed	% Committed	Paid To Date
	A	B	C=B/A	D
Design	\$0	\$1,588	0.00%	\$1,588
Construction	\$2,300,000	\$1,690,343	73.49%	\$1,438,343
Contingency	\$0	\$0	0.00%	\$0
<b>TOTAL</b>	<b>\$2,300,000</b>	<b>\$1,691,931</b>	<b>73.56%</b>	<b>\$1,439,931</b>

### NOTES

Brown's Farm Road is approximately 14 miles in length. This project entails resurfacing a portion of Brown's Farm Road each year. Construction complete for FY2017 thru 2023.



# Monthly Infrastructure Sales Tax Project Report

## Large Cap Projects

Data Date: 8/15/2024

Report Date: 8/31/2024

### DESCRIPTION/TEAM

### SCOPE

### PHOTO

**Project Title:** Prosperity Farms Rd. over SFWMD C-17 Canal (934116)  
**Project Number:** 1555  
**BCC District:** 01  
**Delivery Method:** Design CCNA  
**Category:** B08-Bridge Replacements  
**Status:** Design  
**Designer:** Scalar  
**Contractor:** TBD - (bid)  
**Project Manager:** Will Carey

This project will replace an existing bridge that was built over 60 years ago. The new bridge will improve traffic safety (lane widths, bike lanes, parapets), improve roadway drainage, and enhance pedestrian sidewalk safety. Note the current bridge is weight restricted.  
 FY 2018 IST \$500,000  
 FY 2021 IST \$1,500,000  
 FY 2022 IST \$6,000,000



### SCHEDULE SUMMARY

	Original	Actual
Design Contract Notice to Proceed	11/19/2019	11/19/2019
Design Completion	7/1/2024	
Construction Bid Date	12/1/2024	
Construction Start	4/1/2025	
Construction Complete	4/1/2027	

### PARTICIPATION

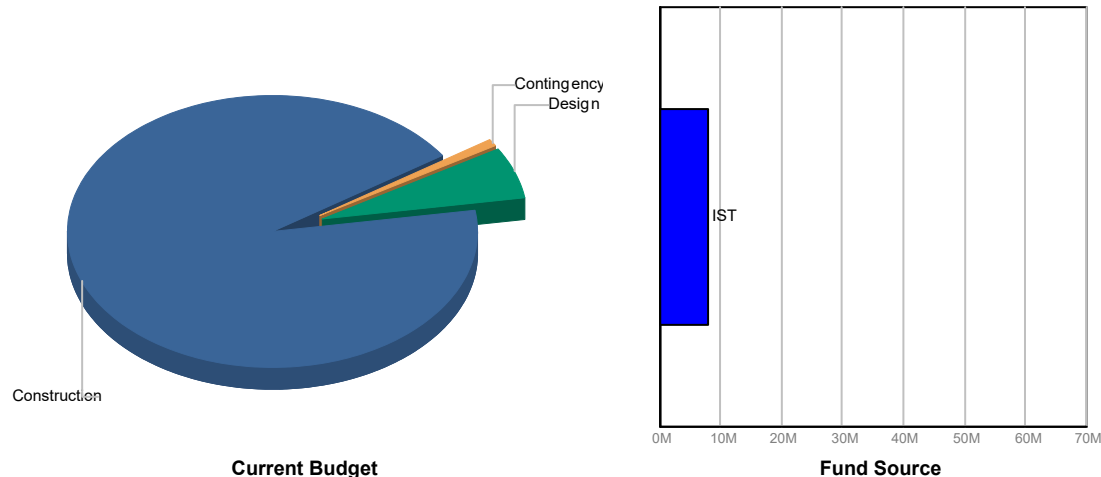
#### Consultant

SBE 98%  
 Local 100%  
 WBE 0%  
 MBE 0%

#### Contractor

SBE TBD  
 Local TBD  
 WBE TBD  
 MBE TBD

### FUNDING



### FINANCIAL SUMMARY

	Project Budget	Committed	% Committed	Paid To Date
	A	B	C=B/A	D
Design	\$500,000	\$496,323	99.26%	\$422,436
Construction	\$7,450,000	\$10,810	0.15%	\$10,794
Contingency	\$50,000	\$8,365	16.73%	\$8,365
<b>TOTAL</b>	<b>\$8,000,000</b>	<b>\$515,498</b>	<b>6.44%</b>	<b>\$441,595</b>

### NOTES

Design is ongoing (95% complete). The scheduled dates have been revised to depict design and permitting delays. It is anticipated that a Florida Department of Environmental Protection (FDEP) Resiliency grant of \$4m will be received for the project.



# Monthly Infrastructure Sales Tax Project Report

## Large Cap Projects

Data Date: 8/15/2024

Report Date: 8/31/2024

### DESCRIPTION/TEAM

### SCOPE

### PHOTO

**Project Title:** Belvedere Rd over E-3 canal (934205 & 934206)  
**Project Number:** 1556  
**BCC District:** 02  
**Delivery Method:** Design CCNA  
**Category:** B08-Bridge Replacements  
**Status:** Design  
**Designer:** Stantec  
**Contractor:** TBD (bid)  
**Project Manager:** Maroun Azzi

This project will replace the existing bridges that were built over 40 years ago. The new bridge(s) will improve traffic safety (lane widths, bike lanes, parapets), update the guardrail system, improve roadway drainage, restore the slope protection, and enhance pedestrian sidewalk safety.  
 FY 2018 IST \$450,000  
 FY 2021 IST \$1,350,000  
 FY 2022 IST \$300,000



### SCHEDULE SUMMARY

	Original	Actual
Design Contract Notice to Proceed	10/22/2019	10/22/2019
Design Completion	12/1/2024	
Construction Bid Date	3/1/2025	
Construction Start	8/1/2025	
Construction Complete	3/1/2027	

### PARTICIPATION

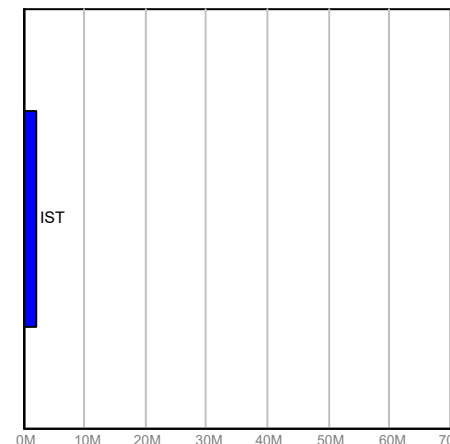
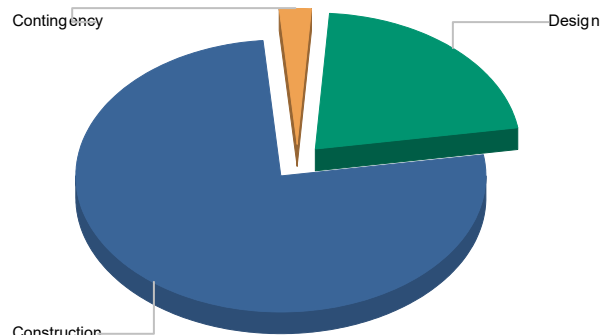
#### Consultant

SBE 30%  
 Local 100%  
 WBE 0%  
 MBE 0%

#### Contractor

SBE TBD  
 Local TBD  
 WBE TBD  
 MBE TBD

### FUNDING



Current Budget

Fund Source

### FINANCIAL SUMMARY

	Project Budget	Committed	% Committed	Paid To Date
	A	B	C=B/A	D
Design	\$450,000	\$402,311	89.40%	\$282,540
Construction	\$1,600,000	\$212,801	13.30%	\$5,770
Contingency	\$50,000	\$0	0.00%	\$0
<b>TOTAL</b>	<b>\$2,100,000</b>	<b>\$615,113</b>	<b>29.29%</b>	<b>\$288,310</b>

### NOTES

Design is ongoing (90% complete). The scheduled dates have been revised to reflect design and permitting delays.



# Monthly Infrastructure Sales Tax Project Report

## Large Cap Projects

Data Date: 8/15/2024

Report Date: 8/31/2024

### DESCRIPTION/TEAM

**Project Title:** Various other locations Countywide

Project Number: 1558  
 BCC District: Multiple  
 Delivery Method: Annual Construction Contract  
 Category: D02-Drainage (Pipe Replacements)  
 Status: Construction  
 Designer: N/A  
 Contractor: Hinterland  
 Project Manager: Darren Prainito

### SCOPE

This project will repair and/or replace existing pipe culverts and drainage structures along various roads and canals Countywide. These repairs are needed in order to properly drain and maintain the various roads and canals in a safe operating condition.

### PHOTO



### SCHEDULE SUMMARY

	Original	Actual
Jupiter Farms (133rd Rd. & 156th St.)	8/1/2018	3/12/2018
1069 Edgehill Road	8/15/2018	6/12/2018
Limestone Creek & Palm Garden St.	8/1/2018	7/17/2018
3261 Atlantic Road	8/15/2018	7/1/2018
Van Buren Road @ E-3 Canal	8/1/2018	6/15/2018
19506 Trails End Terrace	8/1/2018	5/11/2018
Jupiter Farms (4 locates)	10/15/2018	8/21/2018
6361 Wood Lake Rd./19650 Red Maple F	10/1/2018	10/1/2018
19598 Trails End Terrace	9/15/2018	8/20/2018
19582 Trails End Terrace	9/1/2018	9/1/2018
6558 Wood Lake Road	9/15/2018	9/14/2018
6126 Wood Lake Road	10/15/2018	12/12/2018
6528 Wood Lake Road	11/1/2018	12/12/2018

### PARTICIPATION

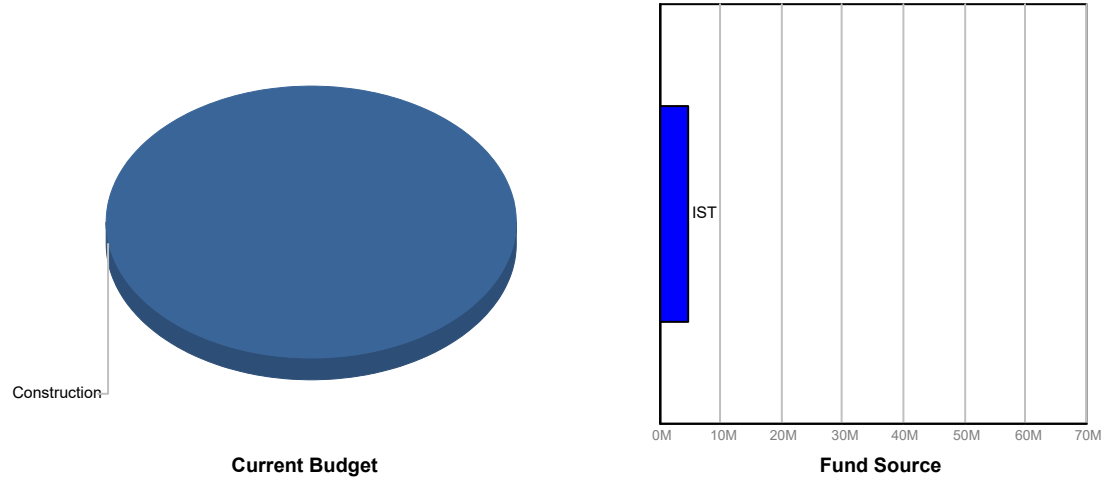
#### Consultant

SBE N/A  
 Local N/A  
 WBE N/A  
 MBE N/A

#### Contractor

SBE 100%  
 Local 100%  
 WBE 0%  
 MBE 0%

### FUNDING



### FINANCIAL SUMMARY

	Project Budget	Committed	% Committed	Paid To Date
	A	B	C=B/A	D
Construction	\$4,700,000	\$1,525,137	32.45%	\$1,357,517
Contingency	\$0	\$0	0.00%	\$0
<b>TOTAL</b>	<b>\$4,700,000</b>	<b>\$1,525,137</b>	<b>32.45%</b>	<b>\$1,357,517</b>

### NOTES

This project is funded in:  
 FY 2018 \$500,000, FY 2021 \$500,000, FY 2022 \$200,000  
 FY 2023 \$200,000, FY 2024 \$3,200,000, FY 2025 \$100,000

The total project is estimated at \$4,700,000.



# Monthly Infrastructure Sales Tax Project Report

## Large Cap Projects

Data Date: 8/15/2024

Report Date: 8/31/2024

### DESCRIPTION/TEAM

**Project Title: Video Detection (80 +/- intersection)**

Project Number: 1580  
 BCC District: Multiple  
 Delivery Method: Annual Traffic Signals Contract  
 Category: S08-Signals and Signal Systems  
 Status: Construction  
 Designer: N/A  
 Contractor: Gerelco  
 Project Manager: Fattoush Jafar

### SCOPE

This project will replace the traffic detection at numerous signalized intersections from the existing inductive loop system to video detection. The video detection system is more reliable and easier to maintain.

### PHOTO



### SCHEDULE SUMMARY

	Original	Actual
Military Tr. & Garden Lake	8/1/2018	11/21/2018
Gateway & Renaissance Commons	9/1/2018	4/3/2019
Australian & Turnage	10/1/2018	1/7/2019
Woolbright & Hagen Ranch	11/1/2018	4/4/2019
Belvedere & Country Club Road	12/1/2018	4/4/2019
Palm Beach Lakes & Wellesley	1/1/2019	4/4/2019

### PARTICIPATION

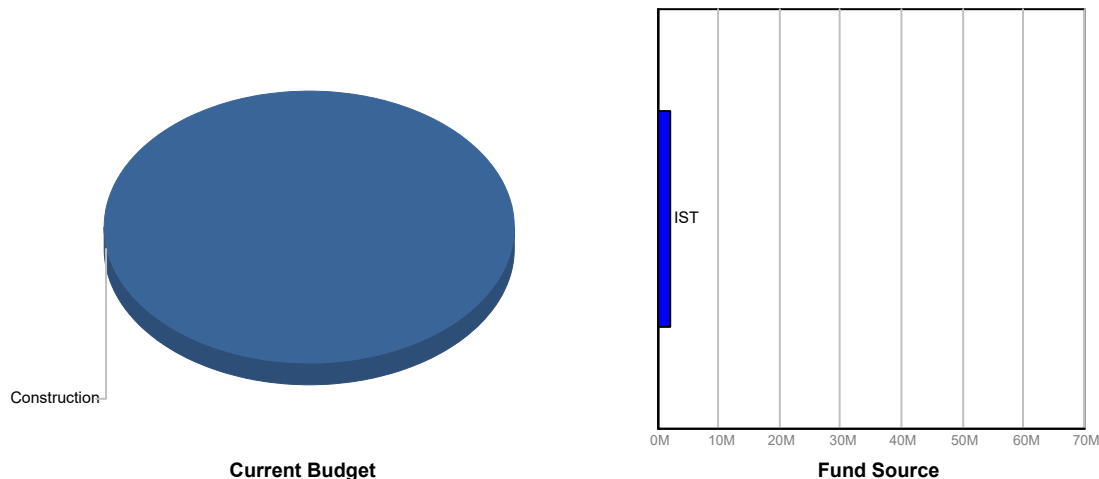
#### Consultant

SBE N/A  
 Local N/A  
 WBE N/A  
 MBE N/A

#### Contractor

SBE 0%  
 Local 23%  
 WBE 0%  
 MBE 0%

### FUNDING



### FINANCIAL SUMMARY

	Project Budget	Committed	% Committed	Paid To Date
	A	B	C=B/A	D
Construction	\$2,200,000	\$201,110	9.14%	\$201,110
Contingency	\$0	\$0	0.00%	\$0
<b>TOTAL</b>	<b>\$2,200,000</b>	<b>\$201,110</b>	<b>9.14%</b>	<b>\$201,110</b>

### NOTES

Work has been completed at six intersections. This project is funded in:  
 FY 2018 \$200,000  
 FY 2023 \$300,000  
 FY 2024 \$800,000  
 FY 2026 \$900,000  
 The total project is estimated at \$2,200,000.



# Monthly Infrastructure Sales Tax Project Report

## Large Cap Projects

Data Date: 8/15/2024

Report Date: 8/31/2024

### DESCRIPTION/TEAM

### SCOPE

### PHOTO

**Project Title:** CW Street Lighting FY18 frmly Hypoluxo Rd (Hagen Ranch Rd to I-95)  
**Project Number:** 1581  
**BCC District:** CW  
**Delivery Method:** Florida Power and Light  
**Category:** S14-Street Lighting  
**Status:** Construction  
**Designer:** Florida Power and Light  
**Contractor:** Florida Power and Light  
**Project Manager:** May Cheng

These projects will replace the high pressure sodium street lights with LED lights. Many of the street lights along County roads are owned and maintained by Florida Power and Light (FPL) with the County paying all the operation and maintenance costs (including power). FPL will be responsible for the final design and installation to convert the street lighting to the newer LED technology, and the County will reimburse FPL all applicable conversion costs. The result will provide a cost savings, better quality illumination, and a more desirable environmental light source.



### SCHEDULE SUMMARY

	Original	Actual
Gun Club Road/Bosque to Congress	7/19/2019	7/19/2019
Congress/Okeechobee to Belvedere	8/1/2019	8/1/2019
10th Avenue North/Haverhill to Kirk		
Community/Haverhill to Military	7/31/2019	7/31/2019
Haverhill Road/WPB City to Haverhill City	7/20/2023	7/20/2023
Glades Road/State Road 7 to Boca Rio	12/9/2022	12/9/2022
Boynton Beach Boulevard/Turnpike to Kn	3/31/2023	3/31/2023
Jog Road/Belvedere to State Road 80	5/3/2021	5/3/2021
Forest Hill/Turnpike to Pinehurst & Jog to		
Haverhill/State Road 80 to Lake Worth	7/13/2023	7/13/2023
Congress/Lantana to Hypoluxo & Gun Cl		
Gateway/Military to Windward		
Belvedere Road/RPB City to Haverhill Cit		

### PARTICIPATION

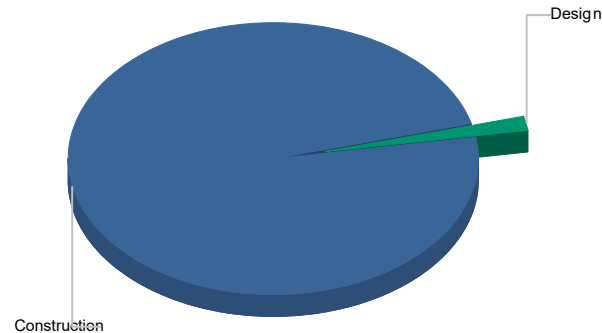
#### Consultant

SBE N/A  
 Local N/A  
 WBE N/A  
 MBE N/A

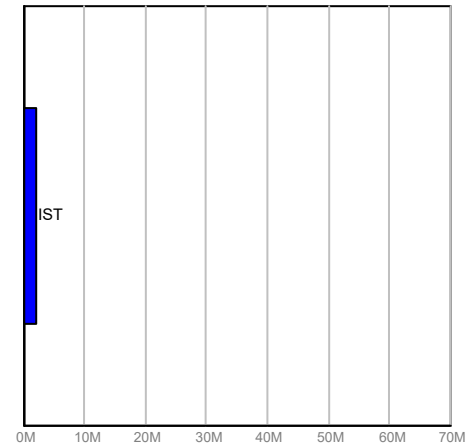
#### Contractor

SBE N/A  
 Local N/A  
 WBE N/A  
 MBE N/A

### FUNDING



Current Budget



Fund Source

### FINANCIAL SUMMARY

	Project Budget	Committed	% Committed	Paid To Date
	A	B	C=B/A	D
Design	\$30,000	\$35,184	117.28%	\$26,175
Construction	\$1,920,000	\$1,799,811	93.74%	\$767,649
Contingency	\$0	\$0	0.00%	\$0
<b>TOTAL</b>	<b>\$1,950,000</b>	<b>\$1,834,996</b>	<b>94.10%</b>	<b>\$793,823</b>

### NOTES

There are 16 street lighting projects (road segments) funded (\$1,950,000) for conversion in FY 2018. All 16 projects have been forwarded to FPL requesting final design and installation. As of 1/18/24, 11 projects have been completed, and the street lighting along a portion of the Hypoluxo Road project has also been converted.





# Monthly Infrastructure Sales Tax Project Report

## Large Cap Projects

Data Date: 8/15/2024

Report Date: 8/31/2024

### DESCRIPTION/TEAM

### SCOPE

### PHOTO

**Project Title:** Courthouse Electronics System R&R/Command Center  
**Project Number:** 16208  
**BCC District:** 07  
**Delivery Method:** Construction Management  
**Category:** J02-Judicial  
**Status:** Close Out  
**Designer:** TLC Engineering  
**Contractor:** Hedrick Brothers Construction Co., Inc.  
**Project Manager:** Rich Avery

Security Systems replacement at the Main County Courthouse including the Security Management System, Access Control System, CCTV system, Duress System, Intercom, Elevator Override, and Fire Alarm. The Project will also include addressing the emergency egress procedures for the facility, as well as build-out for the expansion of the 4th floor Command Center.

Total IST, and Ad Valorem funding for this project is \$16,514,475; Total IST funds are \$12,999,700, which are comprised of FY17 IST funds of \$1,300,000 and FY18 IST funds of \$8,699,700 and FY 19 IST funds of \$3,000,000. Ad Valorem funds are \$3,449,845



### SCHEDULE SUMMARY

	Original	Actual
Project Start	2/19/2016	2/19/2016
Design Start	2/15/2017	2/15/2017
Construction - Start	11/26/2018	1/7/2019
Substantial Completion	2/1/2021	5/21/2021
Project Completion	4/1/2021	

### PARTICIPATION

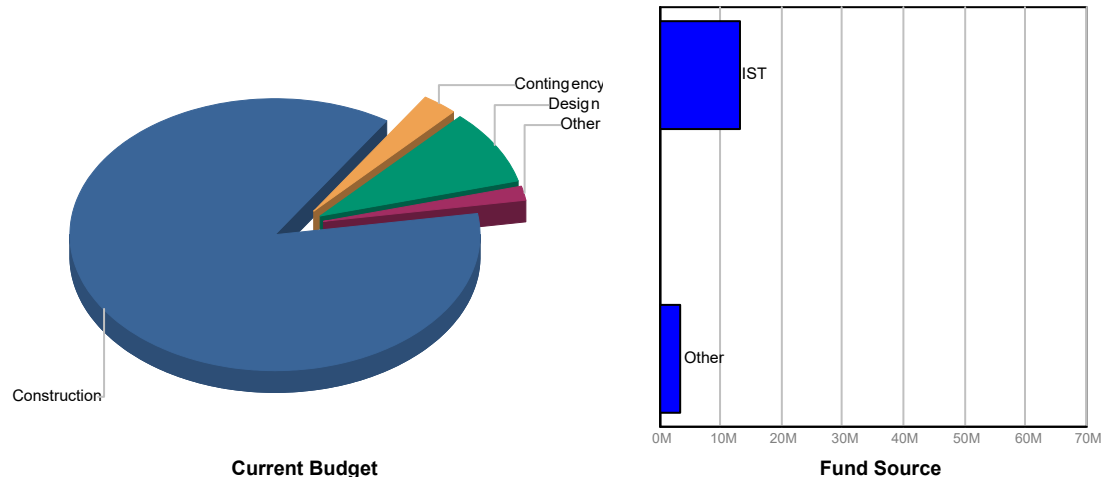
**Consultant**

- SBE 13.4%
- Local 100%
- WBE N/A
- MBE N/A

**Contractor**

- SBE 25%
- Local 100%
- WBE N/A
- MBE N/A

### FUNDING



### FINANCIAL SUMMARY

	Project Budget	Committed	% Committed	Paid To Date
	A	B	C=B/A	D
Design	\$1,456,336	\$1,342,274	92.17%	\$949,155
Construction	\$14,307,700	\$14,282,400	99.82%	\$12,795,748
Furniture, Fixtures & Equipment	\$0	\$0	0.00%	\$0
Other	\$285,139	\$116,316	40.79%	\$116,316
Contingency	\$465,300	\$0	0.00%	\$0
<b>TOTAL</b>	<b>\$16,514,475</b>	<b>\$15,740,990</b>	<b>95.32%</b>	<b>\$13,861,219</b>

### NOTES

CID is reviewing close-out documentation in preparation for contract reconciliation and submission of final pay application.



# Monthly Infrastructure Sales Tax Project Report

## Large Cap Projects

Data Date: 8/15/2024

Report Date: 8/31/2024

### DESCRIPTION/TEAM

### SCOPE

### PHOTO

**Project Title:** FY 2019 Street Lighting LED Replacements - Countywide  
**Project Number:** 1627  
**BCC District:** Multiple  
**Delivery Method:** Florida Power and Light  
**Category:** S14-Street Lighting  
**Status:** Construction  
**Designer:** Florida Power and Light  
**Contractor:** Florida Power and Light  
**Project Manager:** May Cheng

These projects replace the high pressure sodium lights with LED lights. Many of the street lights along County roads are owned and maintained by FPL with the County paying all the operation and maintenance costs. FPL will be responsible for final design and installation and the County will reimburse FPL.  
 IST \$820,000 FY19  
 IST \$300,000 FY24



### SCHEDULE SUMMARY

### PARTICIPATION

### FUNDING

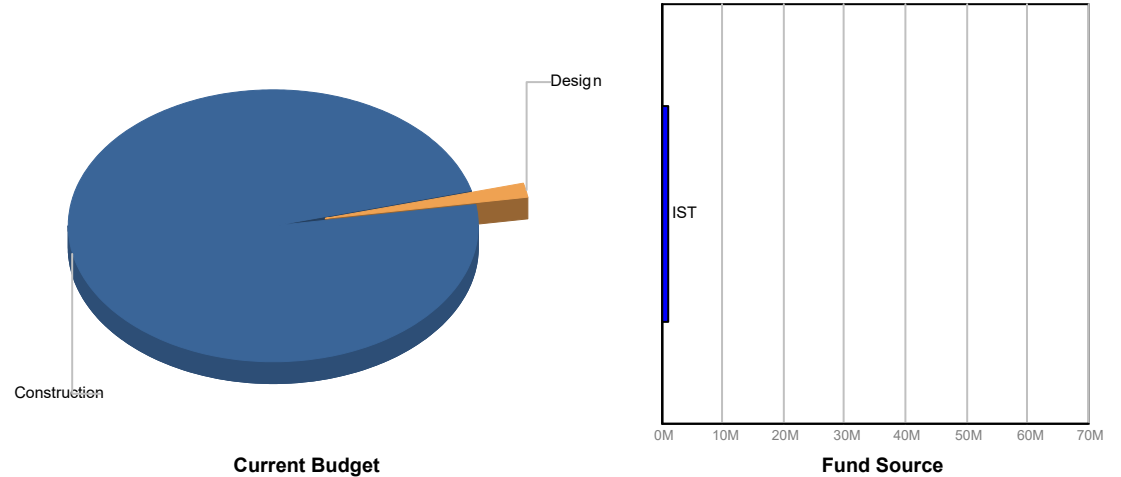
	Original	Actual
Melaleuca Lane/Greenacres limits to Kirk		
Linton/Military to Jog		
Jog Rd/SR80 to Forest Hill		
Jog Rd/Gateway to Woolbright		
Jog Rd/Lake Ida to Old Clint Moore		
Lantana Rd/Turnpike to High Ridge		

#### Consultant

SBE N/A  
 Local N/A  
 WBE N/A  
 MBE N/A

#### Contractor

SBE N/A  
 Local N/A  
 WBE N/A  
 MBE N/A



### FINANCIAL SUMMARY

### NOTES

	Project Budget	Committed	% Committed	Paid To Date
	A	B	C=B/A	D
Design	\$20,000	\$107	0.54%	\$107
Construction	\$1,100,000	\$1,037,022	94.27%	\$11,711
<b>TOTAL</b>	<b>\$1,120,000</b>	<b>\$1,037,130</b>	<b>92.60%</b>	<b>\$11,819</b>

There are 6 street lighting projects (road segments) funded (\$820,000) for conversion in FY 2019. All 6 projects have been forwarded to FPL requesting final design and installation. A Budget Transfer (BT 24-0636) was approved on 6/4/24 that increased the funding by \$300,000. The result of the lighting conversion to LED will provide a cost savings, better quality illumination and a more desirable environmental light source.



# Monthly Infrastructure Sales Tax Project Report

## Large Cap Projects

Data Date: 8/15/2024

Report Date: 8/31/2024

### DESCRIPTION/TEAM

### SCOPE

### PHOTO

**Project Title:** Corkscrew Blvd. over SFWMD Miami Canal  
**Canal**  
 Project Number: 1656  
 BCC District: 06  
 Delivery Method: Design CCNA  
 Category: B08-Bridge Replacements  
 Status: Design  
 Designer: Alan Gerwig & Associates  
 Contractor: TBD  
 Project Manager: Carlos Bojorge

This project will replace an existing bridge that as built over 70 years ago. The project will improve traffic safety (lane widths, sidewalks, etc.) and improve embankment/slope protection. Note the current bridge is weight restricted.



### SCHEDULE SUMMARY

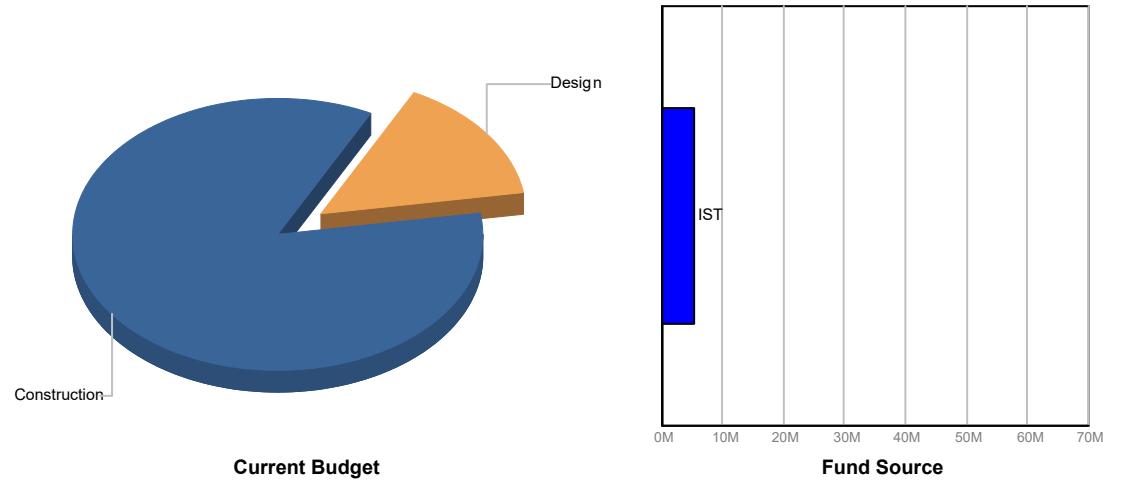
	Original	Actual
Project Start	8/15/2023	8/15/2023
Consultant Procurement Finish	4/1/2024	4/1/2024
Design Start	7/2/2024	8/20/2024
Design Complete	8/1/2026	
Permit Application	7/1/2025	
Permit Issued	8/1/2026	
Construction Start	4/1/2027	
Construction Complete	9/1/2028	

### PARTICIPATION

**Consultant**  
 SBE 18.9%  
 Local 100%  
 WBE 0%  
 MBE 14.8%

**Contractor**  
 SBE TBD  
 Local TBD  
 WBE TBD  
 MBE TBD

### FUNDING



### FINANCIAL SUMMARY

	Project Budget	Committed	% Committed	Paid To Date
	A	B	C=B/A	D
Design	\$800,000	\$1,437	0.18%	\$1,437
Construction	\$4,575,000	\$382,230	8.35%	\$716
<b>TOTAL</b>	<b>\$5,375,000</b>	<b>\$383,667</b>	<b>7.14%</b>	<b>\$2,152</b>

### NOTES

The project is funded for design (\$800k) in FY22 and for construction (\$4.575m) in FY25. Design is ongoing (0% complete).



# Monthly Infrastructure Sales Tax Project Report

## Large Cap Projects

Data Date: 8/15/2024

Report Date: 8/31/2024

### DESCRIPTION/TEAM

### SCOPE

### PHOTO

**Project Title:** Jupiter Beach Rd. over Branch of ICWW

This project will replace an existing bridge that was built over 60 years ago. The project will improve traffic safety (lane widths, bike lanes, sidewalks, etc.) and improve drainage and embankment/slope protection.



Project Number: 1657  
 BCC District: 01  
 Delivery Method: Design CCNA  
 Category: B08-Bridge Replacements  
 Status: Design  
 Designer: Alan Gerwig & Associates  
 Contractor: TBD  
 Project Manager: Maroun Azzi

### SCHEDULE SUMMARY

	Original	Actual
Project Start	4/1/2022	4/13/2022
Consultant Procurement Finish	2/1/2023	1/10/2023
Design Start	5/1/2023	1/23/2023
Design Complete	12/1/2025	
Construction Start	6/1/2026	
Construction Complete	12/1/2027	

### PARTICIPATION

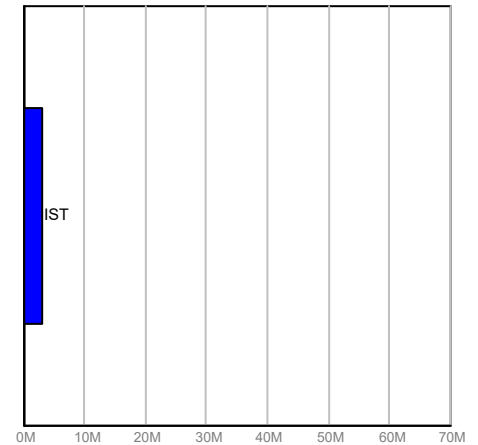
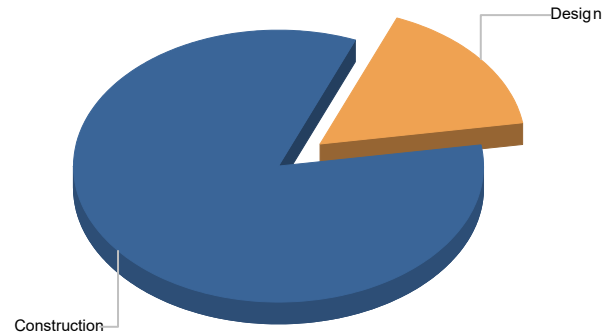
#### Consultant

SBE 90%  
 Local 100%  
 WBE 0%  
 MBE 0%

#### Contractor

SBE TBD  
 Local TBD  
 WBE TBD  
 MBE TBD

### FUNDING



Current Budget

Fund Source

### FINANCIAL SUMMARY

	Project Budget	Committed	% Committed	Paid To Date
	A	B	C=B/A	D
Design	\$500,000	\$303,797	60.76%	\$66,892
Construction	\$2,529,000	\$5,358	0.21%	\$5,358
<b>TOTAL</b>	<b>\$3,029,000</b>	<b>\$309,155</b>	<b>10.21%</b>	<b>\$72,250</b>

### NOTES

The project is funded for design (\$500k) in FY22 and for construction (\$2.5m) in FY25. Design is ongoing (10% complete)



# Monthly Infrastructure Sales Tax Project Report

## Large Cap Projects

Data Date: 8/15/2024

Report Date: 8/31/2024

### DESCRIPTION/TEAM

### SCOPE

### PHOTO

**Project Title:** Australian Ave. from Banyan St. to 45th St.  
**Project Number:** 1658  
**BCC District:** 07  
**Delivery Method:** Design CCNA  
**Category:** D04-Drainage Improvements  
**Status:** Design  
**Designer:** HSQ  
**Contractor:** TBD (Bid)  
**Project Manager:** Maroun Azzi

The project will include drainage improvements (pipd drainage system) and a new paving surface for a wider 4-lane divided section with new pathways on both sides along Australian Avenue from Banyan Blvd. to 45th Street. The work scope may also include replacing the twin bridges over Clear Lake (possible culverts) and replacing the twin bridges over the Carver Canal.



### SCHEDULE SUMMARY

	Original	Actual
Design Start	3/1/2022	4/12/2022
Design Complete	6/1/2024	
Construction Bid Date	9/1/2024	
Construction Start	12/28/2024	
Construction Complete	12/28/2026	

### PARTICIPATION

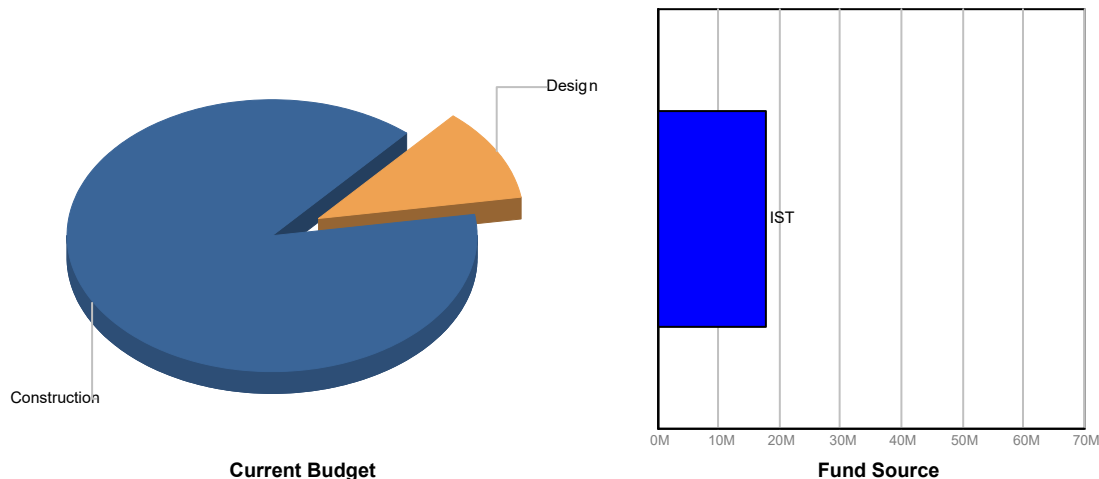
**Consultant**

- SBE 90.4%
- Local 100%
- WBE 0.4%
- MBE 5.6%

**Contractor**

- SBE TBD
- Local TBD
- WBE TBD
- MBE TBD

### FUNDING



### FINANCIAL SUMMARY

	Project Budget	Committed	% Committed	Paid To Date
	A	B	C=B/A	D
Design	\$2,000,000	\$1,792,586	89.63%	\$1,215,101
Construction	\$15,800,000	\$2,742,715	17.36%	\$136,486
<b>TOTAL</b>	<b>\$17,800,000</b>	<b>\$4,535,301</b>	<b>25.48%</b>	<b>\$1,351,587</b>

### NOTES

Design is ongoing (90% complete). The project is funded for design (\$2m) in FY21 and for construction (\$15.8m) in FY24 and FY25. The total cost of the project is estimated at over \$30m. It is anticipated that a Florida Department of Environmental Protection (FDEP) Resiliency grant of \$13.4m will be received for the project.



# Monthly Infrastructure Sales Tax Project Report

## Large Cap Projects

Data Date: 8/15/2024

Report Date: 8/31/2024

### DESCRIPTION/TEAM

### SCOPE

### PHOTO

**Project Title:** Belvedere Rd canal piping & sidewalk addition (62nd Dr. N. to Haverhill park)

Project Number: 1661  
 BCC District: 02  
 Delivery Method: Design CCNA  
 Category: P04-Pathways  
 Status: Design  
 Designer: Keshavarz  
 Contractor: TBD (Bid)  
 Project Manager: Maroun Azzi

This project will add a new sidewalk (SW) on the south side of Belvedere Road from 62nd Dr. N. to the Haverhill park (just east of the E-3 Canal) - connecting to the existing south SW at the park's frontage. The SW may require the piping of Lake Worth Drainage District's (LWDD) L-3 Canal.

FY 2021 IST \$500,000  
 FY 2024 IST \$3,100,000



### SCHEDULE SUMMARY

	Original	Actual
Study Complete	4/20/2024	
Design Complete		
Construction Bid Date		
Construction Start		
Construction Complete		

### PARTICIPATION

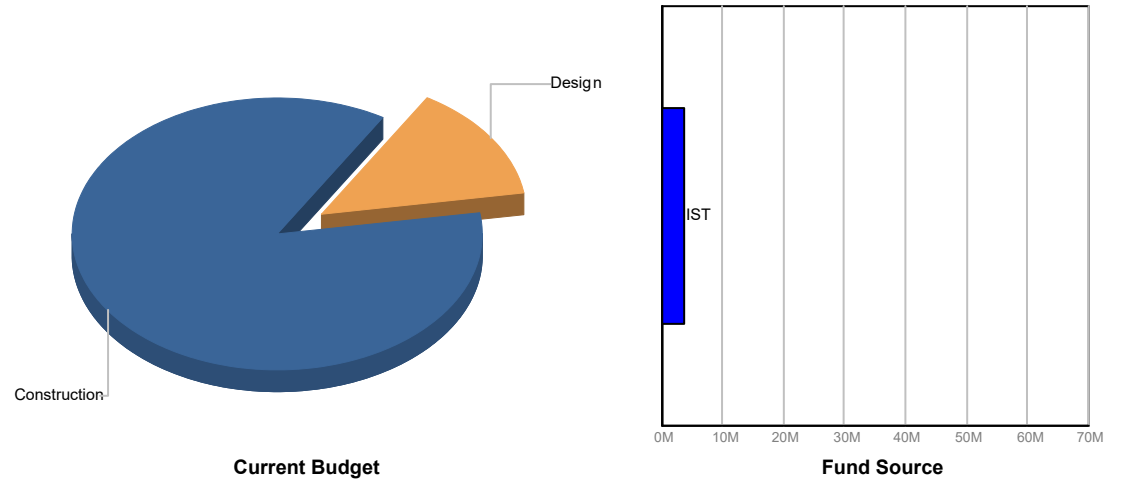
**Consultant**

SBE 100%  
 Local 100%  
 WBE 0%  
 MBE 0%

**Contractor**

SBE TBD  
 Local TBD  
 WBE TBD  
 MBE TBD

### FUNDING



### FINANCIAL SUMMARY

	Project Budget	Committed	% Committed	Paid To Date
	A	B	C=B/A	D
Design	\$500,000	\$95,021	19.00%	\$81,629
Construction	\$3,100,000	\$11,435	0.37%	\$11,435
<b>TOTAL</b>	<b>\$3,600,000</b>	<b>\$106,456</b>	<b>2.96%</b>	<b>\$93,064</b>

### NOTES

The project is in the study phase to determine a more precise work scope. The project is funded for design (\$500k) in FY21 and for construction (\$3.1M) in FY24.



# Monthly Infrastructure Sales Tax Project Report

## Large Cap Projects

Data Date: 8/15/2024

Report Date: 8/31/2024

### DESCRIPTION/TEAM

### SCOPE

### PHOTO

**Project Title:** Congress Ave. from Palm Beach Lakes to 45th St.  
**Project Number:** 1664  
**BCC District:** 07  
**Delivery Method:** Annual Construction Contract  
**Category:** R04-Resurfacing  
**Status:** Construction  
**Designer:** N/A  
**Contractor:** Ranger  
**Project Manager:** Darren Prainito

Resurfacing 2.6 miles (11.4 lane miles) of Congress Avenue from Palm Beach Lakes Boulevard to 45th Street.  
 FY2021 IST \$1,000,000  
 FY2024 IST \$250,000



### SCHEDULE SUMMARY

	Original	Actual
Milling and Pavement Complete	12/1/2023	4/24/2024
ADA (Curb/Cut Ramps) Complete	2/14/2024	
Traffic Striping Complete	1/1/2024	5/24/2024
Traffic Loops Complete	4/1/2024	

### PARTICIPATION

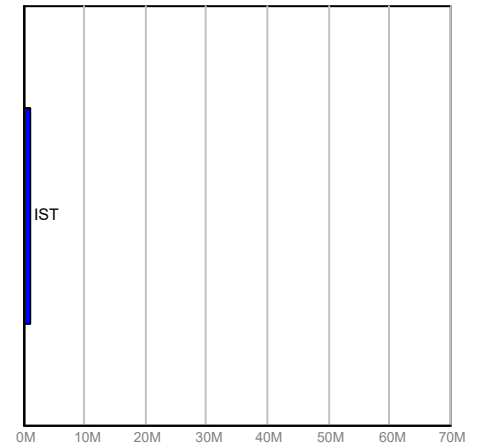
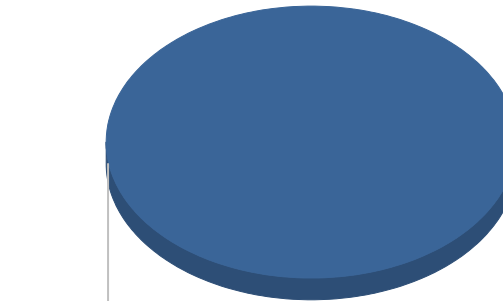
#### Consultant

SBE N/A  
 Local N/A  
 WBE N/A  
 MBE N/A

#### Contractor

SBE 15%  
 Local 100%  
 WBE 0%  
 MBE 0%

### FUNDING



Current Budget

Fund Source

### FINANCIAL SUMMARY

	Project Budget	Committed	% Committed	Paid To Date
	A	B	C=B/A	D
Construction	\$1,250,000	\$795,169	63.61%	\$775,736
<b>TOTAL</b>	<b>\$1,250,000</b>	<b>\$795,169</b>	<b>63.61%</b>	<b>\$775,736</b>

### NOTES

Outstanding work includes updating ADA ramps, and replacing traffic loops.



# Monthly Infrastructure Sales Tax Project Report

## Large Cap Projects

Data Date: 8/15/2024

Report Date: 8/31/2024

### DESCRIPTION/TEAM

### SCOPE

### PHOTO

**Project Title:** Garden Rd. from Bee Line Hwy. to Investment Ln.  
**Project Number:** 1672  
**BCC District:** 07  
**Delivery Method:** Annual Construction Contract  
**Category:** R04-Resurfacing  
**Status:** Construction  
**Designer:** N/A  
**Contractor:** Hinterland  
**Project Manager:** Darren Prainito

Resurfacing 1.9 miles (3.8 lane miles) of Garden Road from Bee Line Hwy. to Investment Lane. There are three existing 60" drainage culverts crossing under Garden Road at the EPB-6 Canal that are in disrepair and need to be lined.  
  
 FY 2021 IST \$300,000  
 FY 2022 IST \$700,000



### SCHEDULE SUMMARY

	Original	Actual
Drainage Repair Complete	10/1/2024	
Milling and Pavement Complete	12/1/2024	
Traffic Striping Complete	2/1/2025	
Traffic Loops Complete	4/1/2025	
ADA (Curb/Cut Ramps) Complete	5/1/2025	

### PARTICIPATION

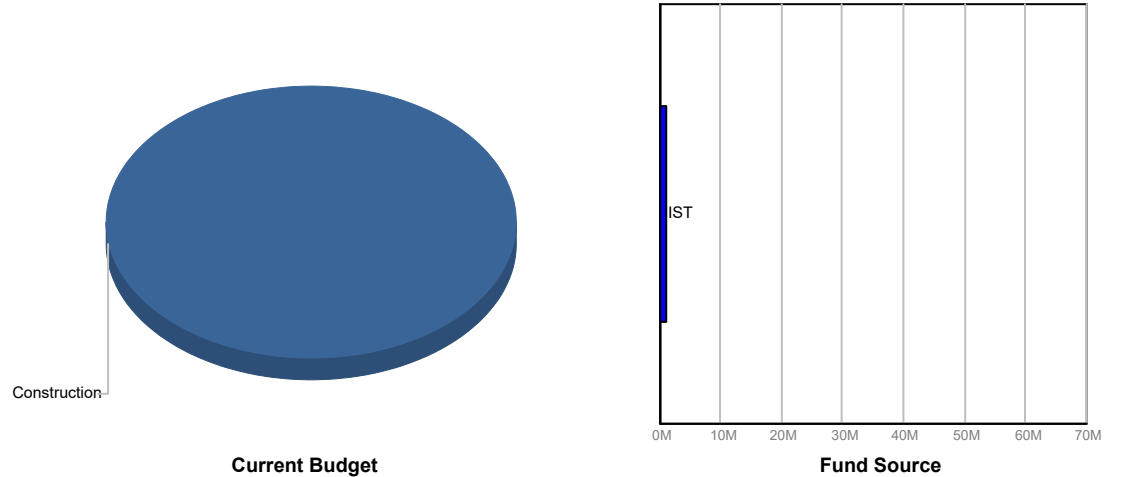
#### Consultant

SBE N/A  
 Local N/A  
 WBE N/A  
 MBE N/A

#### Contractor

SBE 15%  
 Local 100%  
 WBE 0%  
 MBE 0%

### FUNDING



### FINANCIAL SUMMARY

	Project Budget	Committed	% Committed	Paid To Date
	A	B	C=B/A	D
Construction	\$1,000,000	\$24,158	2.42%	\$13,084
<b>TOTAL</b>	<b>\$1,000,000</b>	<b>\$24,158</b>	<b>2.42%</b>	<b>\$13,084</b>

### NOTES

Outstanding work includes drainage repairs, milling and paving, updating ADA ramps, restriping the road, and replacing traffic loops.





# Monthly Infrastructure Sales Tax Project Report

## Large Cap Projects

Data Date: 8/15/2024

Report Date: 8/31/2024

### DESCRIPTION/TEAM

### SCOPE

### PHOTO

**Project Title:** Countywide Street Lighting FY21 (frmlly Military Trl (L.W. to Clint Moore))

Project Number: 1680

BCC District: CW

Delivery Method: Florida Power and Light

Category: S14-Street Lighting

Status: Construction

Designer: Florida Power & Light

Contractor: Florida Power & Light

Project Manager: May Cheng

These projects will replace the high pressure sodium street lights with LED lights. Many of the street lights along County roads are owned and maintained by Florida Power and Light (FPL) with the County paying all the operation and maintenance costs (including power). FPL will be responsible for the final design and installation to convert the street lighting to the newer LED technology, and the County will reimburse FPL all applicable conversion costs. The result will provide a cost savings, better quality illumination, and a more desirable environmental light source.



### SCHEDULE SUMMARY

### PARTICIPATION

### FUNDING

	Original	Actual
Jog/Okeechobee to Belvedere		
Military/Northlake to Leo Lane		
SW 18th/SR7 to Turnpike		
Lake Worth Rd/SR7 to Jog		
Lyons/Clint Moore to Broward County Lin		
Military/Okeechobee to Lake Worth Rd		
Palmetto Park/University to Military		
Military/Lake Worth to Clint Moore		

#### Consultant

SBE N/A

Local N/A

WBE N/A

MBE N/A

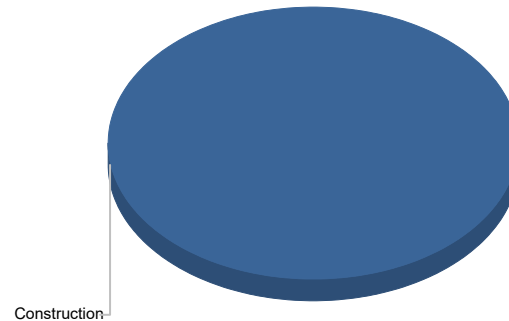
#### Contractor

SBE N/A

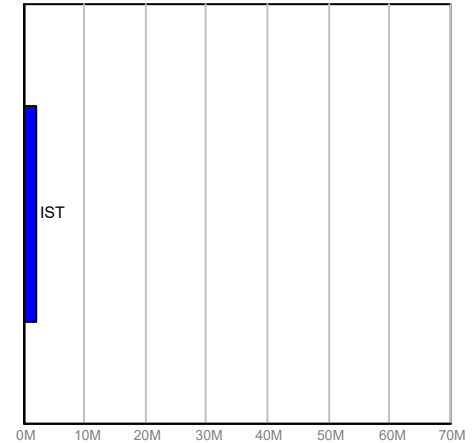
Local N/A

WBE N/A

MBE N/A



Current Budget



Fund Source

### FINANCIAL SUMMARY

### NOTES

	Project Budget	Committed	% Committed	Paid To Date
	A	B	C=B/A	D
Construction	\$2,180,000	\$515,531	23.65%	\$105,445
<b>TOTAL</b>	<b>\$2,180,000</b>	<b>\$515,531</b>	<b>23.65%</b>	<b>\$105,445</b>

There are 8 street lighting projects (road segments) funded (\$2,180,000) for conversion in FY 2021. All 8 projects have been forwarded to FPL requesting final design and installation.



# Monthly Infrastructure Sales Tax Project Report

## Large Cap Projects

Data Date: 8/15/2024

Report Date: 8/31/2024

### DESCRIPTION/TEAM

### SCOPE

### PHOTO

**Project Title:** Belvedere Rd. Canal Piping

Project Number: 1690  
 BCC District: 02  
 Delivery Method: Design CCNA  
 Category: B02-Belvedere Rd. Canal Piping  
 Status: Design  
 Designer: Keith  
 Contractor: TBD (Bid)  
 Project Manager: Maroun Azzi

This project will pipe a portion of a drainage ditch that runs along Belvedere Road and Troy Boulevard - adjacent to Palm Beach International Airport. The embankment area for the ditch is small and difficult to maintain. The undermining of this area continues and compromises the integrity of the sidewalk and road. Piping of the ditch is necessary to properly protect the road and sidewalk.  
 FY2022 IST \$300,000  
 FY2024 IST \$1,100,000



### SCHEDULE SUMMARY

### PARTICIPATION

### FUNDING

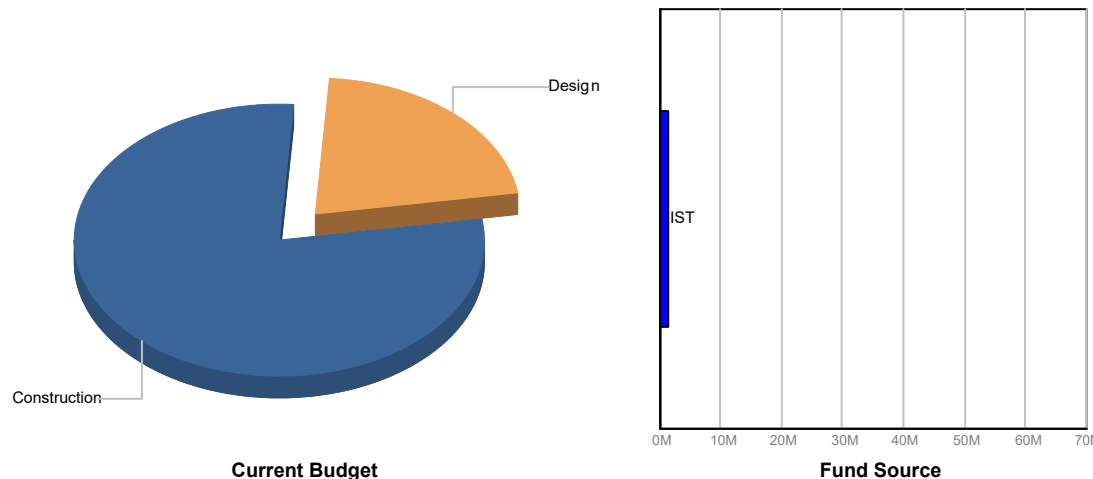
	Original	Actual
Study Complete	9/1/2024	
Design Complete		
Construction Bid Date		
Construction Start		
Construction Complete		

**Consultant**

- SBE 50%
- Local 100%
- WBE 0%
- MBE 0%

**Contractor**

- SBE TBD
- Local TBD
- WBE TBD
- MBE TBD



### FINANCIAL SUMMARY

### NOTES

	Project Budget	Committed	% Committed	Paid To Date
	A	B	C=B/A	D
Design	\$300,000	\$75,370	25.12%	\$64,044
Construction	\$1,100,000	\$10,203	0.93%	\$10,203
<b>TOTAL</b>	<b>\$1,400,000</b>	<b>\$85,573</b>	<b>6.11%</b>	<b>\$74,247</b>

The project is in the study phase to determine a more precise work scope. The project is funded for design (\$300k) in FY22 and for construction (\$1.1m) in FY24.



# Monthly Infrastructure Sales Tax Project Report

## Large Cap Projects

Data Date: 8/15/2024

Report Date: 8/31/2024

### DESCRIPTION/TEAM

### SCOPE

### PHOTO

**Project Title:** Barwick Rd. over LWDD Lat. 30 Canal (934455)  
**Project Number:** 1691  
**BCC District:** 04  
**Delivery Method:** Design CCNA  
**Category:** B04-Bridge Modifications  
**Status:** Design  
**Designer:** Alan Gerwig & Associates  
**Contractor:** TBD  
**Project Manager:** Kristine Frazelle-Smith

This project will replace an existing bridge that was built over 60 years ago. The project will improve traffic safety (lane widths, bike lanes, sidewalks, etc.) and improve drainage and embankment/slope protection.



### SCHEDULE SUMMARY

	Original	Actual
Project Start	7/1/2023	7/1/2023
Consultant Procurement Finish	12/5/2023	12/5/2023
Design Start	12/12/2023	12/12/2023
Design Complete	10/1/2025	
Permit Application	4/1/2025	
Permit Issued	11/1/2025	
Construction Start	5/14/2026	
Construction Complete	5/14/2027	

### PARTICIPATION

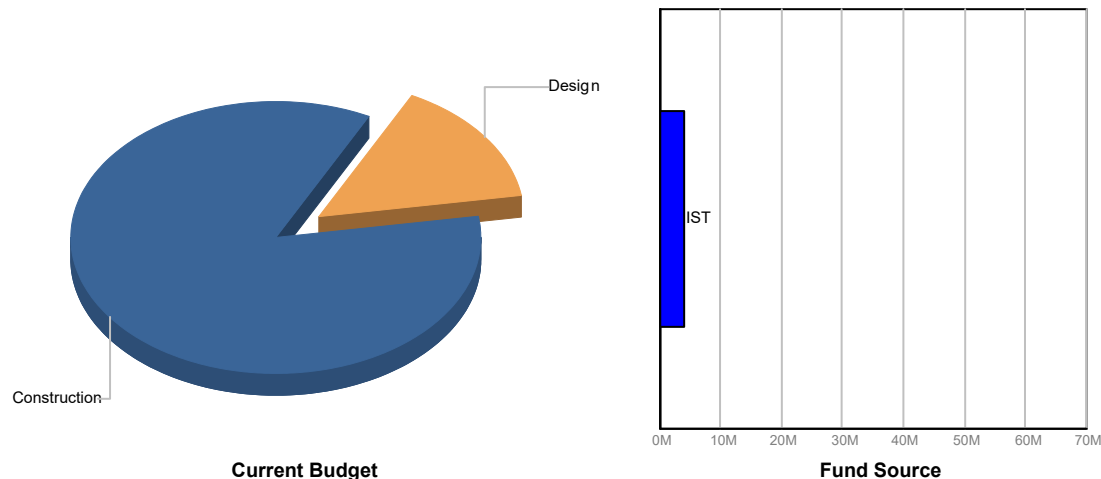
**Consultant**

- SBE 98%
- Local 100%
- WBE 0%
- MBE 15%

**Contractor**

- SBE TBD
- Local TBD
- WBE TBD
- MBE TBD

### FUNDING



### FINANCIAL SUMMARY

	Project Budget	Committed	% Committed	Paid To Date
	A	B	C=B/A	D
Design	\$600,000	\$268,223	44.70%	\$46,448
Construction	\$3,370,000	\$3,350	0.10%	\$3,350
<b>TOTAL</b>	<b>\$3,970,000</b>	<b>\$271,574</b>	<b>6.84%</b>	<b>\$49,799</b>

### NOTES

The project is funded for design (\$600k) in FY22 and for construction (\$3.37m) in FY26. Design is ongoing (5% complete).



# Monthly Infrastructure Sales Tax Project Report

## Large Cap Projects

Data Date: 8/15/2024

Report Date: 8/31/2024

### DESCRIPTION/TEAM

### SCOPE

### PHOTO

**Project Title:** Summit Blvd. over C-51 Canal (934201)

This project will replace an existing bridge that was built over 50 years ago. The project will improve traffic safety (lane widths, bike lanes, sidewalks, etc.) and improve drainage and embankment/slope protection. The project will also add a left turn lane servicing the adjacent school on the NE quadrant.



Project Number: 1693  
 BCC District: 03  
 Delivery Method: Design CCNA  
 Category: B08-Bridge Replacements  
 Status: Design  
 Designer: Consor Engineers, LLC  
 Contractor: TBD  
 Project Manager: Maroun Azzi

### SCHEDULE SUMMARY

	Original	Actual
Project Start	3/1/2022	3/1/2022
Consultant Procurement Finish	12/1/2022	12/1/2022
Design Start	4/1/2023	3/14/2023
Design Complete	6/1/2026	
Permit Application	1/1/2025	
Permit Issued	6/1/2026	
Construction Start	12/1/2026	
Construction Complete	1/1/2029	

### PARTICIPATION

#### Consultant

SBE 40%

Local 100%

WBE 0%

MBE 0%

#### Contractor

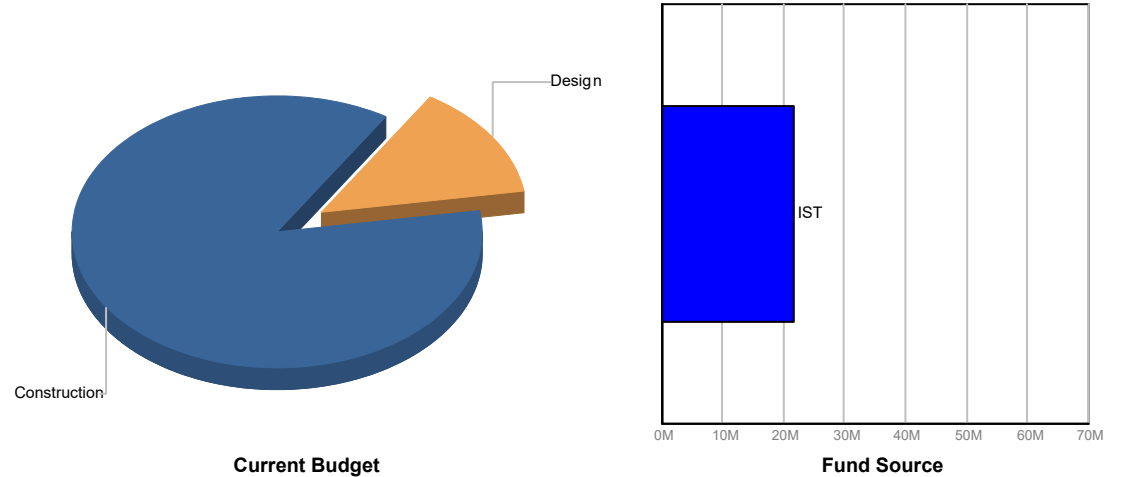
SBE TBD

Local TBD

WBE TBD

MBE TBD

### FUNDING



### FINANCIAL SUMMARY

	Project Budget	Committed	% Committed	Paid To Date
	A	B	C=B/A	D
Design	\$3,000,000	\$802,772	26.76%	\$353,687
Construction	\$18,863,000	\$22,854	0.12%	\$17,329
<b>TOTAL</b>	<b>\$21,863,000</b>	<b>\$825,626</b>	<b>3.78%</b>	<b>\$371,016</b>

### NOTES

The project is funded for design (\$3m) in FY22 and for construction (\$18.863m) in FY27. Design is ongoing (10% complete).



# Monthly Infrastructure Sales Tax Project Report

## Large Cap Projects

Data Date: 8/15/2024

Report Date: 8/31/2024

### DESCRIPTION/TEAM

### SCOPE

### PHOTO

**Project Title:** Seminole Colony east (Okeechobee/Military)  
**Project Number:** 1694  
**BCC District:** 07  
**Delivery Method:** Design CCNA  
**Category:** D04-Drainage Improvements  
**Status:** Design  
**Designer:** Masse Consulting Services  
**Contractor:** TBD  
**Project Manager:** Will Carey

The project will include drainage improvements along Seminole Colony East (Spafford Avenue, Scott Avenue, Indian Road, and Gardenia Street) just north of Okeechobee Boulevard.



### SCHEDULE SUMMARY

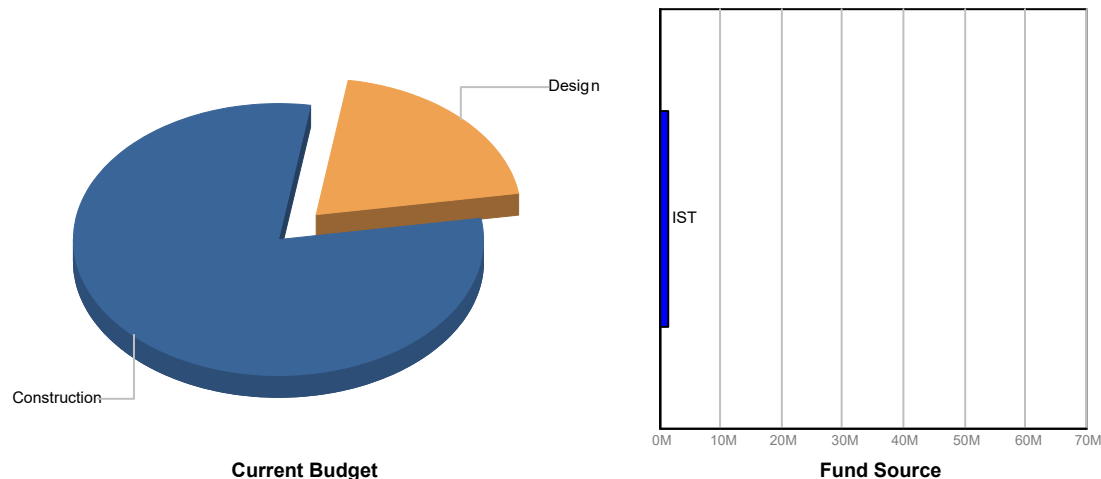
	Original	Actual
Design Start	4/1/2023	4/1/2023
Design Complete	12/1/2024	
Construction Bid Date	3/1/2025	
Construction Start	7/1/2025	
Construction Complete	7/1/2026	

### PARTICIPATION

**Consultant**  
 SBE 94.6%  
 Local 100%  
 WBE 0%  
 MBE 74.5%

**Contractor**  
 SBE TBD  
 Local TBD  
 WBE TBD  
 MBE TBD

### FUNDING



### FINANCIAL SUMMARY

	Project Budget	Committed	% Committed	Paid To Date
	A	B	C=B/A	D
Design	\$300,000	\$296,217	98.74%	\$239,688
Construction	\$1,200,000	\$12,028	1.00%	\$12,028
<b>TOTAL</b>	<b>\$1,500,000</b>	<b>\$308,245</b>	<b>20.55%</b>	<b>\$251,715</b>

### NOTES

Design is ongoing (40% complete). The project is funded for design (\$300k) in FY22 and for construction (\$1.2m) in FY24.



# Monthly Infrastructure Sales Tax Project Report

## Large Cap Projects

Data Date: 8/15/2024

Report Date: 8/31/2024

### DESCRIPTION/TEAM

### SCOPE

### PHOTO

**Project Title:** Seminole Colony west (Okeechobee/Military)  
**Project Number:** 1695  
**BCC District:** 07  
**Delivery Method:** Design CCNA  
**Category:** D04-Drainage Improvements  
**Status:** Design  
**Designer:** Mock Roos  
**Contractor:** TBD  
**Project Manager:** Will Carey

The project will include drainage improvements along Seminole Colony West just north of Okeechobee Boulevard and east of Military Trail. The improvement anticipates piping an existing ditch from the south termini (starting around Schall Rd. and Gardenia St. - if both were extended) to the outfall into the PBCID-EPB-E 11-S Canal.



### SCHEDULE SUMMARY

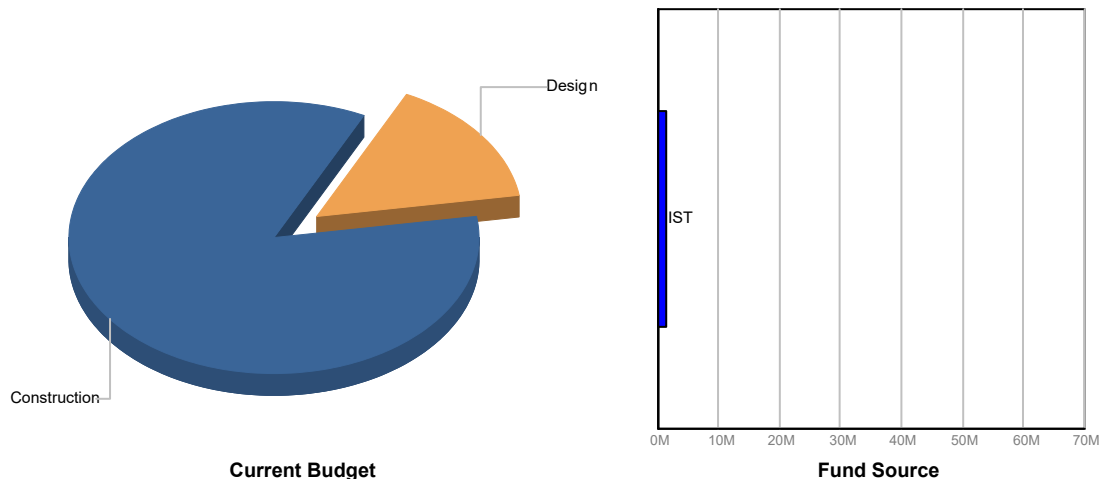
	Original	Actual
Design Start	10/1/2023	9/1/2023
Design Complete	4/1/2025	
Construction Bid Date	8/1/2025	
Construction Start	11/1/2025	
Construction Complete	12/1/2026	

### PARTICIPATION

**Consultant**  
 SBE 23.2%  
 Local 100%  
 WBE 0%  
 MBE 0%

**Contractor**  
 SBE TBD  
 Local TBD  
 WBE TBD  
 MBE TBD

### FUNDING



### FINANCIAL SUMMARY

	Project Budget	Committed	% Committed	Paid To Date
	A	B	C=B/A	D
Design	\$200,000	\$148,985	74.49%	\$39,163
Construction	\$1,100,000	\$2,076	0.19%	\$2,076
<b>TOTAL</b>	<b>\$1,300,000</b>	<b>\$151,062</b>	<b>11.62%</b>	<b>\$41,239</b>

### NOTES

Design is ongoing (5% complete). The project is funded for design (\$200k) in FY22 and for construction (\$1.1m) in FY24.



# Monthly Infrastructure Sales Tax Project Report

## Large Cap Projects

Data Date: 8/15/2024

Report Date: 8/31/2024

### DESCRIPTION/TEAM

### SCOPE

### PHOTO

**Project Title:** Palmetto Park Rd. from Glades Rd. to Crawford Blvd.  
**Project Number:** 1697  
**BCC District:** Multiple  
**Delivery Method:** Annual Construction Contract  
**Category:** R04-Resurfacing  
**Status:** Construction  
**Designer:** N/A  
**Contractor:** Ranger Construction Industries, Inc.  
**Project Manager:** Thomas Coppini

Resurfacing 10 miles (51.8 lane miles) of Palmetto Park Road from Glades Road to Crawford Boulevard (SW 3rd Ave.)  
 FY 2022 IST \$4,800,000.



### SCHEDULE SUMMARY

	Original	Actual
Milling and Pavement Complete	9/1/2022	
ADA (Curb/Cut Ramps) Complete	12/1/2022	
Traffic Striping Complete	12/1/2022	
Traffic Loops Complete	3/1/2023	

### PARTICIPATION

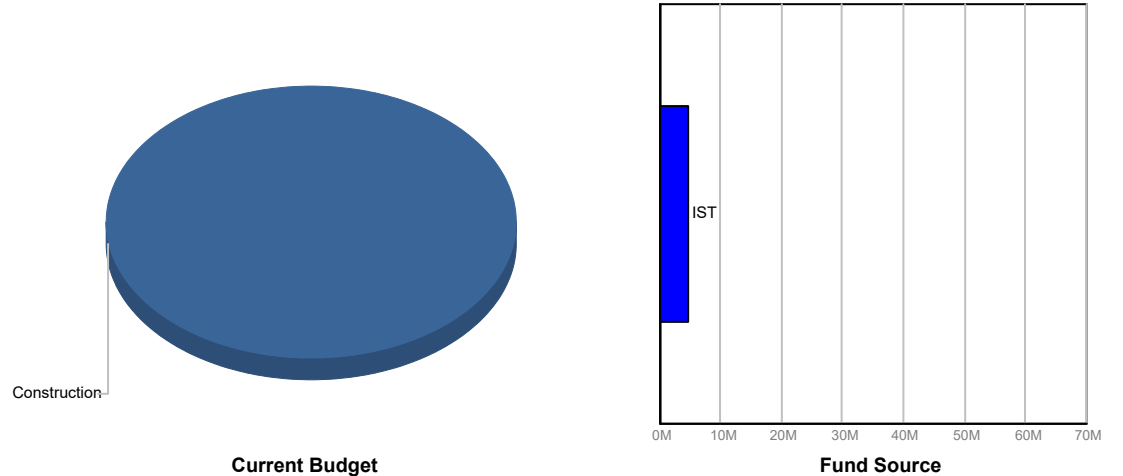
#### Consultant

SBE N/A  
 Local N/A  
 WBE N/A  
 MBE N/A

#### Contractor

SBE 15%  
 Local 100%  
 WBE 0%  
 MBE 0%

### FUNDING



### FINANCIAL SUMMARY

	Project Budget	Committed	% Committed	Paid To Date
	A	B	C=B/A	D
Construction	\$4,800,000	\$4,704,051	98.00%	\$4,139,239
<b>TOTAL</b>	<b>\$4,800,000</b>	<b>\$4,704,051</b>	<b>98.00%</b>	<b>\$4,139,239</b>

### NOTES

All of the resurfacing work west of I-95 is complete. There is an ongoing 5 Yr. Road Program project to replace the bridge over the E-4 (El Rio) Canal (with scheduled completion date in 2024). After completion of the bridge replacement, resurfacing work will continue east of I-95 to Crawford.



# Monthly Infrastructure Sales Tax Project Report

## Large Cap Projects

Data Date: 8/15/2024

Report Date: 8/31/2024

### DESCRIPTION/TEAM

### SCOPE

### PHOTO

**Project Title:** Lake Lytal Aquatic Center Replace Public Aquatic Facility

Project Number: 17218

BCC District: 03

Delivery Method: Construction Management at Risk

Category: A02-Aquatic Facility Repair and Replacement

Status: Design

Designer: Harvard Jolly, Inc.

Contractor: Kauffman Lynn/ Hedrick Brothers

Project Manager: Rich Carlton

The project entails constructing a new multi-phase Aquatic Complex mainly on undeveloped land along Kirk Rd. within Lake Lytal Park. The existing Pool Facility is to be demolished once the new aquatic center is opened to the public. The major components of the new Aquatic Complex will be a 70 Meter competition pool with dive well, a family water play area, 6-lane warm-up pool, flow riders, slides and building amenities such as restrooms, lockers, concession stand.

FY 2017 IST - \$4,000,000  
 FY 2018 IST - \$2,000,000  
 FY 2023 IST - \$6,152,500  
 FY 2024 IST - \$18,393,368



### SCHEDULE SUMMARY

	Original	Actual
Project Start	4/19/2018	4/19/2018
Design Start (Master Plan)	7/10/2018	7/10/2018
Design Start (Aquatic Center)	11/20/2018	5/1/2023
Construction Start	7/1/2019	3/25/2024
Substantial Completion	7/1/2020	
Project Completion	9/1/2020	

### PARTICIPATION

**Consultant**

SBE 30%

Local 100%

WBE N/A

MBE N/A

**Contractor**

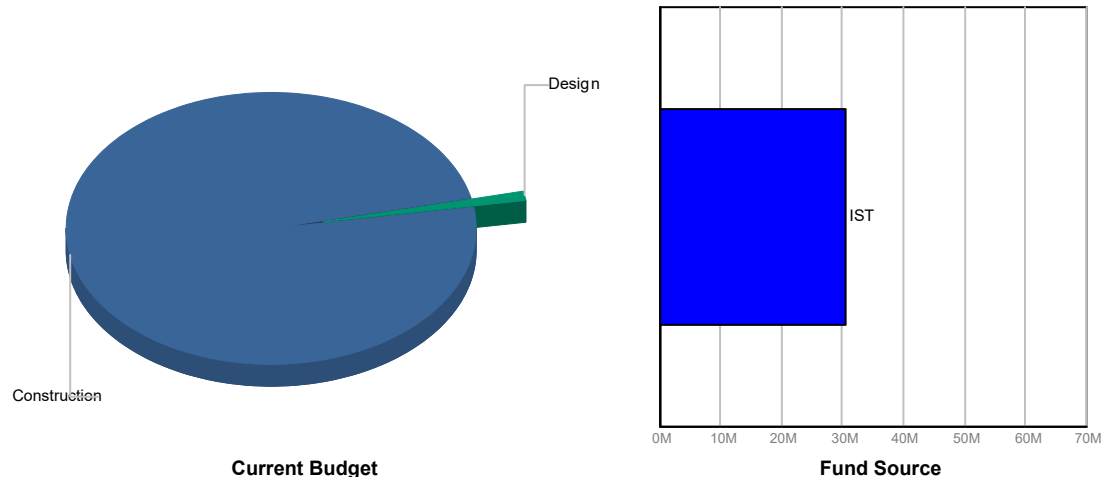
SBE 24.66%

Local N/A

WBE N/A

MBE N/A

### FUNDING



### FINANCIAL SUMMARY

	Project Budget	Committed	% Committed	Paid To Date
	A	B	C=B/A	D
Design	\$346,233	\$485,654	140.27%	\$113,149
Construction	\$30,199,635	\$11,711,564	38.78%	\$5,414,081
Furniture, Fixtures & Equipment	\$0	\$0	0.00%	\$0
Other	\$0	\$37,316	0.00%	\$37,316
Contingency	\$0	\$0	0.00%	\$0
<b>TOTAL</b>	<b>\$30,545,868</b>	<b>\$12,234,534</b>	<b>40.05%</b>	<b>\$5,564,546</b>

### NOTES

Phase 1-Tree Removal & Relocation: Completed. Phase 2- OAC meetings held twice per month. Phase 3 95% CD's completion scheduled for 2/2025.





# Monthly Infrastructure Sales Tax Project Report

## Large Cap Projects

Data Date: 8/15/2024

Report Date: 8/31/2024

### DESCRIPTION/TEAM

### SCOPE

### PHOTO

**Project Title:** East Ocean Ave. (C-812) over Hypoluxo Island Lagoon (934347)  
**Project Number:** 1728  
**BCC District:** 04  
**Delivery Method:** Design CCNA  
**Category:** B04-Bridge Modifications  
**Status:** Design  
**Designer:** Scalar  
**Contractor:** TBD  
**Project Manager:** Kristine Frazelle-Smith

This project will replace an existing bridge that was built over 35 years ago. The project will improve traffic safety (lane widths, bike lanes, sidewalks, etc.) and improve drainage and embankment/slope protection.



### SCHEDULE SUMMARY

	Original	Actual
Project Start	9/1/2023	9/1/2023
Consultant Procurement Finish	1/23/2024	1/23/2024
Design Start	2/1/2024	2/1/2024
Design Complete	6/1/2026	
Permit Application	4/1/2025	
Permit Issued	6/1/2026	
Construction Start	12/1/2026	
Construction Complete	2/1/2028	

### PARTICIPATION

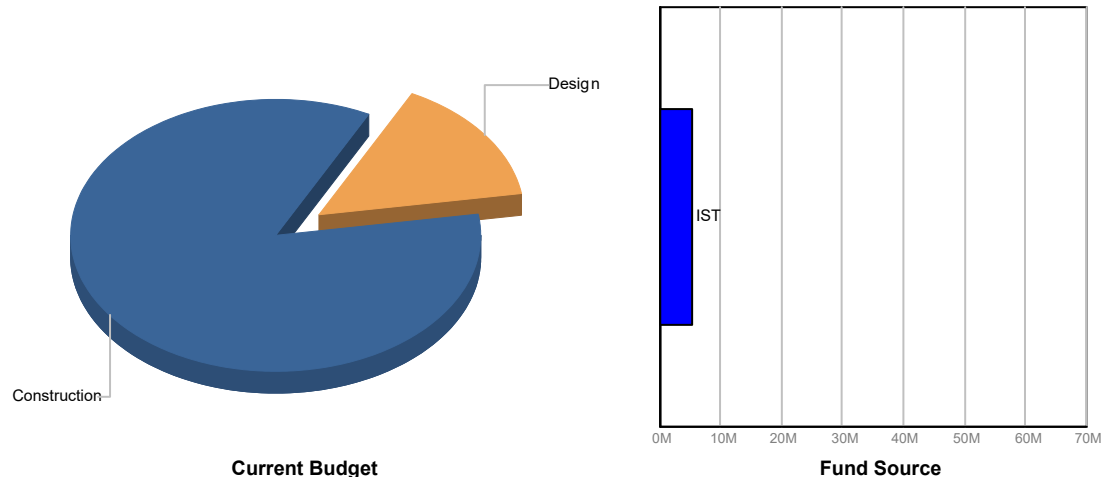
**Consultant**

- SBE 12.4%
- Local 100%
- WBE 0%
- MBE 0%

**Contractor**

- SBE TBD
- Local TBD
- WBE TBD
- MBE TBD

### FUNDING



### FINANCIAL SUMMARY

	Project Budget	Committed	% Committed	Paid To Date
	A	B	C=B/A	D
Design	\$800,000	\$0	0.00%	\$0
Construction	\$4,582,000	\$477,114	10.41%	\$6,841
<b>TOTAL</b>	<b>\$5,382,000</b>	<b>\$477,114</b>	<b>8.86%</b>	<b>\$6,841</b>

### NOTES

The project is funded for design (\$800k) in FY23 and for construction (\$4.582m) in FY26. Design is ongoing (5% complete).



# Monthly Infrastructure Sales Tax Project Report

## Large Cap Projects

Data Date: 8/15/2024

Report Date: 8/31/2024

### DESCRIPTION/TEAM

**Project Title:** Duda Rd. over SFWMD Lat. 14 Canal (Hillsboro Canal) (934519)  
**Project Number:** 1729  
**BCC District:** 06  
**Delivery Method:** Design CCNA  
**Category:** B08-Bridge Replacements  
**Status:** Design  
**Designer:** R.J. Behar  
**Contractor:** TBD  
**Project Manager:** Carlos Bojorge

### SCOPE

This project will replace an existing bridge that was built over 70 years ago. The project will improve traffic safety (lane widths, sidewalks, etc.) and improve embankment/slope protection.

### PHOTO



### SCHEDULE SUMMARY

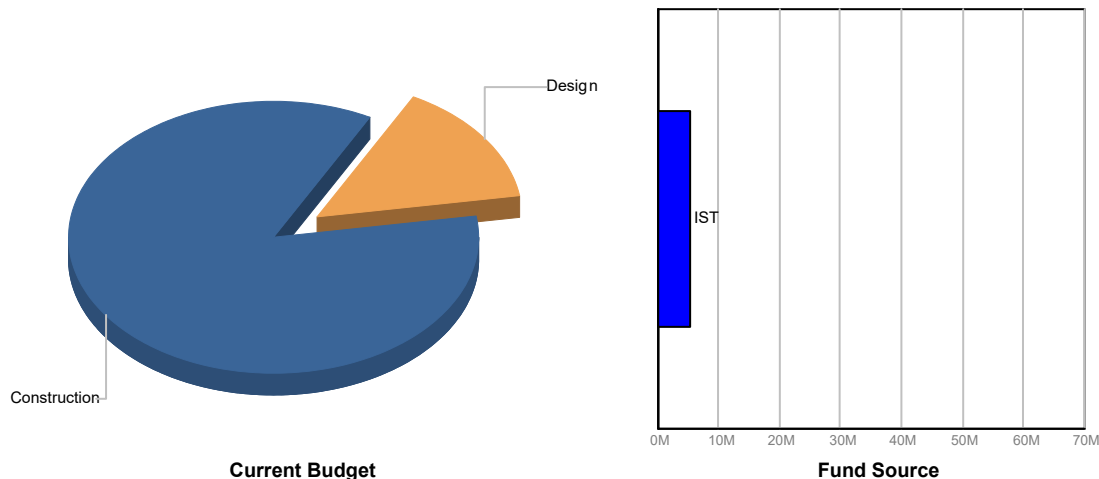
	Original	Actual
Project Start	11/1/2022	11/1/2022
Consultant Procurement Finish	4/1/2024	4/1/2024
Design Start	6/11/2024	6/11/2024
Design Complete	12/1/2026	
Permit Application	12/1/2025	
Permit Issued	12/1/2026	
Construction Start	6/1/2027	
Construction Complete	4/1/2029	

### PARTICIPATION

**Consultant**  
 SBE 23%  
 Local 100%  
 WBE 23%  
 MBE 0%

**Contractor**  
 SBE TBD  
 Local TBD  
 WBE TBD  
 MBE TBD

### FUNDING



### FINANCIAL SUMMARY

	Project Budget	Committed	% Committed	Paid To Date
	A	B	C=B/A	D
Design	\$800,000	\$0	0.00%	\$0
Construction	\$4,667,000	\$484,733	10.39%	\$7,209
<b>TOTAL</b>	<b>\$5,467,000</b>	<b>\$484,733</b>	<b>8.87%</b>	<b>\$7,209</b>

### NOTES

The project is funded for design (\$800k) in FY23 and for construction (\$4.667m) in FY27. Design is ongoing (0% complete).



# Monthly Infrastructure Sales Tax Project Report

## Large Cap Projects

Data Date: 8/15/2024

Report Date: 8/31/2024

### DESCRIPTION/TEAM

### SCOPE

### PHOTO

**Project Title:** Lantana Rd. from Hagen Ranch Rd. to I-95  
**Project Number:** 1731  
**BCC District:** Multiple  
**Delivery Method:** Annual Construction Contract  
**Category:** R04-Resurfacing  
**Status:** Design  
**Designer:** Mock, Roos & Associates  
**Contractor:** TBD  
**Project Manager:** Chase Miller

Resurfacing 5.5 miles (33 lane miles) of Lantana Road from Hagen Ranch Road to I-95. The road exhibits deteriorating surface conditions caused by issues with the underground closed drainage system.

FY2022 IST \$3,280,000



### SCHEDULE SUMMARY

	Original	Actual
Drainage Repairs Complete	12/1/2024	
Milling and Pavement Complete	6/1/2025	
ADA (Curb/Cut Ramps) Complete	9/1/2025	
Traffic Striping Complete	8/1/2025	
Traffic Loops Complete	12/1/2025	

### PARTICIPATION

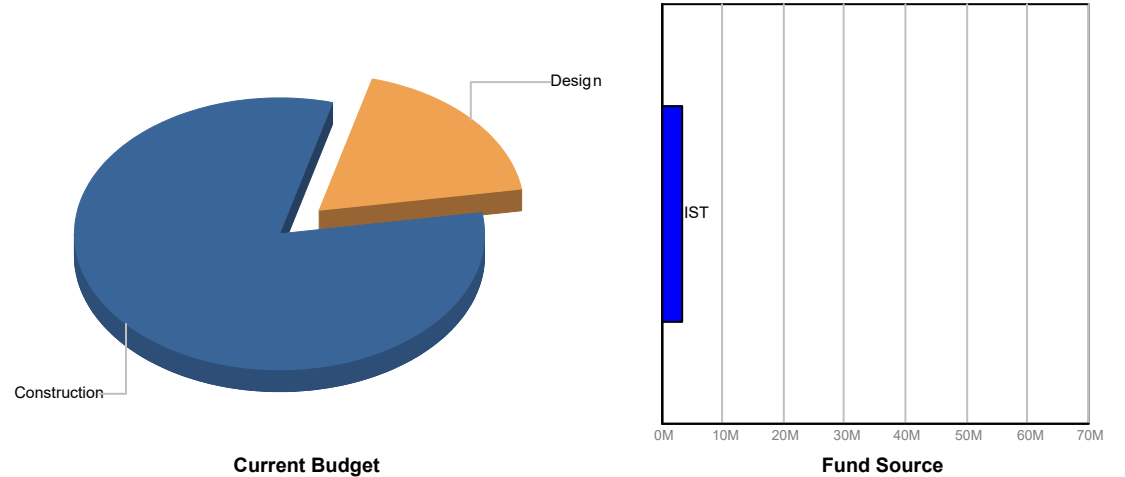
#### Consultant

SBE 0%  
 Local 100%  
 WBE 0%  
 MBE 0%

#### Contractor

SBE 15%  
 Local 100%  
 WBE TBD  
 MBE TBD

### FUNDING



### FINANCIAL SUMMARY

	Project Budget	Committed	% Committed	Paid To Date
	A	B	C=B/A	D
Design	\$600,000	\$0	0.00%	\$0
Construction	\$2,680,000	\$6,070	0.23%	\$6,070
<b>TOTAL</b>	<b>\$3,280,000</b>	<b>\$6,070</b>	<b>0.19%</b>	<b>\$6,070</b>

### NOTES

Drainage infrastructure study underway to determine scope of drainage repairs. Outstanding work includes drainage repairs, milling and paving, updating ADA ramps, restriping the road, and replacing traffic loops.



# Monthly Infrastructure Sales Tax Project Report

## Large Cap Projects

Data Date: 8/15/2024

Report Date: 8/31/2024

### DESCRIPTION/TEAM

### SCOPE

### PHOTO

**Project Title:** Countywide Street Lighting FY23 (frmly Lyons Rd (Lantana to Boynton Bch Blvd))

Project Number: 1760

BCC District: CW

Delivery Method: Florida Power and Light

Category: S14-Street Lighting

Status: Construction

Designer: Florida Power & Light

Contractor: Florida Power & Light

Project Manager: May Cheng

These projects will replace the high pressure sodium street lights with LED lights. Many of the street lights along County roads are owned and maintained by Florida Power and Light (FPL) with the County paying all the operation and maintenance costs (including power). FPL will be responsible for the final design and installation to convert the street lighting to the newer LED technology, and the County will reimburse FPL all applicable conversion costs. The result will provide a cost savings, better quality illumination, and a more desirable environmental light source.



### SCHEDULE SUMMARY

### PARTICIPATION

### FUNDING

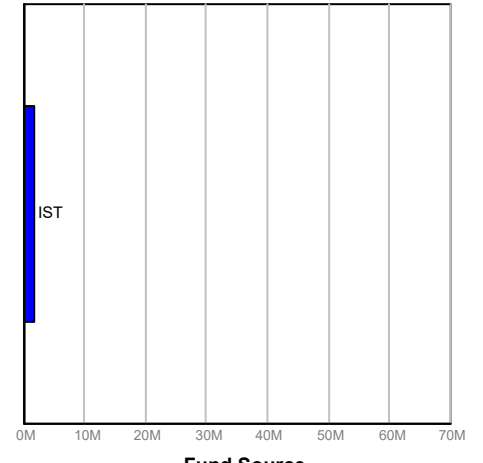
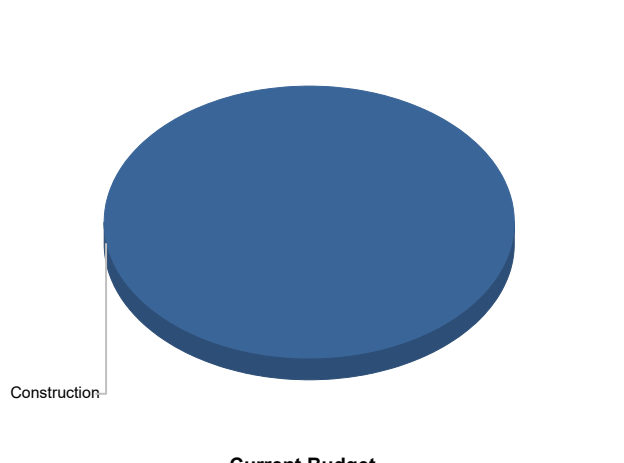
	Original	Actual
Gateway/Lawrence to Savannah Lakes		
Gun Club/Kirk to Congress		
Military/Camino Real to SW 18th		
Lawrence/Gateway to Boynton Beach		
Lake Worth/Wellington City Limits to SR 7		
Lawrence/Hypoluxo to Miner		
Jog/Hypoluxo to Joe de Long		
Hagen Ranch/Boynton Beach to W. Atlan		
Clint Moore/SR 7 to Turpike		
Hypoluxo/SR 7 to Hagen Ranch		
Okeechobee/SR 7 to Turpike		
Jog/Woolbright to Lake Ida		
Military/Waditika Wy to Okeechobee		

**Consultant**

SBE	N/A
Local	N/A
WBE	N/A
MBE	N/A

**Contractor**

SBE	N/A
Local	N/A
WBE	N/A
MBE	N/A



### FINANCIAL SUMMARY

### NOTES

	Project Budget	Committed	% Committed	Paid To Date
	A	B	C=B/A	D
Construction	\$1,830,000	\$0	0.00%	\$0
<b>TOTAL</b>	<b>\$1,830,000</b>	<b>\$0</b>	<b>0.00%</b>	<b>\$0</b>

There are 15 street lighting projects (road segments) funded (\$1,830,000) for conversion in FY 2023.




# Monthly Infrastructure Sales Tax Project Report

## Large Cap Projects

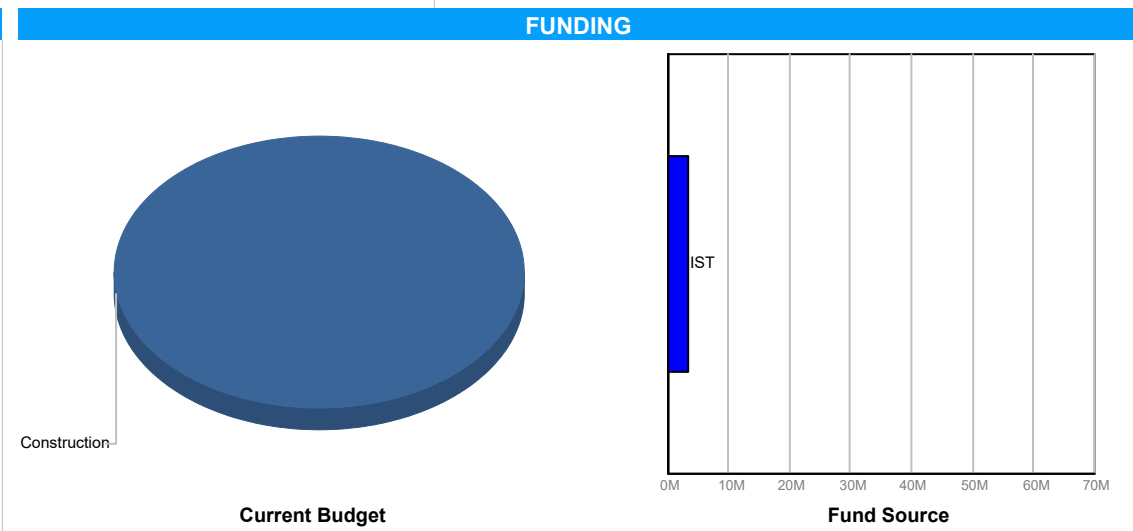
Data Date: 8/15/2024

Report Date: 8/31/2024

DESCRIPTION/TEAM	SCOPE	PHOTO
<p><b>Project Title:</b> Congress Ave. from Clint Moore Rd. to Lake Ida Rd.</p> <p>Project Number: 1779</p> <p>BCC District: Multiple</p> <p>Delivery Method:</p> <p>Category: R04-Resurfacing</p> <p>Status: Construction</p> <p>Designer: N/A</p> <p>Contractor: Ranger</p> <p>Project Manager: Chase Miller</p>	<p>Resurfacing 4.7 miles (28.2 lane miles) of Congress Avenue from Clint Moore Road to Lake Ida Road.</p> <p>IST FY2024 \$3,300,000.00</p>	

SCHEDULE SUMMARY		
	Original	Actual
Milling and Pavement Complete	12/1/2024	
ADA (Curb/Cut Ramps) Complete	3/1/2025	
Traffic Striping Complete	2/1/2025	
Traffic Loops Complete	6/1/2025	

PARTICIPATION	
<b>Consultant</b>	
SBE	N/A
Local	N/A
WBE	N/A
MBE	N/A
<b>Contractor</b>	
SBE	15%
Local	100%
WBE	0%
MBE	0%



FINANCIAL SUMMARY				
	Project Budget	Committed	% Committed	Paid To Date
	A	B	C=B/A	D
Construction	\$3,300,000	\$5,892	0.18%	\$5,892
<b>TOTAL</b>	<b>\$3,300,000</b>	<b>\$5,892</b>	<b>0.18%</b>	<b>\$5,892</b>

**NOTES**

Outstanding work includes milling and paving, updating ADA ramps, restriping the road, and replacing traffic loops.




# Monthly Infrastructure Sales Tax Project Report

## Large Cap Projects

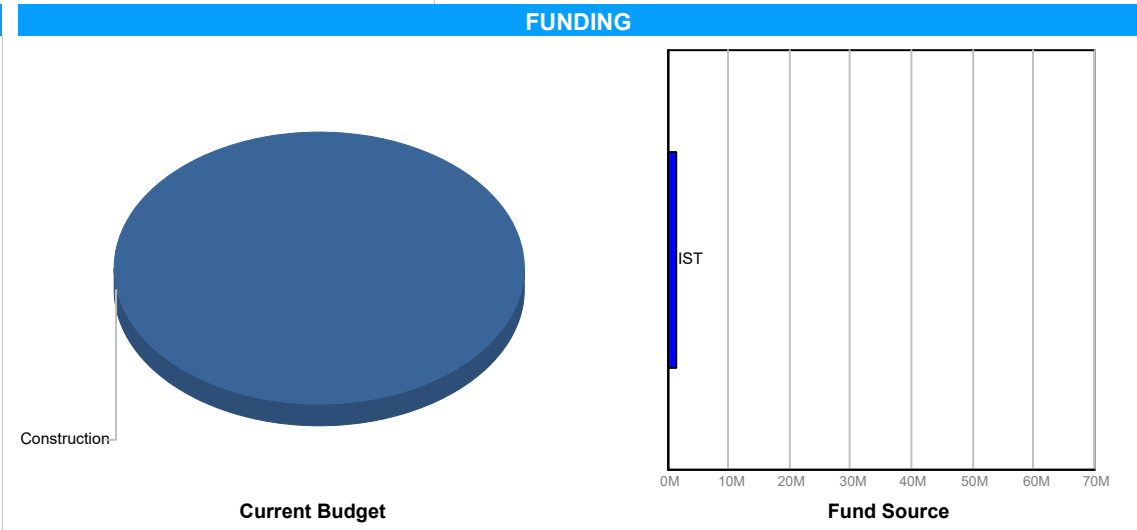
Data Date: 8/15/2024

Report Date: 8/31/2024

DESCRIPTION/TEAM	SCOPE	PHOTO
<p><b>Project Title:</b> S.W. 18th St. from Boca Rio Rd. to Military Trail</p> <p>Project Number: 1782</p> <p>BCC District: 04</p> <p>Delivery Method: Annual Construction Contract</p> <p>Category: R04-Resurfacing</p> <p>Status: Construction</p> <p>Designer: N/A</p> <p>Contractor: Ranger</p> <p>Project Manager: Chase Miller</p>	<p>Resurfacing 2.5 miles (10.8 lane miles) of SW 18th Street from Boca Rio Road to Military Trail.</p> <p>IST FY2024 \$1,300,000.00</p>	

SCHEDULE SUMMARY		
	Original	Actual
Milling and Pavement Complete	10/1/2025	
ADA (Curb/Cut Ramps) Complete	2/1/2026	
Traffic Striping Complete	12/1/2025	
Traffic Loops Complete	4/1/2026	

PARTICIPATION	
<b>Consultant</b>	
SBE	N/A
Local	N/A
WBE	N/A
MBE	N/A
<b>Contractor</b>	
SBE	15%
Local	100%
WBE	0%
MBE	0%



FINANCIAL SUMMARY				
	Project Budget	Committed	% Committed	Paid To Date
	A	B	C=B/A	D
Construction	\$1,300,000	\$1,185,075	91.16%	\$51,075
<b>TOTAL</b>	<b>\$1,300,000</b>	<b>\$1,185,075</b>	<b>91.16%</b>	<b>\$51,075</b>

**NOTES**

Outstanding work includes milling and paving, updating ADA ramps, restriping the road, and replacing traffic loops.



# Monthly Infrastructure Sales Tax Project Report

## Large Cap Projects

Data Date: 8/15/2024

Report Date: 8/31/2024

### DESCRIPTION/TEAM

### SCOPE

### PHOTO

**Project Title:** Courthouse Buildout and Renovations

Project Number: B592  
 BCC District: CW  
 Delivery Method: CMAR  
 Category: J02-Judicial  
 Status: Design  
 Designer: Leo A. Daly  
 Contractor: The Weitz Company LLC  
 Project Manager: Rich Avery

Improvement of approximately 100,000 square feet of unfinished interior space upon floors one, seven and eight of the Judge Daniel T.K. Hurley Courthouse in downtown West Palm Beach, as well as other incidental interior improvements. All improvements will implement the Palm Beach County Judicial Facilities Master Plan Update.  
 IST funding consists of:  
 \$8,000,000 in FY 2022,  
 \$24,500,000 in FY 2023  
 \$35,136,943 in FY 2024,  
 \$3,000,000 Impact Fees  
 Total of \$70,636,943.



### SCHEDULE SUMMARY

	Original	Actual
Design Contract Issued	6/7/2022	6/7/2022
Design Commencement	6/17/2022	6/17/2022
Design Completion 1st, 7th, & 8th floors	5/18/2023	

### PARTICIPATION

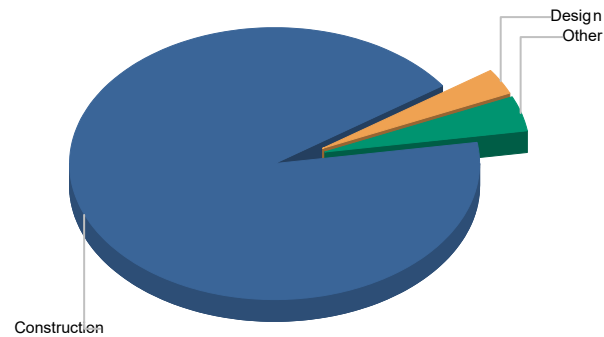
#### Consultant

SBE 25%  
 Local 100%  
 WBE 100%  
 MBE 100%

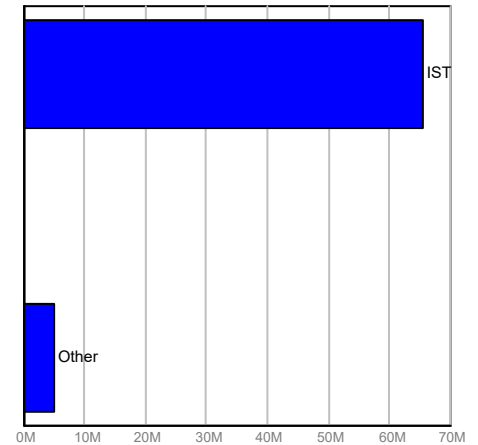
#### Contractor

SBE TBD  
 Local TBD  
 WBE TBD  
 MBE TBD

### FUNDING



Current Budget



Fund Source

### FINANCIAL SUMMARY

	Project Budget	Committed	% Committed	Paid To Date
	A	B	C=B/A	D
Design	\$2,026,992	\$2,088,213	103.02%	\$426,598
Construction	\$65,609,951	\$2,922,532	4.45%	\$666,233
Other	\$3,000,000	\$143,484	4.78%	\$12,773
<b>TOTAL</b>	<b>\$70,636,943</b>	<b>\$5,154,229</b>	<b>7.30%</b>	<b>\$1,105,604</b>

### NOTES

Schematic design for the 1st-floor shell space was partially paused; however, direction has been provided, and revised programming is being developed. Once programming has been completed, the schematic design process will recommence. Design development for the 7th and 8th floors is ongoing. 50% of the DD drawings have been issued for review. A review of courtroom mockups has been conducted, with comments provided to the AE for design revisions.




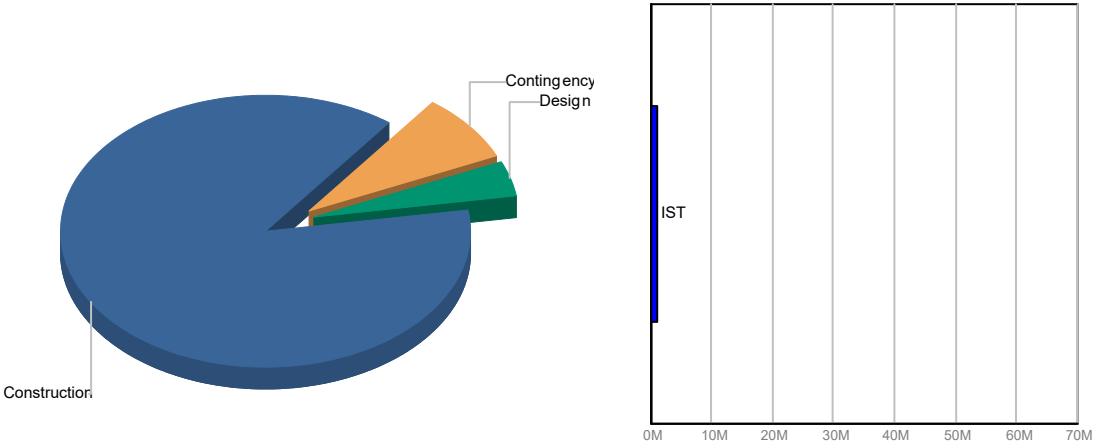
# Monthly Infrastructure Sales Tax Project Report

## Large Cap Projects

Data Date: 8/15/2024

Report Date: 8/31/2024

DESCRIPTION/TEAM	SCOPE	PHOTO
<p><b>Project Title:</b> Lake Worth West Substation</p> <p>Project Number: B607            BCC District: Multiple            Delivery Method: Construction Manager at Risk            Category: S06-Sheriff - FDO            Status: Construction            Designer: Ohlson Lavoie Collaborative            Contractor: D Stephenson            Project Manager: Sunil Jagoo</p>	<p>Provide dedicated office(s) within the HRC2 building (project-19220) for PBSO field personnel's use. Additional interior improvements include a multipurpose room for PBSO training purposes and HRC/community programming, as well as restrooms, circulation area, and other incidental improvements.</p> <p>FY 2019 IST \$1,213,460</p>	

SCHEDULE SUMMARY	PARTICIPATION	FUNDING				
<table border="1"> <thead> <tr> <th>Original</th> <th>Actual</th> </tr> </thead> <tbody> <tr> <td colspan="2">Please Refer to Central County Resource</td> </tr> </tbody> </table>	Original	Actual	Please Refer to Central County Resource		<p><b>Consultant</b></p> <p>SBE TBD            Local TBD            WBE TBD            MBE TBD</p> <p><b>Contractor</b></p> <p>SBE TBD            Local TBD            WBE TBD            MBE TBD</p>	 <p><b>Current Budget</b></p> <p><b>Fund Source</b></p>
Original	Actual					
Please Refer to Central County Resource						

FINANCIAL SUMMARY				
	Project Budget	Committed	% Committed	Paid To Date
	A	B	C=B/A	D
Design	\$50,000	\$2,227	4.45%	\$2,227
Construction	\$1,063,460	\$1,085,373	102.06%	\$1,085,374
Contingency	\$100,000	\$0	0.00%	\$0
<b>TOTAL</b>	<b>\$1,213,460</b>	<b>\$1,087,601</b>	<b>89.63%</b>	<b>\$1,087,601</b>

**NOTES**

Please refer to the Central County Resource Center report for current status and material project updates.





# Monthly Infrastructure Sales Tax Project Report

## Large Cap Projects

Data Date: 8/15/2024

Report Date: 8/31/2024

### DESCRIPTION/TEAM

### SCOPE

### PHOTO

**Project Title:** PBSO District 1 Substation and Marine Unit  
**Project Number:** B665  
**BCC District:** 02  
**Delivery Method:** CMAR  
**Category:** S06-Sheriff - FDO  
**Status:** Construction  
**Designer:** Song & Associates  
**Contractor:** Kaufman Lynn  
**Project Manager:** Henry Madriz

Construction of an approximately 28,000 square foot facility and site improvements to accommodate the relocation of PBSO District 1 from PBSO Headquarters as well as the relocation of the PBSO Marine Unit from the County's Cherry Road Complex property. The subject site is approximately 5.75 acres and located on the west side of Jog Road approximately 1,000 feet south of Belvedere Road.  
**Funding Sources:** IST\$1,000,000,Ad-valorem \$2,076,000, and Impact Fees \$ 22,516,895



### SCHEDULE SUMMARY

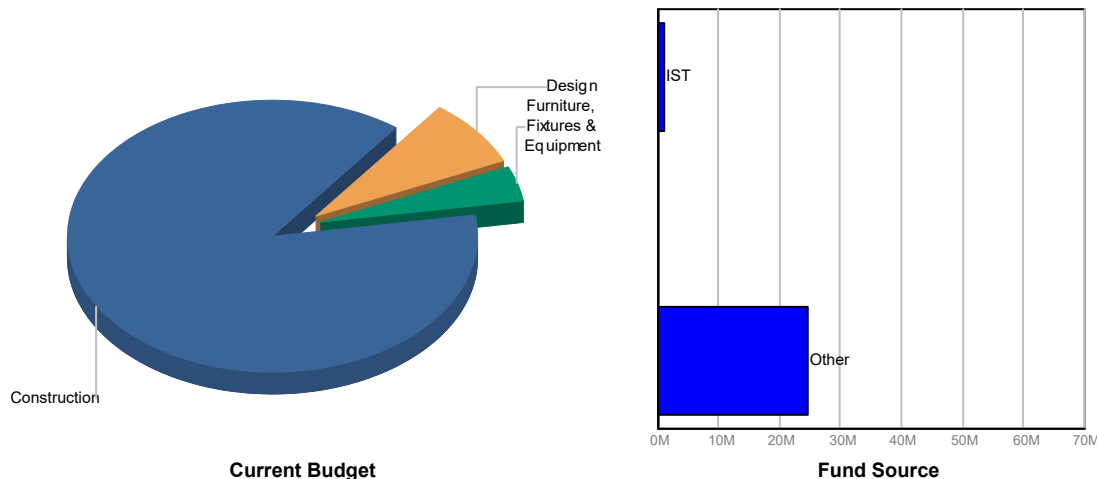
	Original	Actual
Submit DRO Application	8/3/2020	8/3/2020
Submit for Permits	3/18/2022	5/6/2022
Construction Complete	10/31/2023	
PBSO Turn Over		

### PARTICIPATION

**Consultant**  
 SBE 77.4%  
 Local 100%  
 WBE 77.4%  
 MBE 77.4%

**Contractor**  
 SBE 27.06%  
 Local 100%  
 WBE 0%  
 MBE 6.40%

### FUNDING



### FINANCIAL SUMMARY

	Project Budget	Committed	% Committed	Paid To Date
	A	B	C=B/A	D
Design	\$2,076,000	\$884,123	42.59%	\$46,175
Construction	\$22,440,895	\$21,896,872	97.58%	\$998,149
Furniture, Fixtures & Equipment	\$1,076,000	\$0	0.00%	\$0
<b>TOTAL</b>	<b>\$25,592,895</b>	<b>\$22,780,995</b>	<b>89.01%</b>	<b>\$1,044,324</b>

### NOTES

Construction is 62% complete by the overall contract value. The roof system, including gutters and downspouts, is completed. Exterior paint is 85% complete. Interior framing, drywall, and finishing are 90% complete. The interior paint is 25% complete. MEP rough-in is 85% complete.



# Monthly Infrastructure Sales Tax Project Report

## Large Cap Projects

Data Date: 8/15/2024

Report Date: 8/31/2024

### DESCRIPTION/TEAM

### SCOPE

### PHOTO

**Project Title:** Gramercy Park Expansion

Gramercy: Construction of a +/- 11,000 sq. ft. neighborhood center and passive park for underserved Countywide Community Revitalization Team (CCRT) areas.



Project Number: P945  
 BCC District: 07  
 Delivery Method: Annual Contract  
 Category: E02-Existing Park Redevelopment or Expansion  
 Status: Construction  
 Designer: Colome' & Associates, Inc.  
 Contractor: Hatcher Construction & Development  
 Project Manager: Brian Smith

FY 2024 IST: \$4,000,000  
 Other funding is captured in another report, T004.

### SCHEDULE SUMMARY

	Original	Actual
Construction NTP Issued	1/30/2024	1/30/2024
Construction Commencement	2/5/2024	2/5/2024
Permits Issued	1/24/2024	1/24/2024
Ground Breaking Ceremony	3/14/2024	3/14/2024
Project Completion	3/3/2025	

### PARTICIPATION

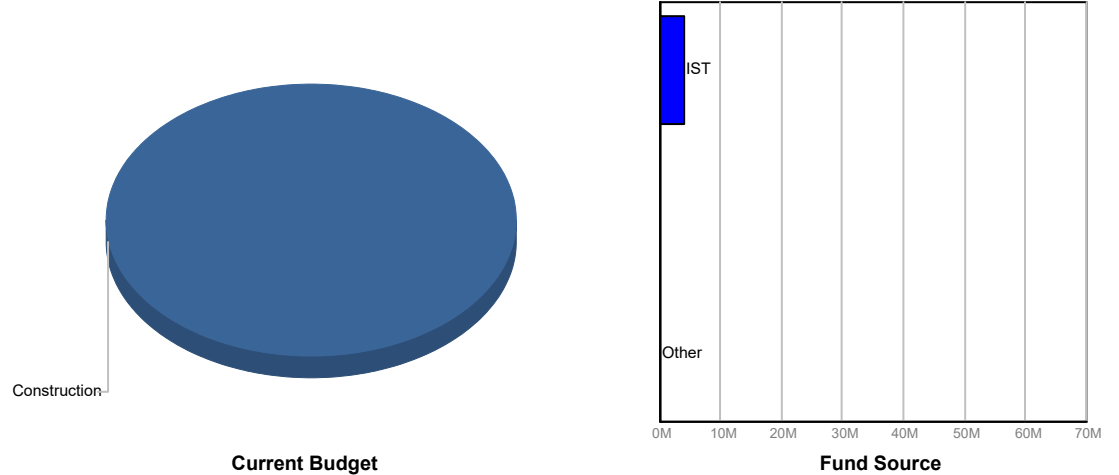
#### Consultant

SBE 88.63%  
 Local 100%  
 WBE 6.27%  
 MBE 0%

#### Contractor

SBE N/A  
 Local N/A  
 WBE N/A  
 MBE N/A

### FUNDING



### FINANCIAL SUMMARY

	Project Budget	Committed	% Committed	Paid To Date
	A	B	C=B/A	D
Design	\$0	\$0	0.00%	\$0
Construction	\$4,000,000	\$2,698,240	67.46%	\$1,232
<b>TOTAL</b>	<b>\$4,000,000</b>	<b>\$2,698,240</b>	<b>67.46%</b>	<b>\$1,232</b>

### NOTES

Construction commenced on 2/5/2024 and is ongoing. Foundations, concrete slab on grade, stem walls, underground electrical, HVAC, and plumbing complete. North end of site clearing and grading, masonry exterior and interior walls in process. OAC meetings are held on the first and third Thursdays of each month. The project is currently scheduled for completion in Spring 2025.



# Monthly Infrastructure Sales Tax Project Report

## Large Cap Projects

Data Date: 8/15/2024

Report Date: 8/31/2024

### DESCRIPTION/TEAM

### SCOPE

### PHOTO

**Project Title:** Housing Units for Homeless, Extremely Low Income, & Low Income  
**Project Number:** Q001  
**BCC District:** CW  
**Delivery Method:** TBD  
**Category:** H02-Housing  
**Status:** Varies  
**Designer:** Varies  
**Contractor:** Varies  
**Project Manager:** Varies

This project involves the delivery of housing units for use as temporary or longer term affordable housing for homeless and special populations.  
  
 This Project is funded in:  
 FY 2017 - FY 2026 for \$2,550,000 each year for a total of \$25,500,000.



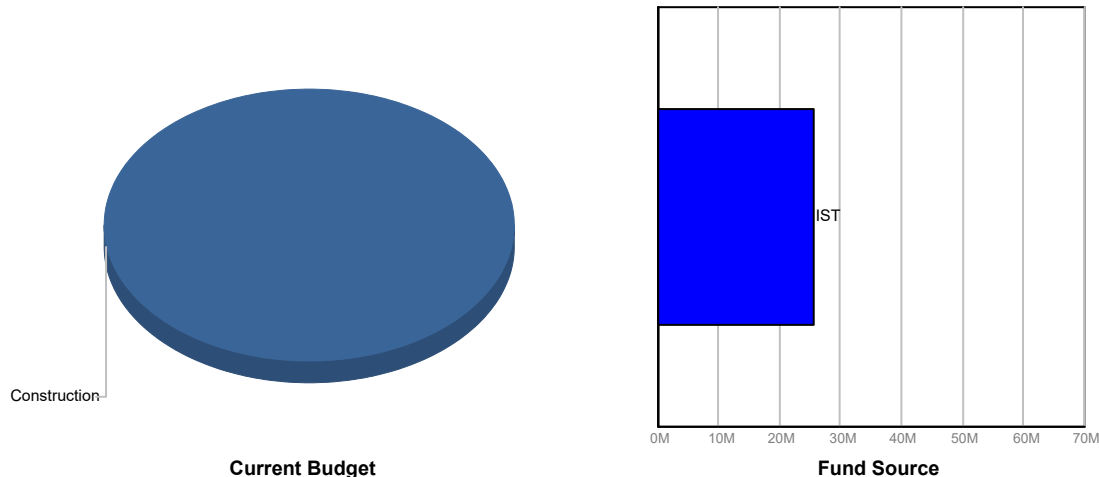
### SCHEDULE SUMMARY

	Original	Actual
Project Start	9/1/2017	9/1/2017
Project Completion		

### PARTICIPATION

- Consultant**
- SBE VARIES
  - Local VARIES
  - WBE VARIES
  - MBE VARIES
- Contractor**
- SBE VARIES
  - Local VARIES
  - WBE VARIES
  - MBE VARIES

### FUNDING



### FINANCIAL SUMMARY

	Project Budget	Committed	% Committed	Paid To Date
	A	B	C=B/A	D
Design	\$0	\$15,459	0.00%	\$15,459
Construction	\$25,500,000	\$9,138,480	35.84%	\$4,545,688
Furniture, Fixtures & Equipment	\$0	\$0	0.00%	\$0
Other	\$0	\$50,674	0.00%	\$50,674
Contingency	\$0	\$0	0.00%	\$0
<b>TOTAL</b>	<b>\$25,500,000</b>	<b>\$9,204,613</b>	<b>36.10%</b>	<b>\$4,611,821</b>

### NOTES

This Project will fund multiple projects over a 10-year period per the direction provided by BCC on September 26, 2017, and February 26, 2019. The Cottage Homes pilot project by the WPB Housing Authority (\$6,073,458.06) broke ground on January 19, 2023 and construction is projected to continue thru November 2024. The BCC approved an allocation of \$1M toward the renovation of a non-congregate shelter in Pahokee on Sept. 15, 2020 (\$621,000 expended). A \$2.5M allocation to the Belle Glade Housing Authority for the improvement of 534 housing units in Belle Glade was approved by the BCC on November 1, 2022 and work is ongoing.



# Monthly Infrastructure Sales Tax Project Report

## Large Cap Projects

Data Date: 8/15/2024

Report Date: 8/31/2024

### DESCRIPTION/TEAM

### SCOPE

### PHOTO

**Project Title:** Countywide ADA Renovations

Project Number: Q002  
 BCC District: CW  
 Delivery Method: Annual Contract  
 Category: G02-General Government Facilities  
 Status: Varies  
 Designer: Varies  
 Contractor: Varies  
 Project Manager: Varies

Renovate multiple public facility restrooms to meet ADA requirements. The following locations are planned for renovation:  
 Delray Health Clinic ADA Restrooms @ \$250K FY2017  
 Lantana Health Clinic ADA Restrooms @ \$275K FY2022  
 Lantana Health Clinic ADA Service Counter @ \$16K FY2022  
 Jupiter Health Clinic ADA Restrooms @ \$64K FY2022  
 West County Administration Building (aka Glades Office Building) ADA Improvements @ \$245K FY2022 and \$450K FY2023

This Project is funded in:  
 FY 2017 \$250,000 FY 2024 \$1,009,758  
 FY 2022 \$600,000 FY 2025 \$539,000  
 FY 2023 \$450,000



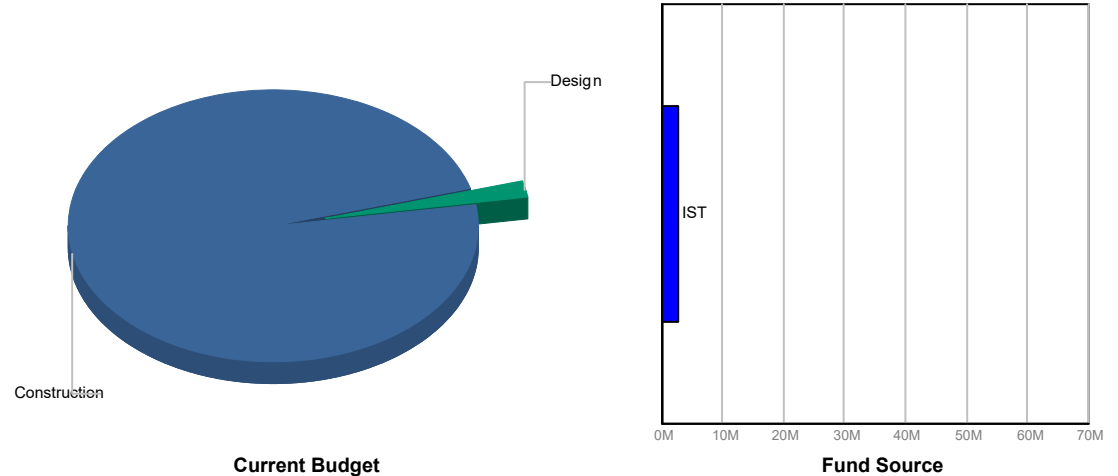
### SCHEDULE SUMMARY

	Original	Actual
Delray Health Start	7/27/2017	7/27/2017
Delray Health Finish	12/21/2018	10/24/2022
Lantana Health Start	7/7/2017	7/7/2017
Lantana Health Finish	4/8/2018	
Lantana Health (Counters) Start	11/24/2020	11/24/2020
Lantana Health (Counters) Finish		
Jupiter Health Start	12/22/2020	12/22/2020
Jupiter Health Finish		
West County Admin Start	6/22/2022	6/1/2023
West County Admin Finish		

### PARTICIPATION

- Consultant**
- SBE Varies
  - Local Varies
  - WBE Varies
  - MBE Varies
- Contractor**
- SBE Varies
  - Local Varies
  - WBE Varies
  - MBE Varies

### FUNDING



### FINANCIAL SUMMARY

	Project Budget	Committed	% Committed	Paid To Date
	A	B	C=B/A	D
Design	\$52,353	\$284,773	543.95%	\$263,289
Construction	\$2,796,405	\$806,557	28.84%	\$714,238
Furniture, Fixtures & Equipment	\$0	\$0	0.00%	\$0
Other	\$0	\$1,339	0.00%	\$1,339
Contingency	\$0	\$0	0.00%	\$0
<b>TOTAL</b>	<b>\$2,848,758</b>	<b>\$1,092,668</b>	<b>38.36%</b>	<b>\$978,865</b>

### NOTES

Delray Health: Closed. Lantana Health: Project completed. Final reconciliation change order underway.  
 Jupiter Health: Final inspection failed. Drawings included a fire alarm system, which was not in SOW. New drawings received and submitted for permit. Final inspection TBD. West County Administration Building: CID met with the ISP and consultant on 8/28/24 to discuss programming comments. CID is moving forward to Design and Development drawings for the 1st floor, TCO area. CID has asked the consultant to redesign the Commissioner's area and address comments from Victim Services for the 2nd floor. CID is awaiting comments from the SOE.




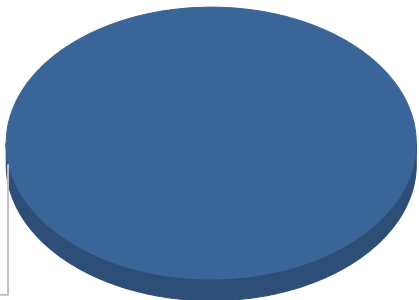
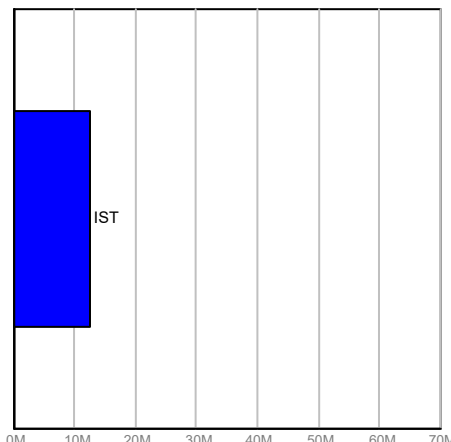
# Monthly Infrastructure Sales Tax Project Report

## Large Cap Projects

Data Date: 8/15/2024

Report Date: 8/31/2024

DESCRIPTION/TEAM	SCOPE	PHOTO
<p><b>Project Title: Vehicle Replacement</b></p> <p>Project Number: Q007            BCC District: Multiple            Delivery Method: Direct Purchase            Category: S04-Sheriff            Status: Construction            Designer: N/A            Contractor: N/A            Project Manager: Isami Ayala-Collazo</p>	<p>This project funds the replacement of PBSO public safety vehicles and related equipment (other than radios), tools and/or services.</p> <p>FY 18 Funds: \$3,650,513            FY 19 Funds: \$3,650,513            FY 20 Funds: \$3,650,514            FY 24 Funds: \$1,669,963</p>	

SCHEDULE SUMMARY	PARTICIPATION	FUNDING									
<table border="1"> <thead> <tr> <th></th> <th>Original</th> <th>Actual</th> </tr> </thead> <tbody> <tr> <td>1 Project Start</td> <td>10/1/2018</td> <td>5/1/2018</td> </tr> <tr> <td>2 Project Completion</td> <td>9/30/2024</td> <td></td> </tr> </tbody> </table>		Original	Actual	1 Project Start	10/1/2018	5/1/2018	2 Project Completion	9/30/2024		<p><b>Consultant</b></p> <ul style="list-style-type: none"> <li>SBE N/A</li> <li>Local N/A</li> <li>WBE N/A</li> <li>MBE N/A</li> </ul> <p><b>Contractor</b></p> <ul style="list-style-type: none"> <li>SBE N/A</li> <li>Local N/A</li> <li>WBE N/A</li> <li>MBE N/A</li> </ul>	<div style="display: flex; justify-content: space-around;"> <div style="text-align: center;">  <p>Furniture, Fixtures &amp; Equipment</p> <p><b>Current Budget</b></p> </div> <div style="text-align: center;">  <p><b>Fund Source</b></p> </div> </div>
	Original	Actual									
1 Project Start	10/1/2018	5/1/2018									
2 Project Completion	9/30/2024										

FINANCIAL SUMMARY				
	Project Budget	Committed	% Committed	Paid To Date
	A	B	C=B/A	D
Furniture, Fixtures & Equipment	\$12,621,503	\$12,224,971	96.86%	\$12,224,971
Other	\$0	\$76,853	0.00%	\$76,853
<b>TOTAL</b>	<b>\$12,621,503</b>	<b>\$12,301,824</b>	<b>97.47%</b>	<b>\$12,301,824</b>

**NOTES**

Prioritization, identification and cost of specific assets are determined by the Sheriff's Office with administration support being performed by FD&O through a Project Funding Agreement with the County.



# Monthly Infrastructure Sales Tax Project Report

## Large Cap Projects

Data Date: 8/15/2024

Report Date: 8/31/2024

### DESCRIPTION/TEAM

### SCOPE

### PHOTO

**Project Title:** Animal Care & Control

Project Number: Q008  
 BCC District: 02  
 Delivery Method: Construction Manager at Risk  
 Category: G02-General Government Facilities  
 Status: Design  
 Designer: PGAL  
 Contractor: Wharton-Smith  
 Project Manager: Rich Avery

The Animal Care & Control Renovation & Expansion project for the Belvedere Rd. campus includes: renovations to existing buildings for improved functionality; possible replacement of non-air conditioned kennel buildings with air-conditioned kennel buildings pending evaluation, pricing and approval; and the creation of new spaces necessary to facilitate current and future projected operational needs. The cost of the project includes cost-estimating services necessary in order to validate the project scope, which was derived jointly by FDO & the ACC Division via a needs assessment and programming document, as well as interim arrangements to sustain continuous operations during construction. Funding: FY 2019 IST now only \$6,000,000 and FY 2020 IST \$7,000,000. The balance will be bond (\$56,700,00).



### SCHEDULE SUMMARY

	Original	Actual
PROGRAMMING	10/1/2018	10/1/2018
Commence Design Comparative Study	7/24/2019	7/24/2019
Design Start	2/3/2020	12/2/2020
Construction Start	12/1/2020	
Substantial Completion	7/3/2023	

### PARTICIPATION

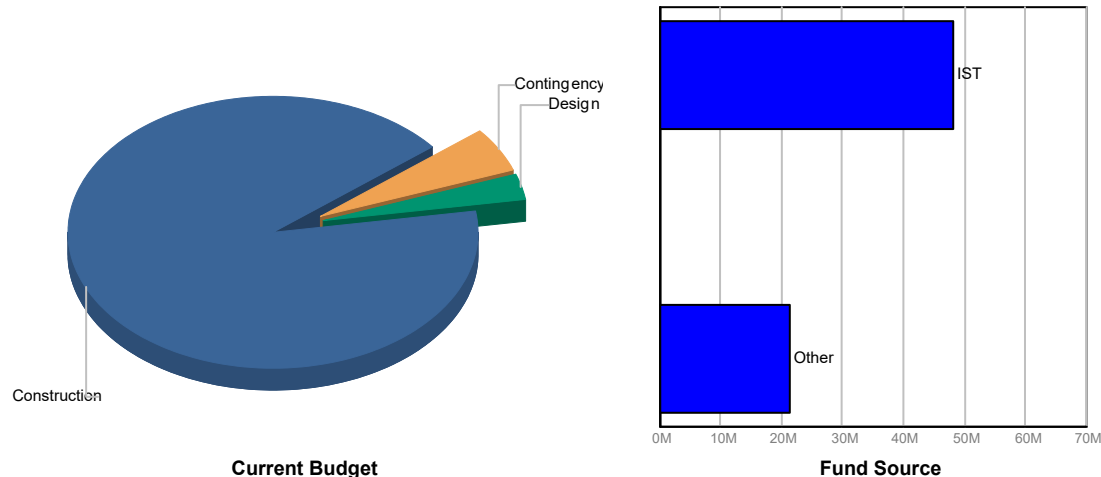
**Consultant**

SBE 20%  
 Local 100%  
 WBE N/A  
 MBE N/A

**Contractor**

SBE 13.04%  
 Local 13.04%  
 WBE 13.04%  
 MBE 13.04%

### FUNDING



### FINANCIAL SUMMARY

	Project Budget	Committed	% Committed	Paid To Date
	A	B	C=B/A	D
Design	\$2,100,000	\$882,713	42.03%	\$882,713
Construction	\$63,820,000	\$724,868	1.14%	\$639,971
Contingency	\$3,780,000	\$10,368	0.27%	\$0
<b>TOTAL</b>	<b>\$69,700,000</b>	<b>\$1,617,949</b>	<b>2.32%</b>	<b>\$1,522,684</b>

### NOTES

The Architect's design fee was approved by the BCC, and the commencement of the design phase for construction documents is now scheduled.



# Monthly Infrastructure Sales Tax Project Report

## Large Cap Projects

Data Date: 8/15/2024

Report Date: 8/31/2024

### DESCRIPTION/TEAM

### SCOPE

### PHOTO

**Project Title:** Central County Housing Resource Center  
**Project Number:** Q009  
**BCC District:** 03  
**Delivery Method:** Construction Manager at Risk  
**Category:** H02-Housing  
**Status:** Close Out  
**Designer:** Ohlson Lavoie Collaborative  
**Contractor:** D Stephenson  
**Project Manager:** Sunil Jagoo

The Homeless Resource Center 2 (HRC 2) is to provide an effective Crisis Response System that provides immediate and easy access to safe and decent temporary shelter to County residents that need it and aims to re-house people as quickly as possible while receiving wrap-around social services. The facility will compliment the County's existing Senator Philip D. Lewis Center in West Palm Beach and will consist of approximately 19,000 square feet to support 74 client beds, dining and service delivery/office areas, restrooms, laundry facilities, an intake lobby, and other incidental interior and exterior improvements. Co-located within the facility will be the improvements identified in the IST Project Plan titled PBSO Lake Worth West Substation. FY 2019 IST \$5,700,000 FY 2022 IST \$9,243,697



### SCHEDULE SUMMARY

	Original	Actual
Program Development	11/1/2017	11/1/2017
Public Outreach	2/1/2019	2/1/2019
Design Team Solicitation	5/1/2019	9/30/2020
CM Solicitation	9/1/2019	11/26/2019
Schematic Design	11/11/2019	1/31/2020
Design Development	5/1/2020	9/28/2020
Construction Documents	10/1/2020	2/23/2021
Permitting	1/1/2021	1/1/2021
Construction Commencement	6/1/2021	5/10/2022
CO/Substantial Completion	9/1/2022	5/17/2023
Occupancy	10/3/2022	1/30/2024

### PARTICIPATION

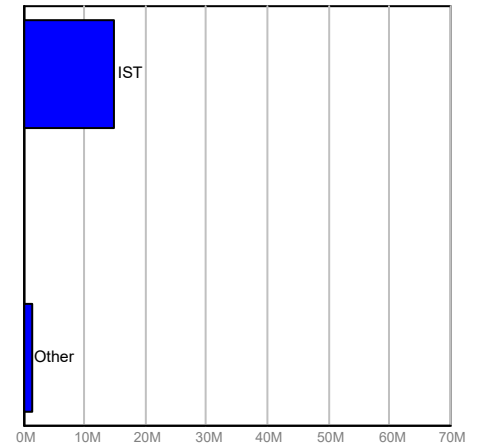
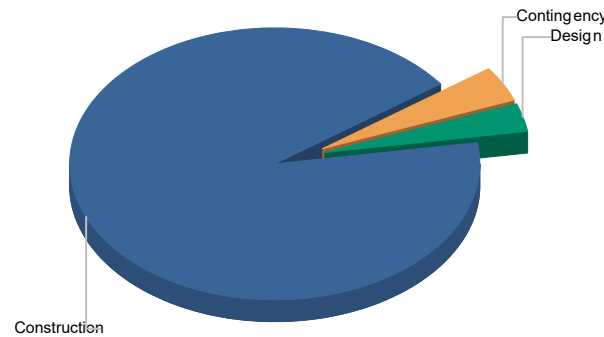
**Consultant**

- SBE 0%
- Local 25%
- WBE 0%
- MBE 0%

**Contractor**

- SBE N/A
- Local 100%
- WBE 6.9%
- MBE 22.4%

### FUNDING



Current Budget

Fund Source

### FINANCIAL SUMMARY

	Project Budget	Committed	% Committed	Paid To Date
	A	B	C=B/A	D
Design	\$550,000	\$159,228	28.95%	\$157,227
Construction	\$15,118,540	\$14,820,781	98.03%	\$14,077,935
Contingency	\$700,000	\$5,300	0.76%	\$5,300
<b>TOTAL</b>	<b>\$16,368,540</b>	<b>\$14,985,310</b>	<b>91.55%</b>	<b>\$14,240,462</b>

### NOTES

The contractor stated that all punch list items were completed, and a final walk-through is scheduled for 9/3/24.



# Monthly Infrastructure Sales Tax Project Report

## Large Cap Projects

Data Date: 8/15/2024

Report Date: 8/31/2024

### DESCRIPTION/TEAM

### SCOPE

### PHOTO

**Project Title:** South County Administrative Complex

Project Number: Q010  
 BCC District: 07  
 Delivery Method: Varies  
 Category: G02-General Government Facilities  
 Status: Design  
 Designer: Zyscovich, LLC  
 Contractor: TBD  
 Project Manager: Eric McClellan

This project funds essential Renewal and Replacement (R&R) needs to sustain the continuous operation of this 40+ year old complex prior to its future redevelopment. As such there is no defined scope of work. Any funds remaining at such time that redevelopment is funded would be utilized toward professional design services for the redevelopment. Funding includes \$3M each in FY 2020 and FY 2021, for a total of \$6M.



### SCHEDULE SUMMARY

### PARTICIPATION

### FUNDING

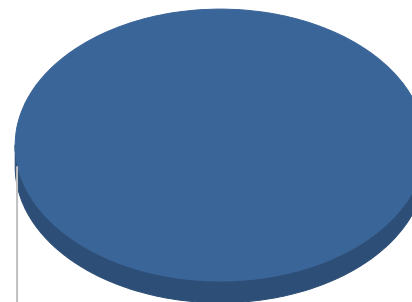
Original	Actual
N/A. See notes for current activity.	

#### Consultant

SBE Varies  
 Local Varies  
 WBE Varies  
 MBE Varies

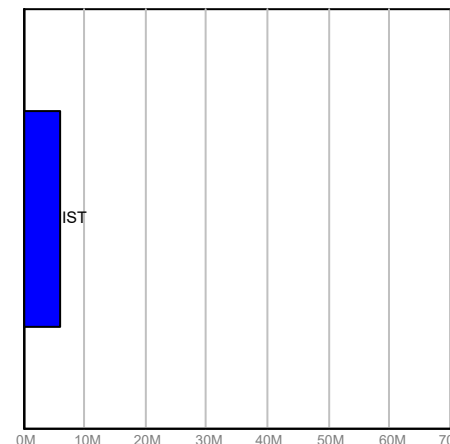
#### Contractor

SBE Varies  
 Local Varies  
 WBE Varies  
 MBE Varies



Construction

Current Budget



Fund Source

### FINANCIAL SUMMARY

### NOTES

	Project Budget	Committed	% Committed	Paid To Date
	A	B	C=B/A	D
Construction	\$6,000,000	\$1,286,899	21.45%	\$1,235,285
Other	\$0	\$26,372	0.00%	\$20,898
<b>TOTAL</b>	<b>\$6,000,000</b>	<b>\$1,313,271</b>	<b>21.89%</b>	<b>\$1,256,183</b>

R&R work is occurring on an as-needed basis to sustain operations. Zyscovich, LLC was competitively selected to provide professional master site planning, programming, investigation design, interior space planning, engineering, permitting, and construction administration services for site redevelopment. The needs assessment and conceptual plans were presented at the August 29, 2023 BCC Workshop and concluded with direction to proceed with Option 1. Results of a parking needs study and stakeholder funding abilities was presented at the June 11, 2024 meeting of the BCC and concluded with direction to proceed using future bond proceeds to fund project expenses. A team coordination meeting was conducted 7/8/24 and a proposal for professional services is under review.





# Monthly Infrastructure Sales Tax Project Report

## Large Cap Projects

Data Date: 8/15/2024

Report Date: 8/31/2024

### DESCRIPTION/TEAM

### SCOPE

### PHOTO

**Project Title:** Government Center  
**Renewal/Replacement**  
**Project Number:** Q011  
**BCC District:** 02  
**Delivery Method:** Construction Manager at Risk  
**Category:** G02-General Government Facilities  
**Status:** Design  
**Designer:** Netta Architects  
**Contractor:** The Weitz Company LLC  
**Project Manager:** Jeffrey Halverson

This project includes but is not limited to upgrades and replacement of select building finishes and systems including security, HVAC, plumbing, fire alarm, fire sprinkler, electrical, low voltage, lighting, flooring and paint. The scope of the project will additionally include a building conditions assessment, program evaluation study, interior space planning and layout improvements. The proposed renovations to the Robert Weisman Governmental Center are designed to increase the functionality of key areas within the facility and bring the building up to current County standards.  
 FY2022 IST \$8,000,000 FY2023 IST \$14,000,000 FY2024 IST \$43,740,800 FY2025 \$11,000,000  
 FY2026 IST \$15,000,000 FY2027 IST \$11,500,000



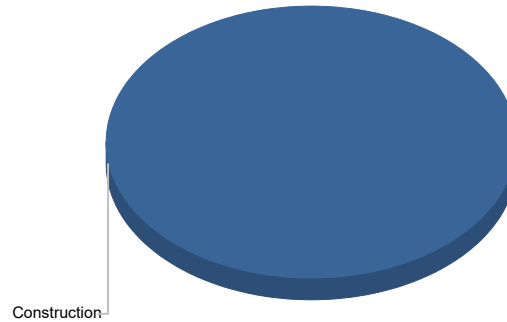
### SCHEDULE SUMMARY

### PARTICIPATION

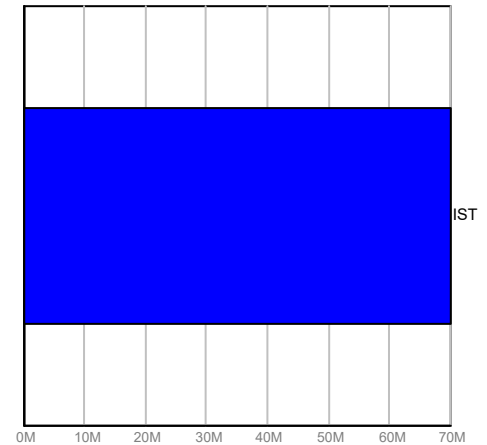
### FUNDING

	Original	Actual
CM RFP Proposals Due	12/2/2021	12/2/2021
CM Shortlist Meeting	1/19/2022	3/15/2022
Design RFP Final Selection	11/8/2021	9/30/2021
Structural Assessment	1/31/2023	3/17/2023
Building Construction Assessment	6/1/2023	
Life Cycle Analysis	11/1/2023	1/20/2024
Programming	9/9/2024	

- Consultant**
- SBE 33%
  - Local 100%
  - WBE 100%
  - MBE 100%
- Contractor**
- SBE TBD
  - Local TBD
  - WBE TBD
  - MBE TBD



Current Budget



Fund Source

### FINANCIAL SUMMARY

### NOTES

	Project Budget	Committed	% Committed	Paid To Date
	A	B	C=B/A	D
Construction	\$103,240,800	\$749,977	0.73%	\$584,832
<b>TOTAL</b>	<b>\$103,240,800</b>	<b>\$749,977</b>	<b>0.73%</b>	<b>\$584,832</b>

The Interior Planner is finalizing the Staffing needs and space allocations for the ISS Department , which will then be sent to the Architect to finalize the Preliminary report on space needs . The Architect has prepared a revised proposal to address phasing, fascia options, and the advantages/disadvantages of moving the Chambers to the first floor. The newest proposal is in review with the latest architects' estimated total project cost.



# Monthly Infrastructure Sales Tax Project Report

## Large Cap Projects

Data Date: 8/15/2024

Report Date: 8/31/2024

### DESCRIPTION/TEAM

### SCOPE

### PHOTO

**Project Title:** Countywide Buildings  
Renewal/Replacement

Project Number: Q014

BCC District: CW

Delivery Method: Varies

Category: G02-General Government Facilities

Status: Varies

Designer: Varies

Contractor: Varies

Project Manager: Varies

This project addresses backloged building system renewal and replacement, ranging from envelope components (roofs, walls, structural elements, window and weatherproofing), HVAC, plumbing, electrical, ceiling and lighting, back-up power, flooring and painting.

FY23 IST \$4,015,800, FY24 IST \$6,154,093, FY25 IST \$4,015,800, FY26 IST \$4,015,800, and FY27 IST and FY27 IST \$1,463,792.



### SCHEDULE SUMMARY

	Original	Actual
Projects Commencement	1/2/2023	5/17/2023
Projects Completion		

### PARTICIPATION

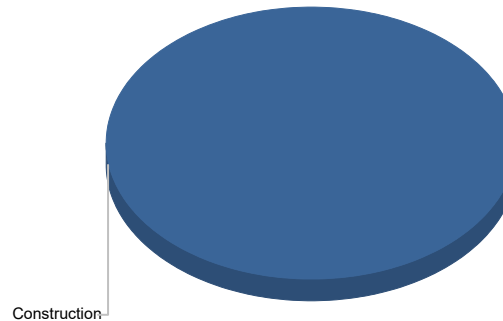
#### Consultant

- SBE Varies
- Local Varies
- WBE Varies
- MBE Varies

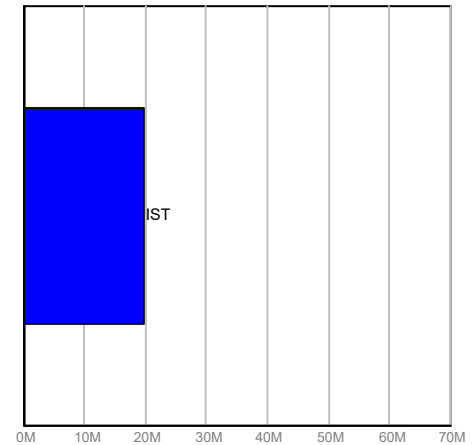
#### Contractor

- SBE Varies
- Local Varies
- WBE Varies
- MBE Varies

### FUNDING



Current Budget



Fund Source

### FINANCIAL SUMMARY

	Project Budget	Committed	% Committed	Paid To Date
	A	B	C=B/A	D
Construction	\$19,665,285	\$726,745	3.70%	\$18,729
<b>TOTAL</b>	<b>\$19,665,285</b>	<b>\$726,745</b>	<b>3.70%</b>	<b>\$18,729</b>

### NOTES

FDO will target single scope of work projects commanding high dollar values or combined scopes of work at single buildings/facilities for this funding to simplify tracking and reporting.

Mid-County Senior Center: The soffit, fascia metal, and metal for the hips and valleys are scheduled to be completed early next week. The contractor will begin laying the metal on the roof mid-week once the other metal has been completed. All is dependent on the weather.

Scope of work is being developed for Highridge Family Center roof replacement.




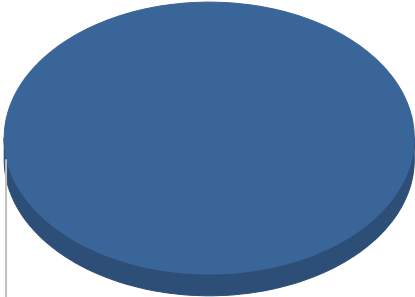
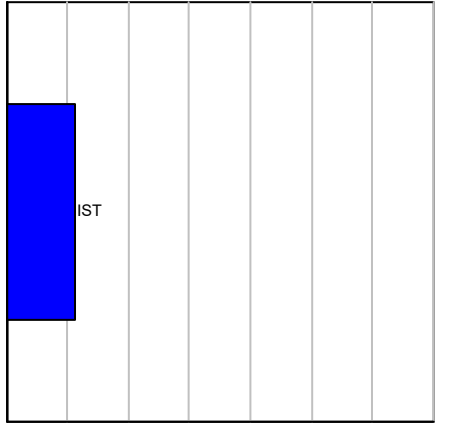
# Monthly Infrastructure Sales Tax Project Report

## Large Cap Projects

Data Date: 8/15/2024

Report Date: 8/31/2024

DESCRIPTION/TEAM	SCOPE	PHOTO
<p><b>Project Title: Public Safety Equipment</b></p> <p>Project Number: Q015            BCC District: CW            Delivery Method: Direct Purchase            Category: S04-Sheriff            Status: Construction            Designer: N/A            Contractor: N/A            Project Manager: Isami Ayala-Collazo</p>	<p>This project funds the replacement of PBSO public safety vehicles and related equipment (other than radios), tools and/or services.</p> <p>FY 2022 \$11,182,970.00 IST</p>	

SCHEDULE SUMMARY	PARTICIPATION	FUNDING									
<table border="1"> <thead> <tr> <th></th> <th style="text-align: center;">Original</th> <th style="text-align: center;">Actual</th> </tr> </thead> <tbody> <tr> <td>Project Start</td> <td style="text-align: center;">4/3/2024</td> <td style="text-align: center;">4/3/2024</td> </tr> <tr> <td>Project Completion TBD</td> <td></td> <td></td> </tr> </tbody> </table>		Original	Actual	Project Start	4/3/2024	4/3/2024	Project Completion TBD			<p><b>Consultant</b></p> <p>SBE N/A            Local N/A            WBE N/A            MBE N/A</p> <p><b>Contractor</b></p> <p>SBE N/A            Local N/A            WBE N/A            MBE N/A</p>	<div style="text-align: center;">  <p>Construction</p> <p><b>Current Budget</b></p> </div> <div style="text-align: center;">  <p>IST</p> <p><b>Fund Source</b></p> </div>
	Original	Actual									
Project Start	4/3/2024	4/3/2024									
Project Completion TBD											

FINANCIAL SUMMARY				
	Project Budget	Committed	% Committed	Paid To Date
	A	B	C=B/A	D
Construction	\$11,182,970	\$0	0.00%	\$0
Furniture, Fixtures & Equipment	\$0	\$3,463,242	0.00%	\$3,463,242
<b>TOTAL</b>	<b>\$11,182,970</b>	<b>\$3,463,242</b>	<b>30.97%</b>	<b>\$3,463,242</b>

**NOTES**

Prioritization, identification and cost of specific assets are determined by the Sheriff's Office with administration support being performed by FD&O through a Project Funding Agreement with the County.



# Monthly Infrastructure Sales Tax Project Report

## Large Cap Projects

Data Date: 8/15/2024

Report Date: 8/31/2024

### DESCRIPTION/TEAM

### SCOPE

### PHOTO

**Project Title:** 810 Datura Building Replacement

Project Number: Q018  
 BCC District: 07  
 Delivery Method: CMAR  
 Category: G02-General Government Facilities  
 Status: Design  
 Designer: Alfonso Hernandez Architect, LLC  
 Contractor: D. Stephenson  
 Project Manager: Terri Wolfe

This project relocates the Community Services Department from 810 Datura Street to the County's 45th Street Complex. The result will be a modern office building to replace the existing facility which is 50+ years old, providing adequate space for services and programs into the future.  
 FY 2023 - \$2,600,000  
 FY 2024 - \$1,575,600  
 FY 2025 - \$5,000,000  
 FY 2026 - \$18,660,000



### SCHEDULE SUMMARY

### PARTICIPATION

### FUNDING

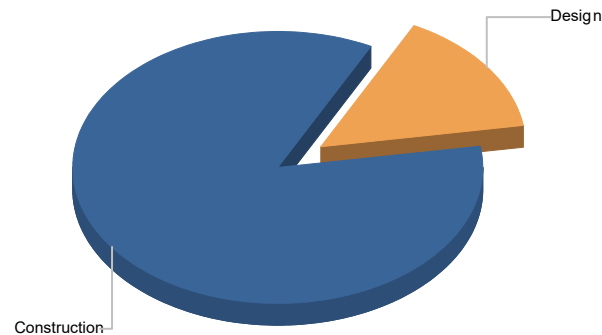
	Original	Actual
Project Start	10/1/2024	2/9/2022
Programming	5/12/2023	5/12/2023
Design	8/1/2023	8/1/2023
Construction Commencement		
Construction Completion		

#### Consultant

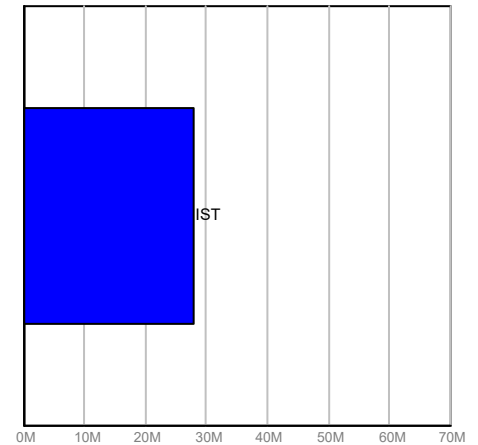
SBE 82%  
 Local 82%  
 WBE 0%  
 MBE 15%

#### Contractor

SBE TBD  
 Local TBD  
 WBE TBD  
 MBE TBD



Current Budget



Fund Source

### FINANCIAL SUMMARY

### NOTES

	Project Budget	Committed	% Committed	Paid To Date
	A	B	C=B/A	D
Design	\$4,175,600	\$42,228	1.01%	\$42,228
Construction	\$23,660,000	\$2,357,774	9.97%	\$628,121
Other	\$0	\$8,788	0.00%	\$8,788
<b>TOTAL</b>	<b>\$27,835,600</b>	<b>\$2,408,790</b>	<b>8.65%</b>	<b>\$679,137</b>

The D Stephenson pre-construction proposal has been accepted by PBC and approved at the August 20th BCC meeting. The NTP is expected by early September 2024. They will first focus on the site work development and a budget estimate. The site plan was submitted for reviewing. The DD design Document are 60% complete; an updated version will be issued in October 2024. Communication between the various utilities has been slow. The Interior finish Package is being prepared to be presented to PBC CID/ FDO. Art in Public Places has been engaged to begin their process. Focus meetings with the PBC Team are still ongoing and have been productive in helping finalize the DD drawings prior to the CD phase of design.



# Monthly Infrastructure Sales Tax Project Report

## Large Cap Projects

Data Date: 8/15/2024

Report Date: 8/31/2024

### DESCRIPTION/TEAM

### SCOPE

### PHOTO

**Project Title:** Detention Center Facilities R/R (Phases 3-5)  
**Project Number:** Q019  
**BCC District:** 03  
**Delivery Method:** Construction Management  
**Category:** S06-Sheriff - FDO  
**Status:** Construction  
**Designer:** Leo A. Daly  
**Contractor:** Hedrick Brothers Construction  
**Project Manager:** Jeffrey Halverson

Phases 3-5 consist of the East Tower and West Tower which are located at the Main Detention Center. The West Detention Center is located in Belle Glade. The design for both towers and the West Detention Center will require repairing and replacing MEP, Fire Sprinkler System, Low Voltage Systems and interior finishes.  
 Detention Center Facilities R/R (Phases 3-5)  
 FY 2018 IST \$8,500,000, FY 2019 IST \$14,700,000, FY 2020 IST \$9,800,000, FY 2022 IST \$10,000,000, FY 2024 IST \$4,802,000



### SCHEDULE SUMMARY

	Original	Actual
East Tower Design Start	11/12/2018	7/11/2019
East Tower Construction Start-Phase 3	10/14/2019	11/18/2020
East Tower Substantial Completion	5/11/2022	12/11/2023
West Tower Design Start-Phase 4	3/8/2022	6/10/2024
West Tower Construction Start-Phase 4	1/2/2024	9/9/2024

### PARTICIPATION

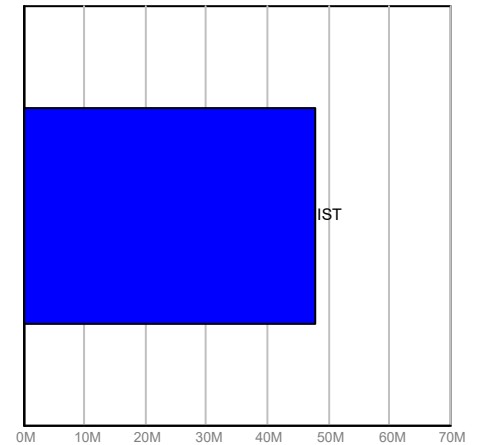
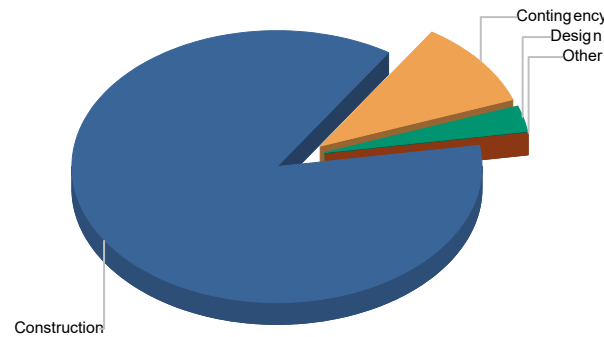
**Consultant**

- SBE 19.88%
- Local 67%
- WBE N/A
- MBE N/A

**Contractor**

- SBE 63%
- Local 84%
- WBE N/A
- MBE N/A

### FUNDING



Current Budget

Fund Source

### FINANCIAL SUMMARY

	Project Budget	Committed	% Committed	Paid To Date
	A	B	C=B/A	D
Design	\$1,500,000	\$2,147,302	143.15%	\$1,797,265
Construction	\$41,475,692	\$26,756,979	64.51%	\$25,769,072
Other	\$24,308	\$1,328,794	5,466.49%	\$952,935
Contingency	\$4,802,000	\$0	0.00%	\$0
<b>TOTAL</b>	<b>\$47,802,000</b>	<b>\$30,233,075</b>	<b>63.25%</b>	<b>\$28,519,273</b>

### NOTES

The CM has prepared the GMP and it will be reviewed in October. Once acceptable it will be processed to be awarded by BCC in Nov or Dec 2024.



# Monthly Infrastructure Sales Tax Project Report

## Large Cap Projects

Data Date: 8/15/2024

Report Date: 8/31/2024

### DESCRIPTION/TEAM

### SCOPE

### PHOTO

**Project Title:** West Boynton Park Athletic Field Renovations Sports Turf  
**Project Number:** T002  
**BCC District:** 02  
**Delivery Method:** TBD  
**Category:** A06-Athletic Field Renovations  
**Status:** Permitting  
**Designer:** Florida Transportation Engineering  
**Contractor:** LTG Sports Turf One  
**Project Manager:** Brian Smith

Replacement of existing grass field turf with synthetic turf on multi-purpose field 1 & 2.  
**Funded:**  
 FY 2017 \$2,000,000  
 FY 2018 (\$1,011,658)  
 FY 2022 \$1,196,658  
 FY 2024 \$266,570



### SCHEDULE SUMMARY

	Original	Actual
Begin Existing Site Surveys	1/29/2020	1/29/2020
Complete Existing Site Surveys	6/30/2020	3/9/2020
Finalization of Existing Site Surveys	8/30/2020	10/16/2020
Design RFP Proposals Due	9/4/2020	9/10/2020
Design RFP Final Selection	10/29/2020	10/29/2020
Consultant Contract Issuance	12/14/2020	4/20/2021
Design Completion	12/31/2021	
Turf Supplier RFP Proposal Due	4/30/2022	

### PARTICIPATION

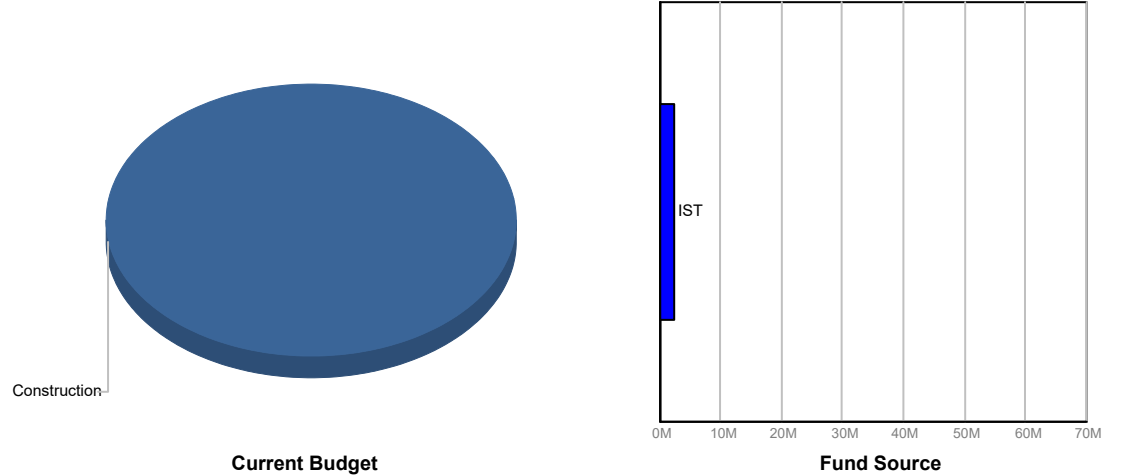
**Consultant**

- SBE 25%
- Local 25%
- WBE 0%
- MBE 6.13%

**Contractor**

- SBE N/A
- Local N/A
- WBE N/A
- MBE N/A

### FUNDING



### FINANCIAL SUMMARY

	Project Budget	Committed	% Committed	Paid To Date
	A	B	C=B/A	D
Design	\$0	\$194,441	0.00%	\$144,737
Construction	\$2,451,570	\$20,219	0.82%	\$20,219
Furniture, Fixtures & Equipment	\$0	\$0	0.00%	\$0
Other	\$0	\$459	0.00%	\$459
Contingency	\$0	\$0	0.00%	\$0
<b>TOTAL</b>	<b>\$2,451,570</b>	<b>\$215,119</b>	<b>8.77%</b>	<b>\$165,415</b>

### NOTES

GMP package submitted 7/30/2024 for 9/17/2024 BCC meeting. Proposed transfer from IST Reserve to address a funding deficit is proceeding concurrently. Building permit submission made May 2024; issuance expected to be prior to construction NTP. Project team meetings are being held as warranted.



# Monthly Infrastructure Sales Tax Project Report

## Large Cap Projects

Data Date: 8/15/2024

Report Date: 8/31/2024

### DESCRIPTION/TEAM

### SCOPE

### PHOTO

**Project Title:** Buttonwood Park

Project Number: T003  
 BCC District: 03  
 Delivery Method: TBD  
 Category: A06-Athletic Field Renovations  
 Status: Permitting  
 Designer: Florida Transportation Engineering  
 Contractor: LTG Sports Turf One  
 Project Manager: Brian Smith

Replacement of existing grass field turf with synthetic turf on multi-purpose field 2 & 3  
 Funded:  
 FY 2017 \$1,500,000  
 FY 2018 (\$1,488,342)  
 FY 2021 \$900,000  
 FY 2022 \$1,963,342  
 FY 2024 \$350,750



### SCHEDULE SUMMARY

	Original	Actual
Begin Existing Site Surveys	1/29/2020	1/29/2020
Complete Existing Site Surveys	8/30/2020	5/18/2021
Finalization of Existing Site Surveys	8/30/2020	8/23/2021
Design RFP Proposals Due	9/4/2020	9/10/2020
Consultant Contract Issuance	12/14/2020	4/20/2021
Design Completion	12/31/2021	
Turf Supplier RFP Proposal Due	4/30/2022	

### PARTICIPATION

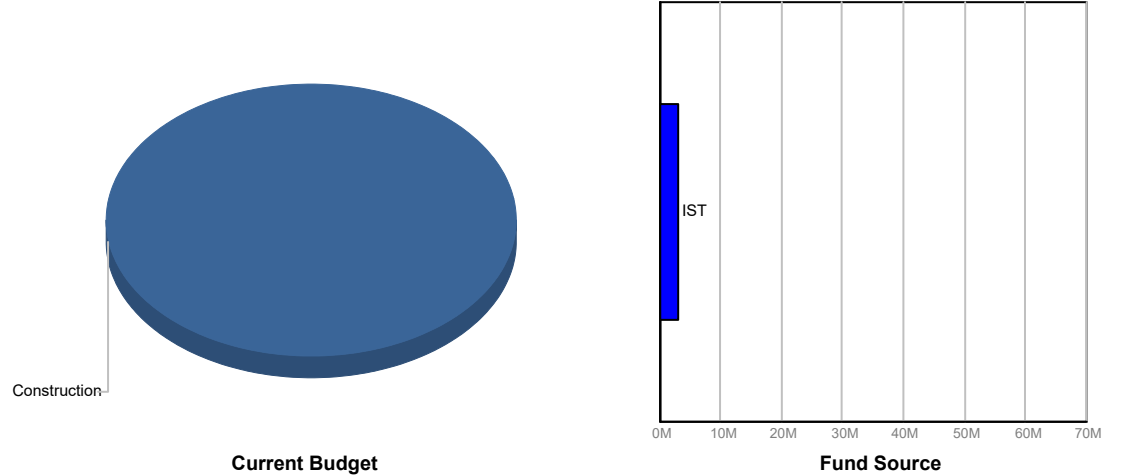
**Consultant**

SBE 25%  
 Local 25%  
 WBE 0%  
 MBE 6.13%

**Contractor**

SBE N/A  
 Local N/A  
 WBE N/A  
 MBE N/A

### FUNDING



### FINANCIAL SUMMARY

	Project Budget	Committed	% Committed	Paid To Date
	A	B	C=B/A	D
Design	\$0	\$216,629	0.00%	\$167,703
Construction	\$3,225,750	\$42,991	1.33%	\$42,991
Furniture, Fixtures & Equipment	\$0	\$0	0.00%	\$0
Other	\$0	\$12,458	0.00%	\$12,458
Contingency	\$0	\$0	0.00%	\$0
<b>TOTAL</b>	<b>\$3,225,750</b>	<b>\$272,079</b>	<b>8.43%</b>	<b>\$223,153</b>

### NOTES

GMP package submitted 7/30/2024 for 9/17/2024 BCC meeting. Proposed transfer from IST Reserve to address a funding deficit is proceeding concurrently. Building permit submission made May 2024; issuance expected to be prior to construction NTP. Project team meetings are being held as warranted.




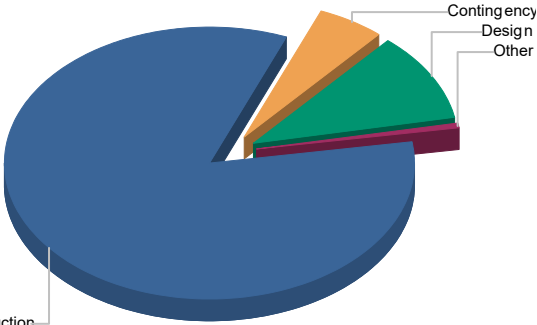
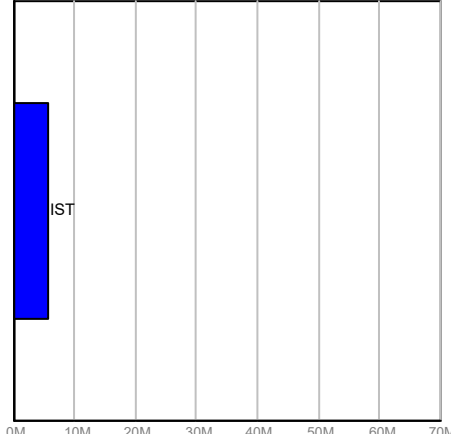
# Monthly Infrastructure Sales Tax Project Report

## Large Cap Projects

Data Date: 8/15/2024

Report Date: 8/31/2024

DESCRIPTION/TEAM	SCOPE	PHOTO
<p><b>Project Title: Community Park - New Development</b></p> <p>Project Number: T004            BCC District: Multiple            Delivery Method: Varies            Category: N02-New Park Development            Status: Varies            Designer: Varies            Contractor: Varies            Project Manager: Varies</p>	<p>Construction of neighborhood park facilities for under served Countywide Community Revitalization Team (CCRT) areas.</p> <p>FY 2017 IST: \$1,000,000            FY 2021 IST: \$4,900,000            FY 2022 IST: (\$3,900,000)            FY 2024 IST: \$3,610,000</p>	

SCHEDULE SUMMARY	PARTICIPATION	FUNDING				
<table border="1"> <thead> <tr> <th>Original</th> <th>Actual</th> </tr> </thead> <tbody> <tr> <td colspan="2">Varies by location. Work ongoing</td> </tr> </tbody> </table>	Original	Actual	Varies by location. Work ongoing		<p><b>Consultant</b></p> <p>SBE Varies            Local Varies            WBE Varies            MBE Varies</p> <p><b>Contractor</b></p> <p>SBE Varies            Local Varies            WBE Varies            MBE Varies</p>	<div style="display: flex; align-items: center;">  <div style="margin-left: 20px;"> <p>IST</p>  </div> </div> <p style="text-align: center;"><b>Current Budget</b> <span style="margin-left: 200px;"><b>Fund Source</b></span></p>
Original	Actual					
Varies by location. Work ongoing						

FINANCIAL SUMMARY				
	Project Budget	Committed	% Committed	Paid To Date
	A	B	C=B/A	D
Design	\$590,000	\$753,122	127.65%	\$703,977
Construction	\$4,692,035	\$215,748	4.60%	\$146,717
Furniture, Fixtures & Equipment	\$0	\$0	0.00%	\$0
Other	\$32,965	\$33,190	100.68%	\$33,190
Contingency	\$295,000	\$0	0.00%	\$0
<b>TOTAL</b>	<b>\$5,610,000</b>	<b>\$1,002,060</b>	<b>17.86%</b>	<b>\$883,884</b>

**NOTES**

Bridgeman; Construction of a .32 acre neighborhood park on a WUD parcel to serve the Belvedere Heights CCRT neighborhood within the Westgate CRA. Completed in 5/2020 with \$32,415 of IST funds. Paulette Burdick; 100% CD package review revealed delegation of design services to the construction contractor. An updated Survey with title work was submitted and is currently under review by PREM. Gramercy; Foundations, concrete slab on grade, stem walls, underground electrical, HVAC and plumbing complete. North end of site clearing and grading, masonry exterior and interior walls in process. OAC meetings being held 1st & 3rd Thursdays of each month. Project currently on schedule for Spring 2025.





# Monthly Infrastructure Sales Tax Project Report

## Large Cap Projects

Data Date: 8/15/2024

Report Date: 8/31/2024

### DESCRIPTION/TEAM

### SCOPE

### PHOTO

**Project Title:** FY2020 Sports Field Lighting Replacement  
**Project Number:** T010  
**BCC District:** Multiple  
**Delivery Method:** Sports Field Lighting Annual  
**Category:** S12-Sports Lighting Replacement  
**Status:** Construction  
**Designer:** JLRD Engineers  
**Contractor:** Various  
**Project Manager:** Stuart Patterson

Lake Lytal Athletic Courts, Haverhill Tennis & Racquetball Courts, BASCR Basketball Courts, Duncan Padgett Park Raquetball Courts  
 FY 2020 IST = \$1,300,000  
 FY 2021 IST = (\$100,000)  
 FY 2022 IST = (\$273,000)



### SCHEDULE SUMMARY

	Original	Actual
Project Start	6/29/2017	7/18/2019
Design Start	11/6/2020	11/6/2020
Design Completion	4/2/2021	4/2/2021
Final Completion	12/31/2022	
Bidding Package 1	6/14/2021	6/14/2021
Construction Start Package 1	2/14/2022	2/14/2022
Construction Completion Package 1		
Bidding Package 2	5/19/2022	
Construction Start Package 2		
Construction Completion Package 2		
Bidding Package 3		
Construction Start Package 3		
Construction Completion Package 3		

### PARTICIPATION

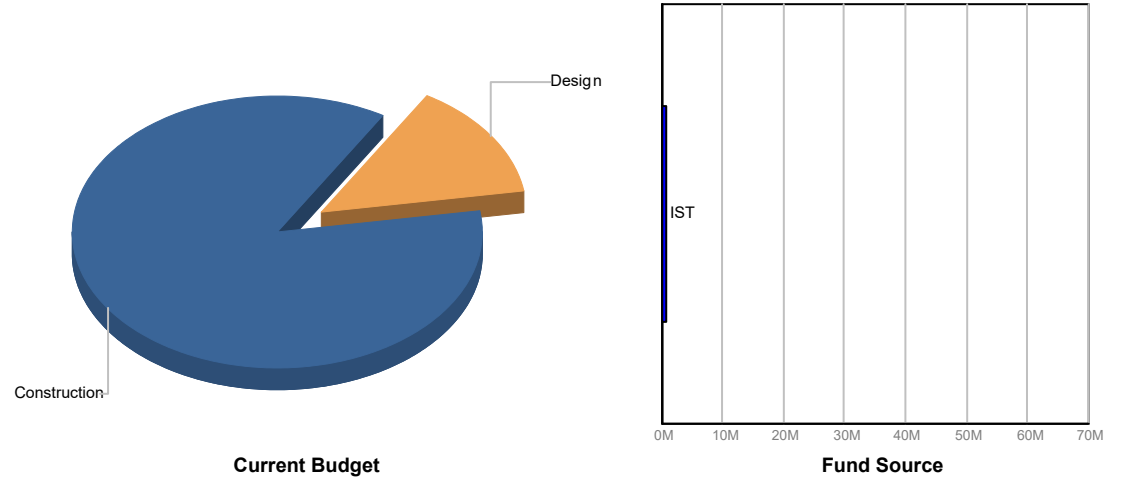
#### Consultant

SBE 100%  
 Local 100%  
 WBE N/A  
 MBE N/A

#### Contractor

SBE TBD  
 Local TBD  
 WBE TBD  
 MBE TBD

### FUNDING



### FINANCIAL SUMMARY

	Project Budget	Committed	% Committed	Paid To Date
	A	B	C=B/A	D
Design	\$130,000	\$505,131	388.56%	\$497,531
Construction	\$797,000	\$349,716	43.88%	\$330,128
<b>TOTAL</b>	<b>\$927,000</b>	<b>\$854,847</b>	<b>92.22%</b>	<b>\$827,659</b>

### NOTES

Lake Lytal Racquetball: Project on hold (separate project). South County Basketball: Construction complete. Haverhill Tennis: Construction complete. Haverhill Racquetball- Project on hold. Duncan Padgett Picnic Area - Awaiting project approach from Parks to proceed.



# Monthly Infrastructure Sales Tax Project Report

## Large Cap Projects

Data Date: 8/15/2024

Report Date: 8/31/2024

### DESCRIPTION/TEAM

### SCOPE

### PHOTO

**Project Title:** FY2021 Sports Lighting Replacement

Caloosa Park Athletic Courts, Seminole Palms BF 1-8 & MPF 9-11, BASCR Tennis Courts, Carlin Park Tennis Courts, Veterans Park Tennis & Bball Courts, Dyer Park Basketball Courts, Lake Lytal Tball.



Project Number: T011  
 BCC District: Multiple  
 Delivery Method: Sports Field Lighting Annual  
 Category: S12-Sports Lighting Replacement  
 Status: Close Out  
 Designer: JLRD Engineers  
 Contractor: Various  
 Project Manager: Stuart Patterson

FY 2021 IST \$4,050,000.  
 FY 2022 IST (\$301,000)

### SCHEDULE SUMMARY

	Original	Actual
Project Start	6/29/2017	6/29/2017
Design Start	11/6/2020	11/6/2020
Design Completion	4/2/2021	4/2/2021
Final Completion	12/31/2022	
Bidding Package 1	6/14/2021	6/14/2021
Construction Start Package 1	4/11/2022	
Carlin Completion	3/14/2022	3/14/2022
Bidding Package 2	6/2/2022	6/2/2022
Construction Start Package 2		
Dyer Completion	10/6/2022	10/6/2022
Bidding Package 3		
Construction Start Package 2		
Lake Lytal Completion		6/24/2022

### PARTICIPATION

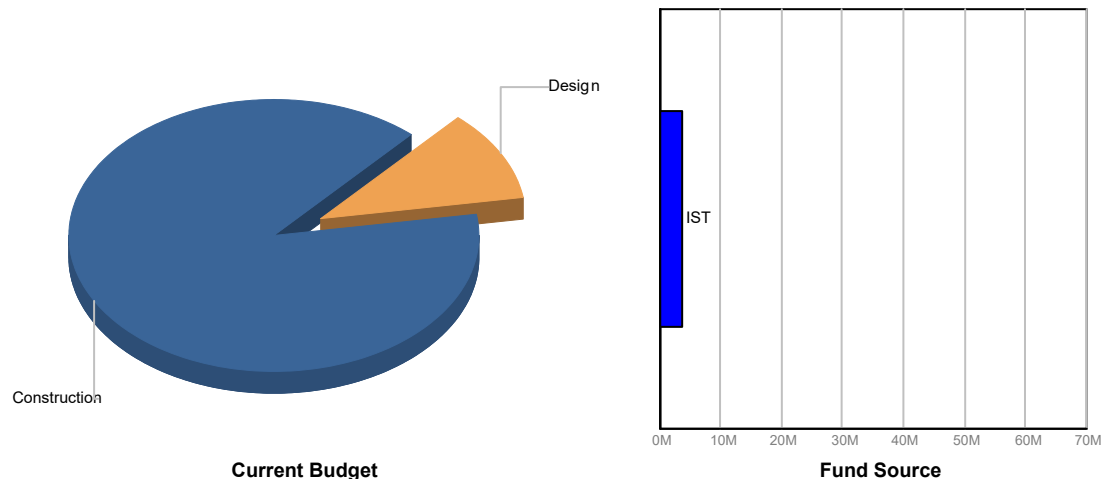
**Consultant**

- SBE 100%
- Local 100%
- WBE N/A
- MBE N/A

**Contractor**

- SBE 3.60%
- Local 100%
- WBE N/A
- MBE N/A

### FUNDING



### FINANCIAL SUMMARY

	Project Budget	Committed	% Committed	Paid To Date
	A	B	C=B/A	D
Design	\$405,000	\$265,170	65.47%	\$267,469
Construction	\$3,344,000	\$2,561,477	76.60%	\$2,467,671
<b>TOTAL</b>	<b>\$3,749,000</b>	<b>\$2,826,646</b>	<b>75.40%</b>	<b>\$2,735,140</b>

### NOTES

All projects are complete and closed. Type 1 transfer forthcoming.



# Monthly Infrastructure Sales Tax Project Report

## Large Cap Projects

Data Date: 8/15/2024

Report Date: 8/31/2024

### DESCRIPTION/TEAM

### SCOPE

### PHOTO

**Project Title:** FY 2018 Playground Replacements-Countywide  
**Project Number:** T026  
**BCC District:** Multiple  
**Delivery Method:** Minor Construction Annual Contract  
**Category:** P06-Playground Replacement  
**Status:** Construction  
**Designer:** Parks & Rec  
**Contractor:** DW Recreation  
**Project Manager:** Javier Torres

Replacement of Playgrounds: Okeeheelee (Alligator Playground), Loggerhead Picnic Area, Pioneer Park, Jupiter Farms, Buttonwood, Morikami Biwa Pavilion, Ocean Cay, Seminole Palms, Dubois, Carlin (W. Gumbo Limbo Playground & W. Playground), JPP. FY 2018 \$812,000, FY 2019 \$1,589,750, and FY2024 \$293,014.



### SCHEDULE SUMMARY

	Original	Actual
Project Design Start	7/1/2020	7/1/2020
Phase I Substantial Completion	12/19/2022	11/10/2023
Phase II Construction Start	6/12/2023	
Phase I Completion	12/8/2023	12/8/2023
Phase III Start	3/8/2024	

### PARTICIPATION

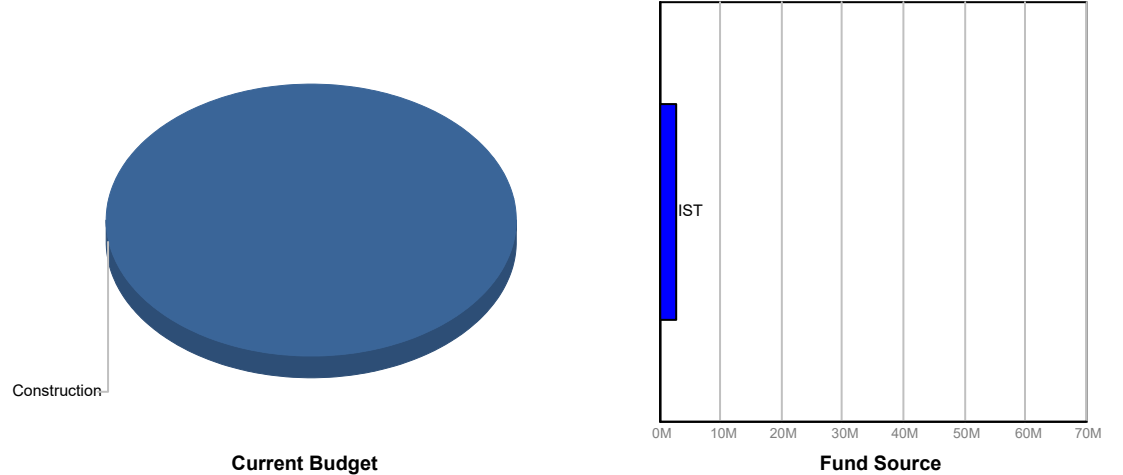
#### Consultant

SBE N/A  
 Local N/A  
 WBE N/A  
 MBE N/A

#### Contractor

SBE 95.5%  
 Local 95.5%  
 WBE N/A  
 MBE N/A

### FUNDING



### FINANCIAL SUMMARY

	Project Budget	Committed	% Committed	Paid To Date
	A	B	C=B/A	D
Design	\$0	\$1,102,988	0.00%	\$1,102,988
Construction	\$2,694,764	\$26,370	0.98%	\$26,370
<b>TOTAL</b>	<b>\$2,694,764</b>	<b>\$1,129,358</b>	<b>41.91%</b>	<b>\$1,129,358</b>

### NOTES

Phase I: Carlin/Jupiter Farms/Ocean Cay/& Dubois are complete. All playgrounds are open. Phase II: Loggerhead & Pioneer; Design completed & awaiting procurement. Phase III Okeeheelee: Conceptual design is completed. Additional funding is needed. Buttonwood, Morikami, Seminole Palms, and JPP: No activity. Awaiting revised surveys from the County Survey before proceeding with the bid process through CID due to funding shortfall.



# Monthly Infrastructure Sales Tax Project Report

## Large Cap Projects

Data Date: 8/15/2024

Report Date: 8/31/2024

### DESCRIPTION/TEAM

**Project Title: Bert Winters Park Redevelopment**

Project Number: T041  
 BCC District: 01  
 Delivery Method: Annual Contract  
 Category: E02-Existing Park Redevelopment or Expansion  
 Status: Permitting  
 Designer: Architecture Green  
 Contractor: TBD  
 Project Manager: Sunil Jagoo

### SCOPE

Demolish former PBMI building, tennis courts, and playground. Remove lights and poles servicing Field 2. Renovate Baseball Field 1. Construct new regulation 220' x 360' multipurpose field. Construct new 30' x 60' rental pavilion. Construct new playground area. Renovate existing day use dock for public use. Construct new paved parking, curbing, landscaping, sidewalks and picnic areas. Install new underground infrastructure and site lighting. FY2019 IST \$200,000, FY2021 IST \$1,500,000, and FY2024 IST \$207,400  
 \$200K FRDAP Phase II Redevelopment Grant (Construction)  
 \$220K FIND Phase II Planning, Design and Permitting Costs  
 \$1M FIND Phase II Redevelopment (Construction) – Application pending.

### PHOTO



### SCHEDULE SUMMARY

	Original	Actual
Project Start	8/22/2019	8/22/2019
Asbestos Report Initiated	8/23/2019	8/23/2019
Asbestos Report Completion	10/1/2019	10/1/2019
Demolition Start	11/12/2019	4/16/2020
Demolition Completion	12/5/2019	8/17/2020
Design Completion	7/1/2020	11/16/2022
Permitting Start(Dock)	7/15/2020	11/30/2022
Permitting Completion(Dock)	12/31/2020	3/29/2023
Permitting Start(Site)	4/9/2024	4/9/2024

### PARTICIPATION

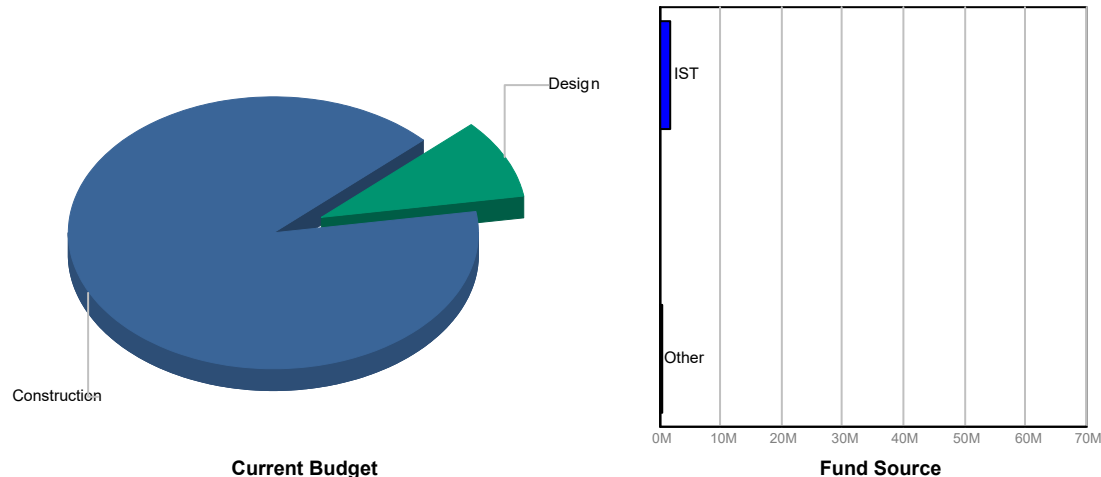
**Consultant**

SBE 89.28%  
 Local 100%  
 WBE N/A  
 MBE N/A

**Contractor**

SBE TBD  
 Local TBD  
 WBE TBD  
 MBE TBD

### FUNDING



### FINANCIAL SUMMARY

	Project Budget	Committed	% Committed	Paid To Date
	A	B	C=B/A	D
Design	\$220,000	\$0	0.00%	\$0
Construction	\$2,107,400	\$819,892	38.91%	\$367,965
Other	\$0	\$10,958	0.00%	\$10,958
Contingency	\$0	\$270	0.00%	\$270
<b>TOTAL</b>	<b>\$2,327,400</b>	<b>\$831,120</b>	<b>35.71%</b>	<b>\$379,192</b>

### NOTES

CID received approval from Parks to use a Minor Annual Contractor to do the proposed work . CID PM is in the process of preparing the IFQ request for advertising.



# Monthly Infrastructure Sales Tax Project Report

## Large Cap Projects

Data Date: 8/15/2024

Report Date: 8/31/2024

### DESCRIPTION/TEAM

### SCOPE

### PHOTO

**Project Title:** Aqua Crest Pool Facility Replacement

Project Number: T077  
 BCC District: 07  
 Delivery Method: CMR  
 Category: A02-Aquatic Facility Repair and Replacement  
 Status: Design  
 Designer: Ohlson Lavoie Collaborative  
 Contractor: TBD  
 Project Manager: Javier Torres

The work consist of the design and renovation of the existing Aqua Crest pool facility. The scope includes but is not limited to: pool improvements such as leak detection, re-surface, lane marker replacement, filtration system replacement; pool deck renovations; demolition of wadding pool; new splash pad; relocation of ticketing booth, admin offices, guards room and weight's room; bathroom renovations; new shade structures and Marquee sign.  
 FY 2019 IST: \$6,000,000  
 FY 2022 IST: (\$5,000,000)  
 FY 2023 IST: \$11,152,500  
 FY 2024 IST: \$11,058,928



### SCHEDULE SUMMARY

	Original	Actual
Pre-Scope meeting	2/20/2019	2/20/2019
Design Services Advertisement	6/17/2019	8/4/2019
Consultant BCC Approval	1/14/2020	5/5/2020
Design Start	1/21/2020	6/6/2023
Construction Start	3/9/2021	
Substantial Completion	3/8/2022	
Project Close-out	5/3/2022	

### PARTICIPATION

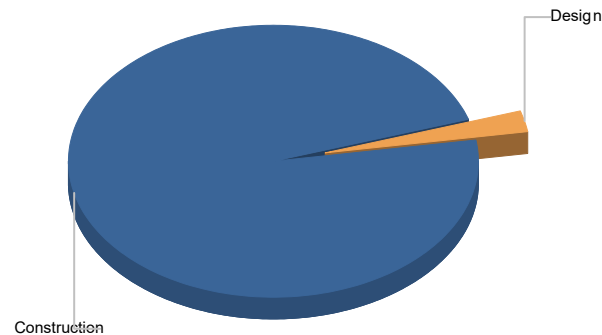
#### Consultant

SBE 29%  
 Local N/A  
 WBE N/A  
 MBE N/A

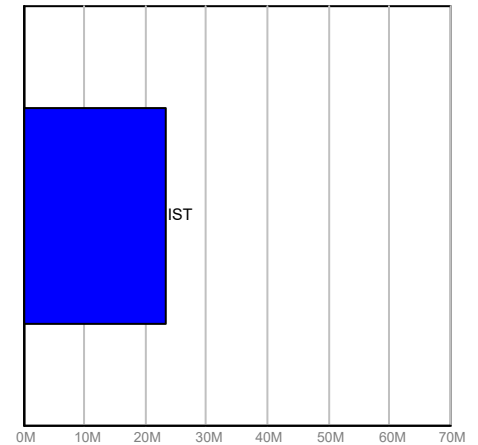
#### Contractor

SBE TBD  
 Local TBD  
 WBE TBD  
 MBE TBD

### FUNDING



Current Budget



Fund Source

### FINANCIAL SUMMARY

	Project Budget	Committed	% Committed	Paid To Date
	A	B	C=B/A	D
Design	\$600,000	\$141,903	23.65%	\$129,650
Construction	\$22,611,428	\$36,158	0.16%	\$36,158
<b>TOTAL</b>	<b>\$23,211,428</b>	<b>\$178,061</b>	<b>0.77%</b>	<b>\$165,808</b>

### NOTES

BCC approved the design contract. The NTP letter was issued on 8/28/24.



# Monthly Infrastructure Sales Tax Project Report

## Large Cap Projects

Data Date: 8/15/2024

Report Date: 8/31/2024

### DESCRIPTION/TEAM

### SCOPE

### PHOTO

**Project Title:** Dyer Park Athletic Field Renovation

Project Number: T099  
 BCC District: 07  
 Delivery Method: Annual Contract  
 Category: A06-Athletic Field Renovations  
 Status: Permitting  
 Designer: Florida Transportation Engineering  
 Contractor: LTG Sports Turf One  
 Project Manager: Brian Smith

Replacement of existing grass field turf with synthetic turf on multi-purpose field 3, 4, & 5 as well as additional damaged area.  
 Funded: FY 2020 \$6,000,000  
 FY 2024 \$732,000



### SCHEDULE SUMMARY

### PARTICIPATION

### FUNDING

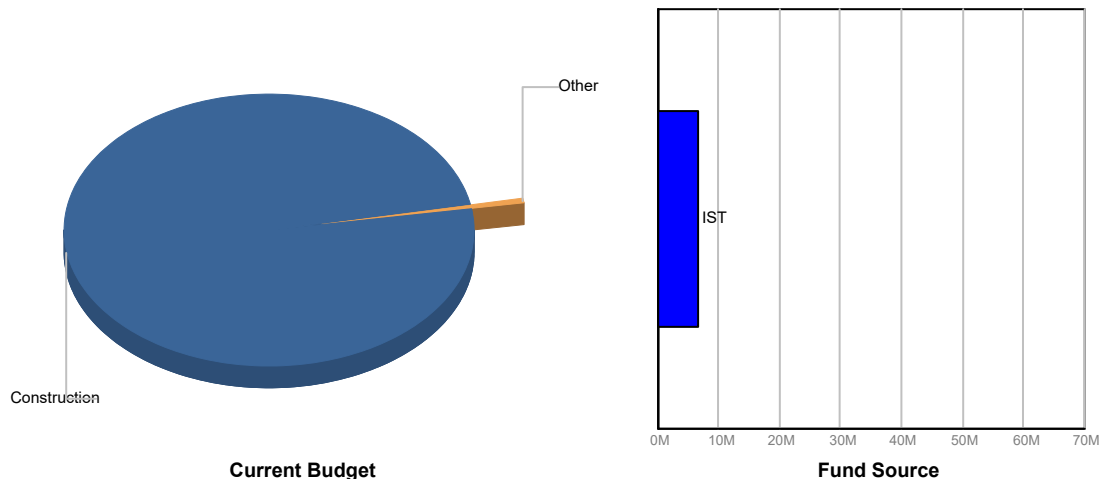
	Original	Actual
Begin Existing Site Surveys	1/29/2020	1/29/2020
Complete Existing Site Surveys	6/30/2020	5/29/2020
Finalization of Existing Site Surveys	8/30/2020	10/16/2020
Design RFP Proposals Due	9/4/2020	9/10/2020
Design RFP Final Selection	10/29/2020	10/29/2020
Consultant Contract Issuance	12/14/2020	4/20/2021
Design Completion	12/31/2021	10/23/2023
Turf Supplier RFP Proposal Due	4/30/2022	6/6/2023
Turf Supplier Contract Executed	9/8/2023	9/8/2023
Turf Contract GMP Executed	9/17/2024	
Turf Contract Start	10/1/2024	
Turf Contract Substantial Completion	1/30/2026	

**Consultant**

SBE 25%  
 Local 25%  
 WBE 0%  
 MBE 6.13%

**Contractor**

SBE N/A  
 Local N/A  
 WBE N/A  
 MBE N/A



### FINANCIAL SUMMARY

### NOTES

	Project Budget	Committed	% Committed	Paid To Date
	A	B	C=B/A	D
Construction	\$6,702,000	\$252,577	3.77%	\$220,498
Other	\$30,000	\$138,545	461.82%	\$88,647
<b>TOTAL</b>	<b>\$6,732,000</b>	<b>\$391,122</b>	<b>5.81%</b>	<b>\$309,145</b>

GMP package submitted 7/30/2024 for 9/17/2024 BCC meeting. Proposed transfer from IST Reserve to address a funding deficit is proceeding concurrently. Building permit submission made May 2024; issuance expected to be prior to construction NTP. Project team meetings are being held as warranted.



# Monthly Infrastructure Sales Tax Project Report

## Large Cap Projects

Data Date: 8/15/2024

Report Date: 8/31/2024


### DESCRIPTION/TEAM

### SCOPE

### PHOTO

**Project Title:** Caloosa Park Athletic Field Renovation

Replacement of existing grass field turf with synthetic turf on multi-purpose field 1 & 3 as well as converted from multi-purpose field 4 converted from softball.  
Funded: FY 2020 \$4,000,000 and FY 2024 \$1,191,469



Project Number: T100  
 BCC District: 04  
 Delivery Method: TBD  
 Category: A06-Athletic Field Renovations  
 Status: Permitting  
 Designer: Florida Transportation Engineering  
 Contractor: LTG Sports Turf One  
 Project Manager: Brian Smith

### SCHEDULE SUMMARY

	Original	Actual
Begin Existing Site Surveys	1/29/2020	1/29/2020
Complete Existing Site Surveys	6/30/2020	3/30/2020
Finalization of Existing Site Surveys	8/30/2020	6/7/2020
Design RFP Proposals Due	9/4/2020	9/10/2020
Design RFP Final Selection	10/29/2020	10/29/2020
Consultant Contract Issuance	12/14/2020	4/20/2021
Design Completion	12/31/2021	10/10/2023
Turf Supplier RFP Proposal Due	4/30/2023	6/6/2023
Turf Supplier Contract Executed	9/8/2023	9/8/2023
Turf Contract GMP Executed	9/18/2023	
Turf Contract Start	10/1/2024	
Turf Contract Substantial Completion	1/30/2026	

### PARTICIPATION

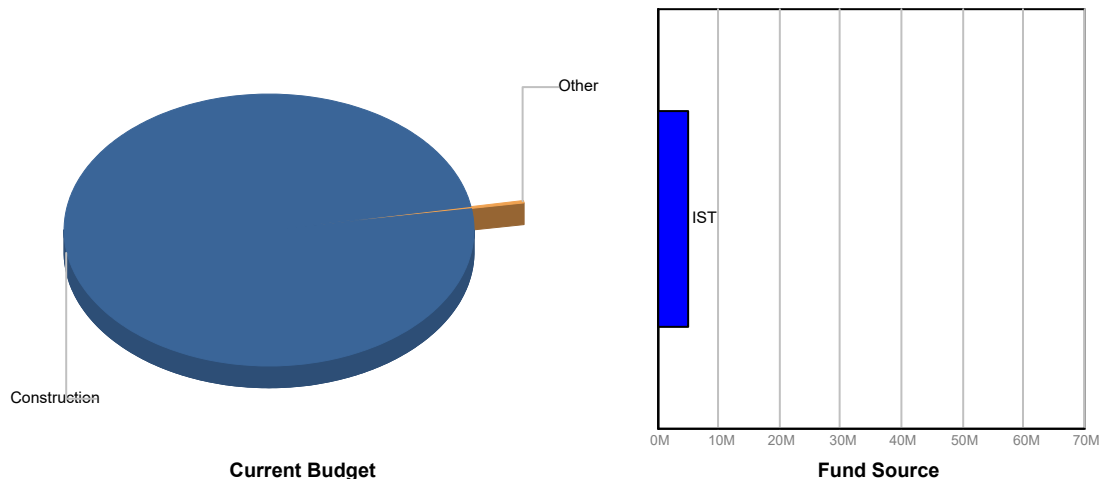
**Consultant**

- SBE 25%
- Local 25%
- WBE 0%
- MBE 6.13%

**Contractor**

- SBE N/A
- Local N/A
- WBE N/A
- MBE N/A

### FUNDING



### FINANCIAL SUMMARY

	Project Budget	Committed	% Committed	Paid To Date
	A	B	C=B/A	D
Construction	\$5,171,469	\$249,188	4.82%	\$190,099
Other	\$20,000	\$41,703	208.51%	\$14,173
<b>TOTAL</b>	<b>\$5,191,469</b>	<b>\$290,890</b>	<b>5.60%</b>	<b>\$204,272</b>

### NOTES

GMP package submitted 7/30/2024 for 9/17/2024 BCC meeting. Proposed transfer from IST Reserve to address a funding deficit is proceeding concurrently. Building permit submission made May 2024; issuance expected to be prior to construction NTP. Project team meetings are being held as warranted.



# Monthly Infrastructure Sales Tax Project Report

## Large Cap Projects

Data Date: 8/15/2024

Report Date: 8/31/2024

### DESCRIPTION/TEAM

### SCOPE

### PHOTO

**Project Title:** JPP Athletic Field Renovation

Replacement of existing grass field turf with synthetic turf on the Miracle League Field as well as short field multi-purpose field, converted from softball 1.  
Funded: FY 2020 \$3,222,000 and FY2024 \$392,840



Project Number: T101  
 BCC District: 03  
 Delivery Method: TBD  
 Category: A06-Athletic Field Renovations  
 Status: Permitting  
 Designer: Florida Transportation Engineering  
 Contractor: LTG Sports Turf One  
 Project Manager: Brian Smith

### SCHEDULE SUMMARY

	Original	Actual
Begin Existing Site Surveys	1/29/2020	1/29/2020
Complete Existing Site Surveys	6/30/2020	4/15/2020
Finalization of Existing Site Surveys	8/30/2020	10/15/2020
Design RFP Proposals Due	9/4/2020	9/10/2020
Design RFP Final Selection	10/29/2020	10/29/2020
Consultant Contract Issuance	12/14/2020	4/20/2021
Design Completion	12/31/2021	10/10/2023
Turf Supplier RFP Proposal Due	4/30/2022	6/6/2023
Turf Supplier Contract Executed	9/8/2023	9/8/2023
Turf Contract GMP Executed	9/17/2024	
Turf Contract Start	10/1/2024	
Turf Contract Substantial Completion	1/30/2026	

### PARTICIPATION

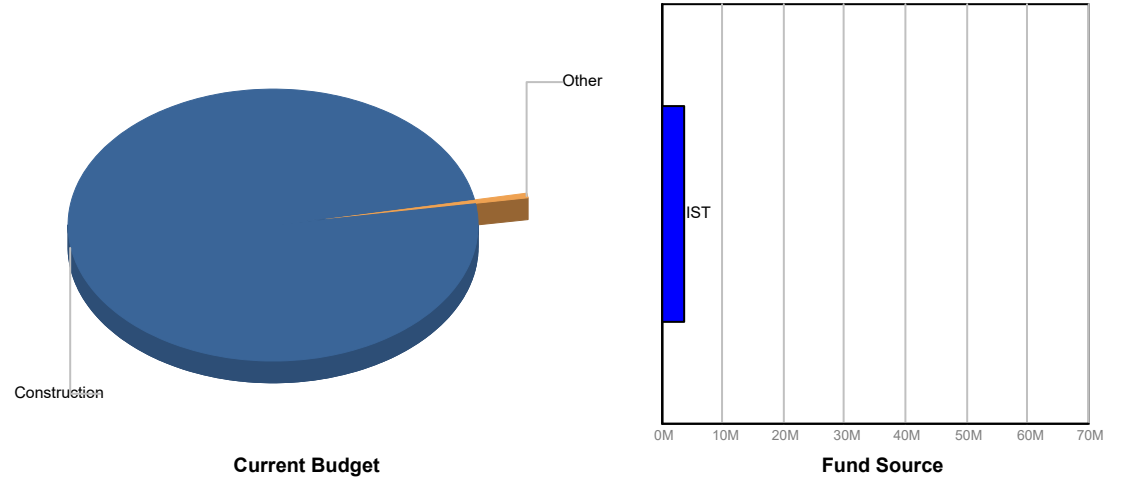
**Consultant**

- SBE 25%
- Local 25%
- WBE 0%
- MBE 6.13%

**Contractor**

- SBE N/A
- Local N/A
- WBE N/A
- MBE N/A

### FUNDING



### FINANCIAL SUMMARY

	Project Budget	Committed	% Committed	Paid To Date
	A	B	C=B/A	D
Construction	\$3,596,840	\$201,293	5.60%	\$188,908
Other	\$16,000	\$143,675	897.97%	\$2,354
<b>TOTAL</b>	<b>\$3,612,840</b>	<b>\$344,968</b>	<b>9.55%</b>	<b>\$191,262</b>

### NOTES

GMP package submitted 7/30/2024 for 9/17/2024 BCC meeting. Proposed transfer from IST Reserve to address a funding deficit is proceeding concurrently. Building permit submission made May 2024; issuance expected to be prior to construction NTP. Project team meetings are being held as warranted.





# Monthly Infrastructure Sales Tax Project Report

## Large Cap Projects

Data Date: 8/15/2024

Report Date: 8/31/2024

### DESCRIPTION/TEAM

### SCOPE

### PHOTO

**Project Title:** Loggers Run Park Athletic Field Renovation  
**Project Number:** T102  
**BCC District:** 05  
**Delivery Method:** TBD  
**Category:** A06-Athletic Field Renovations  
**Status:** Permitting  
**Designer:** Florida Transportation Engineering  
**Contractor:** LTG Sports Turf One  
**Project Manager:** Brian Smith

Replacement of existing grass field turf with synthetic turf on multi-purpose field 1 & 2.  
 FY 2020 IST \$3,200,000  
 FY 2022 IST (\$700,000)  
 FY 2024 IST \$305,000



### SCHEDULE SUMMARY

	Original	Actual
Begin Existing Site Surveys	1/29/2020	1/29/2020
Complete Existing Site Surveys	6/30/2020	3/16/2020
Finalization of Existing Site Surveys	8/30/2020	10/16/2020
Design RFP Proposals Due	9/4/2020	9/10/2020
Design RFP Final Selection	10/29/2020	10/29/2020
Consultant Contract Issuance	12/14/2020	4/20/2021
Design Completion	12/31/2021	10/10/2023
Turf Supplier RFP Proposal Due	4/30/2022	6/6/2023
Turf Supplier Contract Executed	9/8/2023	9/8/2023
Turf Contract GMP Executed	9/17/2024	
Turf Contract Start	10/1/2024	
Turf Contract Substantial Completion	1/30/2026	

### PARTICIPATION

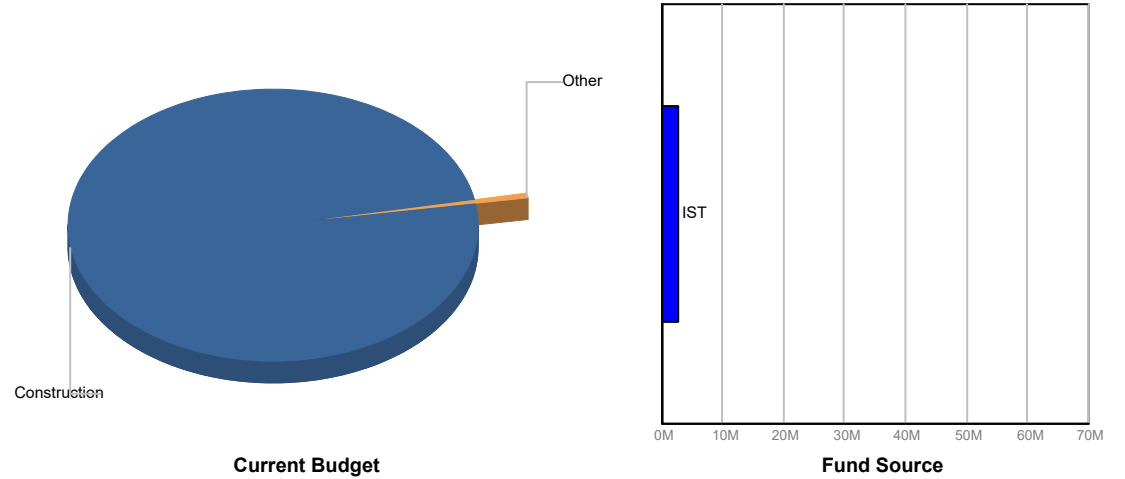
**Consultant**

- SBE 25%
- Local 25%
- WBE 0%
- MBE 6.13%

**Contractor**

- SBE N/A
- Local N/A
- WBE N/A
- MBE N/A

### FUNDING



### FINANCIAL SUMMARY

	Project Budget	Committed	% Committed	Paid To Date
	A	B	C=B/A	D
Construction	\$2,789,000	\$185,915	6.67%	\$145,063
Other	\$16,000	\$16,763	104.77%	\$16,763
<b>TOTAL</b>	<b>\$2,805,000</b>	<b>\$202,678</b>	<b>7.23%</b>	<b>\$161,826</b>

### NOTES

GMP package submitted 7/30/2024 for 9/17/2024 BCC meeting. Proposed transfer from IST Reserve to address a funding deficit is proceeding concurrently. Building permit submission made May 2024; issuance expected to be prior to construction NTP. Project team meetings are being held as warranted.



# Monthly Infrastructure Sales Tax Project Report

## Large Cap Projects

Data Date: 8/15/2024

Report Date: 8/31/2024

### DESCRIPTION/TEAM

### SCOPE

### PHOTO

**Project Title:** Samuel Friedland District Park Expansion  
**Project Number:** T103  
**BCC District:** 06  
**Delivery Method:** TBD  
**Category:** A06-Athletic Field Renovations  
**Status:** Permitting  
**Designer:** Florida Transportation Engineering  
**Contractor:** LTG Sports Turf One  
**Project Manager:** Brian Smith

Replacement of existing grass field turf with synthetic turf on multi-purpose field 9 & 10 as well as the open play field.  
 Funded: FY 2020 \$3,000,000 and FY 2024 \$366,000



### SCHEDULE SUMMARY

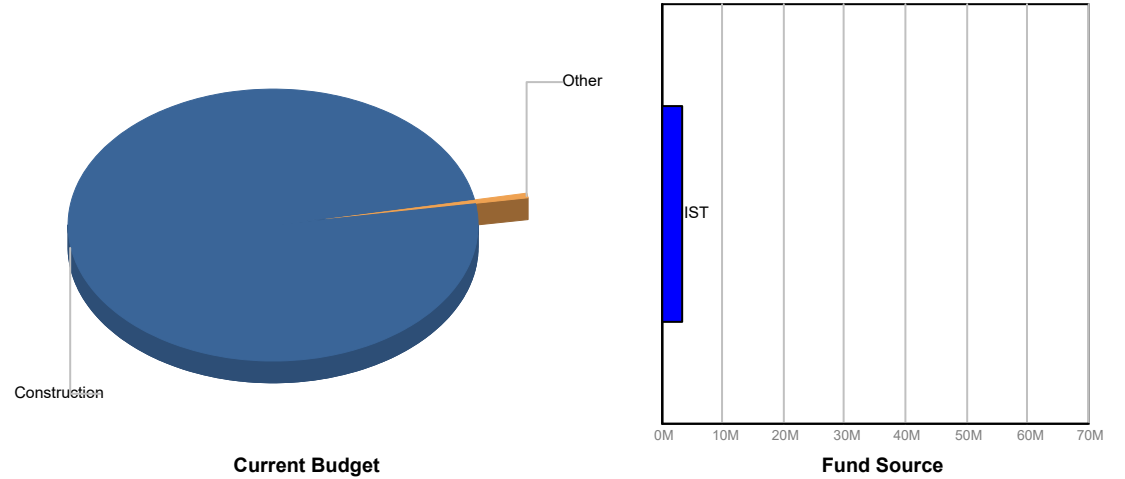
	Original	Actual
Begin Existing Site Surveys	1/20/2020	1/29/2020
Complete Existing Site Surveys	6/30/2020	2/28/2020
Finalization of Existing Site Surveys	8/30/2020	10/16/2020
Design RFP Proposals Due	9/4/2020	9/10/2020
Design RFP Final Selection	10/29/2020	10/29/2020
Consultant Contract Issuance	12/14/2020	4/20/2021
Design Completion	12/31/2021	10/10/2023
Turf Supplier RFP Proposal Due	4/30/2022	9/6/2023
Turf Supplier Contract Executed	9/8/2023	9/8/2023
Turf Contract GMP Executed	9/17/2024	
Turf Contract Start	10/1/2024	
Turf Contract Substantial Completion	1/30/2026	

### PARTICIPATION

**Consultant**  
 SBE 25%  
 Local 25%  
 WBE 0%  
 MBE 6.13%

**Contractor**  
 SBE N/A  
 Local N/A  
 WBE N/A  
 MBE N/A

### FUNDING



### FINANCIAL SUMMARY

	Project Budget	Committed	% Committed	Paid To Date
	A	B	C=B/A	D
Construction	\$3,351,000	\$187,049	5.58%	\$150,637
Other	\$15,000	\$23,959	159.72%	\$11,634
<b>TOTAL</b>	<b>\$3,366,000</b>	<b>\$211,008</b>	<b>6.27%</b>	<b>\$162,271</b>

### NOTES

GMP package submitted 7/30/2024 for 9/17/2024 BCC meeting. Proposed transfer from IST Reserve to address a funding deficit is proceeding concurrently. Building permit submission made May 2024; issuance expected to be prior to construction NTP. Project team meetings are being held as warranted.



# Monthly Infrastructure Sales Tax Project Report

## Large Cap Projects

Data Date: 8/15/2024

Report Date: 8/31/2024

### DESCRIPTION/TEAM

### SCOPE

### PHOTO

**Project Title:** Westgate Park Restroom and Athletic Field Renovation  
**Project Number:** T110  
**BCC District:** 07  
**Delivery Method:** TBD  
**Category:** E02-Existing Park Redevelopment or Expansion  
**Status:** Permitting  
**Designer:** Florida Transportation Engineering  
**Contractor:** LTG Sports Turf One  
**Project Manager:** Brian Smith

Replacement of existing grass field turf with synthetic turf on multi-purpose field 1.  
**Funded:**  
 FY 2020 IST \$250,000  
 FY 2022 IST \$1,750,000  
 FY 2024 IST \$244,000



### SCHEDULE SUMMARY

	Original	Actual
Begin Existing Site Surveys	1/29/2020	1/29/2020
Complete Existing Site Surveys	6/30/2020	6/1/2021
Finalization of Existing Site Surveys	8/30/2020	8/25/2021
Design RFP Proposals Due	9/4/2020	9/10/2020
Design RFP Final Selection	10/29/2020	10/29/2020
Consultant Contract Issuance	12/14/2020	4/20/2021
Design Completion	12/31/2021	10/10/2023
Turf Supplier RFP Proposal Due	4/30/2022	6/6/2023
Turf Supplier Contract Executed	9/8/2023	9/8/2023
Turf Contract GMP Executed	9/17/2024	
Turf Contract Start	10/1/2024	
Turf Contract Substantial Completion	1/30/2026	

### PARTICIPATION

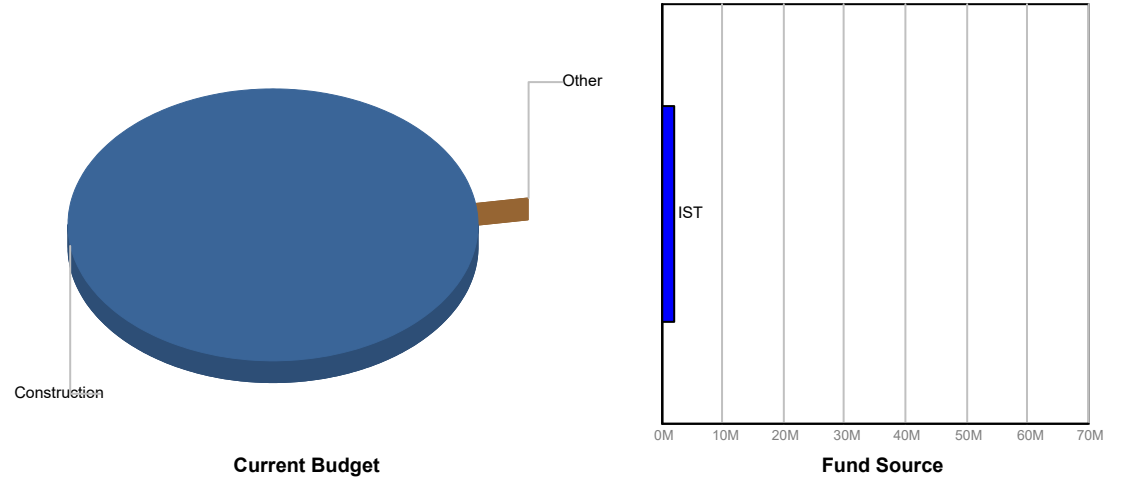
**Consultant**

- SBE 25%
- Local 25%
- WBE 0%
- MBE 6.13%

**Contractor**

- SBE N/A
- Local N/A
- WBE N/A
- MBE N/A

### FUNDING



### FINANCIAL SUMMARY

	Project Budget	Committed	% Committed	Paid To Date
	A	B	C=B/A	D
Construction	\$2,242,750	\$168,216	7.50%	\$140,859
Other	\$1,250	\$13,165	1,053.17%	\$0
<b>TOTAL</b>	<b>\$2,244,000</b>	<b>\$181,380</b>	<b>8.08%</b>	<b>\$140,859</b>

### NOTES

GMP package submitted 7/30/2024 for 9/17/2024 BCC meeting. Proposed transfer from IST Reserve to address a funding deficit is proceeding concurrently. Building permit submission made May 2024; issuance expected to be prior to construction NTP. Project team meetings are being held as warranted.




# Monthly Infrastructure Sales Tax Project Report

## Large Cap Projects

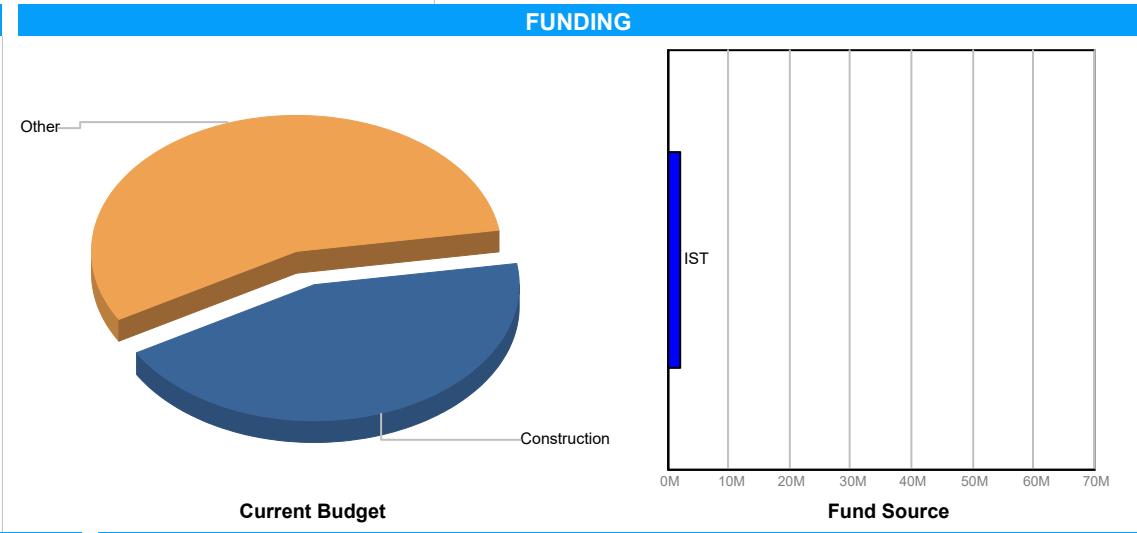
Data Date: 8/15/2024

Report Date: 8/31/2024

DESCRIPTION/TEAM	SCOPE	PHOTO
<p><b>Project Title:</b> Dubois Park Var Historic Building Repair and Renovation</p> <p>Project Number: T111</p> <p>BCC District: 01</p> <p>Delivery Method: Annual Contract</p> <p>Category: P08-Public Building Repair Replacement &amp; Expans</p> <p>Status: Construction</p> <p>Designer: N/A</p> <p>Contractor: Robling Architecture Construction</p> <p>Project Manager: Javier Torres/Benjamin Carroll</p>	<p>The project consists of relocating the Pineapple Packing House structure, wood framing repairs, roof replacement and new windows, doors, electrical and HVAC, as well as renovation to the Dubois House.</p> <p>IST FY 2020 - \$250,000</p> <p>IST FY 2021 - \$250,000</p> <p>IST FY 2022 - \$250,000</p> <p>IST FY 2023 - \$250,000</p> <p>IST FY 2024 - \$644,585</p> <p>IST FY 2025 - \$599,415</p>	

SCHEDULE SUMMARY		
	Original	Actual
Project Start	4/12/2021	4/12/2021
Project Completion	12/13/2021	

PARTICIPATION	
<b>Consultant</b>	
SBE	N/A
Local	N/A
WBE	N/A
MBE	N/A
<b>Contractor</b>	
SBE	10.46%
Local	100%
WBE	0%
MBE	0%



FINANCIAL SUMMARY				
	Project Budget	Committed	% Committed	Paid To Date
	A	B	C=B/A	D
Construction	\$992,750	\$298,319	30.05%	\$290,471
Other	\$1,251,250	(\$1,225)	-0.10%	\$6,623
<b>TOTAL</b>	<b>\$2,244,000</b>	<b>\$297,094</b>	<b>13.24%</b>	<b>\$297,094</b>

**NOTES**

Pineapple House (\$400,000): Robling's work is complete. Processing final payment. Pioneer House: Project is in the process of closing out, and a change order is in progress. Dubois House: The design contract was directed to adhere to the resiliency and sustainability requirements. Adding the Resiliency provision to consultant scope remains under review by CID team.



# Monthly Infrastructure Sales Tax Project Report

## Large Cap Projects

Data Date: 8/15/2024

Report Date: 8/31/2024

### DESCRIPTION/TEAM

### SCOPE

### PHOTO

**Project Title:** Canyon's District Park New Park Development  
**Project Number:** T122  
**BCC District:** 05  
**Delivery Method:** Construction Manager at Risk  
**Category:** N02-New Park Development  
**Status:** Construction  
**Designer:** Architecture Green  
**Contractor:** Kaufman Lynn  
**Project Manager:** Brian Smith

The project consists of the construction of a 52 acre Park south of Boynton Beach Blvd, along the west side of Acme Dairy Rd. with the Canyon Lakes Communities bordering the south and west limits of the site. The park will be constructed in two phases. Phase I will need to be completed in order to transfer the multi-purpose activities that currently take place on two existing soccer fields located to the west of the park. Once transferred the old soccer fields site will become the site of the new Canyon District Library. Impact Fees \$4,755,000  
 FY 2021 IST \$12,000,000  
 FY 2022 IST \$12,983,740  
 FY 2024 IST \$20,000,000



### SCHEDULE SUMMARY

	Original	Actual
GMP Approval-Phase I	1/14/2021	5/4/2021
Construction Start-Phase I	1/27/2021	1/4/2021
Substantial Completion-Phase I	1/27/2022	9/27/2024
Substantial Completion-Phase II	1/30/2026	
Construction Start-Phase II	3/4/2024	8/1/2024
GMP Approval Phase 2	7/2/2024	7/2/2024

### PARTICIPATION

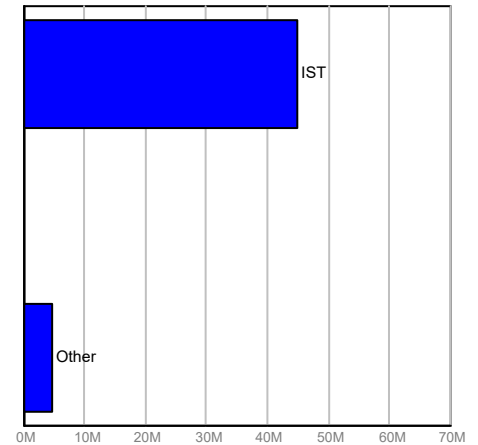
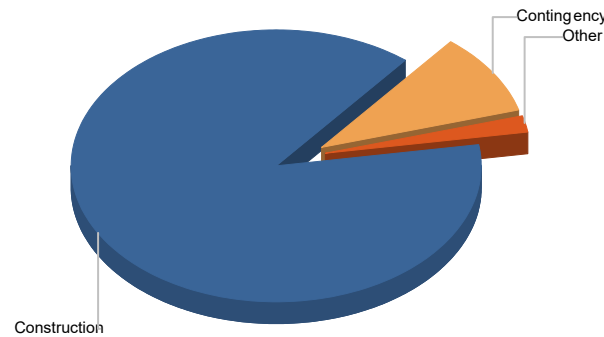
**Consultant**

- SBE 75.93%
- Local 100%
- WBE 21.41%
- MBE 0%

**Contractor**

- SBE 22.32%
- Local 100%
- WBE 22.32%
- MBE 22.32%

### FUNDING



Current Budget

Fund Source

### FINANCIAL SUMMARY

	Project Budget	Committed	% Committed	Paid To Date
	A	B	C=B/A	D
Design	\$0	\$105,606	0.00%	\$182,193
Construction	\$43,983,740	\$39,635,519	90.11%	\$10,215,881
Other	\$1,000,000	\$1,147,939	114.79%	\$1,144,087
Contingency	\$4,755,000	\$0	0.00%	\$0
<b>TOTAL</b>	<b>\$49,738,740</b>	<b>\$40,889,065</b>	<b>82.21%</b>	<b>\$11,542,161</b>

### NOTES

All Phase 1 and 1A construction is complete; Phase 1 & 1A close-out is progressing, with the Phase 1A final pay application submitted on 6/26/2024. Phase 2 building permits were issued. The construction NTP was issued on 7/16/2024, with a commencement date of 8/1/2024. Ground breaking event is scheduled for 9/30/2024. The Phase 2 construction kick-off meeting was held on 7/29/2024, with twice-monthly OAC meetings beginning on 9/10/2024.



# Monthly Infrastructure Sales Tax Project Report

## Large Cap Projects

Data Date: 8/15/2024

Report Date: 8/31/2024

### DESCRIPTION/TEAM

### SCOPE

### PHOTO

**Project Title:** Okeehetee Park South Expansion

Project Number: T125  
 BCC District: 03  
 Delivery Method: Annual Contract  
 Category: E02-Existing Park Redevelopment or Expansion  
 Status: Design  
 Designer: N/A  
 Contractor: RCP Shelters and Wynn & Sons  
 Project Manager: Bob Hamilton

Inclusion of new park amenities and accrual of funds for the development of a camping island, picnic island and RV park.  
 FY21: \$1,000,000  
 FY22: \$1,000,000  
 FY24: \$452,010  
 FY25: \$1,705,000



### SCHEDULE SUMMARY

### PARTICIPATION

### FUNDING

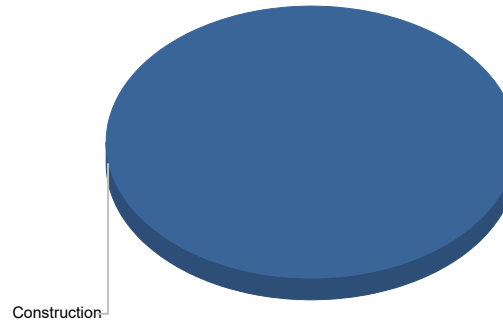
	Original	Actual
Start Date	9/9/2021	9/9/2021
Completion Date	5/31/2022	

#### Consultant

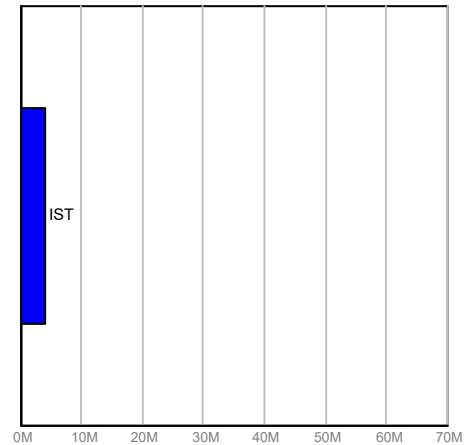
SBE N/A  
 Local N/A  
 WBE N/A  
 MBE N/A

#### Contractor

SBE 100%  
 Local 100%  
 WBE 0%  
 MBE 0%



Current Budget



Fund Source

### FINANCIAL SUMMARY

### NOTES

	Project Budget	Committed	% Committed	Paid To Date
	A	B	C=B/A	D
Construction	\$4,157,010	\$56,818	1.37%	\$56,818
<b>TOTAL</b>	<b>\$4,157,010</b>	<b>\$56,818</b>	<b>1.37%</b>	<b>\$56,818</b>

RFP for development of a master plan was submitted 5/1/2024. A CID PM has yet to be assigned.




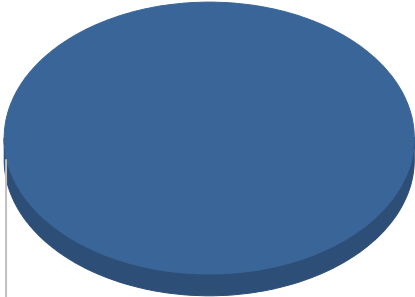
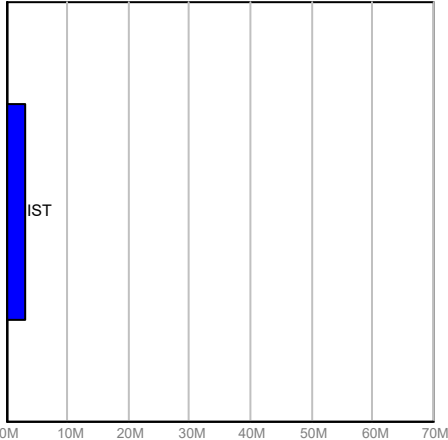
# Monthly Infrastructure Sales Tax Project Report

## Large Cap Projects

Data Date: 8/15/2024

Report Date: 8/31/2024

DESCRIPTION/TEAM	SCOPE	PHOTO
<p><b>Project Title:</b> Acreage Community Park Recreation Center</p> <p>Project Number: T156</p> <p>BCC District: 06</p> <p>Delivery Method: TBD</p> <p>Category: E02-Existing Park Redevelopment or Expansion</p> <p>Status: Design</p> <p>Designer: Cotleur &amp; Hearing</p> <p>Contractor: LandTek</p> <p>Project Manager: ITID/Bob Hamilton</p>	<p>The project originally consisted of construction of a community/recreation center within Acreage Community Park. The project as now proposed consists of a synthetic turf multi-purpose field, state park, equestrian drop-off area and support infrastructure.</p>	

SCHEDULE SUMMARY	PARTICIPATION	FUNDING						
<table border="1"> <thead> <tr> <th></th> <th>Original</th> <th>Actual</th> </tr> </thead> <tbody> <tr> <td>Project Start</td> <td>10/1/2021</td> <td>10/7/2024</td> </tr> </tbody> </table>		Original	Actual	Project Start	10/1/2021	10/7/2024	<p><b>Consultant</b></p> <p>SBE N/A</p> <p>Local N/A</p> <p>WBE N/A</p> <p>MBE N/A</p> <p><b>Contractor</b></p> <p>SBE N/A</p> <p>Local N/A</p> <p>WBE N/A</p> <p>MBE N/A</p>	<div style="text-align: center;">  <p>Construction</p> <p><b>Current Budget</b></p> </div> <div style="text-align: center;">  <p><b>Fund Source</b></p> </div>
	Original	Actual						
Project Start	10/1/2021	10/7/2024						

FINANCIAL SUMMARY				
	Project Budget	Committed	% Committed	Paid To Date
	A	B	C=B/A	D
Construction	\$3,000,000	\$0	0.00%	\$0
<b>TOTAL</b>	<b>\$3,000,000</b>	<b>\$0</b>	<b>0.00%</b>	<b>\$0</b>

**NOTES**

Per the latest ITID update the District has hired LTG Sports Turf One/LandTek for the installation of the artificial turf field. ITID expects to break ground with construction this fall, exact time subject to permitting. The contractor is ready to go.




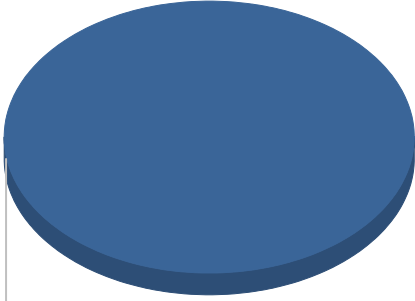
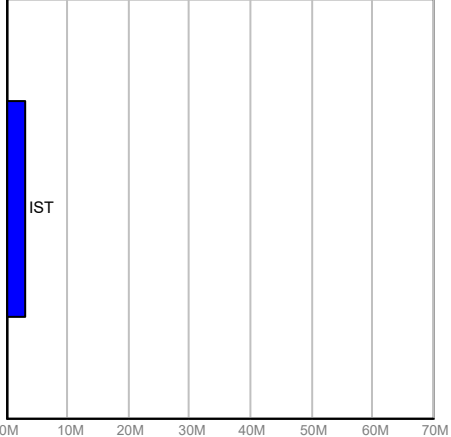
# Monthly Infrastructure Sales Tax Project Report

## Large Cap Projects

Data Date: 8/15/2024

Report Date: 8/31/2024

DESCRIPTION/TEAM	SCOPE	PHOTO
<p><b>Project Title:</b> JPP Parks Division Office Building Addition</p> <p>Project Number: T174</p> <p>BCC District: 03</p> <p>Delivery Method: Annual Contract</p> <p>Category: P08-Public Building Repair Replacement &amp; Expans</p> <p>Status: Design</p> <p>Designer: Colome' &amp; Associates, Inc.</p> <p>Contractor: TBD</p> <p>Project Manager: Eric Chimienti</p>	<p>Permanent office space is needed to replace two (2) modular office trailers that have exceeded their useful life and are rotting . The addition would be to the current Parks Operations Administration building (trailers more than 20 years old - rotting).</p> <p>FY2023 \$750,000.00            FY2024 \$344,650.00            FY2025 \$2,075,000.00</p>	

SCHEDULE SUMMARY	PARTICIPATION	FUNDING						
<table border="1"> <thead> <tr> <th></th> <th style="text-align: center;">Original</th> <th style="text-align: center;">Actual</th> </tr> </thead> <tbody> <tr> <td>TBD</td> <td></td> <td></td> </tr> </tbody> </table>		Original	Actual	TBD			<p><b>Consultant</b></p> <p>SBE TBD</p> <p>Local TBD</p> <p>WBE TBD</p> <p>MBE TBD</p> <p><b>Contractor</b></p> <p>SBE TBD</p> <p>Local TBD</p> <p>WBE TBD</p> <p>MBE TBD</p>	<div style="text-align: center;">  <p>Construction</p> <p><b>Current Budget</b></p> </div> <div style="text-align: center;">  <p><b>Fund Source</b></p> </div>
	Original	Actual						
TBD								

FINANCIAL SUMMARY				
	Project Budget	Committed	% Committed	Paid To Date
	A	B	C=B/A	D
Construction	\$3,169,650	\$1,703	0.05%	\$1,703
<b>TOTAL</b>	<b>\$3,169,650</b>	<b>\$1,703</b>	<b>0.05%</b>	<b>\$1,703</b>

**NOTES**

The original project was canceled so Parks could combine it and re-submit a new RFPA that included all the other work they wanted. Awaiting new RFPA.





# Monthly Infrastructure Sales Tax Project Report

## Large Cap Projects

Data Date: 8/15/2024

Report Date: 8/31/2024

### DESCRIPTION/TEAM

### SCOPE

### PHOTO

**Project Title:** Glades Pioneer Park Athletic Field Renovation  
**Project Number:** T175  
**BCC District:** 06  
**Delivery Method:** TBD  
**Category:** A06-Athletic Field Renovations  
**Status:** Permitting  
**Designer:** Florida Transportation Engineering  
**Contractor:** LTG Sports Turf One  
**Project Manager:** Brian Smith

Athletic facility improvement to Glades Pioneer Park will allow for year-round use of football/soccer fields. High quality artificial surfacing will provide an excellent facility for youth and allow for minimal downtime for positive youth activities.  
**Funded:**  
 FY 2021 \$210,000  
 FY 2023 \$1,009,000  
 FY 2024 \$148,718



### SCHEDULE SUMMARY

	Original	Actual
Begin Existing Site Surveys	1/29/2020	1/29/2020
Complete Existing Site Surveys	6/30/2020	5/18/2020
Finalization of Existing Site Surveys	8/30/2020	9/18/2020
Design RFP Final Selection	10/29/2020	10/29/2020
Consultant Contract Issuance	12/14/2020	
Design Completion	12/31/2021	10/10/2023
Turf Supplier RFP Proposal Due	4/30/2022	6/6/2023
Turf Supplier Contract Executed	9/8/2023	9/8/2023
Turf Contract GMP Executed	9/17/2024	
Turf Contract Start	10/1/2024	
Turf Contract Substantial Completion	1/30/2026	

### PARTICIPATION

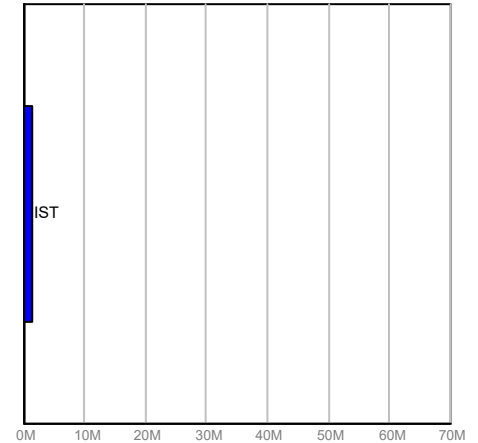
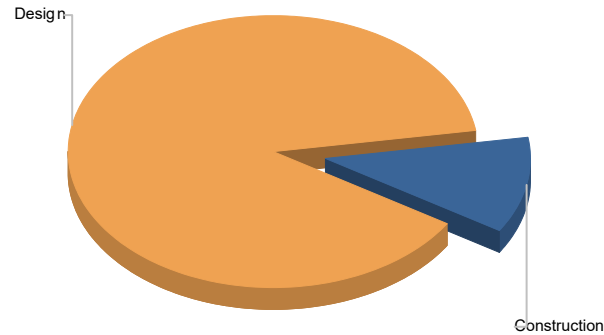
**Consultant**

- SBE 25%
- Local 25%
- WBE 0%
- MBE 6.13%

**Contractor**

- SBE N/A
- Local N/A
- WBE N/A
- MBE N/A

### FUNDING



Current Budget

Fund Source

### FINANCIAL SUMMARY

	Project Budget	Committed	% Committed	Paid To Date
	A	B	C=B/A	D
Design	\$1,213,709	\$188,521	15.53%	\$149,533
Construction	\$154,009	\$0	0.00%	\$0
<b>TOTAL</b>	<b>\$1,367,718</b>	<b>\$188,521</b>	<b>13.78%</b>	<b>\$149,533</b>

### NOTES

GMP package submitted 7/30/2024 for 9/17/2024 BCC meeting. Proposed transfer from IST Reserve to address a funding deficit is proceeding concurrently. Building permit submission made May 2024; issuance expected to be prior to construction NTP. Project team meetings are being held as warranted.



# Monthly Infrastructure Sales Tax Project Report

## Large Cap Projects

Data Date: 8/15/2024

Report Date: 8/31/2024

### DESCRIPTION/TEAM

### SCOPE

### PHOTO

**Project Title:** North County Pool Facility Repairs and Renovation  
**Project Number:** T176  
**BCC District:** 01  
**Delivery Method:** Annual Contract  
**Category:** A02-Aquatic Facility Repair and Replacement  
**Status:** Design  
**Designer:** Architecture Green  
**Contractor:** TBD  
**Project Manager:** Rich Carlton

Public aquatic facility overdue for large scale capital repair and renovation - renovations would include restroom/locker-room renovation, resurfacing and coping repairs, baby pool replacement with water feature and shade structures. We receive many public complaints about the structural design of and capital condition of the restrooms.  
  
 FY2023 \$2,062,000.00 and FY2024 \$251,564.00



### SCHEDULE SUMMARY

	Original	Actual
Pre-scope walk through	5/23/2023	6/2/2023
Phase 1 Design Start: Pool Renovations	2/16/2024	2/16/2024
Phase 2 Design: Restrooms/Lockers	6/24/2024	7/31/2024
Permit-TBD		
Construction Start-TBD		

### PARTICIPATION

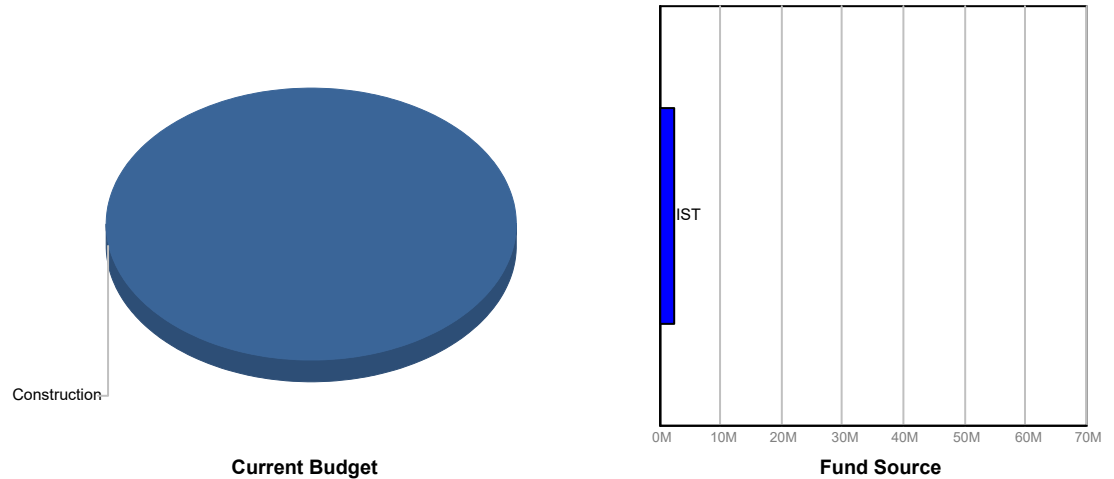
#### Consultant

SBE 100%  
 Local 100%  
 WBE 2%  
 MBE 0%

#### Contractor

SBE TBD  
 Local TBD  
 WBE TBD  
 MBE TBD

### FUNDING



### FINANCIAL SUMMARY

	Project Budget	Committed	% Committed	Paid To Date
	A	B	C=B/A	D
Construction	\$2,313,564	\$574,194	24.82%	\$88,986
<b>TOTAL</b>	<b>\$2,313,564</b>	<b>\$574,194</b>	<b>24.82%</b>	<b>\$88,986</b>

### NOTES

Project has (2) phases - Phase 1: Pool Renovations & New Splash Pad; Phase 2: Restrooms & Locker Rooms Renovations. Phase 1 CSA 9 approved by BCC on 2/16/24 and NTP released to Architect Green. Phase 2 CSA 9, supplement was approved by BCC on 5/07/24 . BCC approved budget increase of \$251,564.00 on 06/11/2024. Design currently in process with 95% CD's scheduled for 2025. Design meetings being held as needed.



# Monthly Infrastructure Sales Tax Project Report

## Large Cap Projects

Data Date: 8/15/2024

Report Date: 8/31/2024

### DESCRIPTION/TEAM

### SCOPE

### PHOTO

**Project Title:** Coconut Cove Waterpark Facility Repairs and Renovation  
**Project Number:** T177  
**BCC District:** 05  
**Delivery Method:** Annual Contract  
**Category:** A02-Aquatic Facility Repair and Replacement  
**Status:** Design  
**Designer:** Kimley-Horn  
**Contractor:** TBD  
**Project Manager:** Eric Chimienti

Repairs and renovations include replacement of play structure in zero depth playground, restroom refurbishment, replace old leaking concession tiki hut with a concession building, classroom and birthday party room renovation, replace old chairs/deck lounge chairs. Upgrades are necessary to maintain business operations and no loss in revenue.  
 IST Funded: FY2023\$1,449,000.00 and FY2024 \$176,778



### SCHEDULE SUMMARY

### PARTICIPATION

### FUNDING

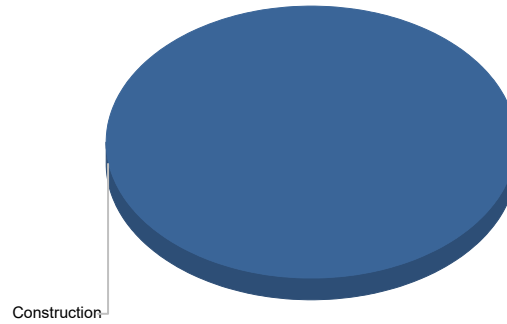
	Original	Actual
TBD		

#### Consultant

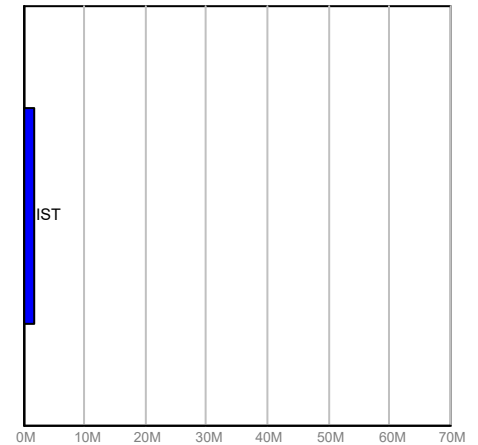
- SBE TBD
- Local TBD
- WBE TBD
- MBE TBD

#### Contractor

- SBE TBD
- Local TBD
- WBE TBD
- MBE TBD



Current Budget



Fund Source

### FINANCIAL SUMMARY

### NOTES

	Project Budget	Committed	% Committed	Paid To Date
	A	B	C=B/A	D
Construction	\$1,625,778	\$3,291	0.20%	\$3,291
<b>TOTAL</b>	<b>\$1,625,778</b>	<b>\$3,291</b>	<b>0.20%</b>	<b>\$3,291</b>

CID reviewed Kimley-Horn's proposal and sent it back for revisions. CID is awaiting a response from Kimley-Horn.