



Monthly Infrastructure Sales Tax Project Report

Large Cap Projects

Data Date: 07/20/2023

Report Date: 07/31/2023

DESCRIPTION/TEAM

SCOPE

PHOTO

Project Title: Headquarters R&R

Project Number: 11206
 BCC District: 03
 Delivery Method: Construction Management
 Category: S06-Sheriff - FDO
 Status: Construction
 Designer: Leo Daly
 Contractor: Kast Construction
 Project Manager: Terri Wolfe

The project consists of the exterior hardening of the entire building consisting of new exterior walls, impact resistant doors and windows, roof replacement and structural tie-ins as well as the R&R of all major building systems and interior renovation of approx. 75% of the building. As part of the project, the Board has also approved the temp. relocation of employees occupying approx. 70% of the space to ensure continuity of operations during the construction, reduce the overall duration of the project and therefore total project cost. This project is funded in:
 FY 2017 IST \$1,600,000, FY 2019 IST \$11,047,000
 FY 2020 IST \$10,835,000, FY 2021 IST \$17,620,000
 FY 2022 IST \$6,577,994
 Ad Valorem Fund Allocated to date \$6,705,974.48



SCHEDULE SUMMARY

	Original	Actual
Project Start	3/14/2016	3/14/2016
Design Start	5/9/2017	5/9/2017
Construction Start	1/31/2019	3/22/2021
Substantial Completion	8/23/2022	
Project Completion	3/24/2023	

PARTICIPATION

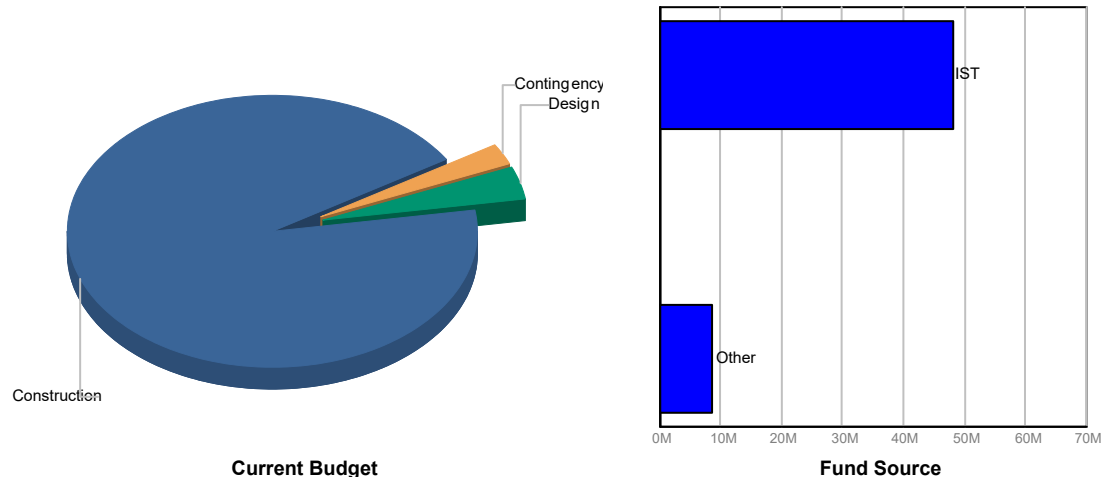
Consultant

SBE 24.71%
 Local 100%
 WBE N/A
 MBE N/A

Contractor

SBE 12.75%
 Local 100%
 WBE N/A
 MBE N/A

FUNDING



FINANCIAL SUMMARY

	Project Budget	Committed	% Committed	Paid To Date
	A	B	C=B/A	D
Design	\$2,274,200	\$3,321,057	146.03%	\$2,874,746
Construction	\$53,005,349	\$43,467,719	82.01%	\$41,092,502
Furniture, Fixtures & Equipment	\$0	\$199,340	0.00%	\$199,174
Other	\$0	\$116,675	0.00%	\$116,675
Contingency	\$1,418,800	\$0	0.00%	\$0
TOTAL	\$56,698,349	\$47,104,791	83.08%	\$44,283,097

NOTES

The punch-out process is 100% complete for the exterior and 95% for the interior. Stocking permit is in place. Parking lot sealing is 85% complete and civil/ landscape is 100% complete. Interior work includes: All 5 new elevators have been inspected and tuned over to PBC. Access control hardware is 95% complete. Project schedule risks include HVAC electronic controllers and communication cabling failure. Controller components are expected in mid-Sept. The redundant air components are expected shortly with an approx. 3 weeks to complete. Owner acceptance and turnover are expected in late- August 2023. Kast is expected to be clear of the site in late August 2023.



Monthly Infrastructure Sales Tax Project Report

Large Cap Projects

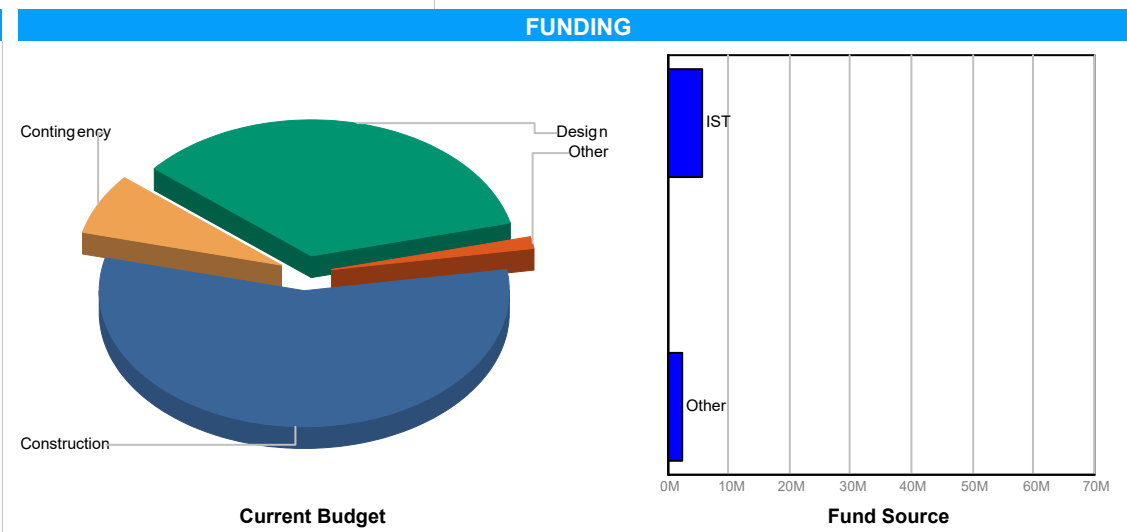
Data Date: 07/20/2023

Report Date: 07/31/2023

DESCRIPTION/TEAM	SCOPE	PHOTO
<p>Project Title: Ocean Inlet Park and Marina Renovation</p> <p>Project Number: 13367 BCC District: 04 Delivery Method: Hard Bid Category: P08-Public Building Repair Replacement & Expans Status: Construction Designer: Alan Gerwig & Associates, Inc. Contractor: Poseidon Project Manager: Rich Avery</p>	<p>The project consists of the replacement of marina components as well as new components including bulkhead wall, floating docks, floating finger docks, fixed dock, boat lifts, floating wave attenuator, landscaping, and replacement of the current Marina/Restroom and concession buildings. The project will be constructed in two phases. Phase one will consist of marina bulkhead, dock reconstruction and wave attenuator construction. The remaining scope to be completed during phase 2.</p> <p>Total available funding for this project consists of \$2,500,000 FY18 IST funds, \$2,500,000 FY20 Find Grant funds, and \$3,200,000 FY23 IST funds.</p>	

SCHEDULE SUMMARY		
	Original	Actual
Phase I Start	2/5/2018	2/4/2018
Design Start	10/22/2018	10/22/2018
Construction Start	12/3/2019	11/1/2021
Substantial Completion	11/1/2022	

PARTICIPATION	
Consultant	
SBE	82.50%
Local	100%
WBE	N/A
MBE	N/A
Contractor	
SBE	92.67
Local	92.67
WBE	TBD
MBE	TBD



FINANCIAL SUMMARY				
	Project Budget	Committed	% Committed	Paid To Date
	A	B	C=B/A	D
Design	\$2,877,200	\$331,253	11.51%	\$309,388
Construction	\$4,614,300	\$1,579,474	34.23%	\$1,064,466
Other	\$108,500	\$94,843	87.41%	\$94,843
Contingency	\$600,000	\$0	0.00%	\$0
TOTAL	\$8,200,000	\$2,005,570	24.46%	\$1,468,697

NOTES

North Seawall: Fixed dock is complete; finger docks, piles, boatlifts, electrical, and water connections are ongoing. Upland Plaza: Installation of forms for sidewalks and accessible ramps has commenced. Floating day dock and ramp are scheduled to be installed in early August 2023. South Seawall: Construction wall and cap is complete. Landscaping work has commenced.



Monthly Infrastructure Sales Tax Project Report

Large Cap Projects

Data Date: 07/20/2023

Report Date: 07/31/2023

DESCRIPTION/TEAM

Project Title: Evidence Building

Project Number: 14218
 BCC District: 03
 Delivery Method: Construction Management
 Category: S06-Sheriff - FDO
 Status: Construction
 Designer: Leo Daly
 Contractor: Pirtle Construction
 Project Manager: Jeffrey Halverson

SCOPE

The project consists of a new 2-story Evidence Storage/Crime Scene/Crime Lab Facility (Approximately 87,000 GSF) and a 12,000 GSF metal building for impound vehicle storage. The main facility will house property seized by the Sheriff's Office, Administrative Offices, Evidence Processing via the crime scene investigation unit and the crime lab. Monitored cameras, motion detectors, and restricted access with electronic logging will be provided. The facility will accommodate secure vehicle garage bays that can store large vehicles (i.e. 56' long trailers) holding evidence for investigation or transport. Site Development (16 Acres) to include user parking (public, booking officers & staff), a fenced/gated impound lot (350 surface spaces) and a limited area of covered parking.

PHOTO



Palm Beach County Sheriff's Office Forensic Facility



SCHEDULE SUMMARY

	Original	Actual
Project Start	3/30/2016	12/21/2016
Design Start	6/28/2017	6/28/2017
Construction Start	7/5/2018	4/29/2019
Substantial Completion	11/5/2019	10/30/2020
Project Completion	11/26/2019	

PARTICIPATION

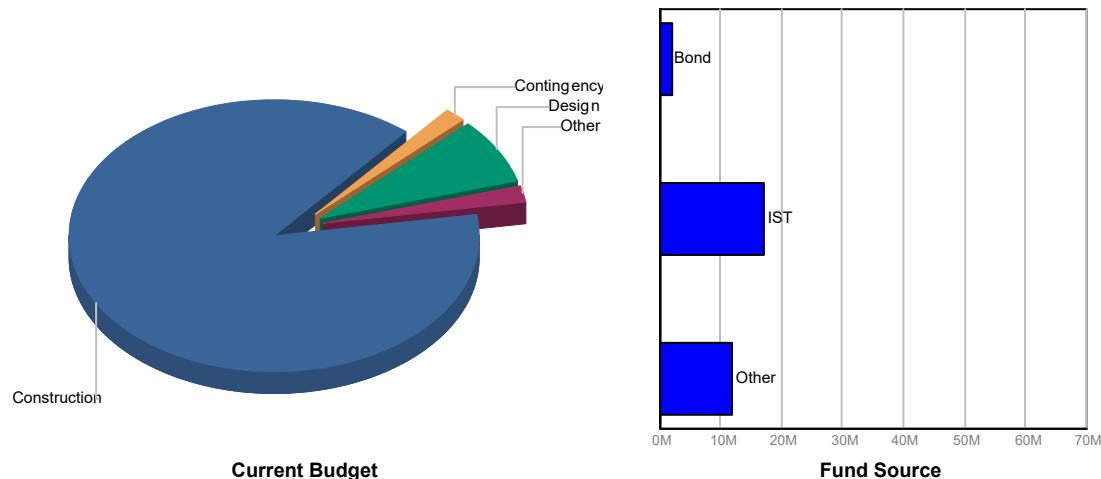
Consultant

SBE 33.21%
 Local 78.96%
 WBE N/A
 MBE N/A

Contractor

SBE 21.60%
 Local 55%
 WBE N/A
 MBE N/A

FUNDING



FINANCIAL SUMMARY

	Project Budget	Committed	% Committed	Paid To Date
	A	B	C=B/A	D
Design	\$2,461,526	\$2,370,540	96.30%	\$2,050,029
Construction	\$27,729,163	\$28,472,861	102.68%	\$20,170,120
Furniture, Fixtures & Equipment	\$0	\$0	0.00%	\$0
Other	\$602,158	\$199,506	33.13%	\$199,506
Contingency	\$492,268	\$3,672	0.75%	\$3,672
TOTAL	\$31,285,116	\$31,046,579	99.24%	\$22,423,327

NOTES

The dehumidification system is operating and being monitored. Work associated with the Preserve Area Management Plan is yet to be funded for close-out. Received response from CM on Field Bulletin 80 with the price for the Garage HVAC upgrade, Hazards Storage room conversion, and other small items and expected to be approved 9/23.



Monthly Infrastructure Sales Tax Project Report

Large Cap Projects

Data Date: 07/20/2023

Report Date: 07/31/2023

DESCRIPTION/TEAM

SCOPE

PHOTO

Project Title: CR 880 Canal Bank Stabilization

Project Number: 1448
 BCC District: 06
 Delivery Method: Bid Contract Award
 Category: C02-CR 880 Canal Bank Stabilization
 Status: Construction
 Designer: Wantman Group
 Contractor: Dickerson Florida, Inc.
 Project Manager: Holly Knight

This project will repair, restore, and stabilize the embankment along a portion of County Road 880. The South Florida Water Management District's L-13 Canal parallels and is very close to County Road 880. The embankment area for County Road 880 to the canal is minimal. The undermining of the County Road 880 embankment continues due to storm events and increased South Florida Water Management District pumping and has progressively deteriorated. Repair of the embankment is necessary to prevent the eventual collapse of County Road 880 and to ensure the integrity of County Road 880 and provide a safe roadway for the public.
 IST Funds: FY17 \$1,000,000 FY18 \$2,000,000 FY24 \$2,000,000.



SCHEDULE SUMMARY

	Original	Actual
Construction Notice to Proceed	6/5/2017	6/5/2017
Phase III Construction Complete	11/2/2017	10/20/2017
Phase IV-Construction Notice to Proceed	6/1/2018	7/9/2018
Phase IV-Construction Complete	12/1/2018	3/27/2019
Phase V-Construction Notice to Proceed	6/1/2019	7/1/2019
Phase V-Construction Complete	12/1/2019	11/20/2019

PARTICIPATION

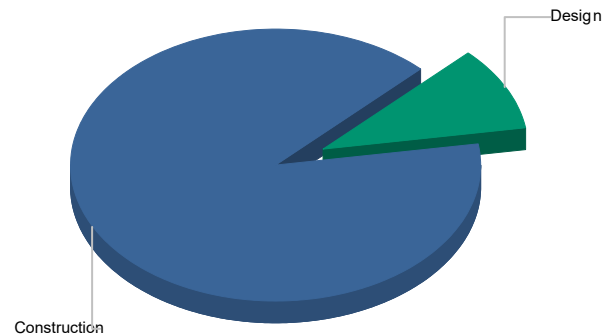
Consultant

SBE 15%
 Local 100%
 WBE 0%
 MBE 0%

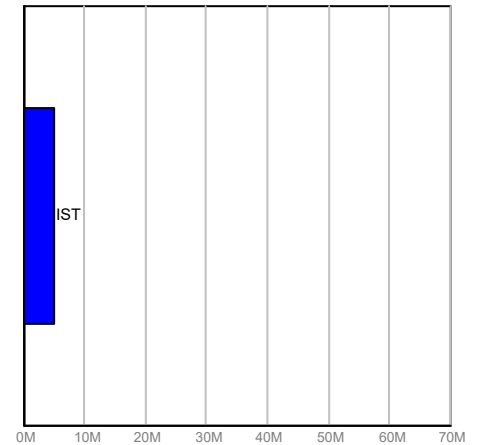
Contractor

SBE 23.4%
 Local 23.4%
 WBE 0%
 MBE 0%

FUNDING



Current Budget



Fund Source

FINANCIAL SUMMARY

	Project Budget	Committed	% Committed	Paid To Date
	A	B	C=B/A	D
Design	\$500,000	\$75,698	15.14%	\$75,698
Construction	\$4,500,000	\$2,537,336	56.39%	\$2,311,606
Contingency	\$0	\$0	0.00%	\$0
TOTAL	\$5,000,000	\$2,613,034	52.26%	\$2,387,304

NOTES

Phases I and II (constructing adjacent locations) were completed in FY 2015 and FY 2016 using non-IST funding. Phase III construction is funded at \$1,000,000 in FY 2017. Construction for Phases IV & V are funded at \$2,000,000 in FY 2018. Construction is complete for Phases III, IV and V. Project will recommence upon arrival of FY 2024 funding.



Monthly Infrastructure Sales Tax Project Report

Large Cap Projects

Data Date: 07/20/2023

Report Date: 07/31/2023

DESCRIPTION/TEAM

SCOPE

PHOTO

Project Title: 6th Ave. So. over Lake Osborne (LWDD E-4 Canal)(S Br/ East bound) (934307)

Project Number: 1464

BCC District: 03

Delivery Method: Design CCNA

Category: B08-Bridge Replacements

Status: Construction

Designer: Stantec

Contractor: Ranger

Project Manager: Will Carey

This project will replace an existing bridge that was built over 50 years ago. The new bridge will improve traffic safety (lane widths, bike lanes and barrier walls), improve roadway drainage, and enhance pedestrian sidewalk safety. The new bridge will also provide greater vertical clearance.



SCHEDULE SUMMARY

	Original	Actual
Design Contract Notice to Proceed	7/17/2018	7/17/2018
Design Completion	12/1/2020	2/14/2021
Construction Bid Date	3/1/2021	5/4/2021
Construction Start	12/1/2021	2/14/2022
Construction Complete	5/1/2024	

PARTICIPATION

Consultant

SBE 25%

Local 100%

WBE 0%

MBE 0%

Contractor

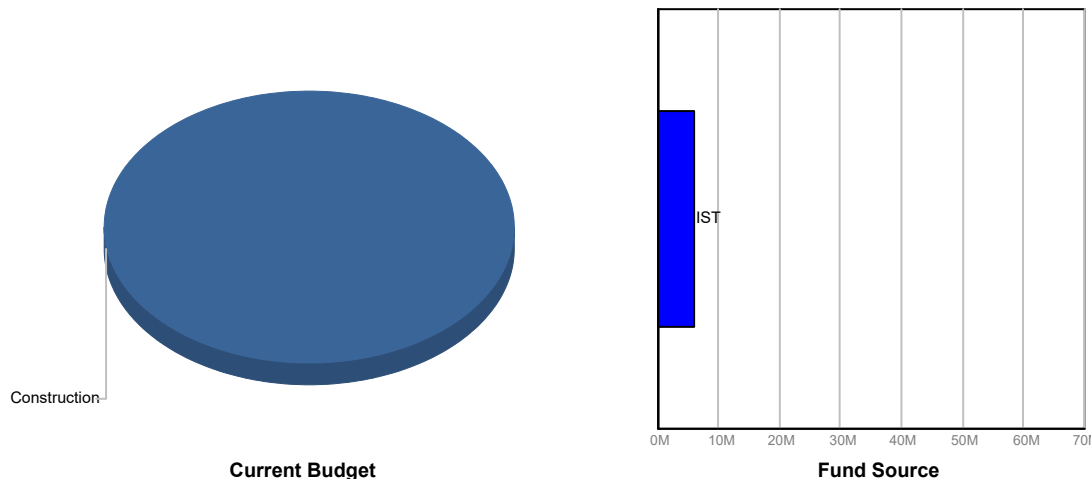
SBE 11%

Local 100%

WBE 0%

MBE 0%

FUNDING



FINANCIAL SUMMARY

	Project Budget	Committed	% Committed	Paid To Date
	A	B	C=B/A	D
Construction	\$6,000,000	\$5,665,200	94.42%	\$3,043,658
TOTAL	\$6,000,000	\$5,665,200	94.42%	\$3,043,658

NOTES

This project is funded with 5-Year Road Program (RP) funding and IST funding. Design (using RP funds) is complete. The project was bid on 5/4/21 - with apparent low bid of \$ 11.1m The IST partially funds the construction of the project at \$6m in FY 2020. Construction is ongoing (40% complete).



Monthly Infrastructure Sales Tax Project Report

Large Cap Projects

Data Date: 07/20/2023

Report Date: 07/31/2023

DESCRIPTION/TEAM

SCOPE

PHOTO

Project Title: CR 880 (Old SR 80) Over C-51 Canal (930940)
Project Number: 1480
BCC District: 06
Delivery Method: Design CCNA
Category: B08-Bridge Replacements
Status: Design
Designer: Alan Gerwig & Assoc.
Contractor: TBD (Bid)
Project Manager: Maroun Azzi

This project will replace an existing bridge that was built over 80 years ago. The new bridge will improve traffic safety (lane widths and vehicle barrier walls). The current bridge is weight restricted.



SCHEDULE SUMMARY

	Original	Actual
Design Contract Notice to Proceed	11/9/2018	11/9/2018
Design Completion	12/1/2023	
Construction Bid Date	4/1/2024	
Construction Start	9/1/2024	
Construction Complete	6/1/2026	

PARTICIPATION

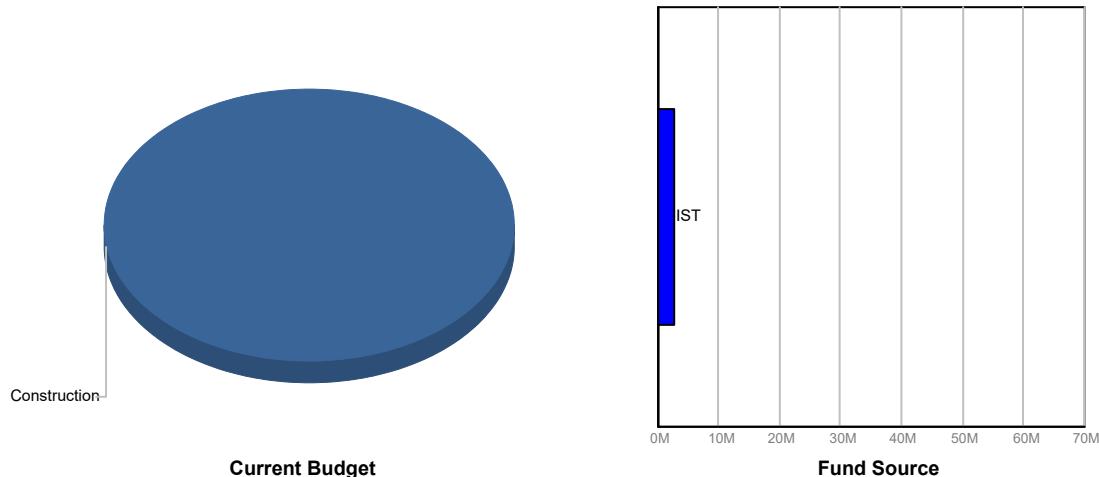
Consultant

- SBE 94.3%
- Local 100%
- WBE 0%
- MBE 0%

Contractor

- SBE TBD
- Local TBD
- WBE TBD
- MBE TBD

FUNDING



FINANCIAL SUMMARY

	Project Budget	Committed	% Committed	Paid To Date
	A	B	C=B/A	D
Construction	\$2,700,000	\$13,710	0.51%	\$13,710
TOTAL	\$2,700,000	\$13,710	0.51%	\$13,710

NOTES

This project is funded with 5-Year Road Program (RP) funding and IST funding. Design (using 5-Year RP funds) is ongoing (80% complete). The construction of the project is currently estimated at \$5.8m. The IST partially funds the construction of the project at \$2.7m in FY 2019. The project is currently scheduled to begin construction in FY24. The scheduled dates have been revised to depict design and permitting delays.



Monthly Infrastructure Sales Tax Project Report

Large Cap Projects

Data Date: 07/20/2023

Report Date: 07/31/2023

DESCRIPTION/TEAM

SCOPE

PHOTO

Project Title: Main Detention Center Electronics

Project Number: 15218
 BCC District: 03
 Delivery Method: Construction Management
 Category: S06-Sheriff - FDO
 Status: Construction
 Designer: Leo A. Daly
 Contractor: Hedrick Brothers Construction
 Project Manager: Jeffrey Halverson

Phase II - Electronics for the South, East, and West Towers at the Main Detention Center, which have continually operated since the early 1980's. These systems include door controls, intercom, nurse's call system, CCTV, upgrade of EST3 software for fire alarm and new infrastructure for the future expansion of the CCTV system.
 Main Detention Center Electronics (B594) IST Funding
 FY 2017 IST \$5,600,000
 FY 2018 IST \$4,700,000
 The total Electronics budget is \$11,235,851 of which \$1,021,161 is funded through Ad Valorem.



SCHEDULE SUMMARY

	Original	Actual
Project Start	7/9/2015	6/9/2015
Design Start	6/21/2016	6/21/2016
Construction Start	3/19/2018	5/17/2018
Substantial Completion	3/15/2022	8/10/2020
Project Completion	6/30/2022	

PARTICIPATION

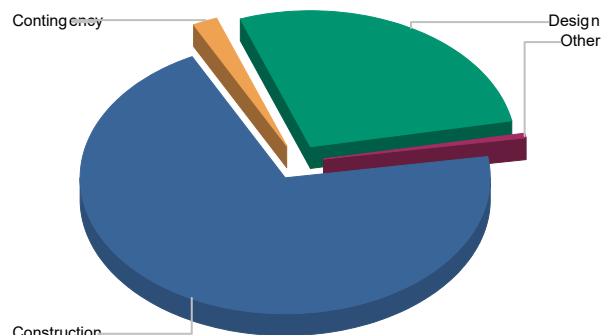
Consultant

- SBE 22.60%
- Local 67%
- WBE N/A
- MBE N/A

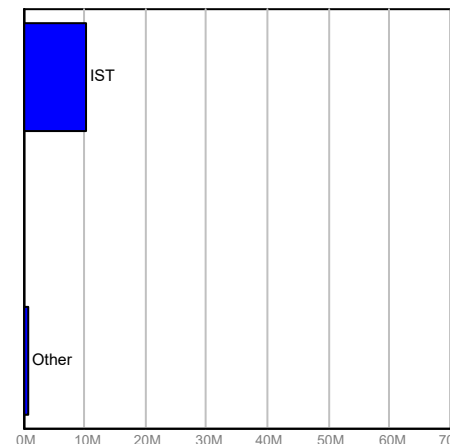
Contractor

- SBE 76.79%
- Local 80%
- WBE N/A
- MBE N/A

FUNDING



Current Budget



Fund Source

FINANCIAL SUMMARY

	Project Budget	Committed	% Committed	Paid To Date
	A	B	C=B/A	D
Design	\$3,096,507	\$3,053,730	98.62%	\$2,933,781
Construction	\$7,868,421	\$7,204,857	91.57%	\$7,166,663
Furniture, Fixtures & Equipment	\$0	\$0	0.00%	\$0
Other	\$55,740	\$62,260	111.70%	\$62,260
Contingency	\$215,183	\$0	0.00%	\$0
TOTAL	\$11,235,851	\$10,320,847	91.86%	\$10,162,704

NOTES

Phase II financial reconciliation final will be a scheduled agenda item for the BCC meeting on December 5, 2023, to allow for proper reconciliation of funds.



Monthly Infrastructure Sales Tax Project Report

Large Cap Projects

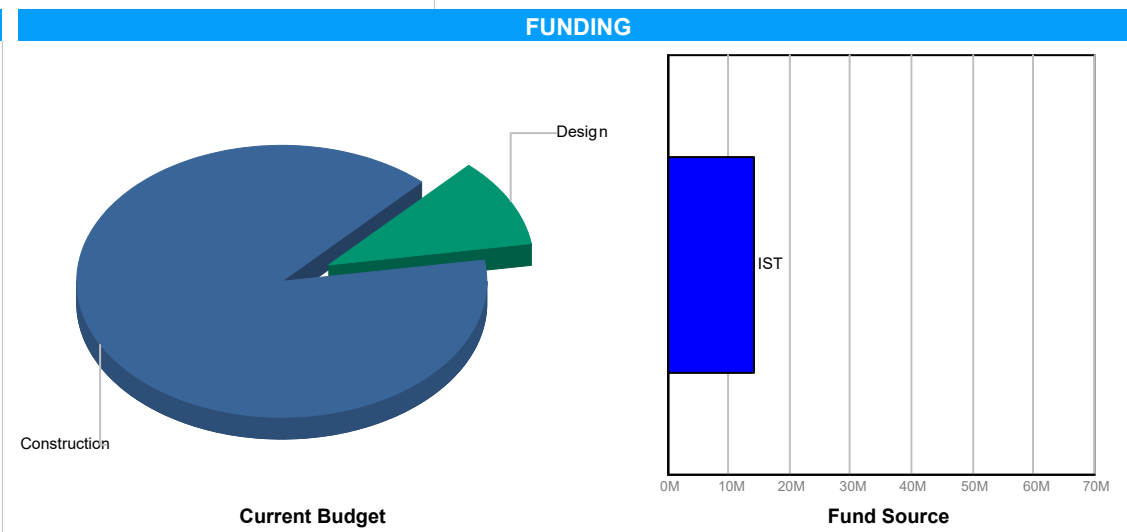
Data Date: 07/20/2023

Report Date: 07/31/2023

DESCRIPTION/TEAM	SCOPE	PHOTO
<p>Project Title: Palm Beach Lakes Blvd over FEC R/R</p> <p>Project Number: 1532 BCC District: 07 Delivery Method: Design CCNA Category: B04-Bridge Modifications Status: Design Designer: HNTB Contractor: TBD Project Manager: Maroun Azzi</p>	<p>This project will rehabilitate an existing bridge that was built over 50 years ago. The project will improve traffic safety (lane widths, pedestrian barrier, railings) and may involve other improvements such as shoulders, bike lanes, and sidewalks.</p> <p>FY 2017 IST \$1,500,000 FY 2021 IST \$4,500,000 FY 2025 IST \$8,300,000</p>	

SCHEDULE SUMMARY		
	Original	Actual
Project Start	9/30/2017	9/30/2017
Consultant Procurement Finish	9/3/2019	12/1/2019
Study Start	4/7/2020	4/7/2020
Design Complete	4/1/2026	
Permit Application	6/1/2024	
Permit Issued	12/25/2025	
Construction Start	1/1/2027	
Construction Complete	1/1/2029	
Study Complete	5/1/2022	4/1/2022
Design Start	4/1/2023	5/10/2023

PARTICIPATION	
Consultant	
SBE	36.5%
Local	96%
WBE	TBD
MBE	TBD
Contractor	
SBE	TBD
Local	TBD
WBE	TBD
MBE	TBD



FINANCIAL SUMMARY				
	Project Budget	Committed	% Committed	Paid To Date
	A	B	C=B/A	D
Design	\$1,500,000	\$1,501,024	100.07%	\$314,716
Construction	\$12,800,000	\$689	0.01%	\$689
Other	\$0	\$15,327	0.00%	\$15,327
Contingency	\$0	\$0	0.00%	\$0
TOTAL	\$14,300,000	\$1,517,040	10.61%	\$330,732

NOTES

Initial coordination has been completed with stakeholders including the City of West Palm Beach and the Community Redevelopment Agency to determine scope and design parameters for the rehabilitation of the bridge superstructure. Design is ongoing (0% complete). The scheduled dates have been revised to depict coordination, planning, and scope delays.




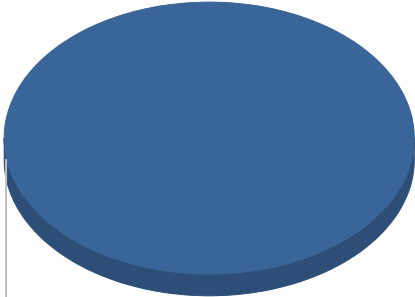

Monthly Infrastructure Sales Tax Project Report

Large Cap Projects

Data Date: 07/20/2023

Report Date: 07/31/2023

DESCRIPTION/TEAM	SCOPE	PHOTO
<p>Project Title: Sections of Jog Road</p> <p>Project Number: 1537</p> <p>BCC District: Multiple</p> <p>Delivery Method: Annual Striping Contract</p> <p>Category: S16-Striping</p> <p>Status: Construction</p> <p>Designer: N/A</p> <p>Contractor: Oglesby</p> <p>Project Manager: Larry Kelly</p>	<p>This project consists of restriping sections of Jog Road.</p> <p>FY 2017 \$350,000</p> <p>FY 2021 \$150,000</p> <p>FY 2022 \$100,000</p> <p>FY 2023 \$100,000</p> <p>FY 2024 \$200,000</p> <p>FY 2026 \$200,000</p>	

SCHEDULE SUMMARY	PARTICIPATION	FUNDING																														
<table border="1"> <thead> <tr> <th></th> <th>Original</th> <th>Actual</th> </tr> </thead> <tbody> <tr> <td>Summit to Gun Club Complete</td> <td>9/20/2017</td> <td>9/20/2017</td> </tr> <tr> <td>PGA to Hood Complete</td> <td>10/31/2017</td> <td>10/31/2017</td> </tr> <tr> <td>10th Avenue N. to Summit Complete</td> <td>1/22/2018</td> <td>1/22/2018</td> </tr> <tr> <td>Wallis to Roebuck Complete</td> <td>3/7/2018</td> <td>3/7/2018</td> </tr> <tr> <td>Gateway to S. of Hypoluxo Complete</td> <td>12/17/2018</td> <td>10/18/2018</td> </tr> <tr> <td>Glades to NW 55th St.</td> <td>3/19/2019</td> <td>3/19/2019</td> </tr> <tr> <td>Hood to Donald Ross</td> <td>12/2/2020</td> <td>12/12/2020</td> </tr> <tr> <td>N. Oriole to Lake Ida</td> <td>4/3/2021</td> <td>3/9/2021</td> </tr> <tr> <td>Beeline to Northlake</td> <td>5/11/2023</td> <td>5/11/2023</td> </tr> </tbody> </table>		Original	Actual	Summit to Gun Club Complete	9/20/2017	9/20/2017	PGA to Hood Complete	10/31/2017	10/31/2017	10th Avenue N. to Summit Complete	1/22/2018	1/22/2018	Wallis to Roebuck Complete	3/7/2018	3/7/2018	Gateway to S. of Hypoluxo Complete	12/17/2018	10/18/2018	Glades to NW 55th St.	3/19/2019	3/19/2019	Hood to Donald Ross	12/2/2020	12/12/2020	N. Oriole to Lake Ida	4/3/2021	3/9/2021	Beeline to Northlake	5/11/2023	5/11/2023	<p>Consultant</p> <p>SBE N/A</p> <p>Local N/A</p> <p>WBE N/A</p> <p>MBE N/A</p> <p>Contractor</p> <p>SBE 61%</p> <p>Local 61%</p> <p>WBE 0%</p> <p>MBE 0%</p>	<div style="text-align: center;">  <p>Construction</p> <p>Current Budget</p> </div> <div style="text-align: center;">  <p>Fund Source</p> </div>
	Original	Actual																														
Summit to Gun Club Complete	9/20/2017	9/20/2017																														
PGA to Hood Complete	10/31/2017	10/31/2017																														
10th Avenue N. to Summit Complete	1/22/2018	1/22/2018																														
Wallis to Roebuck Complete	3/7/2018	3/7/2018																														
Gateway to S. of Hypoluxo Complete	12/17/2018	10/18/2018																														
Glades to NW 55th St.	3/19/2019	3/19/2019																														
Hood to Donald Ross	12/2/2020	12/12/2020																														
N. Oriole to Lake Ida	4/3/2021	3/9/2021																														
Beeline to Northlake	5/11/2023	5/11/2023																														

FINANCIAL SUMMARY				
	Project Budget	Committed	% Committed	Paid To Date
	A	B	C=B/A	D
Design	\$0	\$0	0.00%	\$0
Construction	\$1,100,000	\$493,421	44.86%	\$389,446
Contingency	\$0	\$0	0.00%	\$0
TOTAL	\$1,100,000	\$493,421	44.86%	\$389,446

NOTES

Jog Road is a North-South major County thoroughfare. This project consists of re-striping sections of Jog Road. Restriping continues on an as needed basis.



Monthly Infrastructure Sales Tax Project Report

Large Cap Projects

Data Date: 07/20/2023

Report Date: 07/31/2023

DESCRIPTION/TEAM

SCOPE

PHOTO

Project Title: CR 880

Project Number: 1539
 BCC District: 06
 Delivery Method: Annual Construction Contract
 Category: R04-Resurfacing
 Status: Construction
 Designer: N/A
 Contractor: Community
 Project Manager: Darren Prainito

Resurfacing approximately 2.5 miles (5 lane miles) of a portion of County Road 880 from Main Street to S.R. 80 each year.



SCHEDULE SUMMARY

	Original	Actual
FY 2017 Construction Complete	12/22/2017	12/22/2017
FY 2018 Construction Complete	12/7/2018	11/30/2018
FY 2019 Construction Complete	12/31/2019	11/1/2019
FY 2020 Construction Complete	12/18/2020	12/3/2020
FY 2021 Construction Complete	12/17/2021	10/5/2021
FY 2022 Construction Complete	12/16/2022	7/14/2022
FY 2023 Construction Complete	12/15/2023	

PARTICIPATION

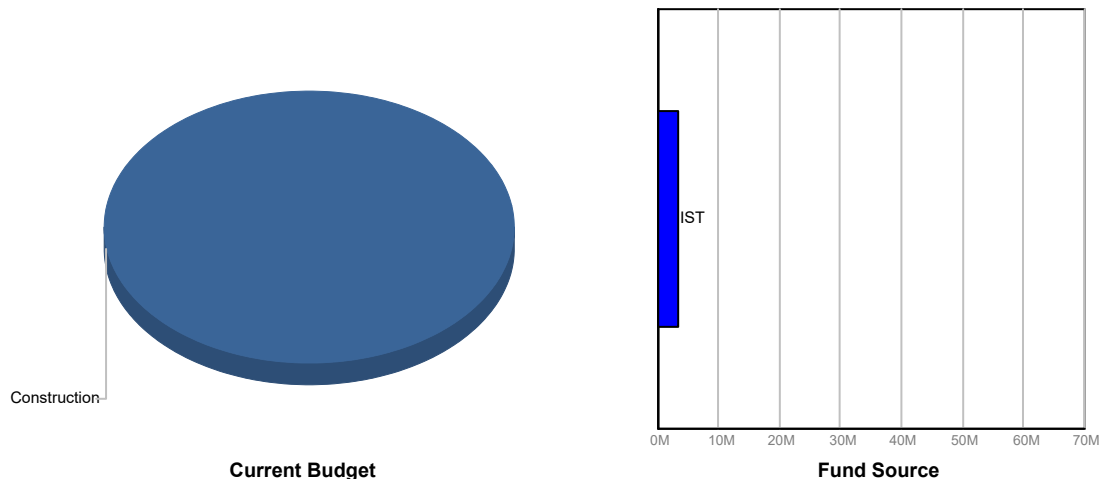
Consultant

SBE N/A
 Local N/A
 WBE N/A
 MBE N/A

Contractor

SBE 8.7%
 Local 95.8%
 WBE 0%
 MBE 0%

FUNDING



FINANCIAL SUMMARY

	Project Budget	Committed	% Committed	Paid To Date
	A	B	C=B/A	D
Design	\$0	\$2,392	0.00%	\$2,392
Construction	\$3,300,000	\$2,147,999	65.09%	\$1,320,999
Contingency	\$0	\$0	0.00%	\$0
TOTAL	\$3,300,000	\$2,150,391	65.16%	\$1,323,391

NOTES

County Road 880 is approximately 19 miles in length. This project entails resurfacing a portion of County Road 880 each year. Construction complete for FY2017 thru 2022.



Monthly Infrastructure Sales Tax Project Report

Large Cap Projects

Data Date: 07/20/2023

Report Date: 07/31/2023

DESCRIPTION/TEAM

SCOPE

PHOTO

Project Title: Brown's Farms Road

Resurfacing approximately 2 miles (4 lane miles) of a portion of Brown's Farm Road from CR 880 to South Terminus each year.

Project Number: 1540
 BCC District: 06
 Delivery Method: Annual Construction Contract
 Category: R04-Resurfacing
 Status: Construction
 Designer: N/A
 Contractor: Community
 Project Manager: Darren Prainito



SCHEDULE SUMMARY

	Original	Actual
FY 2017 Construction Complete	12/22/2017	12/22/2017
FY 2018 Construction Complete	12/1/2018	11/30/2018
FY 2019 Construction Complete	12/31/2019	11/1/2019
FY 2020 Construction Complete	12/18/2020	12/2/2020
FY2021 Construction Complete	12/17/2021	10/18/2021
FY 2022 Construction Complete	12/22/2022	7/19/2022
FY 2023 Construction Complete	12/19/2023	

PARTICIPATION

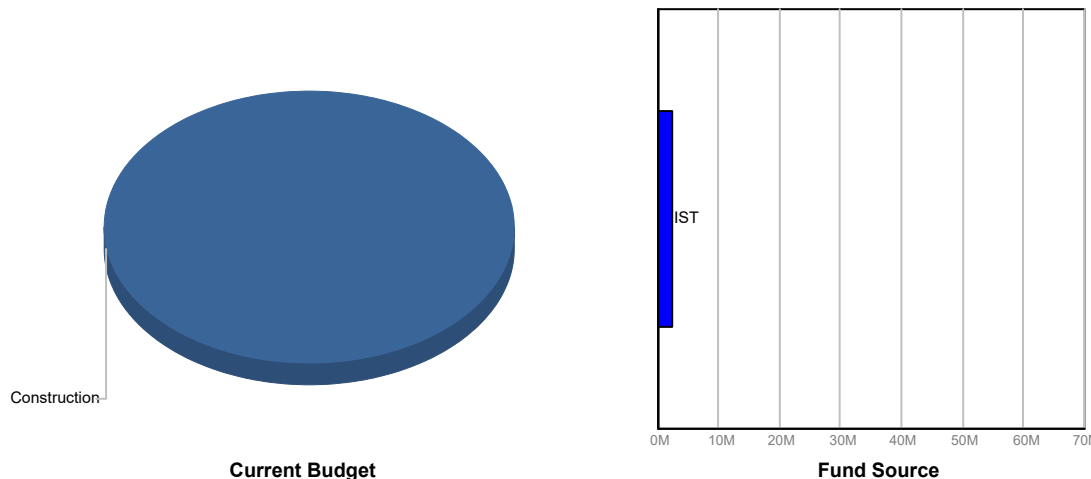
Consultant

SBE N/A
 Local N/A
 WBE N/A
 MBE N/A

Contractor

SBE 7.4%
 Local 94.4%
 WBE 0%
 MBE 0%

FUNDING



FINANCIAL SUMMARY

	Project Budget	Committed	% Committed	Paid To Date
	A	B	C=B/A	D
Design	\$0	\$1,588	0.00%	\$1,588
Construction	\$2,300,000	\$1,507,447	65.54%	\$1,157,447
Contingency	\$0	\$0	0.00%	\$0
TOTAL	\$2,300,000	\$1,509,035	65.61%	\$1,159,035

NOTES

Brown's Farm Road is approximately 14 miles in length. This project entails resurfacing a portion of Brown's Farm Road each year. Construction complete for FY2017 thru 2022.



Monthly Infrastructure Sales Tax Project Report

Large Cap Projects

Data Date: 07/20/2023

Report Date: 07/31/2023

DESCRIPTION/TEAM

SCOPE

PHOTO

Project Title: Prosperity Farms Rd. over SFWMD C-17 Canal (934116)
Project Number: 1555
BCC District: 01
Delivery Method: Design CCNA
Category: B08-Bridge Replacements
Status: Design
Designer: Scalar
Contractor: TBD - (bid)
Project Manager: Will Carey

This project will replace an existing bridge that was built over 60 years ago. The new bridge will improve traffic safety (lane widths, bike lanes, parapets), improve roadway drainage, and enhance pedestrian sidewalk safety. Note the current bridge is weight restricted.
 FY 2018 IST \$500,000
 FY 2021 IST \$1,500,000
 FY 2022 IST \$6,000,000



SCHEDULE SUMMARY

	Original	Actual
Design Contract Notice to Proceed	11/19/2019	11/19/2019
Design Completion	10/1/2023	
Construction Bid Date	2/1/2024	
Construction Start	6/1/2024	
Construction Complete	6/1/2026	

PARTICIPATION

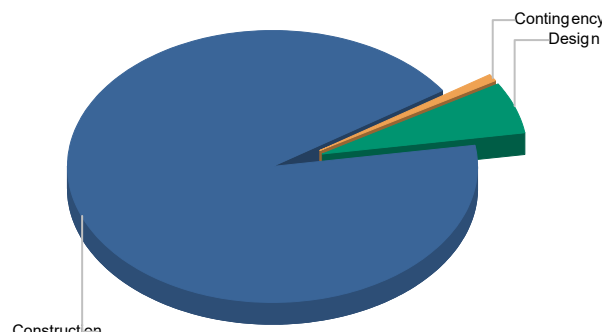
Consultant

SBE 98%
 Local 100%
 WBE 0%
 MBE 0%

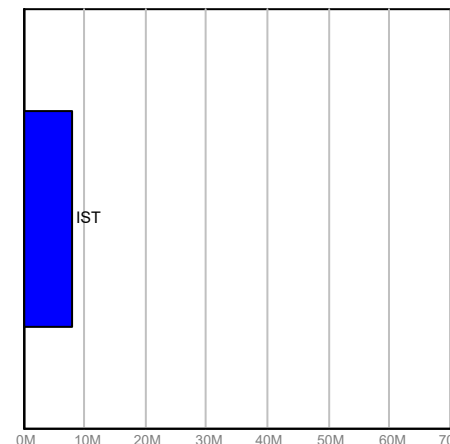
Contractor

SBE TBD
 Local TBD
 WBE TBD
 MBE TBD

FUNDING



Current Budget



Fund Source

FINANCIAL SUMMARY

	Project Budget	Committed	% Committed	Paid To Date
	A	B	C=B/A	D
Design	\$500,000	\$496,339	99.27%	\$422,436
Construction	\$7,450,000	\$10,810	0.15%	\$5,275
Contingency	\$50,000	\$8,365	16.73%	\$8,365
TOTAL	\$8,000,000	\$515,514	6.44%	\$436,076

NOTES

Design is ongoing (90% complete). The scheduled dates have been revised to depict design and permitting delays.



Monthly Infrastructure Sales Tax Project Report

Large Cap Projects

Data Date: 07/20/2023

Report Date: 07/31/2023

DESCRIPTION/TEAM

SCOPE

PHOTO

Project Title: Belvedere Rd over E-3 canal (934205 & 934206)
Project Number: 1556
BCC District: 02
Delivery Method: Design CCNA
Category: B08-Bridge Replacements
Status: Design
Designer: Stantec
Contractor: TBD (bid)
Project Manager: Maroun Azzi

This project will replace the existing bridges that were built over 40 years ago. The new bridge(s) will improve traffic safety (lane widths, bike lanes, parapets), update the guardrail system, improve roadway drainage, restore the slope protection, and enhance pedestrian sidewalk safety.
 FY 2018 IST \$450,000
 FY 2021 IST \$1,350,000
 FY 2022 IST \$300,000



SCHEDULE SUMMARY

	Original	Actual
Design Contract Notice to Proceed	10/22/2019	10/22/2019
Design Completion	12/1/2023	
Construction Bid Date	3/1/2024	
Construction Start	8/1/2024	
Construction Complete	3/1/2026	

PARTICIPATION

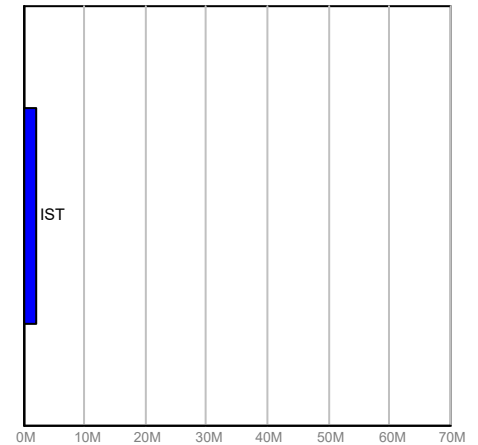
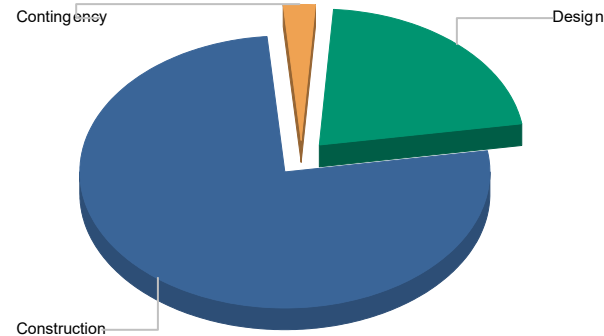
Consultant

SBE 30%
 Local 100%
 WBE 0%
 MBE 0%

Contractor

SBE TBD
 Local TBD
 WBE TBD
 MBE TBD

FUNDING



Current Budget

Fund Source

FINANCIAL SUMMARY

	Project Budget	Committed	% Committed	Paid To Date
	A	B	C=B/A	D
Design	\$450,000	\$402,311	89.40%	\$282,540
Construction	\$1,600,000	\$5,770	0.36%	\$5,770
Contingency	\$50,000	\$0	0.00%	\$0
TOTAL	\$2,100,000	\$408,081	19.43%	\$288,310

NOTES

Design is ongoing (80% complete).



Monthly Infrastructure Sales Tax Project Report

Large Cap Projects

Data Date: 07/20/2023

Report Date: 07/31/2023

DESCRIPTION/TEAM

SCOPE

PHOTO

Project Title: Various other locations Countywide

Project Number: 1558
 BCC District: Multiple
 Delivery Method: Annual Construction Contract
 Category: D02-Drainage (Pipe Replacements)
 Status: Construction
 Designer: N/A
 Contractor: Hinterland
 Project Manager: Darren Prainito

This project will repair and/or replace existing pipe culverts and drainage structures along various roads and canals Countywide. These repairs are needed in order to properly drain and maintain the various roads and canals in a safe operating condition.



SCHEDULE SUMMARY

	Original	Actual
Jupiter Farms (133rd Rd. & 156th St.)	8/1/2018	3/12/2018
1069 Edgehill Road	8/15/2018	6/12/2018
Limestone Creek & Palm Garden St.	8/1/2018	7/17/2018
3261 Atlantic Road	8/15/2018	7/1/2018
Van Buren Road @ E-3 Canal	8/1/2018	6/15/2018
19506 Trails End Terrace	8/1/2018	5/11/2018
Jupiter Farms (4 locates)	10/15/2018	8/21/2018
6361 Wood Lake Rd./19650 Red Maple F	10/1/2018	10/1/2018
19598 Trails End Terrace	9/15/2018	8/20/2018
19582 Trails End Terrace	9/1/2018	9/1/2018
6558 Wood Lake Road	9/15/2018	9/14/2018
6126 Wood Lake Road	10/15/2018	12/12/2018
6528 Wood Lake Road	11/1/2018	12/12/2018

PARTICIPATION

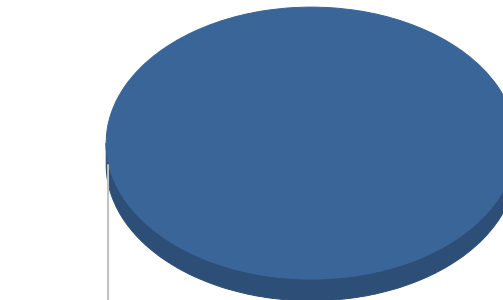
Consultant

SBE N/A
 Local N/A
 WBE N/A
 MBE N/A

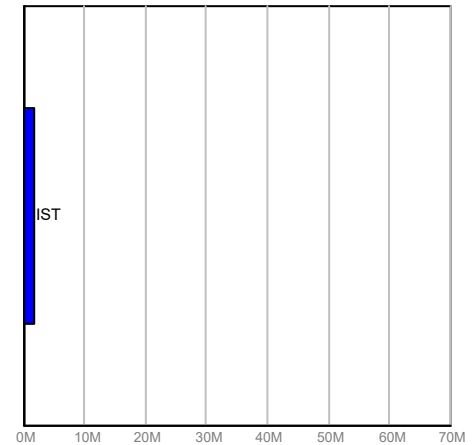
Contractor

SBE 100%
 Local 100%
 WBE 0%
 MBE 0%

FUNDING



Current Budget



Fund Source

FINANCIAL SUMMARY

	Project Budget	Committed	% Committed	Paid To Date
	A	B	C=B/A	D
Construction	\$1,700,000	\$1,000,085	58.83%	\$727,946
Contingency	\$0	\$0	0.00%	\$0
TOTAL	\$1,700,000	\$1,000,085	58.83%	\$727,946

NOTES

This project is funded in:
 FY 2018 \$500,000, FY 2021 \$500,000, FY 2022 \$200,000
 FY 2023 \$200,000, FY 2024 \$200,000, FY 2025 \$100,000

The total project is estimated at \$1,700,000.



Monthly Infrastructure Sales Tax Project Report

Large Cap Projects

Data Date: 07/20/2023

Report Date: 07/31/2023

DESCRIPTION/TEAM

Project Title: Video Detection (80 +/- intersection)

Project Number: 1580
 BCC District: Multiple
 Delivery Method: Annual Traffic Signals Contract
 Category: S08-Signals and Signal Systems
 Status: Construction
 Designer: N/A
 Contractor: Gerelco
 Project Manager: Fattoush Jafar

SCOPE

This project will replace the traffic detection at numerous signalized intersections from the existing inductive loop system to video detection. The video detection system is more reliable and easier to maintain.

PHOTO



SCHEDULE SUMMARY

	Original	Actual
Military Tr. & Garden Lake	8/1/2018	11/21/2018
Gateway & Renaissance Commons	9/1/2018	4/3/2019
Australian & Turnage	10/1/2018	1/7/2019
Woolbright & Hagen Ranch	11/1/2018	4/4/2019
Belvedere & Country Club Road	12/1/2018	4/4/2019
Palm Beach Lakes & Wellesley	1/1/2019	4/4/2019

PARTICIPATION

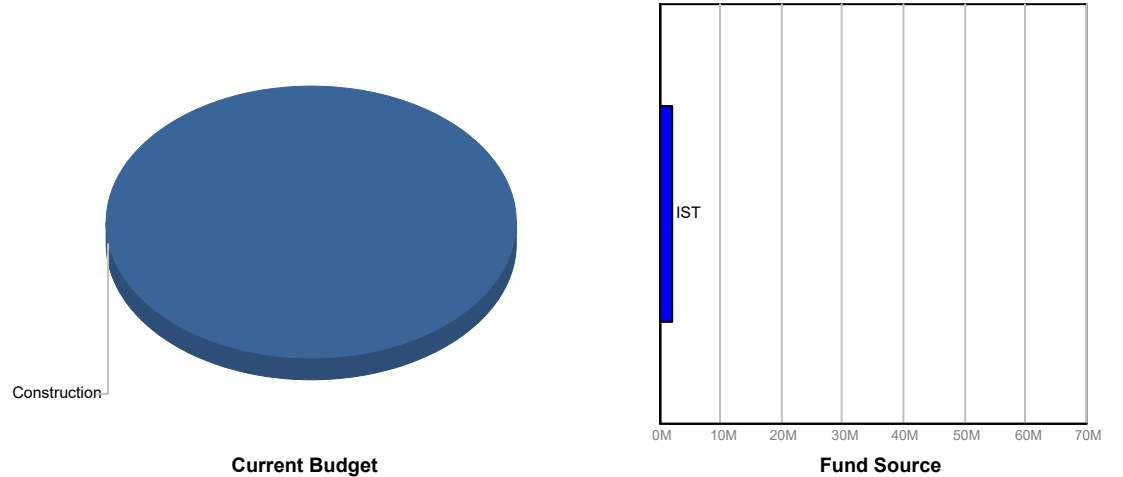
Consultant

SBE N/A
 Local N/A
 WBE N/A
 MBE N/A

Contractor

SBE 0%
 Local 23%
 WBE 0%
 MBE 0%

FUNDING



FINANCIAL SUMMARY

	Project Budget	Committed	% Committed	Paid To Date
	A	B	C=B/A	D
Construction	\$2,200,000	\$199,191	9.05%	\$199,191
Contingency	\$0	\$0	0.00%	\$0
TOTAL	\$2,200,000	\$199,191	9.05%	\$199,191

NOTES

Work has been completed at six intersections. This project is funded in:
 FY 2018 \$200,000
 FY 2023 \$300,000
 FY 2024 \$800,000
 FY 2026 \$900,000
 The total project is estimated at \$2,200,000.



Monthly Infrastructure Sales Tax Project Report

Large Cap Projects

Data Date: 07/20/2023

Report Date: 07/31/2023

DESCRIPTION/TEAM

SCOPE

PHOTO

Project Title: FY 2018 Street Lighting LED Replacements - Countywide
Project Number: 1581
BCC District: CW
Delivery Method: Florida Power and Light
Category: S14-Street Lighting
Status: Construction
Designer: Florida Power and Light
Contractor: Florida Power and Light
Project Manager: May Cheng

These projects will replace the high pressure sodium street lights with LED lights. Many of the street lights along County roads are owned and maintained by Florida Power and Light (FPL) with the County paying all the operation and maintenance costs (including power). FPL will be responsible for the final design and installation to convert the street lighting to the newer LED technology, and the County will reimburse FPL all applicable conversion costs. The result will provide a cost savings, better quality illumination, and a more desirable environmental light source.



SCHEDULE SUMMARY

	Original	Actual
Gun Club Road/Bosque to Congress	8/16/2019	8/16/2019
Congress/Okeechobee to Belvedere	8/16/2019	8/16/2019
10th Avenue North/Haverhill to Kirk	12/11/2019	12/11/2019
Community/Haverhill to Military	8/16/2019	8/16/2019
Haverhill Road/WPB City to Haverhill City		
Glades Road/State Road 7 to Boca Rio		
Boynton Beach Boulevard/Turnpike to Kn		
Jog Road/Belvedere to State Road 80	7/28/2021	7/28/2021
Forest Hill/Turnpike to Pinehurst & Jog to		
Haverhill/State Road 80 to Lake Worth		
Congress/Lantana to Hypoluxo & Gun Cl	9/14/2021	9/14/2021
Gateway/Military to Windward	8/1/2019	8/1/2019
Belvedere Road/RPB City to Haverhill Cit		

PARTICIPATION

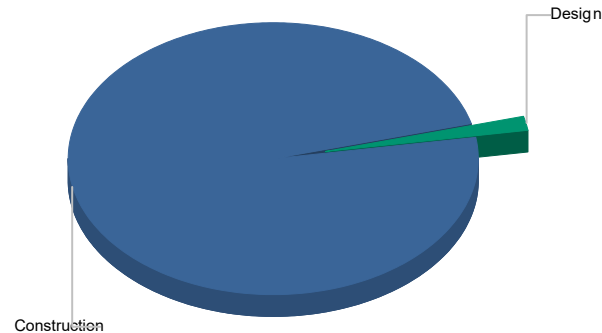
Consultant

SBE N/A
 Local N/A
 WBE N/A
 MBE N/A

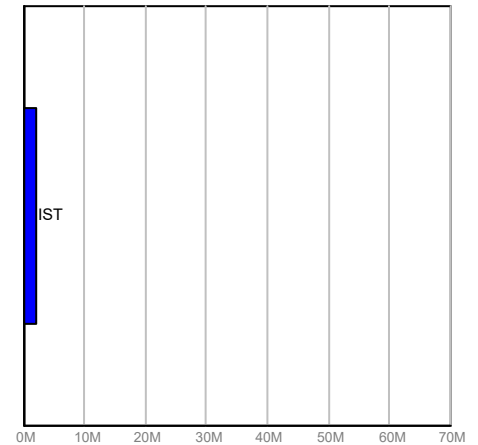
Contractor

SBE N/A
 Local N/A
 WBE N/A
 MBE N/A

FUNDING



Current Budget



Fund Source

FINANCIAL SUMMARY

	Project Budget	Committed	% Committed	Paid To Date
	A	B	C=B/A	D
Design	\$30,000	\$26,175	87.25%	\$26,175
Construction	\$1,920,000	\$1,799,372	93.72%	\$598,540
Contingency	\$0	\$0	0.00%	\$0
TOTAL	\$1,950,000	\$1,825,546	93.62%	\$624,714

NOTES

There are 16 street lighting projects (road segments) funded (\$1,950,000) for conversion in FY 2018. All 16 projects have been forwarded to FPL requesting final design and installation. As of 12/1/22, eight projects have been completed, and the street lighting along a portion of the Hypoluxo Road project has also been converted.



Monthly Infrastructure Sales Tax Project Report

Large Cap Projects

Data Date: 07/20/2023

Report Date: 07/31/2023

DESCRIPTION/TEAM

SCOPE

PHOTO

Project Title: Courthouse Electronics System R&R/Command Center
Project Number: 16208
BCC District: 07
Delivery Method: Construction Management
Category: J02-Judicial
Status: Construction
Designer: TLC Engineering
Contractor: Hedrick Brothers Construction Co., Inc.
Project Manager: Rich Avery

Security Systems replacement at the Main County Courthouse including the Security Management System, Access Control System, CCTV system, Duress System, Intercom, Elevator Override, and Fire Alarm. The Project will also include addressing the emergency egress procedures for the facility, as well as build-out for the expansion of the 4th floor Command Center.

Total IST, and Ad Valorem funding for this project is \$16,514,475; Total IST funds are \$12,999,700, which are comprised of FY17 IST funds of \$1,300,000 and FY18 IST funds of \$8,699,700 and FY 19 IST funds of \$3,000,000. Ad Valorem funds are \$3,449,845



SCHEDULE SUMMARY

	Original	Actual
Project Start	2/19/2016	2/19/2016
Design Start	2/15/2017	2/15/2017
Construction - Start	11/26/2018	1/7/2019
Substantial Completion	2/1/2021	
Project Completion	4/1/2021	

PARTICIPATION

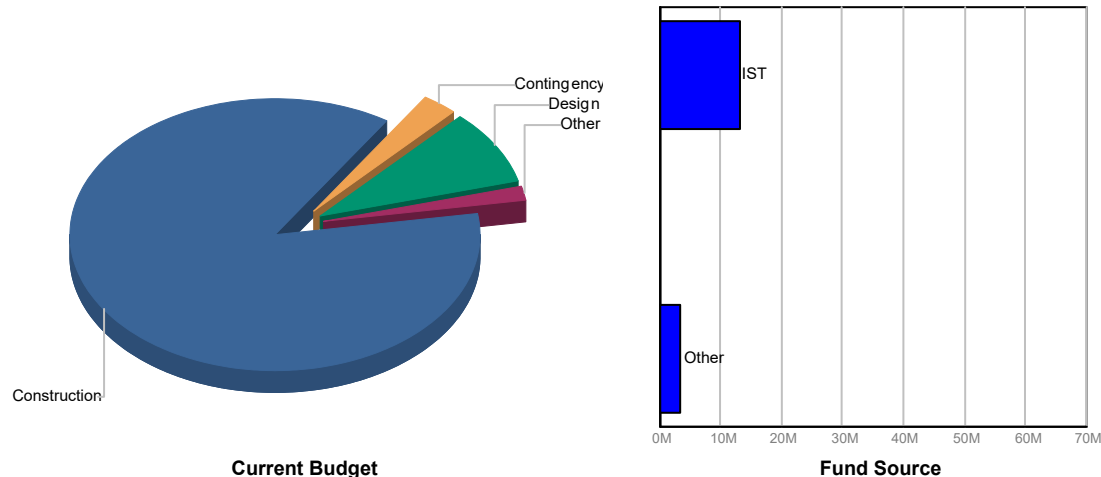
Consultant

- SBE 13.4%
- Local 100%
- WBE N/A
- MBE N/A

Contractor

- SBE 25%
- Local 100%
- WBE N/A
- MBE N/A

FUNDING



FINANCIAL SUMMARY

	Project Budget	Committed	% Committed	Paid To Date
	A	B	C=B/A	D
Design	\$1,456,336	\$1,342,276	92.17%	\$949,157
Construction	\$14,307,700	\$14,282,398	99.82%	\$12,795,746
Furniture, Fixtures & Equipment	\$0	\$0	0.00%	\$0
Other	\$285,139	\$116,320	40.79%	\$116,320
Contingency	\$465,300	\$0	0.00%	\$0
TOTAL	\$16,514,475	\$15,740,995	95.32%	\$13,861,224

NOTES

Reviewing punch list revisions to ensure that all items on the original punch list have been completed. Pending confirmation will proceed with the final project closeout.



Monthly Infrastructure Sales Tax Project Report

Large Cap Projects

Data Date: 07/20/2023

Report Date: 07/31/2023

DESCRIPTION/TEAM

SCOPE

PHOTO

Project Title: Jupiter Beach Rd. over Branch of ICWW

This project will replace an existing bridge that was built over 60 years ago. The project will improve traffic safety (lane widths, bike lanes, sidewalks, etc.) and improve drainage and embankment/slope protection.



Project Number: 1657
 BCC District: 01
 Delivery Method: Design CCNA
 Category: B08-Bridge Replacements
 Status: Design
 Designer: Alan Gerwig & Associates
 Contractor: TBD
 Project Manager: Maroun Azzi

SCHEDULE SUMMARY

	Original	Actual
Project Start	4/1/2022	4/13/2022
Consultant Procurement Finish	2/1/2023	1/10/2023
Design Start	5/1/2023	1/23/2023
Design Complete	12/1/2025	
Construction Start	6/1/2026	
Construction Complete	12/1/2027	

PARTICIPATION

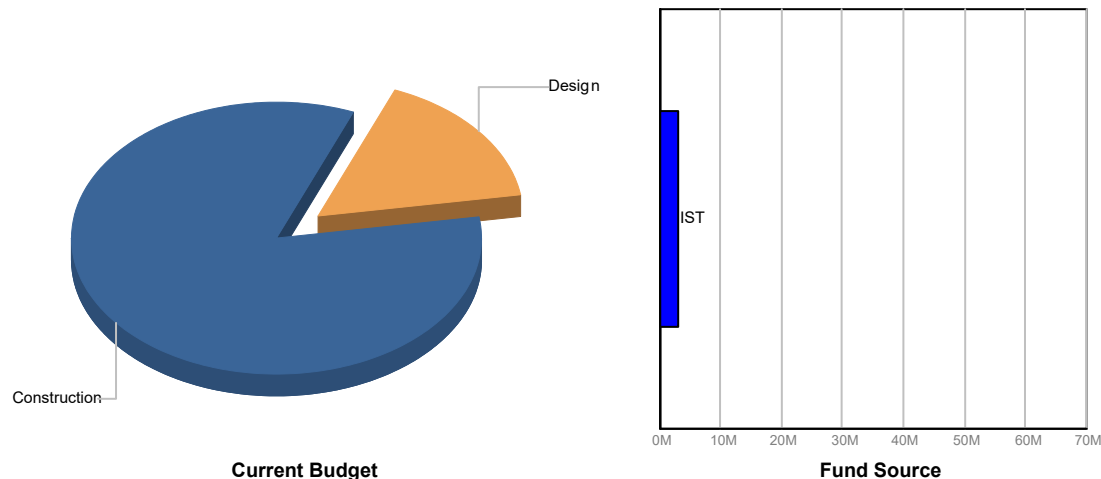
Consultant

SBE 90%
 Local 100%
 WBE 0%
 MBE 0%

Contractor

SBE TBD
 Local TBD
 WBE TBD
 MBE TBD

FUNDING



FINANCIAL SUMMARY

	Project Budget	Committed	% Committed	Paid To Date
	A	B	C=B/A	D
Design	\$500,000	\$303,797	60.76%	\$28,351
Construction	\$2,529,000	\$1,452	0.06%	\$1,452
TOTAL	\$3,029,000	\$305,249	10.08%	\$29,803

NOTES

The project is funded for design (\$500k) in FY22 and for construction (\$2.5m) in FY25. Design is ongoing (5% complete)



Monthly Infrastructure Sales Tax Project Report

Large Cap Projects

Data Date: 07/20/2023

Report Date: 07/31/2023

DESCRIPTION/TEAM

SCOPE

PHOTO

Project Title: Australian Ave. from Banyan St. to 45th St.
Project Number: 1658
BCC District: 07
Delivery Method: Design CCNA
Category: D04-Drainage Improvements
Status: Design
Designer: HSQ
Contractor: TBD (Bid)
Project Manager: Maroun Azzi

The project will include drainage improvements (pipd drainage system) and a new paving surface for a wider 4-lane divided section with new pathways on both sides along Australian Avenue from Banyan Blvd. to 45th Street. The work scope may also include replacing the twin bridges over Clear Lake (possible culverts) and replacing the twin bridges over the Carver Canal.



SCHEDULE SUMMARY

	Original	Actual
Design Start	3/1/2022	4/12/2022
Design Complete	6/1/2024	
Construction Bid Date	9/1/2024	
Construction Start	12/28/2024	
Construction Complete	12/28/2026	

PARTICIPATION

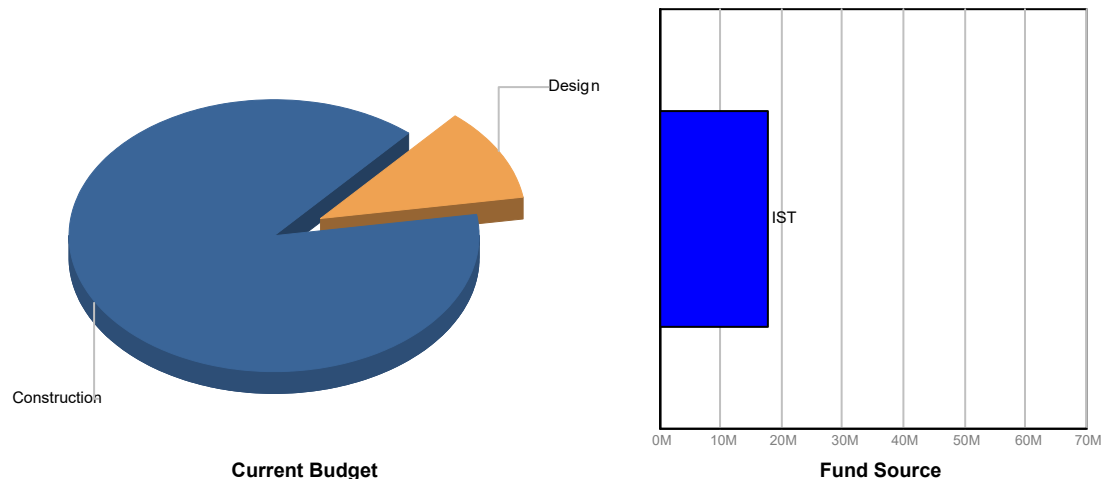
Consultant

- SBE 90.4%
- Local 100%
- WBE 0.4%
- MBE 5.6%

Contractor

- SBE TBD
- Local TBD
- WBE TBD
- MBE TBD

FUNDING



FINANCIAL SUMMARY

	Project Budget	Committed	% Committed	Paid To Date
	A	B	C=B/A	D
Design	\$2,000,000	\$1,791,765	89.59%	\$740,128
Construction	\$15,800,000	\$158,941	1.01%	\$83,916
TOTAL	\$17,800,000	\$1,950,706	10.96%	\$824,045

NOTES

Design is ongoing (50% complete). The project is funded for design (\$2m) in FY21 and for construction (\$15.8m) in FY24 and FY25. The total cost of the project is estimated at over \$30m. It is anticipated that a Florida Department of Environmental Protection (FDEP) Resiliency grant of \$13.4m will be received for the project.



Monthly Infrastructure Sales Tax Project Report

Large Cap Projects

Data Date: 07/20/2023

Report Date: 07/31/2023

DESCRIPTION/TEAM

SCOPE

PHOTO

Project Title: Belvedere Rd canal piping & sidewalk addition (62nd Dr. N. to Haverhill park)

Project Number: 1661
 BCC District: 02
 Delivery Method: Design CCNA
 Category: P04-Pathways
 Status: Design
 Designer: Keshavarz
 Contractor: TBD (Bid)
 Project Manager: Maroun Azzi

This project will add a new sidewalk (SW) on the south side of Belvedere Road from 62nd Dr. N. to the Haverhill park (just east of the E-3 Canal) - connecting to the existing south SW at the park's frontage. The SW may require the piping of Lake Worth Drainage District's (LWDD) L-3 Canal.
 FY 2021 IST \$500,000
 FY 2024 IST \$3,100,000



SCHEDULE SUMMARY

	Original	Actual
Study Complete	4/20/2023	
Design Complete		
Construction Bid Date		
Construction Start		
Construction Complete		

PARTICIPATION

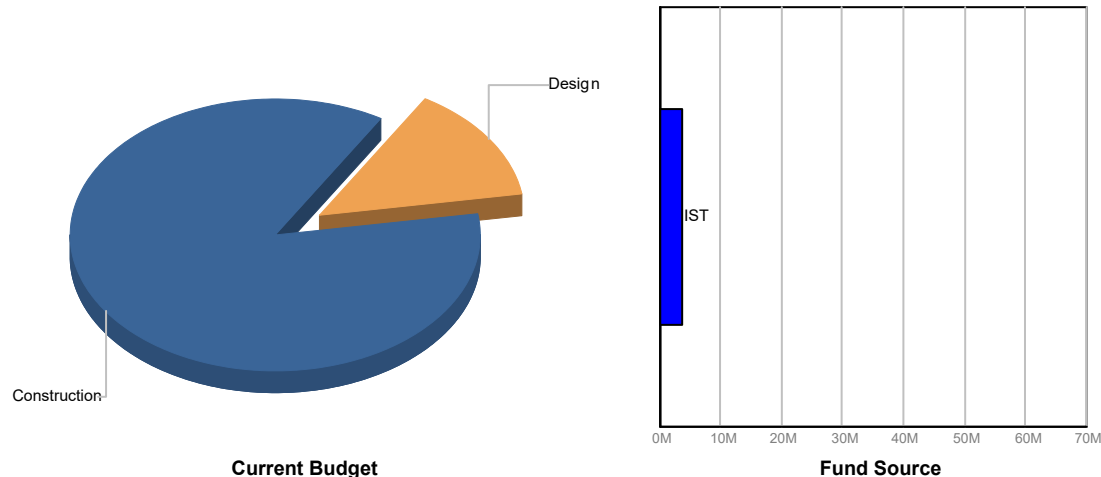
Consultant

SBE 100%
 Local 100%
 WBE 0%
 MBE 0%

Contractor

SBE TBD
 Local TBD
 WBE TBD
 MBE TBD

FUNDING



FINANCIAL SUMMARY

	Project Budget	Committed	% Committed	Paid To Date
	A	B	C=B/A	D
Design	\$500,000	\$95,021	19.00%	\$64,271
Construction	\$3,100,000	\$86	0.00%	\$86
TOTAL	\$3,600,000	\$95,107	2.64%	\$64,357

NOTES

The project is in the study phase to determine a more precise work scope. The project is funded for design (\$500k) in FY21 and for construction (\$3.1M) in FY24.



Monthly Infrastructure Sales Tax Project Report

Large Cap Projects

Data Date: 07/20/2023

Report Date: 07/31/2023

DESCRIPTION/TEAM

SCOPE

PHOTO

Project Title: Seacrest Blvd from Gulfstream Blvd. to Hypoluxo Rd.
Project Number: 1662
BCC District: 07
Delivery Method: Annual Construction Contract
Category: R04-Resurfacing
Status: Construction
Designer: N/A
Contractor: Ranger
Project Manager: Thomas Coppini

Resurfacing 5.8 miles (25.3 lane miles) of Seacrest Boulevard from Gulfstream Boulevard to Hypoluxo Road.
 FY 2021 IST \$2,400,000
 FY 2022 IST \$300,000



SCHEDULE SUMMARY

	Original	Actual
Drainage Repairs	11/1/2021	2/8/2022
Milling and Pavement Complete	2/1/2022	12/22/2021
ADA (Curb/Cut Ramps) Complete	4/1/2022	3/10/2023
Traffic Striping Complete	5/1/2022	2/15/2022
Traffic Loops Complete	7/1/2022	

PARTICIPATION

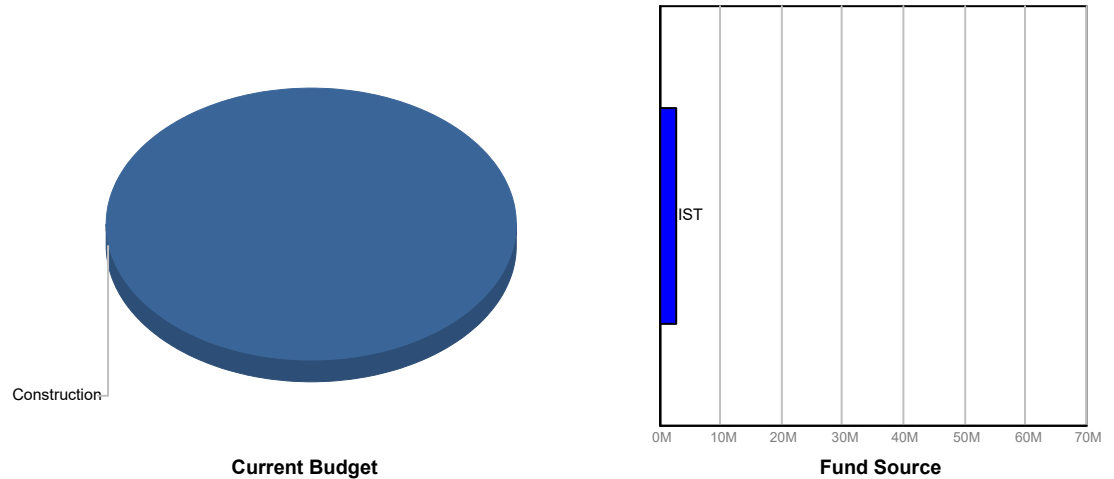
Consultant

SBE N/A
 Local N/A
 WBE N/A
 MBE N/A

Contractor

SBE 15%
 Local 100%
 WBE 0%
 MBE 0%

FUNDING



FINANCIAL SUMMARY

	Project Budget	Committed	% Committed	Paid To Date
	A	B	C=B/A	D
Construction	\$2,700,000	\$2,104,883	77.96%	\$2,104,883
TOTAL	\$2,700,000	\$2,104,883	77.96%	\$2,104,883

NOTES

Outstanding work includes replacing traffic loops.



Monthly Infrastructure Sales Tax Project Report

Large Cap Projects

Data Date: 07/20/2023

Report Date: 07/31/2023

DESCRIPTION/TEAM

SCOPE

PHOTO

Project Title: Congress Ave. from Palm Beach Lakes to 45th St.
Project Number: 1664
BCC District: 07
Delivery Method: Annual Construction Contract
Category: R04-Resurfacing
Status: Construction
Designer: N/A
Contractor: Ranger
Project Manager: Darren Prainito

Resurfacing 2.6 miles (11.4 lane miles) of Congress Avenue from Palm Beach Lakes Boulevard to 45th Street.
 FY2021 IST \$1,000,000
 FY2024 IST \$250,000



SCHEDULE SUMMARY

	Original	Actual
Milling and Pavement Complete	12/1/2023	
ADA (Curb/Cut Ramps) Complete	2/14/2024	
Traffic Striping Complete	1/1/2024	
Traffic Loops Complete	4/1/2024	

PARTICIPATION

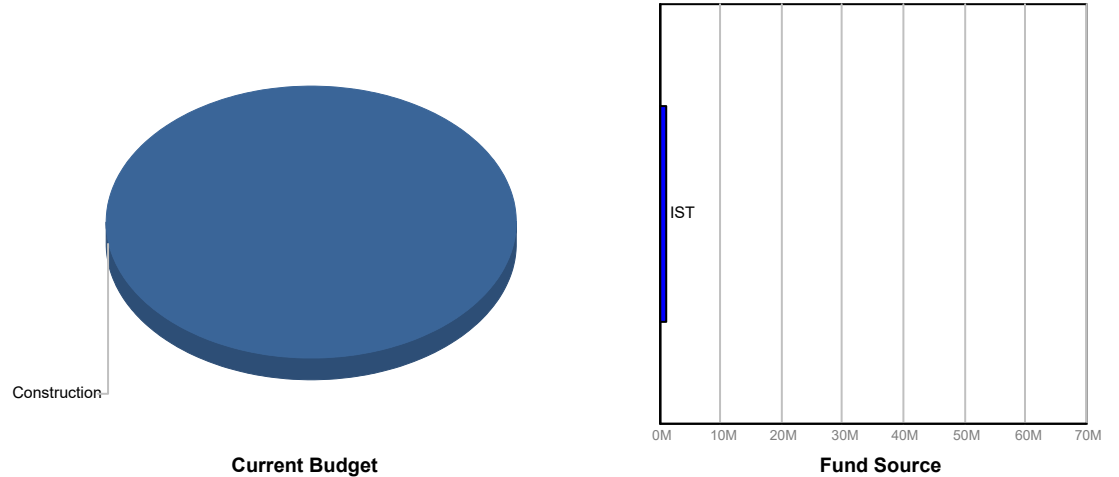
Consultant

SBE N/A
 Local N/A
 WBE N/A
 MBE N/A

Contractor

SBE 15%
 Local 100%
 WBE 0%
 MBE 0%

FUNDING



FINANCIAL SUMMARY

	Project Budget	Committed	% Committed	Paid To Date
	A	B	C=B/A	D
Construction	\$1,250,000	\$1,675	0.13%	\$1,675
TOTAL	\$1,250,000	\$1,675	0.13%	\$1,675

NOTES

Outstanding work includes milling and paving, updating ADA ramps, restriping the road, and replacing traffic loops.



Monthly Infrastructure Sales Tax Project Report

Large Cap Projects

Data Date: 07/20/2023

Report Date: 07/31/2023

DESCRIPTION/TEAM

SCOPE

PHOTO

Project Title: Belvedere Rd. Canal Piping

Project Number: 1690
 BCC District: 02
 Delivery Method: Design CCNA
 Category: B02-Belvedere Rd. Canal Piping
 Status: Design
 Designer: Keith
 Contractor: TBD (Bid)
 Project Manager: Maroun Azzi

This project will pipe a portion of a drainage ditch that runs along Belvedere Road and Troy Boulevard - adjacent to Palm Beach International Airport. The embankment area for the ditch is small and difficult to maintain. The undermining of this area continues and compromises the integrity of the sidewalk and road. Piping of the ditch is necessary to properly protect the road and sidewalk.

FY2022 IST \$300,000
 FY2024 IST \$1,100,000



SCHEDULE SUMMARY

	Original	Actual
Study Complete	9/1/2023	
Design Complete		
Construction Bid Date		
Construction Start		
Construction Complete		

PARTICIPATION

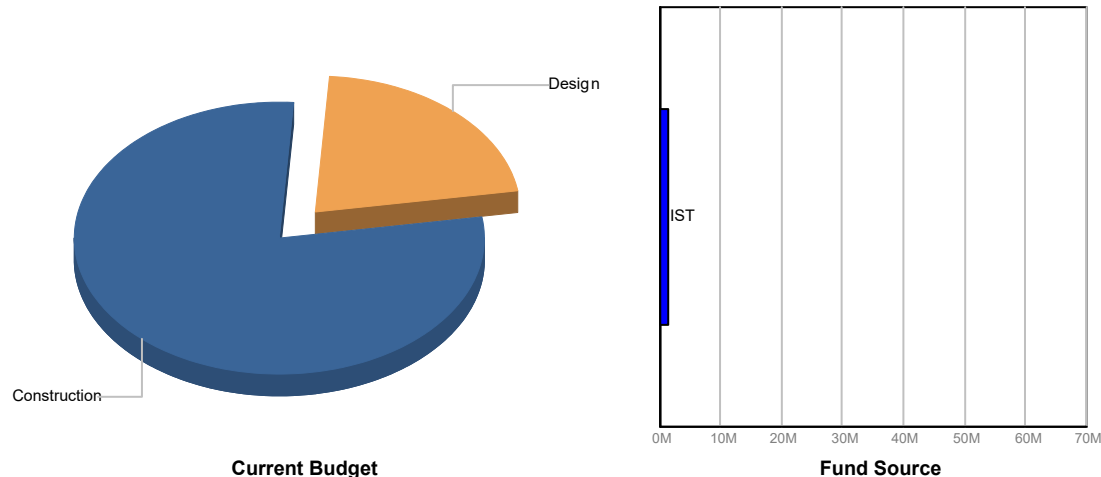
Consultant

SBE 50%
 Local 100%
 WBE 0%
 MBE 0%

Contractor

SBE TBD
 Local TBD
 WBE TBD
 MBE TBD

FUNDING



FINANCIAL SUMMARY

	Project Budget	Committed	% Committed	Paid To Date
	A	B	C=B/A	D
Design	\$300,000	\$71,827	23.94%	\$3,562
Construction	\$1,100,000	\$0	0.00%	\$0
TOTAL	\$1,400,000	\$71,827	5.13%	\$3,562

NOTES

The project is in the study phase to determine a more precise work scope. The project is funded for design (\$300k) in FY22 and for construction (\$1.1m) in FY24.



Monthly Infrastructure Sales Tax Project Report

Large Cap Projects

Data Date: 07/20/2023

Report Date: 07/31/2023

DESCRIPTION/TEAM

SCOPE

PHOTO

Project Title: Summit Blvd. over C-51 Canal (934201)

Project Number: 1693
 BCC District: 03
 Delivery Method: Design CCNA
 Category: B08-Bridge Replacements
 Status: Design
 Designer: Consor Engineers, LLC
 Contractor: TBD
 Project Manager: Maroun Azzi

This project will replace an existing bridge that was built over 50 years ago. The project will improve traffic safety (lane widths, bike lanes, sidewalks, etc.) and improve drainage and embankment/slope protection. The project will also add a left turn lane servicing the adjacent school on the NE quadrant.



SCHEDULE SUMMARY

	Original	Actual
Project Start	3/1/2022	3/1/2022
Consultant Procurement Finish	12/1/2022	12/1/2022
Design Start	4/1/2023	3/14/2023
Design Complete	6/1/2026	
Permit Application	1/1/2025	
Permit Issued	6/1/2026	
Construction Start	12/1/2026	
Construction Complete	1/1/2029	

PARTICIPATION

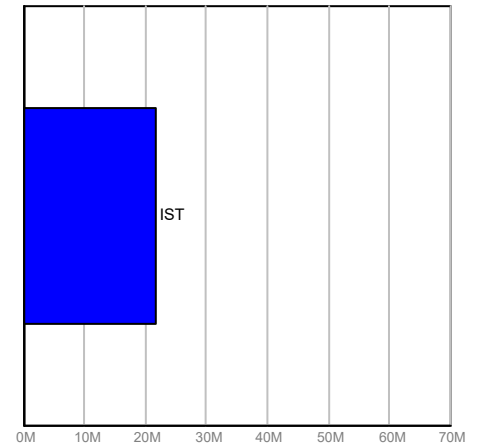
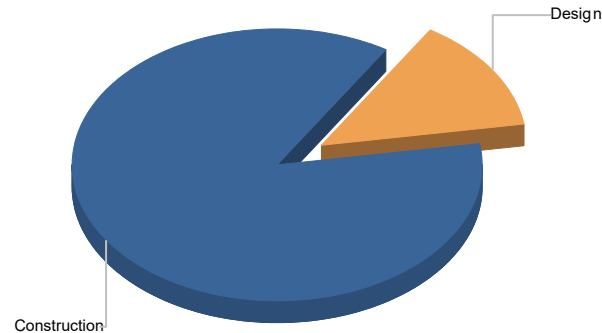
Consultant

SBE 40%
 Local 100%
 WBE 0%
 MBE 0%

Contractor

SBE TBD
 Local TBD
 WBE TBD
 MBE TBD

FUNDING



Current Budget

Fund Source

FINANCIAL SUMMARY

	Project Budget	Committed	% Committed	Paid To Date
	A	B	C=B/A	D
Design	\$3,000,000	\$770,185	25.67%	\$12,941
Construction	\$18,863,000	\$0	0.00%	\$0
TOTAL	\$21,863,000	\$770,185	3.52%	\$12,941

NOTES

The project is funded for design (\$3m) in FY22 and for construction (\$18.863m) in FY27. Design is ongoing (0% complete).



Monthly Infrastructure Sales Tax Project Report

Large Cap Projects

Data Date: 07/20/2023

Report Date: 07/31/2023

DESCRIPTION/TEAM

SCOPE

PHOTO

Project Title: Seminole Colony east (Okeechobee/Military)
Project Number: 1694
BCC District: 07
Delivery Method: Design CCNA
Category: D04-Drainage Improvements
Status: Design
Designer: Masse Consulting Services
Contractor: TBD
Project Manager: Will Carey

The project will include drainage improvements along Seminole Colony East (Spafford Avenue, Scott Avenue, Indian Road, and Gardenia Street) just north of Okeechobee Boulevard.



SCHEDULE SUMMARY

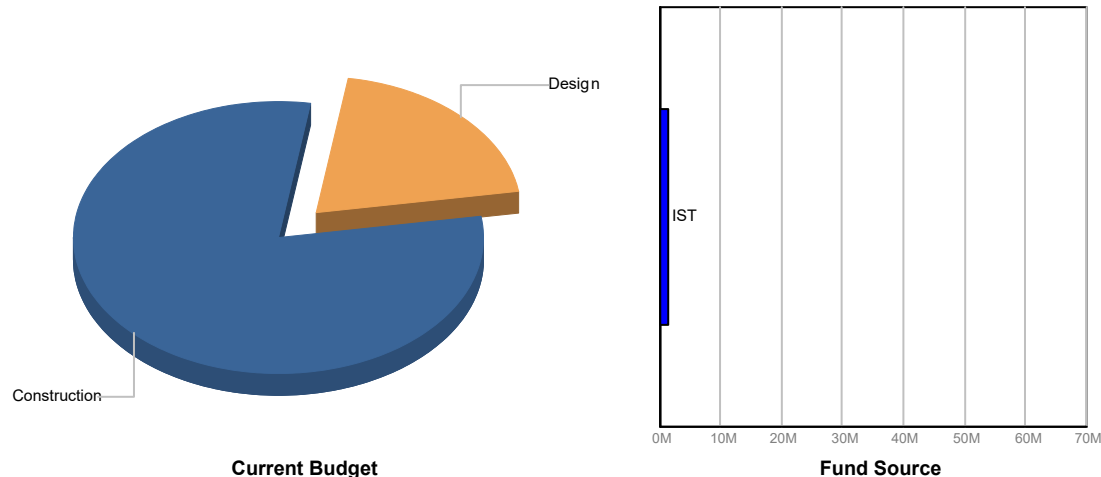
	Original	Actual
Design Start	4/1/2023	4/1/2023
Design Complete	12/1/2024	
Construction Bid Date	3/1/2025	
Construction Start	7/1/2025	
Construction Complete	7/1/2026	

PARTICIPATION

Consultant
 SBE 94.6%
 Local 100%
 WBE 0%
 MBE 74.5%

Contractor
 SBE TBD
 Local TBD
 WBE TBD
 MBE TBD

FUNDING



FINANCIAL SUMMARY

	Project Budget	Committed	% Committed	Paid To Date
	A	B	C=B/A	D
Design	\$300,000	\$296,217	98.74%	\$76,255
Construction	\$1,200,000	\$258	0.02%	\$258
TOTAL	\$1,500,000	\$296,475	19.77%	\$76,513

NOTES

Design is ongoing (0% complete). The project is funded for design (\$300k) in FY22 and for construction (\$1.2m) in FY24.



Monthly Infrastructure Sales Tax Project Report

Large Cap Projects

Data Date: 07/20/2023

Report Date: 07/31/2023

DESCRIPTION/TEAM

SCOPE

PHOTO

Project Title: Palmetto Park Rd. from Glades Rd. to Crawford Blvd.
Project Number: 1697
BCC District: Multiple
Delivery Method: Annual Construction Contract
Category: R04-Resurfacing
Status: Construction
Designer: N/A
Contractor: Ranger Construction Industries, Inc.
Project Manager: Thomas Coppini

Resurfacing 10 miles (51.8 lane miles) of Palmetto Park Road from Glades Road to Crawford Boulevard (SW 3rd Ave.)

Note: There is a pending 5 Yr. Road Program project in FY22 to improve Palmetto Park Road from Military Trail to I-95 that will include resurfacing the existing pavement. There is also an ongoing 5 Yr. Road Program project to replace the bridge over the E-4 (El Rio) Canal (with scheduled completion date in 2023).
 FY 2022 IST \$4,800,000



SCHEDULE SUMMARY

	Original	Actual
Milling and Pavement Complete	9/1/2022	
ADA (Curb/Cut Ramps) Complete	12/1/2022	
Traffic Striping Complete	12/1/2022	
Traffic Loops Complete	3/1/2023	

PARTICIPATION

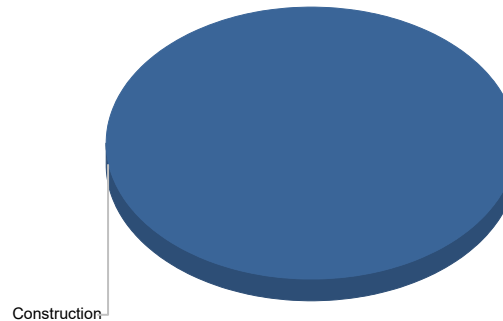
Consultant

SBE N/A
 Local N/A
 WBE N/A
 MBE N/A

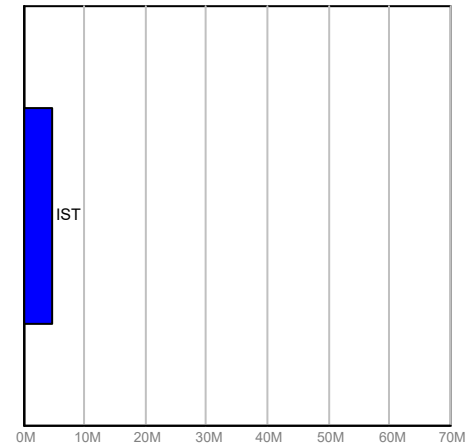
Contractor

SBE 15%
 Local 100%
 WBE 0%
 MBE 0%

FUNDING



Current Budget



Fund Source

FINANCIAL SUMMARY

	Project Budget	Committed	% Committed	Paid To Date
	A	B	C=B/A	D
Construction	\$4,800,000	\$4,800,000	100.00%	\$3,957,922
TOTAL	\$4,800,000	\$4,800,000	100.00%	\$3,957,922

NOTES

Outstanding work includes milling and paving, updating ADA ramps, restriping the road, and replacing traffic loops.

Resurfacing and striping are complete for over 7 miles from Glades Road to Military Trail. Waiting on other projects along Palmetto to coordinate any additional repaving efforts.



Monthly Infrastructure Sales Tax Project Report

Large Cap Projects

Data Date: 07/20/2023

Report Date: 07/31/2023

DESCRIPTION/TEAM

SCOPE

PHOTO

Project Title: Lake Lytal Aquatic Center Replace Public Aquatic Facility
Project Number: 17218
BCC District: 03
Delivery Method: Construction Management at Risk
Category: A02-Aquatic Facility Repair and Replacement
Status: Design
Designer: Harvard Jolly, Inc.
Contractor: Kauffman Lynn/ Hedrick Brothers
Project Manager: Mitchell Silverman

The project entails constructing a new multi-phase Aquatic Complex mainly on undeveloped land along Kirk Rd. within Lake Lytal Park. The existing Pool Facility is to be demolished once the new aquatic center is opened to the public. The major components of the new Aquatic Complex will be a 70 Meter competition pool with dive well, a family water play area, 6-lane warm-up pool, flow riders, slides and building amenities such as restrooms, lockers, concession stand.

FY 2017 IST - \$4,000,000
 FY 2018 IST - \$2,000,000
 FY 2023 IST - \$6,152,500



SCHEDULE SUMMARY

	Original	Actual
Project Start	4/19/2018	4/19/2018
Design Start (Master Plan)	7/10/2018	7/10/2018
Design Start (Aquatic Center)	11/20/2018	5/1/2023
Construction Start	7/1/2019	
Substantial Completion	7/1/2020	
Project Completion	9/1/2020	

PARTICIPATION

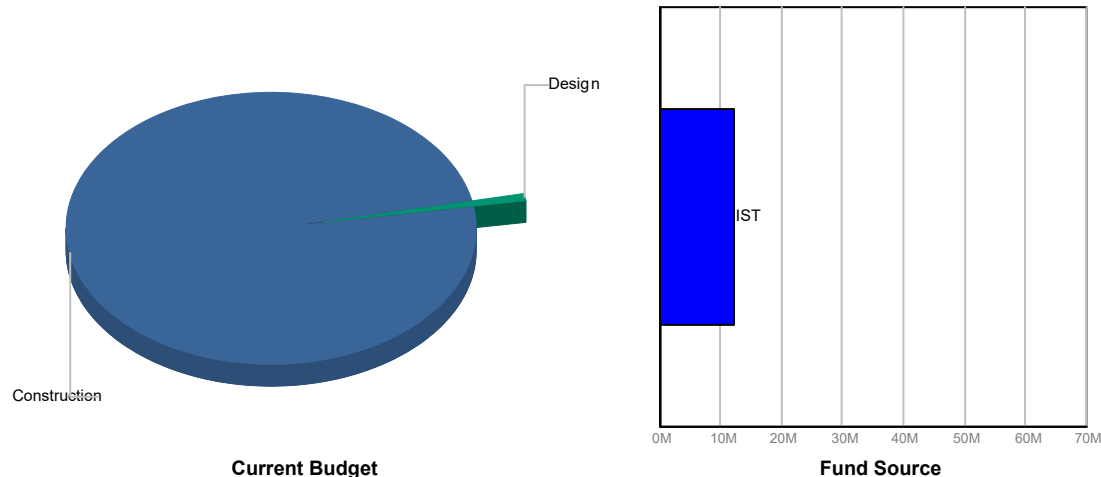
Consultant

- SBE 30%
- Local 100%
- WBE N/A
- MBE 0%

Contractor

- SBE 24.66%
- Local 0%
- WBE 0%
- MBE 0%

FUNDING



FINANCIAL SUMMARY

	Project Budget	Committed	% Committed	Paid To Date
	A	B	C=B/A	D
Design	\$112,902	\$390,667	346.02%	\$340,450
Construction	\$12,039,598	\$1,024,073	8.51%	\$37,855
Furniture, Fixtures & Equipment	\$0	\$0	0.00%	\$0
Other	\$0	\$37,316	0.00%	\$37,316
Contingency	\$0	\$0	0.00%	\$0
TOTAL	\$12,152,500	\$1,452,056	11.95%	\$415,621

NOTES

SFWMMD permit modification is in progress. 100% CD expected by 8/30. Phase 1: Kaufman Lynn re-advertise ended. Phase 2: Kaufman Lynn will receive 100% site development documents in mid-August. Phase 3: Aquatic Center vertical construction. CM site mobilization has commenced. ERM permit approval is in process. The project is altering the FEMA flood zone and will need a flood map amendment via FEMA. PZB will issue a conditional permit. GMP is under review.




Monthly Infrastructure Sales Tax Project Report

Large Cap Projects

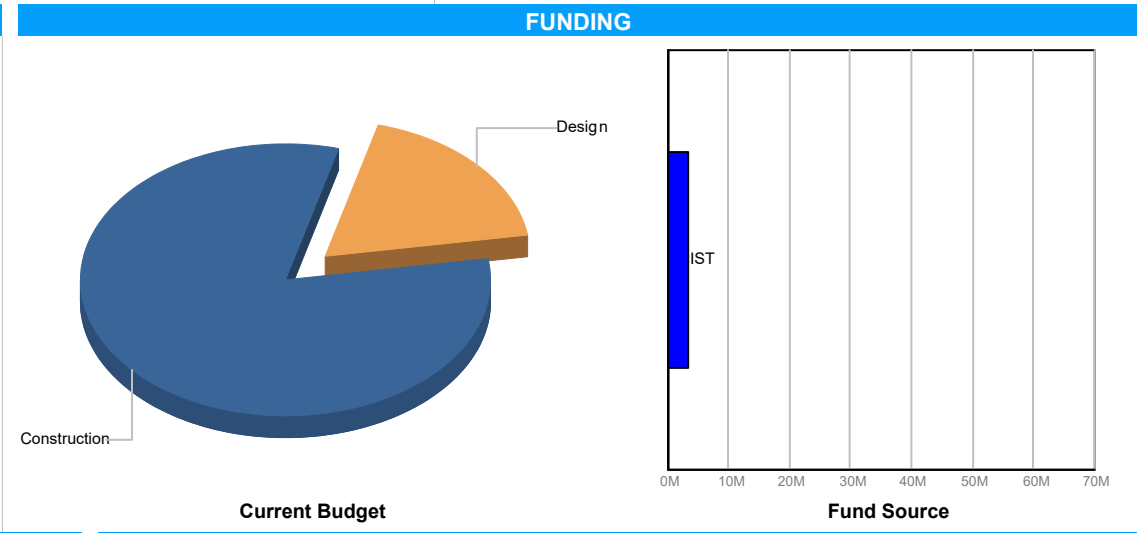
Data Date: 07/20/2023

Report Date: 07/31/2023

DESCRIPTION/TEAM	SCOPE	PHOTO
<p>Project Title: Lantana Rd. from Hagen Ranch Rd. to I-95</p> <p>Project Number: 1731</p> <p>BCC District: Multiple</p> <p>Delivery Method: Annual Construction Contract</p> <p>Category: R04-Resurfacing</p> <p>Status: Design</p> <p>Designer: Mock, Roos & Associates</p> <p>Contractor: TBD</p> <p>Project Manager: Darren Prainito</p>	<p>Resurfacing 5.5 miles (33 lane miles) of Lantana Road from Hagen Ranch Road to I-95.</p> <p>FY2022 IST \$3,280,000</p>	

SCHEDULE SUMMARY		
	Original	Actual
Drainage Repairs Complete	12/1/2023	
Milling and Pavement Complete	6/1/2024	
ADA (Curb/Cut Ramps) Complete	9/1/2024	
Traffic Striping Complete	8/1/2024	
Traffic Loops Complete	12/1/2024	

PARTICIPATION	
Consultant	
SBE	N/A
Local	N/A
WBE	N/A
MBE	N/A
Contractor	
SBE	15%
Local	100%
WBE	0%
MBE	0%



FINANCIAL SUMMARY				
	Project Budget	Committed	% Committed	Paid To Date
	A	B	C=B/A	D
Design	\$600,000	\$0	0.00%	\$0
Construction	\$2,680,000	\$6,070	0.23%	\$6,070
TOTAL	\$3,280,000	\$6,070	0.19%	\$6,070

NOTES

Drainage infrastructure study underway to determine scope of drainage repairs. Outstanding work includes drainage repairs, milling and paving, updating ADA ramps, restriping the road, and replacing traffic loops.



Monthly Infrastructure Sales Tax Project Report

Large Cap Projects

Data Date: 07/20/2023

Report Date: 07/31/2023

DESCRIPTION/TEAM

SCOPE

PHOTO

Project Title: Military Trail from Palmetto to Clint Moore
Project Number: 1780
BCC District: 04
Delivery Method: Annual Construction Contract
Category: R04-Resurfacing
Status: Construction
Designer: N/A
Contractor: Ranger
Project Manager: Darren Prainito

Resurfacing 4.2 miles (25.2 lane miles) of Military Trail from Palmetto Park Road to Clint Moore Road.
 FY2022 IST \$3,100,000



SCHEDULE SUMMARY

	Original	Actual
Milliling and Pavement Complete	4/1/2023	5/12/2023
ADA (Curb/Cut Ramps) Complete	8/1/2023	
Traffic Striping Complete	6/1/2023	7/11/2023
Traffic Loops Complete	10/1/2023	

PARTICIPATION

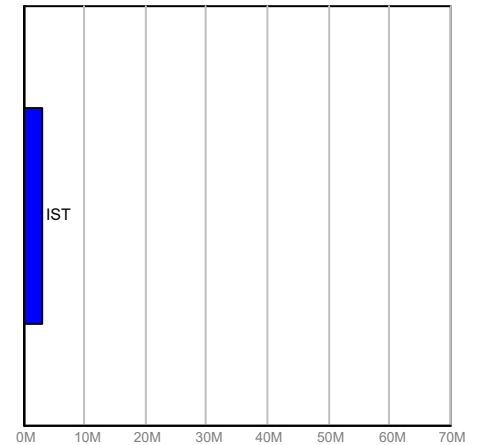
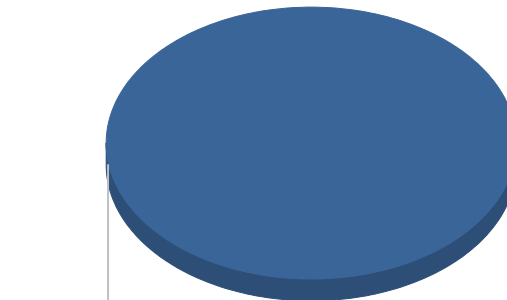
Consultant

SBE N/A
 Local N/A
 WBE N/A
 MBE N/A

Contractor

SBE 15%
 Local 100%
 WBE 0
 MBE 0

FUNDING



Current Budget

Fund Source

FINANCIAL SUMMARY

	Project Budget	Committed	% Committed	Paid To Date
	A	B	C=B/A	D
Construction	\$3,100,000	\$2,891,869	93.29%	\$2,470,043
TOTAL	\$3,100,000	\$2,891,869	93.29%	\$2,470,043

NOTES

Outstanding work includes updating ADA ramps and replacing traffic loops .
 This resurfacing project will be phased due to other ongoing work improvements within this Military Trail corridor. The scheduled dates have been revised to depict the delay due to coordination efforts .



Monthly Infrastructure Sales Tax Project Report

Large Cap Projects

Data Date: 07/20/2023

Report Date: 07/31/2023

DESCRIPTION/TEAM

SCOPE

PHOTO

Project Title: Courthouse Buildout and Renovations

Project Number: B592
 BCC District: CW
 Delivery Method: CMAR
 Category: J02-Judicial
 Status: Design
 Designer: Leo A. Daly
 Contractor: The Weitz Company LLC
 Project Manager: Rich Avery

Improvement of approximately 100,000 square feet of unfinished interior space upon floors one, seven and eight of the Judge Daniel T.K. Hurley Courthouse in downtown West Palm Beach, as well as other incidental interior improvements. All improvements will implement the Palm Beach County Judicial Facilities Master Plan Update.

IST funding consists of:
 \$8,000,000 in FY 2022,
 \$24,500,000 in FY 2023
 \$31,308,437 in FY 2023,
 \$3,000,000 Impact Fees
 Total of \$66,808,437.



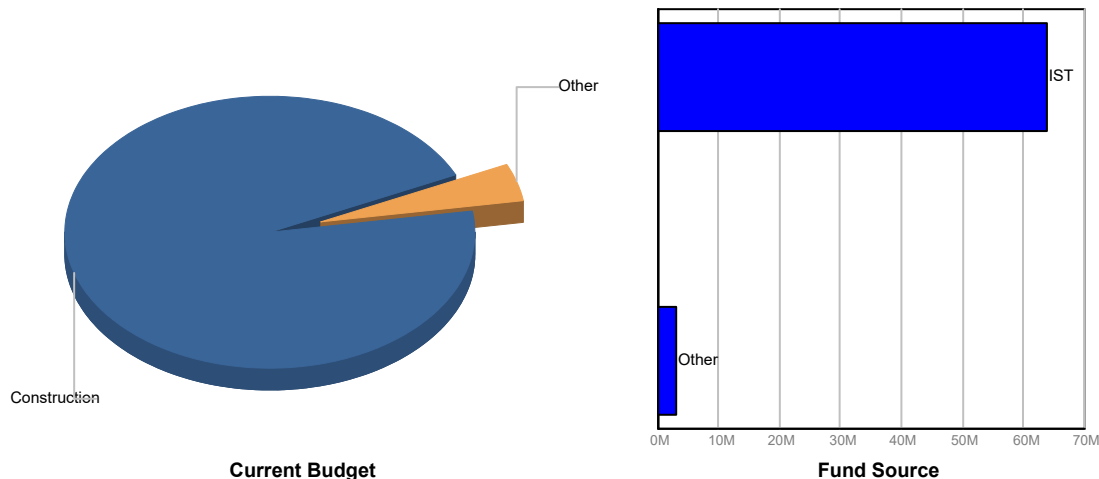
SCHEDULE SUMMARY

	Original	Actual
Design Contract Issued	6/7/2022	6/7/2022
Design Commencement	6/17/2022	6/17/2022
Design Completion	5/18/2023	

PARTICIPATION

- Consultant**
- SBE 25%
 - Local 100%
 - WBE 100%
 - MBE 100%
- Contractor**
- SBE TBD
 - Local TBD
 - WBE TBD
 - MBE TBD

FUNDING



FINANCIAL SUMMARY

	Project Budget	Committed	% Committed	Paid To Date
	A	B	C=B/A	D
Construction	\$63,808,437	\$144,574	0.23%	\$31,277
Other	\$3,000,000	\$1,771,846	59.06%	\$45,658
TOTAL	\$66,808,437	\$1,916,420	2.87%	\$76,935

NOTES

Schematic design for the 7th and 8th floors has commenced and is ongoing, and has been presented and reviewed by Court Administration. Floor plan for the first floor is under development and will be presented for review to court partner agencies. CM pre-construction services fee has been received and is being processed.



Monthly Infrastructure Sales Tax Project Report

Large Cap Projects

Data Date: 07/20/2023

Report Date: 07/31/2023

DESCRIPTION/TEAM

SCOPE

PHOTO

Project Title: Lake Worth West Substation

Provide dedicated office(s) within the HRC2 building (project-19220) for PBSO field personnel's use. Additional interior improvements include a multipurpose room for PBSO training purposes and HRC/community programming, as well as restrooms, circulation area, and other incidental improvements.



Project Number: B607
 BCC District: Multiple
 Delivery Method: Construction Manager at Risk
 Category: S06-Sheriff - FDO
 Status: Construction
 Designer: Ohlson Lavoie Collaborative
 Contractor: D Stephenson
 Project Manager: Sunil Jagoo

FY 2019 IST \$1,213,460

SCHEDULE SUMMARY

PARTICIPATION

FUNDING

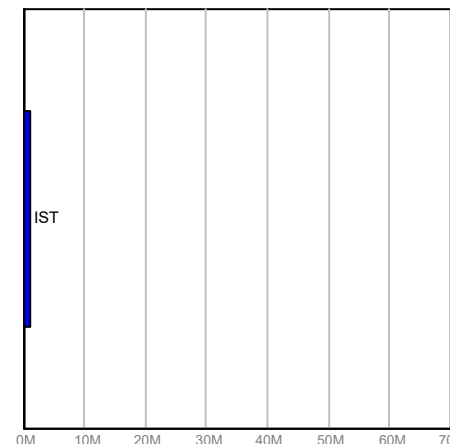
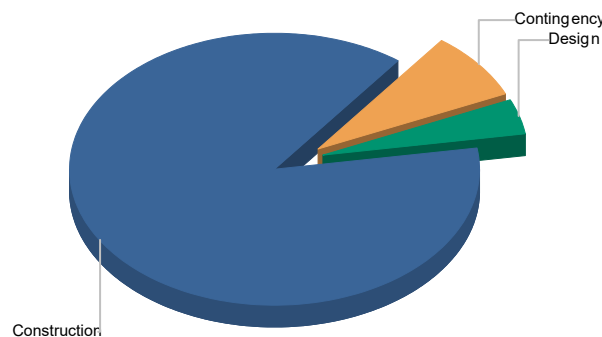
Original	Actual
Please Refer to Central County Resource	

Consultant

SBE TBD
 Local TBD
 WBE TBD
 MBE TBD

Contractor

SBE TBD
 Local TBD
 WBE TBD
 MBE TBD



Current Budget

Fund Source

FINANCIAL SUMMARY

NOTES

	Project Budget	Committed	% Committed	Paid To Date
	A	B	C=B/A	D
Design	\$50,000	\$2,227	4.45%	\$2,227
Construction	\$1,063,460	\$1,085,373	102.06%	\$1,085,374
Contingency	\$100,000	\$0	0.00%	\$0
TOTAL	\$1,213,460	\$1,087,601	89.63%	\$1,087,601

Please refer to the Central County Resource Center report for current status and material project updates.



Monthly Infrastructure Sales Tax Project Report

Large Cap Projects

Data Date: 07/20/2023

Report Date: 07/31/2023

DESCRIPTION/TEAM

SCOPE

PHOTO

Project Title: PBSO District 1 Substation and Marine Unit
Project Number: B665
BCC District: 02
Delivery Method: CMAR
Category: S06-Sheriff - FDO
Status: Permitting
Designer: Song & Associates
Contractor: Kaufman Lynn
Project Manager: Michael Jenner

Construction of an approximately 28,000 square foot facility and site improvements to accommodate the relocation of PBSO District 1 from PBSO Headquarters as well as the relocation of the PBSO Marine Unit from the County's Cherry Road Complex property. The subject site is approximately 5.75 acres and located on the west side of Jog Road approximately 1,000 feet south of Belvedere Road.



SCHEDULE SUMMARY

	Original	Actual
Submit DRO Application	8/3/2020	8/3/2020
Submit for Permits	3/18/2022	5/6/2022
Construction Complete	10/31/2023	
PBSO Turn Over	11/30/2023	

PARTICIPATION

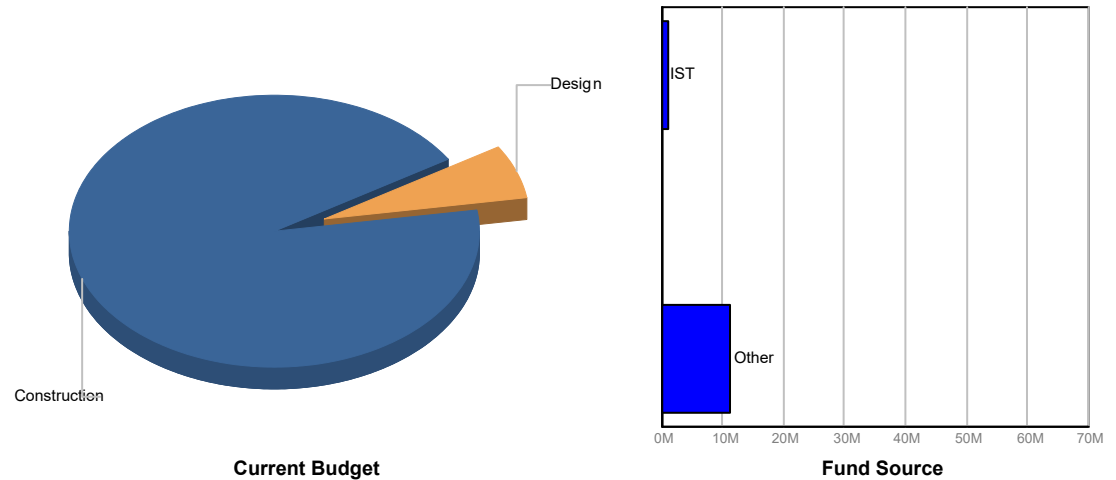
Consultant

- SBE 77.4%
- Local 100%
- WBE 77.4%
- MBE 77.4%

Contractor

- SBE 27.06%
- Local 100%
- WBE 0%
- MBE 6.40%

FUNDING



FINANCIAL SUMMARY

	Project Budget	Committed	% Committed	Paid To Date
	A	B	C=B/A	D
Design	\$777,565	\$0	0.00%	\$0
Construction	\$11,525,435	\$953,221	8.27%	\$953,221
TOTAL	\$12,303,000	\$953,221	7.75%	\$953,221

NOTES

Building Permit issuance is imminent. Permits with other agencies having jurisdiction remain in progress. Kaufman Lynn Guaranteed Maximum Price (GMP) is complete and proceeding to the August 22, 2023 BCC meeting. IST funding in the amount of \$1M was allocated in FY2022, and we will be relied upon to support the project construction phase.



Monthly Infrastructure Sales Tax Project Report

Large Cap Projects

Data Date: 07/20/2023

Report Date: 07/31/2023

DESCRIPTION/TEAM

SCOPE

PHOTO

Project Title: Housing Units for Homeless, Extremely Low Income, & Low Income
Project Number: Q001
BCC District: CW
Delivery Method: TBD
Category: H02-Housing
Status: Varies
Designer: Varies
Contractor: Varies
Project Manager: Varies

This project involves the delivery of housing units for use as temporary or longer term affordable housing for homeless and special populations.

 This Project is funded in:
 FY 2017 - FY 2026 for \$2,550,000 each year for a total of \$25,500,000.



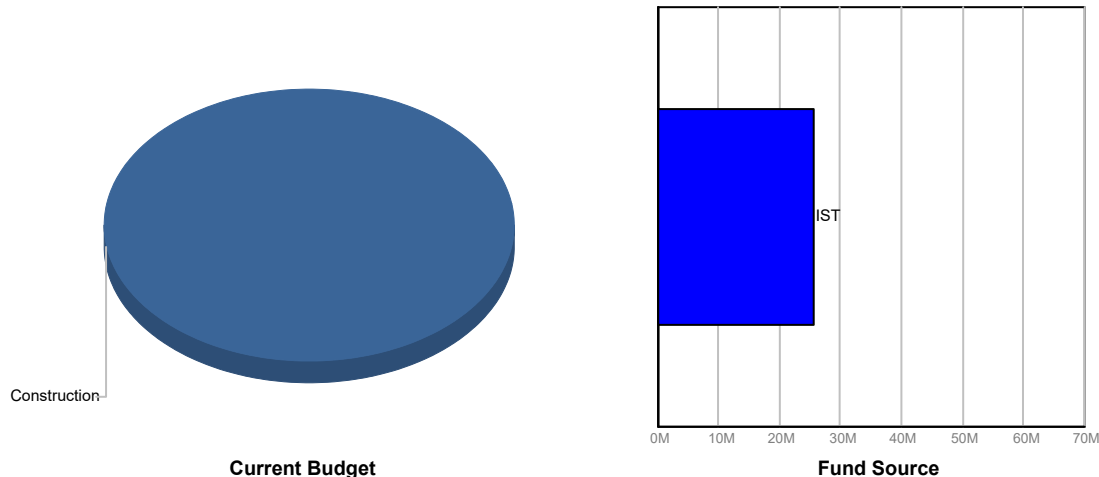
SCHEDULE SUMMARY

	Original	Actual
Project Start	9/1/2017	9/1/2017
Project Completion		

PARTICIPATION

- Consultant**
- SBE VARIES
 - Local VARIES
 - WBE VARIES
 - MBE VARIES
- Contractor**
- SBE VARIES
 - Local VARIES
 - WBE VARIES
 - MBE VARIES

FUNDING



FINANCIAL SUMMARY

	Project Budget	Committed	% Committed	Paid To Date
	A	B	C=B/A	D
Design	\$0	\$12,608	0.00%	\$12,608
Construction	\$25,500,000	\$9,132,606	35.81%	\$1,222,462
Furniture, Fixtures & Equipment	\$0	\$0	0.00%	\$0
Other	\$0	\$50,674	0.00%	\$50,674
Contingency	\$0	\$0	0.00%	\$0
TOTAL	\$25,500,000	\$9,195,888	36.06%	\$1,285,744

NOTES

This Project will fund multiple projects over a 10-year period per the direction provided by BCC on September 26, 2017, and February 26, 2019. The Cottage Homes pilot project by the WPB Housing Authority (\$6,073,458.06) broke ground on January 19, 2023 and construction is ongoing. The BCC approved an allocation of \$1M toward the renovation of a non-congregate shelter in Pahokee on Sept. 15, 2020 (\$621,000 expended). A \$2.5M allocation to the Belle Glade Housing Authority for the improvement of 534 housing units in Belle Glade was approved by the BCC on November 1, 2022 and work is ongoing.



Monthly Infrastructure Sales Tax Project Report

Large Cap Projects

Data Date: 07/20/2023

Report Date: 07/31/2023

DESCRIPTION/TEAM

SCOPE

PHOTO

Project Title: Countywide ADA Renovations

Project Number: Q002
 BCC District: CW
 Delivery Method: Annual Contract
 Category: G02-General Government Facilities
 Status: Construction
 Designer: Colome' and Associates
 Contractor: Varies
 Project Manager: Varies

Renovate multiple public facility restrooms to meet ADA requirements. The following locations are planned for renovation:
 Delray Health Clinic ADA Restrooms @ \$250K FY2017
 Lantana Health Clinic ADA Restrooms @ \$275K FY2022
 Lantana Health Clinic ADA Service Counter @ \$16K FY2022
 Jupiter Health Clinic ADA Restrooms @ \$64K FY2022
 West County Administration Building (aka Glades Office Building) ADA Improvements @ \$245K FY2022 and \$450K FY2023

This Project is funded in:
 FY 2017 \$250,000 FY 2024 \$700,000
 FY 2022 \$600,000 FY 2025 \$539,000
 FY 2023 \$450,000



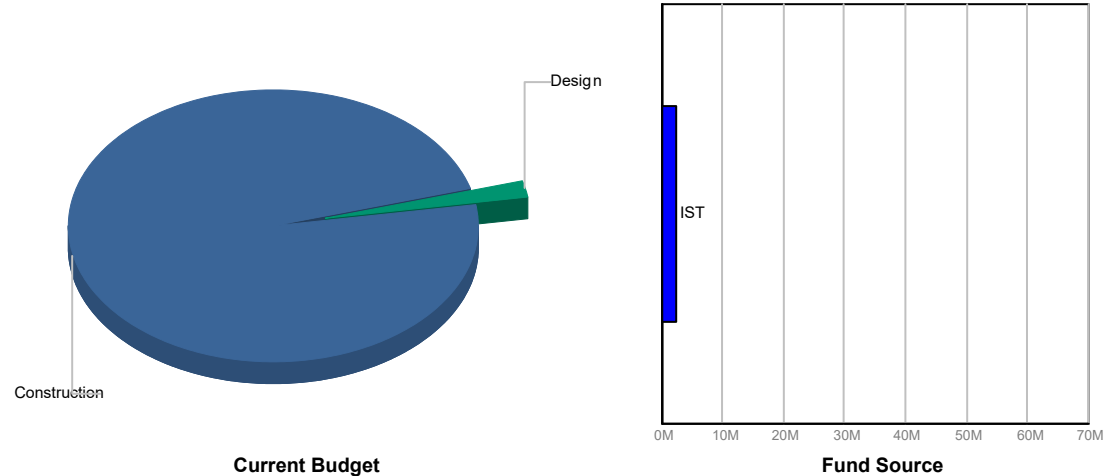
SCHEDULE SUMMARY

	Original	Actual
Delray Health Start	7/27/2017	7/27/2017
Delray Health Finish	12/21/2018	10/24/2022
Lantana Health Start	7/7/2017	7/7/2017
Lantana Health Finish	4/8/2018	
Lantana Health (Counters) Start	11/24/2020	11/24/2020
Lantana Health (Counters) Finish		
Jupiter Health Start	12/22/2020	12/22/2020
Jupiter Health Finish		
West County Admin Start	6/22/2022	6/1/2023
West County Admin Finish		

PARTICIPATION

- Consultant**
- SBE Varies
 - Local Varies
 - WBE Varies
 - MBE Varies
- Contractor**
- SBE Varies
 - Local Varies
 - WBE Varies
 - MBE Varies

FUNDING



FINANCIAL SUMMARY

	Project Budget	Committed	% Committed	Paid To Date
	A	B	C=B/A	D
Design	\$50,000	\$312,576	625.15%	\$66,010
Construction	\$2,489,000	\$800,707	32.17%	\$381,459
Furniture, Fixtures & Equipment	\$0	\$0	0.00%	\$0
Other	\$0	\$1,339	0.00%	\$1,339
Contingency	\$0	\$0	0.00%	\$0
TOTAL	\$2,539,000	\$1,114,621	43.90%	\$448,808

NOTES

Delray Health; Closed. Lantana Health; Customer Service Countertop construction is delayed due to the availability of materials. First-floor restrooms; Finalization of punch in process. Awaiting CM response. Second-floor restrooms are pending completion of the first floor. Supplement #2 CO to allow for additional time. Jupiter Health; Permitting in process. Conducted project site visit with contractor on 7/18. Start date of project is proposed for the end of August. West County Administration Building revised conceptual ROM estimate received from Colome & Associates which indicates a construction value of over \$4M. Deductive Supplement #2 to CSA #13 is being prepared to close out this agreement for a new solicitation to advance.



Monthly Infrastructure Sales Tax Project Report

Large Cap Projects

Data Date: 07/20/2023

Report Date: 07/31/2023

DESCRIPTION/TEAM

SCOPE

PHOTO

Project Title: Vehicle Replacement

Project Number: Q007
 BCC District: Multiple
 Delivery Method: Direct Purchase
 Category: S04-Sheriff
 Status: Construction
 Designer: N/A
 Contractor: N/A
 Project Manager: Isami Ayala-Collazo

This project funds the replacement of PBSO public safety vehicles and related equipment (other than radios), tools and/or services.

FY 18 Funds: \$3,650,513
 FY 19 Funds: \$3,650,513
 FY 20 Funds: \$3,650,514
 FY 24 Funds: \$1,669,963



SCHEDULE SUMMARY

	Original	Actual
1 Project Start	10/1/2018	5/1/2018
2 Project Completion	9/30/2024	

PARTICIPATION

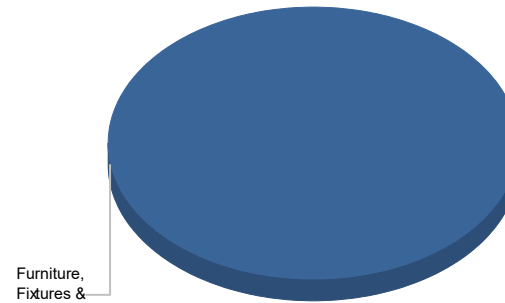
Consultant

SBE N/A
 Local N/A
 WBE N/A
 MBE N/A

Contractor

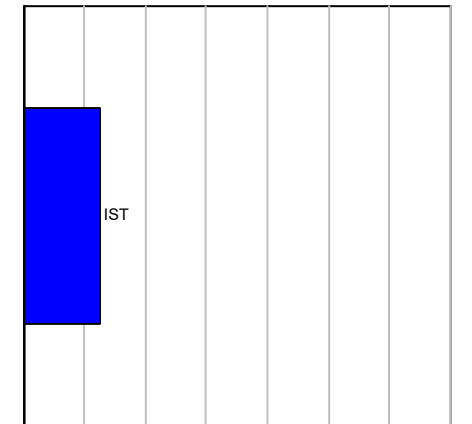
SBE N/A
 Local N/A
 WBE N/A
 MBE N/A

FUNDING



Furniture, Fixtures & Equipment

Current Budget



IST

Fund Source

FINANCIAL SUMMARY

	Project Budget	Committed	% Committed	Paid To Date
	A	B	C=B/A	D
Furniture, Fixtures & Equipment	\$12,621,503	\$10,951,540	86.77%	\$10,951,540
Other	\$0	\$0	0.00%	\$0
TOTAL	\$12,621,503	\$10,951,540	86.77%	\$10,951,540

NOTES

Prioritization, identification and cost of specific assets are determined by the Sheriff's Office with administration support being performed by FD&O through a Project Funding Agreement with the County.



Monthly Infrastructure Sales Tax Project Report

Large Cap Projects

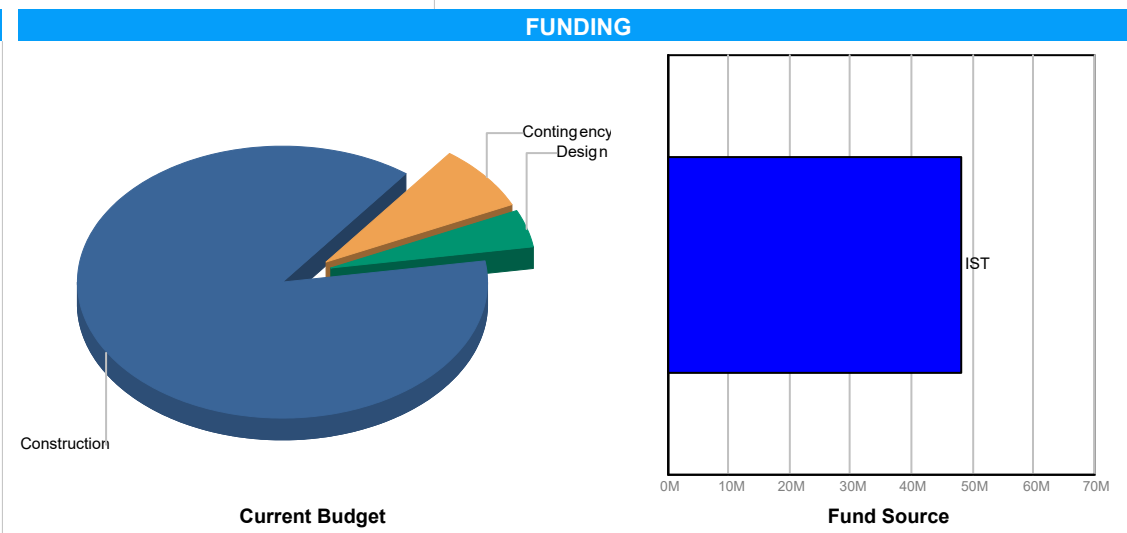
Data Date: 07/20/2023

Report Date: 07/31/2023

DESCRIPTION/TEAM	SCOPE	PHOTO
<p>Project Title: Animal Care & Control</p> <p>Project Number: Q008 BCC District: 02 Delivery Method: Construction Manager at Risk Category: G02-General Government Facilities Status: Design Designer: PGAL Contractor: Wharton-Smith Project Manager: Rich Avery</p>	<p>The Animal Care & Control Renovation & Expansion project for the Belvedere Rd. campus includes: renovations to existing buildings for improved functionality; possible replacement of non-air conditioned kennel buildings with air-conditioned kennel buildings pending evaluation, pricing and approval; and the creation of new spaces necessary to facilitate current and future projected operational needs. The cost of the project includes cost-estimating services necessary in order to validate the project scope, which was derived jointly by FDO & the ACC Division via a needs assessment and programming document, as well as interim arrangements to sustain continuous operations during construction. Funding: FY 2019 IST \$6,000,000 FY 2020 IST \$7,000,000 FY 2025 IST \$35,289,104</p>	

SCHEDULE SUMMARY		
	Original	Actual
PROGRAMMING	10/1/2018	10/1/2018
Commence Design Comparative Study	7/24/2019	7/24/2019
Design Start	2/3/2020	12/2/2020
Construction Start	12/1/2020	
Substantial Completion	7/3/2023	

PARTICIPATION	
Consultant	
SBE	20%
Local	100%
WBE	N/A
MBE	N/A
Contractor	
SBE	13.04%
Local	13.04%
WBE	13.04%
MBE	13.04%



FINANCIAL SUMMARY				
	Project Budget	Committed	% Committed	Paid To Date
	A	B	C=B/A	D
Design	\$2,100,000	\$882,713	42.03%	\$880,138
Construction	\$42,409,104	\$625,369	1.47%	\$589,325
Contingency	\$3,780,000	\$0	0.00%	\$0
TOTAL	\$48,289,104	\$1,508,082	3.12%	\$1,469,462

NOTES

Wharton-Smith has provided the revised cost estimate narrative. Project being held in suspense until 2025 IST funds become available.



Monthly Infrastructure Sales Tax Project Report

Large Cap Projects

Data Date: 07/20/2023

Report Date: 07/31/2023

DESCRIPTION/TEAM

SCOPE

PHOTO

Project Title: Central County Housing Resource Center
Project Number: Q009
BCC District: 03
Delivery Method: Construction Manager at Risk
Category: H02-Housing
Status: Construction
Designer: Ohlson Lavoie Collaborative
Contractor: D Stephenson
Project Manager: Sunil Jagoo

The Homeless Resource Center 2 (HRC 2) is to provide an effective Crisis Response System that provides immediate and easy access to safe and decent temporary shelter to County residents that need it and aims to re-house people as quickly as possible while receiving wrap-around social services. The facility will compliment the County's existing Senator Philip D. Lewis Center in West Palm Beach and will consist of approximately 19,000 square feet to support 74 client beds, dining and service delivery/office areas, restrooms, laundry facilities, an intake lobby, and other incidental interior and exterior improvements. Co-located within the facility will be the improvements identified in the IST Project Plan titled PBSO Lake Worth West Substation. FY 2019 IST \$5,700,000 FY 2022 IST \$9,243,697



SCHEDULE SUMMARY

	Original	Actual
Program Development	11/1/2017	11/1/2017
Public Outreach	2/1/2019	2/1/2019
Design Team Solicitation	5/1/2019	9/30/2020
CM Solicitation	9/1/2019	11/26/2019
Schematic Design	11/11/2019	1/31/2020
Design Development	5/1/2020	9/28/2020
Construction Documents	10/1/2020	2/23/2021
Permitting	1/1/2021	11/1/2021
Construction Commencement	6/1/2021	5/10/2022
CO/Substantial Completion	9/1/2022	
Occupancy	10/3/2022	

PARTICIPATION

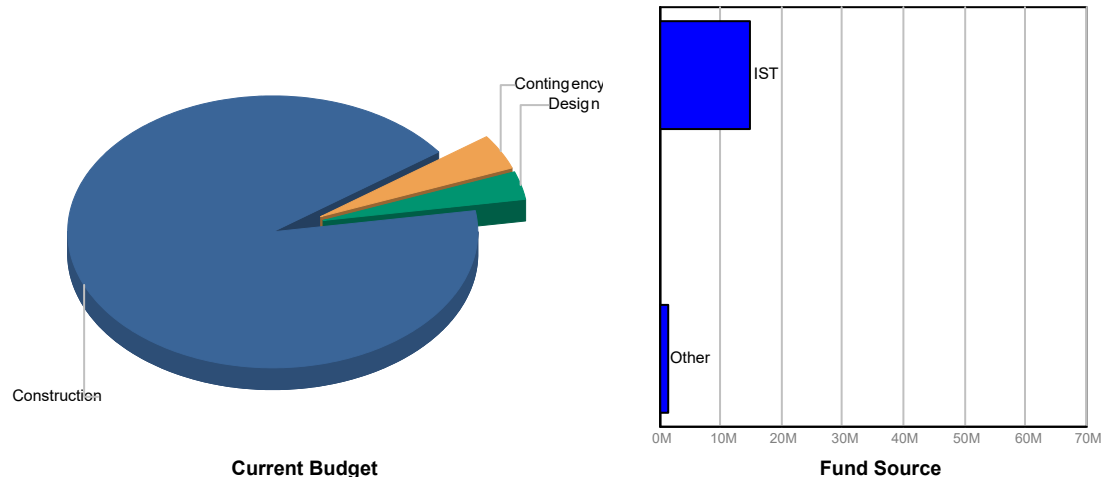
Consultant

- SBE 0%
- Local 25%
- WBE 0%
- MBE 0%

Contractor

- SBE N/A
- Local 100%
- WBE 6.9%
- MBE 22.4%

FUNDING



FINANCIAL SUMMARY

	Project Budget	Committed	% Committed	Paid To Date
	A	B	C=B/A	D
Design	\$550,000	\$147,726	26.86%	\$145,725
Construction	\$15,118,540	\$12,732,542	84.22%	\$9,311,161
Contingency	\$700,000	\$0	0.00%	\$0
TOTAL	\$16,368,540	\$12,880,268	78.69%	\$9,456,886

NOTES

The contractor is working on the MEP final trim, final site work, landscaping, fencing and the access improvements and restoration along Lake Worth Rd.



Monthly Infrastructure Sales Tax Project Report

Large Cap Projects

Data Date: 07/20/2023

Report Date: 07/31/2023

DESCRIPTION/TEAM

SCOPE

PHOTO

Project Title: South County Administrative Complex

Project Number: Q010
 BCC District: 07
 Delivery Method: Varies
 Category: G02-General Government Facilities
 Status: Design
 Designer: Varies
 Contractor: Varies
 Project Manager: Eric McClellan

This project funds essential Renewal and Replacement (R&R) needs to sustain the continuous operation of this 40+ year old complex prior to its future redevelopment. As such there is no defined scope of work. Any funds remaining at such time that redevelopment is funded would be utilized toward professional design services for the redevelopment. Funding includes \$3M each in FY 2020 and FY 2021, for a total of \$6M.



SCHEDULE SUMMARY

PARTICIPATION

FUNDING

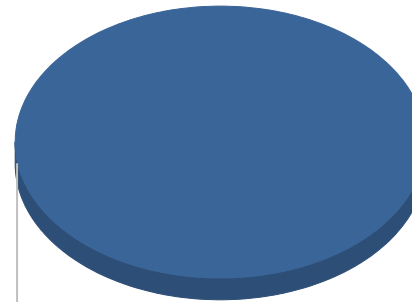
Original	Actual
N/A. See notes for current activity.	

Consultant

SBE Varies
 Local Varies
 WBE Varies
 MBE Varies

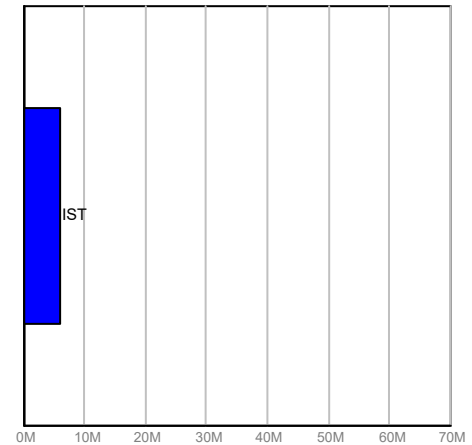
Contractor

SBE Varies
 Local Varies
 WBE Varies
 MBE Varies



Construction

Current Budget



Fund Source

FINANCIAL SUMMARY

NOTES

	Project Budget	Committed	% Committed	Paid To Date
	A	B	C=B/A	D
Construction	\$6,000,000	\$1,197,211	19.95%	\$338,323
Other	\$0	\$26,372	0.00%	\$20,898
TOTAL	\$6,000,000	\$1,223,583	20.39%	\$359,222

Paved vehicular surfaces throughout the complex are in need of R&R and work is approaching. Other work is also occurring on an as-needed basis to sustain operations. Zyscovich, LLC was competitively selected to provide professional master site planning, programming, investigation design, interior space planning, engineering, permitting and construction administration services for site redevelopment. The needs assessment and conceptual plans have been completed for an August 29, 2023 BCC Workshop item on project status and seeking direction by which to proceed.



Monthly Infrastructure Sales Tax Project Report

Large Cap Projects

Data Date: 07/20/2023

Report Date: 07/31/2023

DESCRIPTION/TEAM

SCOPE

PHOTO

Project Title: Government Center
Renewal/Replacement

Project Number: Q011

BCC District: 02

Delivery Method: Construction Manager at Risk

Category: G02-General Government Facilities

Status: Design

Designer: Netta Architects

Contractor: The Weitz Company LLC

Project Manager: Jeffrey Halverson

This project includes but is not limited to upgrades and replacement of select building finishes and systems including security, HVAC, plumbing, fire alarm, fire sprinkler, electrical, low voltage, lighting, flooring and paint. The scope of the project will additionally include a building conditions assessment, program evaluation study, interior space planning and layout improvements. The proposed renovations to the Robert Weisman Governmental Center are designed to increase the functionality of key areas within the facility and bring the building up to current County standards.

FY2022 IST \$8,000,000 FY2023 IST \$14,000,000 FY2024 IST \$10,000,000 FY2025 \$11,000,000
FY2026 IST \$15,000,000 FY2027 IST \$11,500,000



SCHEDULE SUMMARY

	Original	Actual
CM RFP Proposals Due	12/2/2021	12/2/2021
CM Shortlist Meeting	1/19/2022	3/15/2022
Design RFP Final Selection	11/8/2021	9/30/2021
Structural Assessment	1/31/2023	3/17/2023
Building Construction Assesment	6/1/2023	
Life Cycle Analysis	11/1/2023	

PARTICIPATION

Consultant

SBE 33%

Local 100%

WBE 100%

MBE 100%

Contractor

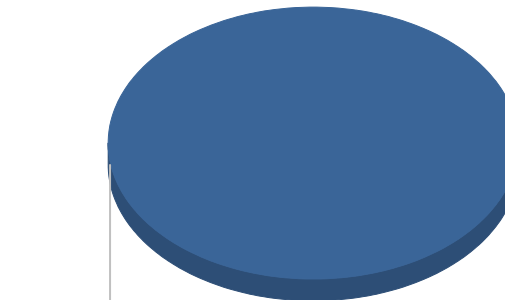
SBE TBD

Local TBD

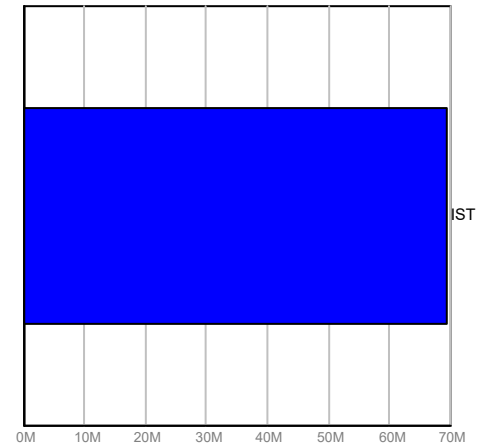
WBE TBD

MBE TBD

FUNDING



Current Budget



Fund Source

FINANCIAL SUMMARY

	Project Budget	Committed	% Committed	Paid To Date
	A	B	C=B/A	D
Construction	\$69,500,000	\$272,444	0.39%	\$166,850
TOTAL	\$69,500,000	\$272,444	0.39%	\$166,850

NOTES

Item related to Consultant Services Authorization for Building Condition Assessment and Life Cycle Cost Analysis and Programming was approved at the BCC meeting on July 11. Notice to Proceed has been issued.



Monthly Infrastructure Sales Tax Project Report

Large Cap Projects

Data Date: 07/20/2023

Report Date: 07/31/2023

DESCRIPTION/TEAM	SCOPE	PHOTO
<p>Project Title: In car cameras</p> <p>Project Number: Q016 BCC District: CW Delivery Method: Direct Purchase Category: S04-Sheriff Status: Procurement Designer: N/A Contractor: N/A Project Manager: Isami Ayala-Collazo</p>	<p>This project funds the purchase of PBSO, in-car and integrated body-worn cameras, and related devices and services.</p> <p>FY 23 Funds: \$10,951,540</p>	

SCHEDULE SUMMARY	PARTICIPATION	FUNDING						
<table border="1"> <thead> <tr> <th></th> <th>Original</th> <th>Actual</th> </tr> </thead> <tbody> <tr> <td>N/A</td> <td></td> <td></td> </tr> </tbody> </table>		Original	Actual	N/A			<p>Consultant</p> <ul style="list-style-type: none"> SBE N/A Local N/A WBE N/A MBE N/A <p>Contractor</p> <ul style="list-style-type: none"> SBE N/A Local N/A WBE N/A MBE N/A 	
	Original	Actual						
N/A								

FINANCIAL SUMMARY				
	Project Budget	Committed	% Committed	Paid To Date
	A	B	C=B/A	D
Construction	\$0	\$0	0.00%	\$0
Other	\$10,951,540	\$0	0.00%	\$0
TOTAL	\$10,951,540	\$0	0.00%	\$0

NOTES

Prioritization, identification and cost of specific assets are determined by the Sheriff's Office with administration support being performed by FD&O through a Project Funding Agreement with the County.



Monthly Infrastructure Sales Tax Project Report

Large Cap Projects

Data Date: 07/20/2023

Report Date: 07/31/2023

DESCRIPTION/TEAM

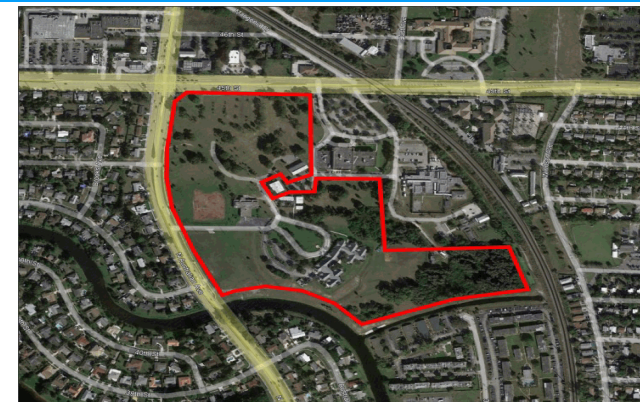
SCOPE

PHOTO

Project Title: 810 Datura Building Replacement

Project Number: Q018
 BCC District: 07
 Delivery Method: CMAR
 Category: G02-General Government Facilities
 Status: Design
 Designer: Alfonso Hernandez Architect, LLC
 Contractor: TBD
 Project Manager: Mitch Silverman

This project relocates the Community Services Department from 810 Datura Street to the County's 45th Street Complex. The result will be a modern office building to replace the existing facility which is 50+ years old, providing adequate space for services and programs into the future.
 FY 2023 - \$2,600,000
 FY 2025 - \$5,000,000
 FY 2026 - \$21,260,000



SCHEDULE SUMMARY

PARTICIPATION

FUNDING

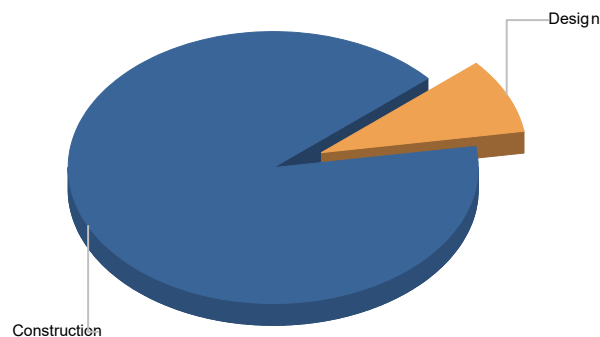
	Original	Actual
Project Start	10/1/2024	2/9/2022
Programming	5/15/2023	
Design		
Construction Commencement		
Construction Completion		

Consultant

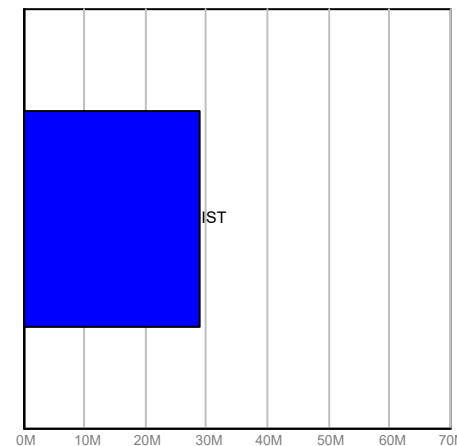
SBE TBD
 Local TBD
 WBE TBD
 MBE TBD

Contractor

SBE TBD
 Local TBD
 WBE TBD
 MBE TBD



Current Budget



Fund Source

FINANCIAL SUMMARY

NOTES

	Project Budget	Committed	% Committed	Paid To Date
	A	B	C=B/A	D
Design	\$2,600,000	\$0	0.00%	\$0
Construction	\$26,260,000	\$2,340,873	8.91%	\$95,350
TOTAL	\$28,860,000	\$2,340,873	8.11%	\$95,350

In response to a Development and Conveyance Agreement approved by the BCC on 8/23/2022 that commits the 810 Datura Street property to the University of Florida, design must immediately commence. Competitive Selection resulted in the recommendation of Alfonso Hernandez Architect, LLC. An advance of \$2.6M to commence design received BCC approval. Boundary, Topographic, Utility, and Tree surveys complete. Programming is now in progress. First draft of a conceptual master plan expected in late October.



Monthly Infrastructure Sales Tax Project Report

Large Cap Projects

Data Date: 07/20/2023

Report Date: 07/31/2023

DESCRIPTION/TEAM

SCOPE

PHOTO

Project Title: Detention Center Facilities R/R (Phases 3-5)
Project Number: Q019
BCC District: 03
Delivery Method: Construction Management
Category: S06-Sheriff - FDO
Status: Construction
Designer: Leo A. Daly
Contractor: Hedrick Brothers Construction
Project Manager: Jeffrey Halverson

Phases 3-5 consist of the East Tower and West Tower which are located at the Main Detention Center. The West Detention Center is located in Belle Glade. The design for both towers and the West Detention Center will require repairing and replacing MEP, Fire Sprinkler System, Low Voltage Systems and interior finishes.
 Detention Center Facilities R/R (Phases 3-5)
 FY 2018 IST \$8,500,000
 FY 2019 IST \$14,700,000
 FY 2020 IST \$9,800,000
 FY 2022 IST \$10,000,000



SCHEDULE SUMMARY

	Original	Actual
East Tower Design Start	11/12/2018	7/11/2019
East Tower Construction Start-Phase 3	10/14/2019	11/18/2020
East Tower Substantial Completion	5/11/2022	12/11/2023
West Tower Design Start-Phase 4	3/8/2022	
West Tower Construction Start-Phase 4	1/2/2024	

PARTICIPATION

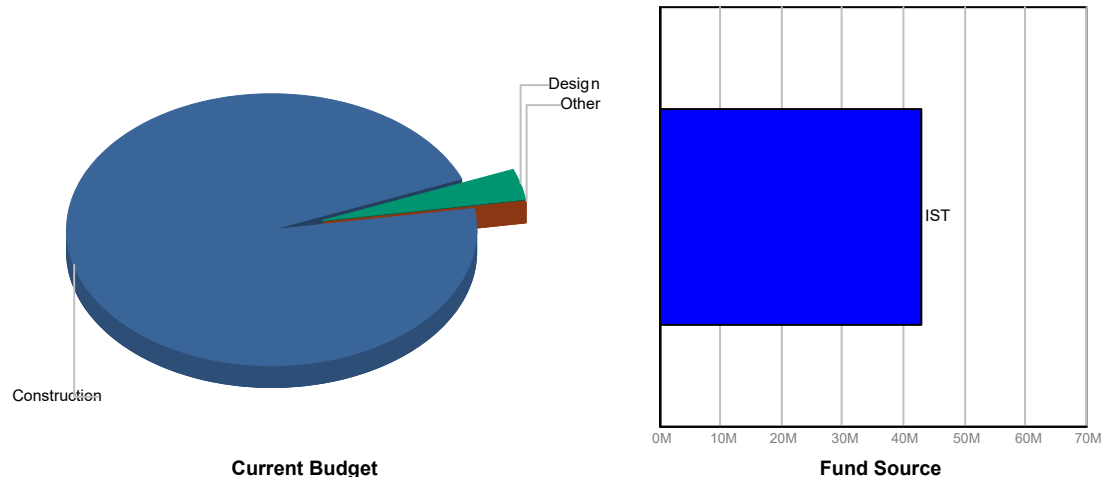
Consultant

- SBE 19.88%
- Local 67%
- WBE N/A
- MBE N/A

Contractor

- SBE 63%
- Local 84%
- WBE N/A
- MBE N/A

FUNDING



FINANCIAL SUMMARY

	Project Budget	Committed	% Committed	Paid To Date
	A	B	C=B/A	D
Design	\$1,500,000	\$2,067,346	137.82%	\$1,489,520
Construction	\$41,475,692	\$24,895,473	60.02%	\$20,438,367
Other	\$24,308	\$1,328,794	5,466.49%	\$952,935
Contingency	\$0	\$0	0.00%	\$0
TOTAL	\$43,000,000	\$28,291,613	65.79%	\$22,880,822

NOTES

Plans are still being completed for phase IV. Hold up due to some scope increase. GMP for phase IV will be prepared in January 2024.



Monthly Infrastructure Sales Tax Project Report

Large Cap Projects

Data Date: 07/20/2023

Report Date: 07/31/2023

DESCRIPTION/TEAM

SCOPE

PHOTO

Project Title: West Boynton Park Athletic Field Renovations Sports Turf
Project Number: T002
BCC District: 02
Delivery Method: TBD
Category: A06-Athletic Field Renovations
Status: Design
Designer: Florida Transportation Engineering
Contractor: LTG Sports Turf One
Project Manager: Stuart Patterson

Replacement of existing grass field turf with synthetic turf on multi-purpose field 1 & 2.
Funded:
 FY 2017 \$2,000,000
 FY 2018 (\$1,011,658)
 FY 2022 \$1,196,658



SCHEDULE SUMMARY

	Original	Actual
Begin Existing Site Surveys	1/29/2020	1/29/2020
Complete Existing Site Surveys	6/30/2020	3/9/2020
Finalization of Existing Site Surveys	8/30/2020	10/16/2020
Design RFP Proposals Due	9/4/2020	9/10/2020
Design RFP Final Selection	10/29/2020	10/29/2020
Consultant Contract Issuance	12/14/2020	4/20/2021
Design Completion	12/31/2021	
Turf Supplier RFP Proposal Due	4/30/2022	

PARTICIPATION

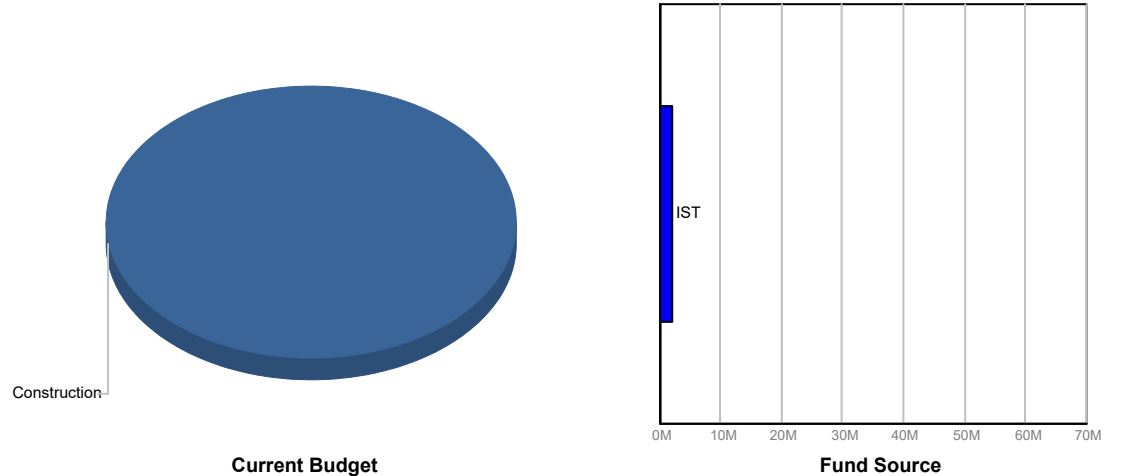
Consultant

- SBE 25%
- Local 25%
- WBE 0%
- MBE 6.13%

Contractor

- SBE TBD
- Local TBD
- WBE TBD
- MBE TBD

FUNDING



FINANCIAL SUMMARY

	Project Budget	Committed	% Committed	Paid To Date
	A	B	C=B/A	D
Design	\$0	\$178,919	0.00%	\$69,845
Construction	\$2,185,000	\$19,185	0.88%	\$19,185
Furniture, Fixtures & Equipment	\$0	\$0	0.00%	\$0
Other	\$0	\$459	0.00%	\$459
Contingency	\$0	\$0	0.00%	\$0
TOTAL	\$2,185,000	\$198,563	9.09%	\$89,489

NOTES

LTG Sports Turf One selected as CM for the project. CM goal setting is currently in process, with GMP procurement to commence following OEBO API's established and contract awarded. Water Management permits are currently in process. Building permits submission to commence after initial meetings with Water Management. Project team meetings are held on 1st Wednesday of each month.



Monthly Infrastructure Sales Tax Project Report

Large Cap Projects

Data Date: 07/20/2023

Report Date: 07/31/2023

DESCRIPTION/TEAM

SCOPE

PHOTO

Project Title: Buttonwood Park

Project Number: T003
 BCC District: 03
 Delivery Method: TBD
 Category: A06-Athletic Field Renovations
 Status: Design
 Designer: Florida Transportation Engineering
 Contractor: LTG Sports Turf One
 Project Manager: Stuart Patterson

Replacement of existing grass field turf with synthetic turf on multi-purpose field 2 & 3
 Funded:
 FY 2017 \$1,500,000
 FY 2018 (\$1,488,342)
 FY 2021 \$900,000
 FY 2022 \$1,963,342



SCHEDULE SUMMARY

	Original	Actual
Begin Existing Site Surveys	1/29/2020	1/29/2020
Complete Existing Site Surveys	8/30/2020	5/18/2021
Finalization of Existing Site Surveys	8/30/2020	8/23/2021
Design RFP Proposals Due	9/4/2020	9/10/2020
Consultant Contract Issuance	12/14/2020	4/20/2021
Design Completion	12/31/2021	
Turf Supplier RFP Proposal Due	4/30/2022	

PARTICIPATION

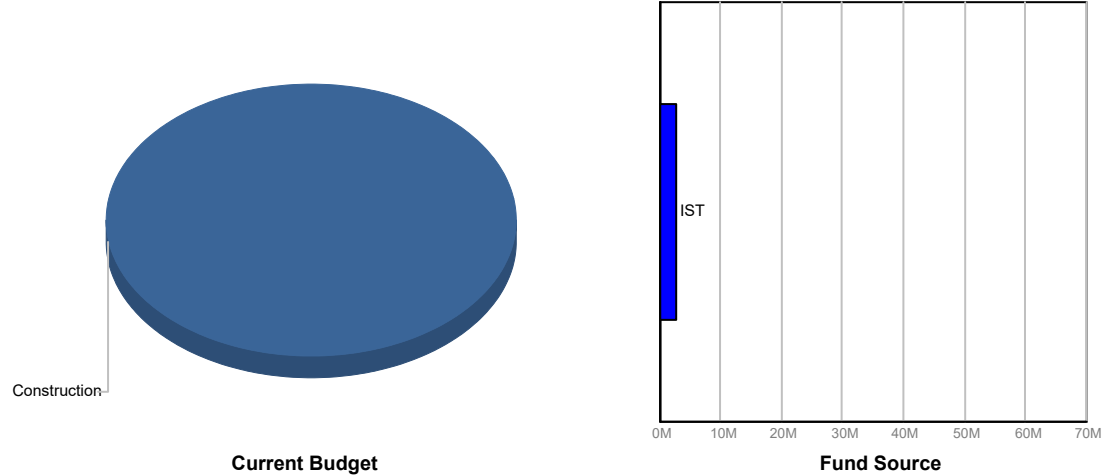
Consultant

SBE 25%
 Local 25%
 WBE 0%
 MBE 6.13%

Contractor

SBE TBD
 Local TBD
 WBE TBD
 MBE TBD

FUNDING



FINANCIAL SUMMARY

	Project Budget	Committed	% Committed	Paid To Date
	A	B	C=B/A	D
Design	\$0	\$191,021	0.00%	\$78,770
Construction	\$2,875,000	\$39,492	1.37%	\$39,492
Furniture, Fixtures & Equipment	\$0	\$0	0.00%	\$0
Other	\$0	\$12,458	0.00%	\$12,458
Contingency	\$0	\$0	0.00%	\$0
TOTAL	\$2,875,000	\$242,971	8.45%	\$130,720

NOTES

LTG Sports Turf One selected as CM for the project. CM goal setting is currently in process, with GMP procurement to commence following OEBO API's established and contract awarded. Water Management permits are currently in process. Building permits submission to commence after initial meetings with Water Management. Project team meetings are held on 1st Wednesday of each month.



Monthly Infrastructure Sales Tax Project Report

Large Cap Projects

Data Date: 07/20/2023

Report Date: 07/31/2023

DESCRIPTION/TEAM

SCOPE

PHOTO

Project Title: Community Park - New Development

Construction of neighborhood park facilities for underserved Countywide Community Revitalization Team (CCRT) areas.

Project Number: T004
 BCC District: Multiple
 Delivery Method: Varies
 Category: N02-New Park Development
 Status: Varies
 Designer: Varies
 Contractor: Varies
 Project Manager: Varies

FY 2017 IST: \$1,000,000
 FY 2021 IST: \$4,900,000
 FY 2022 IST: (\$3,900,000)
 FY 2024 IST: \$3,000,000



SCHEDULE SUMMARY

PARTICIPATION

FUNDING

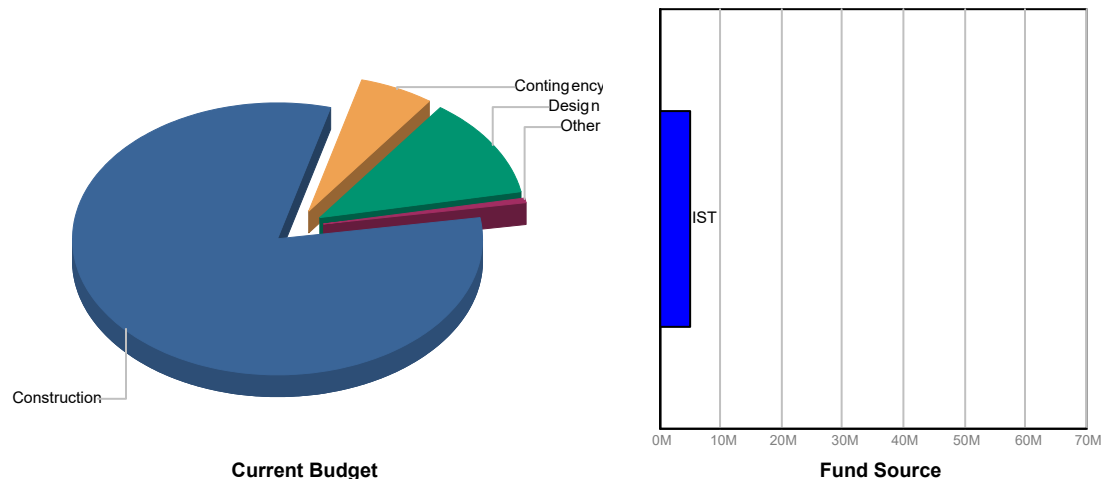
Original	Actual
Varies by location. Work ongoing	

Consultant

SBE Varies
 Local Varies
 WBE Varies
 MBE Varies

Contractor

SBE Varies
 Local Varies
 WBE Varies
 MBE Varies



FINANCIAL SUMMARY

NOTES

	Project Budget	Committed	% Committed	Paid To Date
	A	B	C=B/A	D
Design	\$590,000	\$657,872	111.50%	\$451,884
Construction	\$4,082,035	\$158,737	3.89%	\$84,347
Furniture, Fixtures & Equipment	\$0	\$0	0.00%	\$0
Other	\$32,965	\$33,190	100.68%	\$33,190
Contingency	\$295,000	\$0	0.00%	\$0
TOTAL	\$5,000,000	\$849,799	17.00%	\$569,420

Bridgeman; Construction of a .32 acre neighborhood park on a WUD parcel to serve the Belvedere Heights CCRT neighborhood within the Westgate CRA. Completed in 5/2020 with \$32,415 of IST funds. Paulette Burdick; Construction of a +/- 4 acre community park within Cam Estates CCRT neighborhood. Design ongoing, community outreach conducted 3/25/2023 and application for Building Permit anticipated 1/2024. Gramercy; Construction of a +/- 11,000 sq. ft. neighborhood center and passive park. CID awaits 95% CD's response. GMP advertisement to be week of 10/6/23. Project budget includes \$500k of IST funds for design and permitting, with construction funding from a CDBG award.



Monthly Infrastructure Sales Tax Project Report

Large Cap Projects

Data Date: 07/20/2023

Report Date: 07/31/2023

DESCRIPTION/TEAM

SCOPE

PHOTO

Project Title: FY2017 Sports Field Lighting Replacement
Project Number: T006
BCC District: Multiple
Delivery Method: Sports Field Lighting Annual
Category: S12-Sports Lighting Replacement
Status: Construction
Designer: JLRD Engineers
Contractor: Grid One
Project Manager: Mitch Silverman

Replacement of Sports Field Lighting at Bert Winters Park, Caloosa Park, Glades Pioneer Park, Juno South Park, Jupiter Farms Park, Okeeheliee Park, Pinewoods Park, (Burt Aaronson) South County Regional Park and Westgate Park.
 IST FY 2017 funds: \$4,200,000.



SCHEDULE SUMMARY

	Original	Actual
Project Start	6/29/2017	6/29/2017
Procurement (Light Fixture Vendor)	10/16/2018	10/16/2018
Procurement (Installation Contractor)	10/17/2018	5/9/2019
Final Completion	10/2/2020	11/2/2021
Bidding Package 1	11/6/2019	11/6/2019
Construction Start Package 1	2/3/2020	2/3/2020
Construction Completion Package 1	7/2/2020	8/24/2020
Bidding Package 2	2/13/2020	2/13/2020
Construction Start Package 2	5/11/2020	4/2/2020
Construction Completion Package 2	7/17/2020	4/2/2021
Bidding Package 3	3/26/2020	4/8/2022
Construction Start Package 3	6/15/2020	2/24/2023
Construction Completion Package 3		

PARTICIPATION

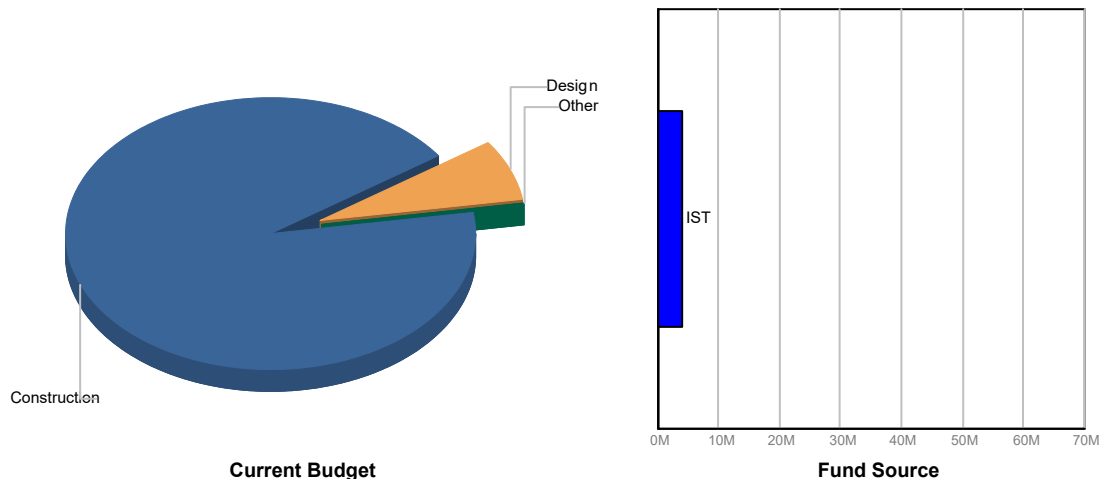
Consultant

- SBE 100%
- Local 100%
- WBE N/A
- MBE N/A

Contractor

- SBE 0%
- Local 100%
- WBE 0%
- MBE 0%

FUNDING



FINANCIAL SUMMARY

	Project Budget	Committed	% Committed	Paid To Date
	A	B	C=B/A	D
Design	\$299,161	\$22,383	7.48%	\$22,383
Construction	\$3,900,000	\$4,037,033	103.51%	\$3,948,107
Other	\$839	\$2,952	351.65%	\$2,952
TOTAL	\$4,200,000	\$4,062,368	96.72%	\$3,973,442

NOTES

Bert Winters Ballfield 2 is the only remaining park to be completed. Passed final inspection, substantially complete, and awaiting Musco to provide final photometric test before CID can do a final walk-through.



Monthly Infrastructure Sales Tax Project Report

Large Cap Projects

Data Date: 07/20/2023

Report Date: 07/31/2023

DESCRIPTION/TEAM

SCOPE

PHOTO

Project Title: FY2020 Sports Field Lighting Replacement
Project Number: T010
BCC District: Multiple
Delivery Method: Sports Field Lighting Annual
Category: S12-Sports Lighting Replacement
Status: Construction
Designer: JLRD Engineers
Contractor: Various
Project Manager: Mitch Silverman

Lake Lytal Athletic Courts, Haverhill Tennis & Racquetball Courts, BASCR Basketball Courts, Duncan Padgett Park Raquetball Courts
 FY 2020 IST = \$1,300,000
 FY 2021 IST = (\$100,000)
 FY 2022 IST = (\$273,000)



SCHEDULE SUMMARY

	Original	Actual
Project Start	6/29/2017	7/18/2019
Design Start	11/6/2020	11/6/2020
Design Completion	4/2/2021	4/2/2021
Final Completion	12/31/2022	
Bidding Package 1	6/14/2021	6/14/2021
Construction Start Package 1	2/14/2022	2/14/2022
Construction Completion Package 1		
Bidding Package 2	5/19/2022	
Construction Start Package 2		
Construction Completion Package 2		
Bidding Package 3		
Construction Start Package 3		
Construction Completion Package 3		

PARTICIPATION

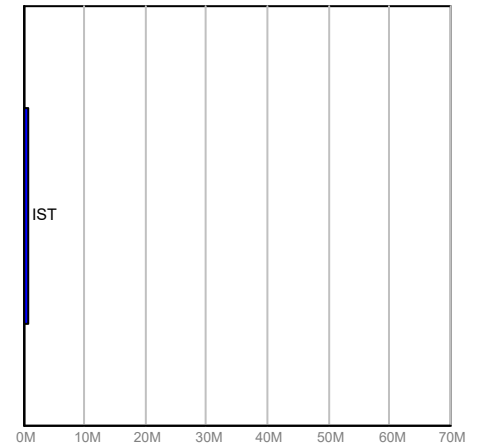
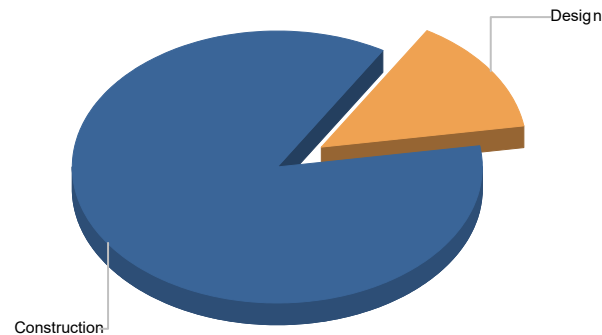
Consultant

SBE 100%
 Local 100%
 WBE N/A
 MBE N/A

Contractor

SBE TBD
 Local TBD
 WBE TBD
 MBE TBD

FUNDING



Current Budget

Fund Source

FINANCIAL SUMMARY

	Project Budget	Committed	% Committed	Paid To Date
	A	B	C=B/A	D
Design	\$130,000	\$490,046	376.96%	\$482,447
Construction	\$797,000	\$340,984	42.78%	\$321,395
TOTAL	\$927,000	\$831,030	89.65%	\$803,842

NOTES

Lake Lytal Racquetball: RFQ is in the queue for processing by CID for court construction(separate project). South County Basketball: Construction complete. Haverhill Tennis: Construction complete. Haverhill Racquetball- Design drawings under review by Parks; RFQ is in the queue for processing by CID for court construction(separate project). Duncan Padgett Picnic Area - Awaiting project approach from Parks to proceed.



Monthly Infrastructure Sales Tax Project Report

Large Cap Projects

Data Date: 07/20/2023

Report Date: 07/31/2023

DESCRIPTION/TEAM

Project Title: FY2021 Sports Lighting Replacement

Project Number: T011
 BCC District: Multiple
 Delivery Method: Sports Field Lighting Annual
 Category: S12-Sports Lighting Replacement
 Status: Design
 Designer: JLRD Engineers
 Contractor: Various
 Project Manager: Mitch Silverman

SCOPE

Caloosa Park Athletic Courts, Seminole Palms BF 1-8 & MPF 9-11, BASCR Tennis Courts, Carlin Park Tennis Courts, Veterans Park Tennis & Bball Courts, Dyer Park Basketball Courts, Lake Lytal Tball.

FY 2021 IST \$4,050,000.
 FY 2022 IST (\$301,000)

PHOTO



SCHEDULE SUMMARY

	Original	Actual
Project Start	6/29/2017	6/29/2017
Design Start	11/6/2020	11/6/2020
Design Completion	4/2/2021	4/2/2021
Final Completion	12/31/2022	
Bidding Package 1	6/14/2021	6/14/2021
Construction Start Package 1	4/11/2022	
Construction Completion Package 1		
Bidding Package 2	6/2/2022	6/2/2022
Construction Start Package 2		
Construction Completion Package 2		
Bidding Package 3		
Construction Start Package 2		
Construction Completion Package 3		

PARTICIPATION

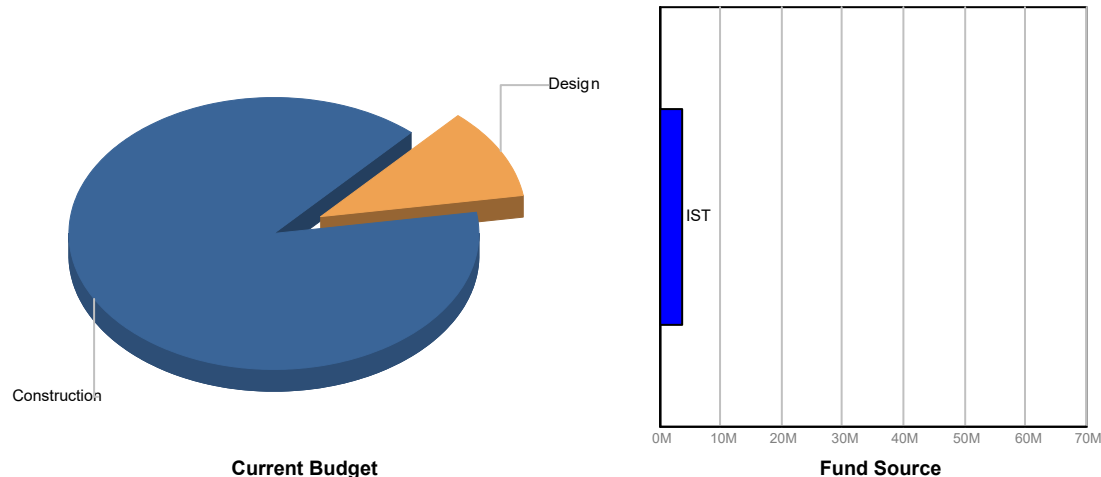
Consultant

SBE 100%
 Local 100%
 WBE N/A
 MBE N/A

Contractor

SBE TBD
 Local TBD
 WBE TBD
 MBE TBD

FUNDING



FINANCIAL SUMMARY

	Project Budget	Committed	% Committed	Paid To Date
	A	B	C=B/A	D
Design	\$405,000	\$240,365	59.35%	\$124,419
Construction	\$3,326,949	\$2,779,232	83.54%	\$1,838,406
TOTAL	\$3,731,949	\$3,019,597	80.91%	\$1,962,825

NOTES

Carlin Tennis - Project complete and closed. Lake Lytal Ballfield -Construction complete and closed. Seminole Palms Ballfield & MPF - Construction complete and currently in close-out. South County Tennis -Currently in construction. Caloosa Basketball & Tennis - Fixtures delivered. Davco completed all 8-basketball courts and moving on to six tennis courts in early July. Caloosa Racquetball-Permit in review with City Of Boynton Beach. Dyer Basketball -Construction completed and in close-out. Veterans Memorial Tennis & Basketball -Awaiting Grid-One response change order proposal to install new 408v wire. Construction is ongoing.




Monthly Infrastructure Sales Tax Project Report

Large Cap Projects

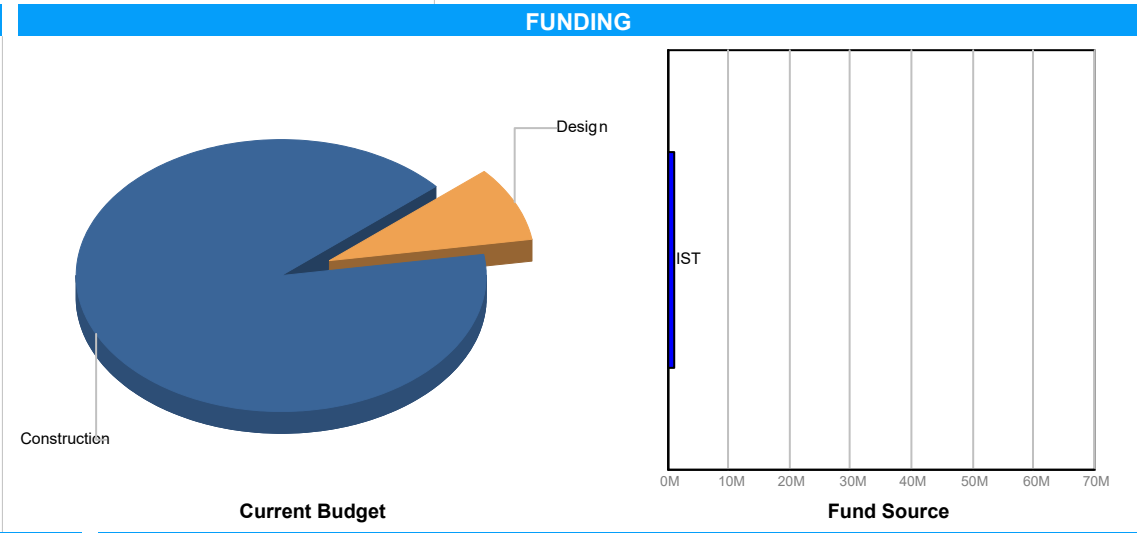
Data Date: 07/20/2023

Report Date: 07/31/2023

DESCRIPTION/TEAM	SCOPE	PHOTO
<p>Project Title: FY2022 Sports Field Lighting Replacement</p> <p>Project Number: T012</p> <p>BCC District: Multiple</p> <p>Delivery Method: Sports Field Lighting Annual</p> <p>Category: S12-Sports Lighting Replacement</p> <p>Status: Construction</p> <p>Designer: JLRD</p> <p>Contractor: Davco</p> <p>Project Manager: Mitch Silverman</p>	<p>Replacement of Sports Field Lighting at Caloosa Park Ballfields 1-4.</p> <p>FY 2022 IST Funds = \$1,004,000</p>	

SCHEDULE SUMMARY		
	Original	Actual
Project Start	6/19/2023	7/6/2023
Project Completion	9/4/2023	

PARTICIPATION	
Consultant	
SBE	N/A
Local	N/A
WBE	N/A
MBE	N/A
Contractor	
SBE	3.60%
Local	100%
WBE	0%
MBE	0%



FINANCIAL SUMMARY				
	Project Budget	Committed	% Committed	Paid To Date
	A	B	C=B/A	D
Design	\$90,000	\$0	0.00%	\$0
Construction	\$914,000	\$1,858	0.20%	\$1,858
TOTAL	\$1,004,000	\$1,858	0.19%	\$1,858

NOTES

Project is ongoing and slightly ahead of schedule. All Tennis and Basketball retrofits are completed. Baseball field pole has commenced.



Monthly Infrastructure Sales Tax Project Report

Large Cap Projects

Data Date: 07/20/2023

Report Date: 07/31/2023

DESCRIPTION/TEAM

SCOPE

PHOTO

Project Title: Bert Winters Park Redevelopment

Project Number: T041
 BCC District: 01
 Delivery Method: Annual Contract
 Category: E02-Existing Park Redevelopment or Expansion
 Status: Design
 Designer: Architecture Green
 Contractor: TBD
 Project Manager: Sunil Jagoo

Demolish former PBMI building, tennis courts, and playground. Remove lights and poles servicing Field 2. Renovate Baseball Field 1. Construct new regulation 220' x 360' multipurpose field. Construct new 30' x 60' rental pavilion. Construct new playground area. Renovate existing day use dock for public use. Construct new paved parking, curbing, landscaping, sidewalks and picnic areas. Install new underground infrastructure and site lighting.
 FY 2019 IST \$200,000
 FY 2021 IST \$1,500,000
 \$200K FRDAP Phase II Redevelopment Grant (Construction)
 \$220K FIND Phase II Planning, Design and Permitting Costs
 \$1M FIND Phase II Redevelopment (Construction) – Application pending



SCHEDULE SUMMARY

	Original	Actual
Project Start	8/22/2019	8/22/2019
Asbestos Report Initiated	8/23/2019	8/23/2019
Asbestos Report Completion	10/1/2019	10/1/2019
Demolition Start	11/12/2019	4/16/2020
Demolition Completion	12/5/2019	8/17/2020
Design Completion	7/1/2020	11/16/2022
Permitting Start(Dock)	7/15/2020	11/30/2022
Permitting Completion(Dock)	12/31/2020	3/29/2023
Permitting Start(Site)		

PARTICIPATION

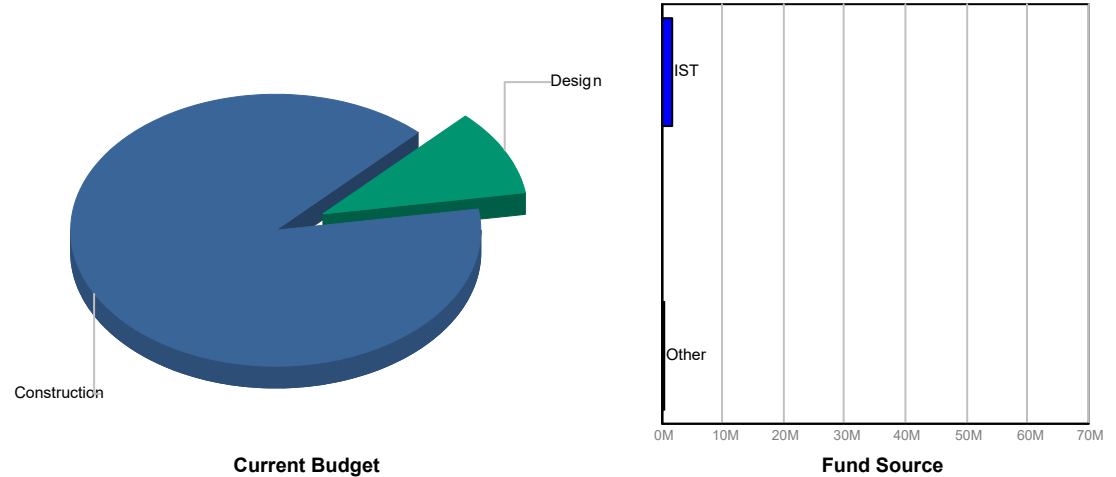
Consultant

SBE 89.28%
 Local 100%
 WBE N/A
 MBE N/A

Contractor

SBE TBD
 Local TBD
 WBE TBD
 MBE TBD

FUNDING



FINANCIAL SUMMARY

	Project Budget	Committed	% Committed	Paid To Date
	A	B	C=B/A	D
Design	\$220,000	\$0	0.00%	\$0
Construction	\$1,900,000	\$817,467	43.02%	\$292,634
Other	\$0	\$10,958	0.00%	\$10,958
Contingency	\$0	\$270	0.00%	\$270
TOTAL	\$2,120,000	\$828,695	39.09%	\$303,862

NOTES

Drainage permit package was completed and submitted for building permit review. Awaiting 95% set of CD for the remainder of the improvements (not including the docks) proposed.



Monthly Infrastructure Sales Tax Project Report

Large Cap Projects

Data Date: 07/20/2023

Report Date: 07/31/2023

DESCRIPTION/TEAM

SCOPE

PHOTO

Project Title: Aqua Crest Pool Facility Replacement

Project Number: T077
 BCC District: 07
 Delivery Method: CMR
 Category: A02-Aquatic Facility Repair and Replacement
 Status: Design
 Designer: Ohlson Lavoie Collaborative
 Contractor: TBD
 Project Manager: Michael Jenner

The work consist of the design and renovation of the existing Aqua Crest pool facility. The scope includes but is not limited to: pool improvements such as leak detection, re-surface, lane marker replacement, filtration system replacement; pool deck renovations; demolition of wadding pool; new splash pad; relocation of ticketing booth, admin offices, guards room and weight's room; bathroom renovations; new shade structures and Marquee sign.
 FY 2019 IST: \$6,000,000
 FY 2022 IST: (\$5,000,000)
 FY 2023 IST: \$11,152,500



SCHEDULE SUMMARY

	Original	Actual
Pre-Scope meeting	2/20/2019	2/20/2019
Design Services Advertisement	6/17/2019	8/4/2019
Consultant BCC Approval	1/14/2020	
Design Start	1/21/2020	6/6/2023
Construction Start	3/9/2021	
Substantial Completion	3/8/2022	
Project Close-out	5/3/2022	

PARTICIPATION

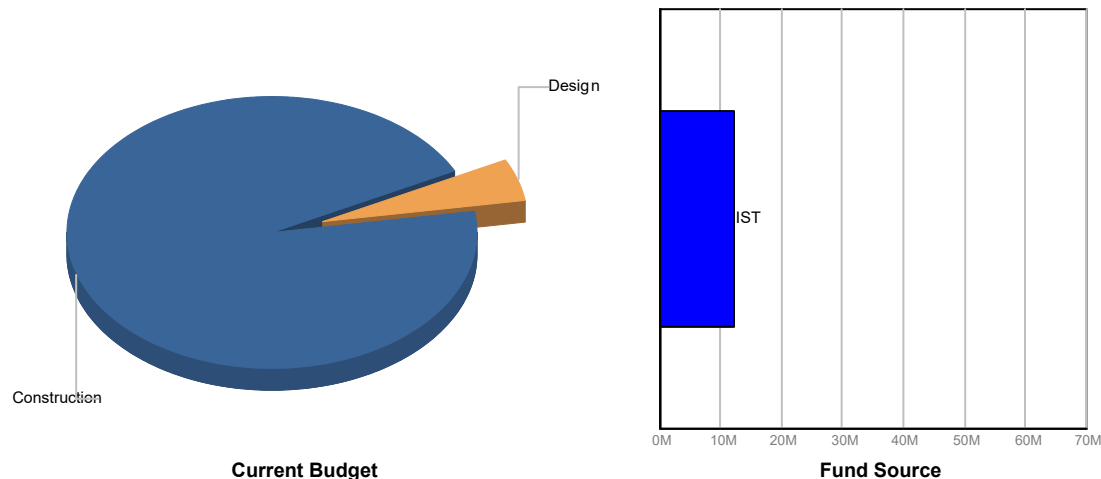
Consultant

SBE TBD
 Local TBD
 WBE N/A
 MBE N/A

Contractor

SBE TBD
 Local TBD
 WBE TBD
 MBE TBD

FUNDING



FINANCIAL SUMMARY

	Project Budget	Committed	% Committed	Paid To Date
	A	B	C=B/A	D
Design	\$600,000	\$125,970	20.99%	\$108,704
Construction	\$11,552,500	\$18,260	0.16%	\$18,260
TOTAL	\$12,152,500	\$144,230	1.19%	\$126,964

NOTES

New Design Concept drawing and Order of Magnitude Estimate were received on 6/26/23 and are currently under review by CID.



Monthly Infrastructure Sales Tax Project Report

Large Cap Projects

Data Date: 07/20/2023

Report Date: 07/31/2023

DESCRIPTION/TEAM

SCOPE

PHOTO

Project Title: Dyer Park Athletic Field Renovation

Replacement of existing grass field turf with synthetic turf on multi-purpose field 3, 4, & 5 as well as additional damaged area.
Funded: FY 2020 \$6,000,000



Project Number: T099
 BCC District: 07
 Delivery Method: Annual Contract
 Category: A06-Athletic Field Renovations
 Status: Design
 Designer: Florida Transportation Engineering
 Contractor: LTG Sports Turf One
 Project Manager: Stuart Patterson

SCHEDULE SUMMARY

	Original	Actual
Begin Existing Site Surveys	1/29/2020	1/29/2020
Complete Existing Site Surveys	6/30/2020	5/29/2020
Finalization of Existing Site Surveys	8/30/2020	10/16/2020
Design RFP Proposals Due	9/4/2020	9/10/2020
Design RFP Final Selection	10/29/2020	10/29/2020
Consultant Contract Issuance	12/14/2020	4/20/2021
Design Completion	12/31/2021	
Turf Supplier RFP Proposal Due	4/30/2022	

PARTICIPATION

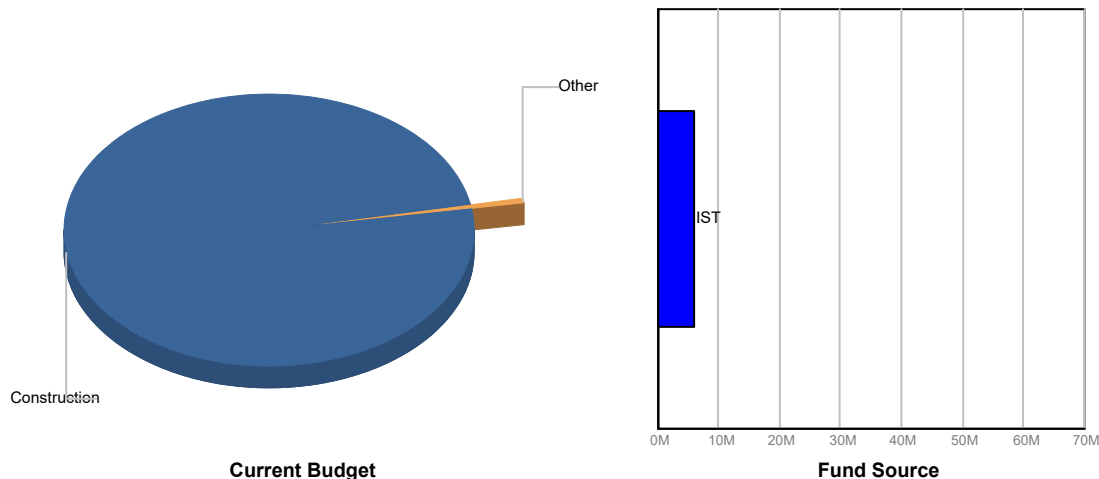
Consultant

- SBE 25%
- Local 25%
- WBE 0%
- MBE 6.13%

Contractor

- SBE TBD
- Local TBD
- WBE TBD
- MBE TBD

FUNDING



FINANCIAL SUMMARY

	Project Budget	Committed	% Committed	Paid To Date
	A	B	C=B/A	D
Construction	\$5,970,000	\$250,109	4.19%	\$109,713
Other	\$30,000	\$151	0.50%	\$151
TOTAL	\$6,000,000	\$250,260	4.17%	\$109,864

NOTES

LTG Sports Turf One selected as CM for the project. CM goal setting is currently in process, with GMP procurement to commence following OEBO API's established and contract awarded. Water Management permits are currently in process. Building permits submission to commence after initial meetings with Water Management. Project team meetings are held on 1st Wednesday of each month.



Monthly Infrastructure Sales Tax Project Report

Large Cap Projects

Data Date: 07/20/2023

Report Date: 07/31/2023


DESCRIPTION/TEAM

SCOPE

PHOTO

Project Title: Caloosa Park Athletic Field Renovation

Replacement of existing grass field turf with synthetic turf on multi-purpose field 1 & 3 as well as converted from multi-purpose field 4 converted from softball.
Funded: FY 2020 \$4,000,000



Project Number: T100
 BCC District: 04
 Delivery Method: TBD
 Category: A06-Athletic Field Renovations
 Status: Design
 Designer: Florida Transportation Engineering
 Contractor: LTG Sports Turf One
 Project Manager: Stuart Patterson

SCHEDULE SUMMARY

	Original	Actual
Begin Existing Site Surveys	1/29/2020	1/29/2020
Complete Existing Site Surveys	6/30/2020	3/30/2020
Finalization of Existing Site Surveys	8/30/2020	6/7/2020
Design RFP Proposals Due	9/4/2020	9/10/2020
Design RFP Final Selection	10/29/2020	10/29/2020
Consultant Contract Issuance	12/14/2020	4/20/2021
Design Completion	12/31/2021	
Turf Supplier RFP Proposal Due		

PARTICIPATION

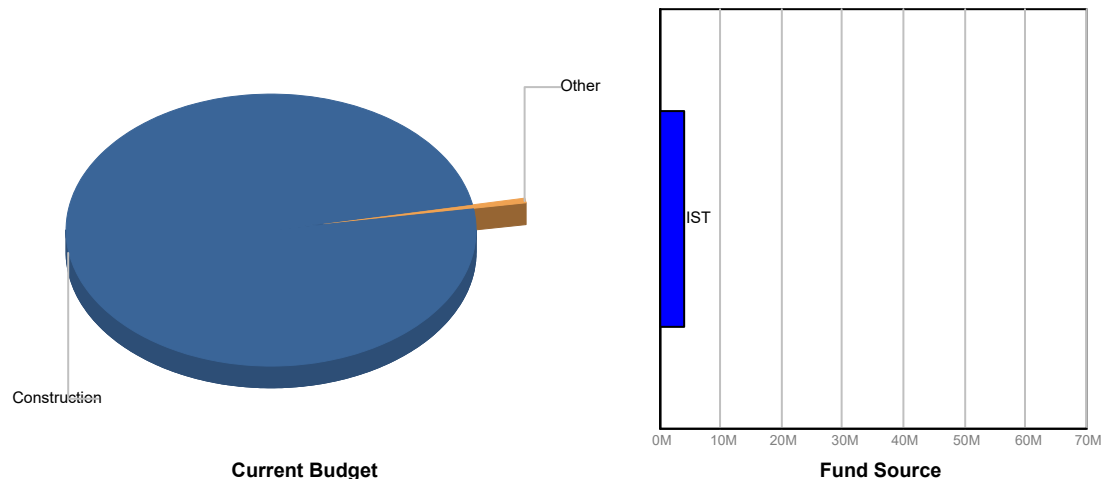
Consultant

- SBE 25%
- Local 25%
- WBE 0%
- MBE 6.13%

Contractor

- SBE TBD
- Local TBD
- WBE TBD
- MBE TBD

FUNDING



FINANCIAL SUMMARY

	Project Budget	Committed	% Committed	Paid To Date
	A	B	C=B/A	D
Construction	\$3,980,000	\$231,174	5.81%	\$89,824
Other	\$20,000	\$12,604	63.02%	\$12,604
TOTAL	\$4,000,000	\$243,779	6.09%	\$102,428

NOTES

LTG Sports Turf One selected as CM for the project. CM goal setting is currently in process, with GMP procurement to commence following OEBO API's established and contract awarded. Water Management permits are currently in process. Building permits submission to commence after initial meetings with Water Management. Project team meetings are held on 1st Wednesday of each month.



Monthly Infrastructure Sales Tax Project Report

Large Cap Projects

Data Date: 07/20/2023

Report Date: 07/31/2023

DESCRIPTION/TEAM

SCOPE

PHOTO

Project Title: JPP Athletic Field Renovation

Replacement of existing grass field turf with synthetic turf on the Miracle League Field as well as short field multi-purpose field, converted from softball 1.
Funded: FY 2020 \$3,222,000



Project Number: T101
 BCC District: 03
 Delivery Method: TBD
 Category: A06-Athletic Field Renovations
 Status: Design
 Designer: Florida Transportation Engineering
 Contractor: LTG Sports Turf One
 Project Manager: Stuart Patterson

SCHEDULE SUMMARY

	Original	Actual
Begin Existing Site Surveys	1/29/2020	1/29/2020
Complete Existing Site Surveys	6/30/2020	4/15/2020
Finalization of Existing Site Surveys	8/30/2020	10/15/2020
Design RFP Proposals Due	9/4/2020	9/10/2020
Design RFP Final Selection	10/29/2020	10/29/2020
Consultant Contract Issuance	12/14/2020	4/20/2021
Design Completion	12/31/2021	
Turf Supplier RFP Proposal Due	4/30/2022	

PARTICIPATION

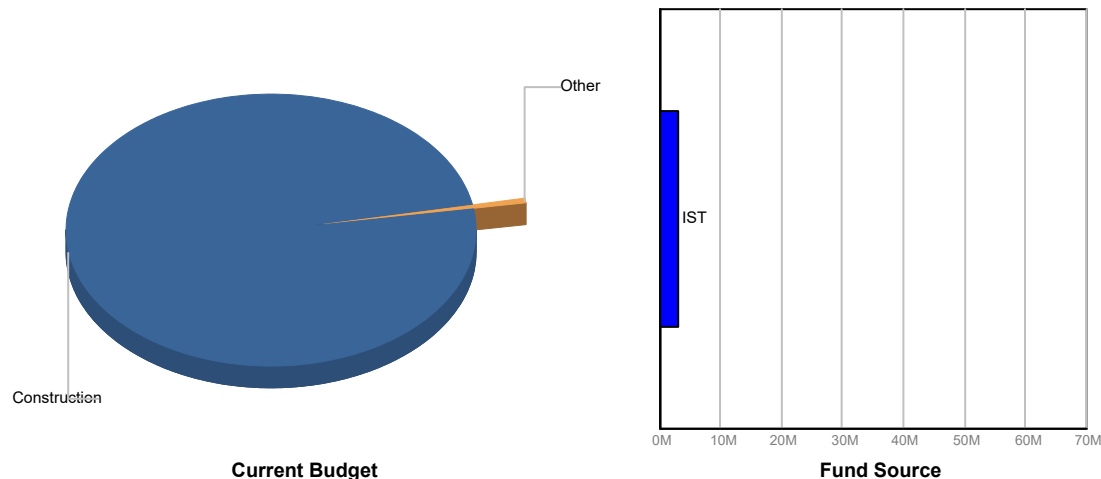
Consultant

- SBE 25%
- Local 25%
- WBE 0%
- MBE 6.13%

Contractor

- SBE TBD
- Local TBD
- WBE TBD
- MBE TBD

FUNDING



FINANCIAL SUMMARY

	Project Budget	Committed	% Committed	Paid To Date
	A	B	C=B/A	D
Construction	\$3,204,000	\$199,439	6.22%	\$85,348
Other	\$16,000	\$80	0.50%	\$80
TOTAL	\$3,220,000	\$199,518	6.20%	\$85,427

NOTES

LTG Sports Turf One selected as CM for the project. CM goal setting is currently in process, with GMP procurement to commence following OEBO API's established and contract awarded. Water Management permits are currently in process. Building permits submission to commence after initial meetings with Water Management. Project team meetings are held on 1st Wednesday of each month.




Monthly Infrastructure Sales Tax Project Report

Large Cap Projects

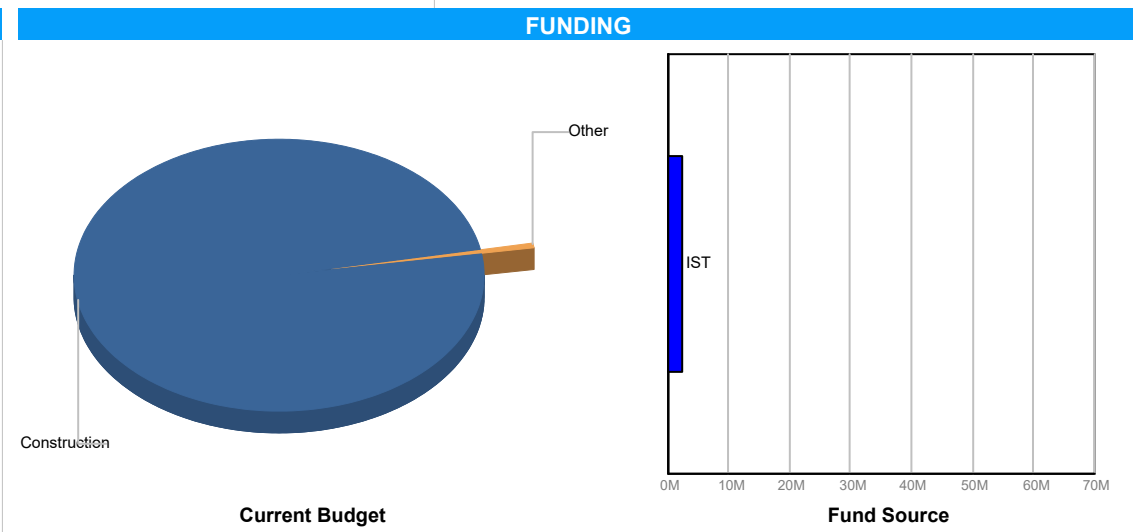
Data Date: 07/20/2023

Report Date: 07/31/2023

DESCRIPTION/TEAM	SCOPE	PHOTO
<p>Project Title: Loggers Run Park Athletic Field Renovation</p> <p>Project Number: T102</p> <p>BCC District: 05</p> <p>Delivery Method: TBD</p> <p>Category: A06-Athletic Field Renovations</p> <p>Status: Design</p> <p>Designer: FTE</p> <p>Contractor: LTG Sports Turf One</p> <p>Project Manager: Stuart Patterson</p>	<p>Replacement of existing grass field turf with synthetic turf on multi-purpose field 1 & 2.</p> <p>FY 2020 IST \$3,200,000</p> <p>FY 2022 IST (\$700,000)</p>	

SCHEDULE SUMMARY		
	Original	Actual
Begin Existing Site Surveys	1/29/2020	1/29/2020
Complete Existing Site Surveys	6/30/2020	3/16/2020
Finalization of Existing Site Surveys	8/30/2020	10/16/2020
Design RFP Proposals Due	9/4/2020	9/10/2020
Design RFP Final Selection	10/29/2020	10/29/2020
Consultant Contract Issuance	12/14/2020	4/20/2021
Design Completion	12/31/2021	
Turf Supplier RFP Proposal Due	4/30/2022	

PARTICIPATION	
Consultant	
SBE	25%
Local	25%
WBE	0%
MBE	6.13%
Contractor	
SBE	TBD
Local	TBD
WBE	TBD
MBE	TBD



FINANCIAL SUMMARY				
	Project Budget	Committed	% Committed	Paid To Date
	A	B	C=B/A	D
Construction	\$2,484,000	\$183,589	7.39%	\$74,294
Other	\$16,000	\$15,621	97.63%	\$15,621
TOTAL	\$2,500,000	\$199,210	7.97%	\$89,916

NOTES

LTG Sports Turf One selected as CM for the project. CM goal setting is currently in process, with GMP procurement to commence following OEBO API's established and contract awarded. Water Management permits are currently in process. Building permits submission to commence after initial meetings with Water Management. Project team meetings are held on 1st Wednesday of each month.



Monthly Infrastructure Sales Tax Project Report

Large Cap Projects

Data Date: 07/20/2023

Report Date: 07/31/2023

DESCRIPTION/TEAM

SCOPE

PHOTO

Project Title: Samuel Friedland District Park Expansion
Project Number: T103
BCC District: 06
Delivery Method: TBD
Category: A06-Athletic Field Renovations
Status: Design
Designer: Florida Transportation Engineering
Contractor: LTG Sports Turf One
Project Manager: Stuart Patterson

Replacement of existing grass field turf with synthetic turf on multi-purpose field 9 & 10 as well as the open play field.
 Funded: FY 2020 \$3,000,000



SCHEDULE SUMMARY

	Original	Actual
Begin Existing Site Surveys	1/20/2020	1/29/2020
Complete Existing Site Surveys	6/30/2020	2/28/2020
Finalization of Existing Site Surveys	8/30/2020	10/16/2020
Design RFP Proposals Due	9/4/2020	9/10/2020
Design RFP Final Selection	10/29/2020	10/29/2020
Consultant Contract Issuance	12/14/2020	4/20/2021
Design Completion	12/31/2021	
Turf Supplier RFP Proposal Due	4/30/2022	

PARTICIPATION

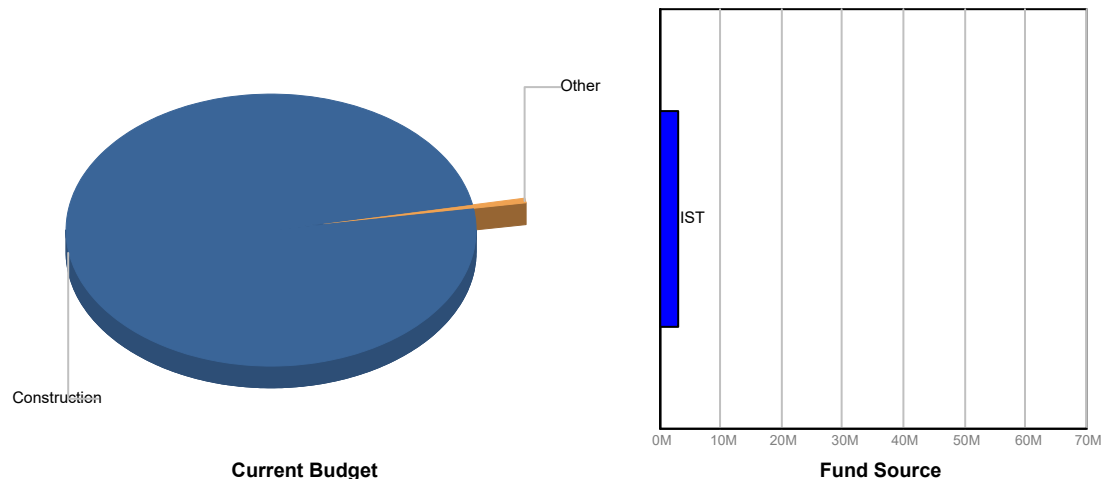
Consultant

- SBE 25%
- Local 25%
- WBE 0%
- MBE 6.13%

Contractor

- SBE TBD
- Local TBD
- WBE TBD
- MBE TBD

FUNDING



FINANCIAL SUMMARY

	Project Budget	Committed	% Committed	Paid To Date
	A	B	C=B/A	D
Construction	\$2,985,000	\$184,991	6.20%	\$70,850
Other	\$15,000	\$10,559	70.40%	\$10,559
TOTAL	\$3,000,000	\$195,550	6.52%	\$81,409

NOTES

LTG Sports Turf One selected as CM for the project. CM goal setting is currently in process, with GMP procurement to commence following OEBO API's established and contract awarded. Water Management permits are currently in process. Building permits submission to commence after initial meetings with Water Management. Project team meetings are held on 1st Wednesday of each month.



Monthly Infrastructure Sales Tax Project Report

Large Cap Projects

Data Date: 07/20/2023

Report Date: 07/31/2023

DESCRIPTION/TEAM

SCOPE

PHOTO

Project Title: Westgate Park Restroom and Athletic Field Renovation
Project Number: T110
BCC District: 07
Delivery Method: TBD
Category: E02-Existing Park Redevelopment or Expansion
Status: Design
Designer: Florida Transportation Engineering
Contractor: LTG Sports Turf One
Project Manager: Stuart Patterson

Replacement of existing grass field turf with synthetic turf on multi-purpose field 1.
Funded:
 FY 2020 IST \$250,000
 FY 2022 IST \$1,750,000



SCHEDULE SUMMARY

	Original	Actual
Begin Existing Site Surveys	1/29/2020	1/29/2020
Complete Existing Site Surveys	6/30/2020	6/1/2021
Finalization of Existing Site Surveys	8/30/2020	8/25/2021
Design RFP Proposals Due	9/4/2020	9/10/2020
Design RFP Final Selection	10/29/2020	10/29/2020
Consultant Contract Issuance	12/14/2020	4/20/2021
Design Completion	12/31/2021	
Turf Supplier RFP Proposal Due	4/30/2022	

PARTICIPATION

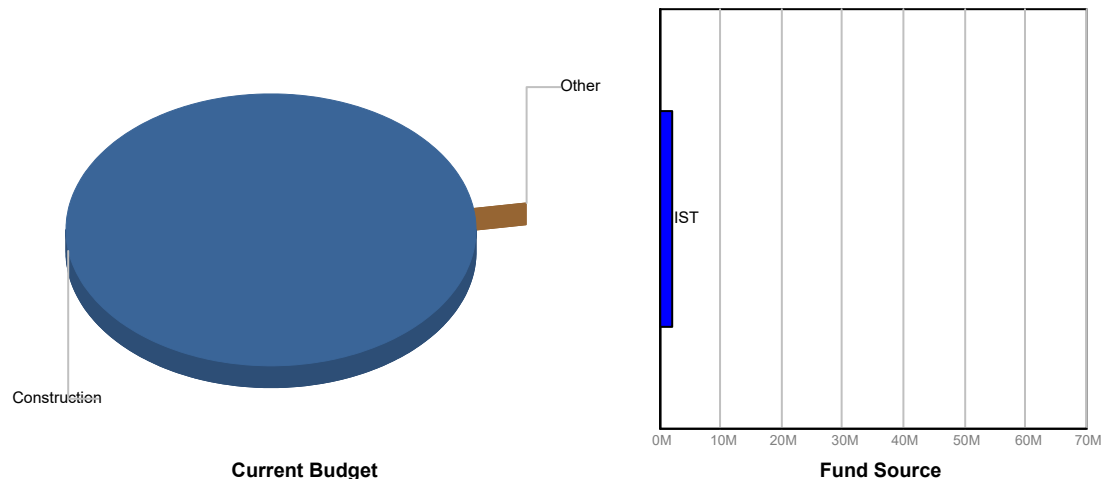
Consultant

- SBE 25%
- Local 25%
- WBE 0%
- MBE 6.13%

Contractor

- SBE TBD
- Local TBD
- WBE TBD
- MBE TBD

FUNDING



FINANCIAL SUMMARY

	Project Budget	Committed	% Committed	Paid To Date
	A	B	C=B/A	D
Construction	\$1,998,750	\$164,826	8.25%	\$72,133
Other	\$1,250	\$0	0.00%	\$0
TOTAL	\$2,000,000	\$164,826	8.24%	\$72,133

NOTES

LTG Sports Turf One selected as CM for the project. CM goal setting is currently in process, with GMP procurement to commence following OEBO API's established and contract awarded. Water Management permits are currently in process. Building permits submission to commence after initial meetings with Water Management. Project team meetings are held on 1st Wednesday of each month.



Monthly Infrastructure Sales Tax Project Report

Large Cap Projects

Data Date: 07/20/2023

Report Date: 07/31/2023

DESCRIPTION/TEAM

SCOPE

PHOTO

Project Title: Dubois Park Var Historic Building Repair and Renovation
Project Number: T111
BCC District: 01
Delivery Method: Annual Contract
Category: P08-Public Building Repair Replacement & Expans
Status: Construction
Designer: N/A
Contractor: Robling Architecture Construction
Project Manager: Ben Carroll

The project consists of relocating the Pineapple Packing House structure, wood framing repairs, roof replacement and new windows, doors, electrical and HVAC, as well as renovation to the Dubois House.
 IST FY 2020 - \$250,000
 IST FY 2021 - \$250,000
 IST FY 2022 - \$250,000
 IST FY 2023 - \$250,000
 IST FY 2024 - \$400,585
 IST FY 2025 - \$599,415



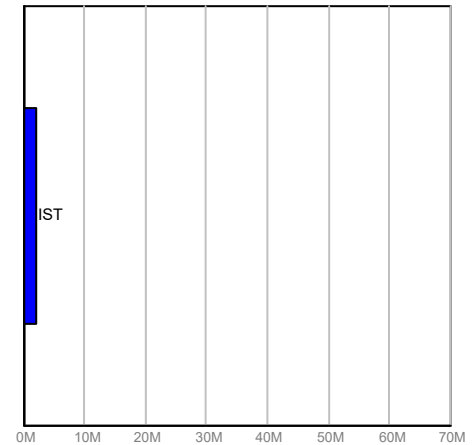
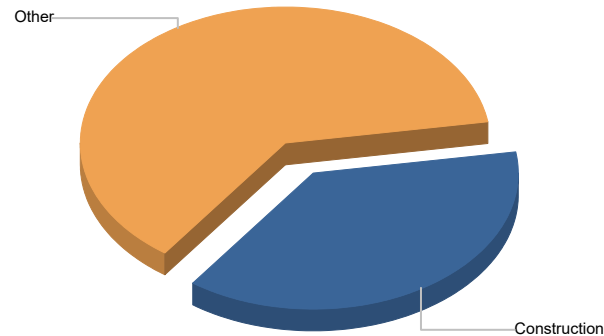
SCHEDULE SUMMARY

	Original	Actual
Project Start	4/12/2021	4/12/2021
Project Completion	12/13/2021	

PARTICIPATION

Consultant
 SBE N/A
 Local N/A
 WBE N/A
 MBE N/A
Contractor
 SBE 10.46%
 Local 100%
 WBE 0%
 MBE 0%

FUNDING



Current Budget

Fund Source

FINANCIAL SUMMARY

	Project Budget	Committed	% Committed	Paid To Date
	A	B	C=B/A	D
Construction	\$748,750	\$291,890	38.98%	\$274,060
Other	\$1,251,250	\$6,524	0.52%	\$6,524
TOTAL	\$2,000,000	\$298,414	14.92%	\$280,584

NOTES

Pineapple House (\$400,000); All inspections have passed. Certificate of Completion issued. Parks await interior display cases to be ordered by Robling. Pioneer House; Parks to coordinate with State Preservation officer on ADA requirements. The entire area of DuBois Park is located within Unincorporated Palm Beach County. Dubois House: Awaiting design proposal.



Monthly Infrastructure Sales Tax Project Report

Large Cap Projects

Data Date: 07/20/2023

Report Date: 07/31/2023

DESCRIPTION/TEAM

SCOPE

PHOTO

Project Title: Canyon's District Park New Park Development
Project Number: T122
BCC District: 05
Delivery Method: Construction Manager at Risk
Category: N02-New Park Development
Status: Construction
Designer: Architecture Green
Contractor: Kaufman Lynn
Project Manager: Stuart Patterson

The project consists of the construction of a 52 acre Park south of Boynton Beach Blvd, along the west side of Acme Dairy Rd. with the Canyon Lakes Communities bordering the south and west limits of the site. The park will be constructed in two phases. Phase I will need to be completed in order to transfer the multi-purpose activities that currently take place on two existing soccer fields located to the west of the park. Once transferred the old soccer fields site will become the site of the new Canyon District Library.

Impact Fees \$4,755,000
 FY 2021 IST \$12,000,000
 FY 2022 IST \$12,983,740



SCHEDULE SUMMARY

	Original	Actual
GMP Approval-Phase I	1/14/2021	5/4/2021
Construction Start-Phase I	1/27/2021	1/4/2021
Construction Completion-Phase I	1/27/2022	10/31/2022
Project Completion-Phase II	3/27/2022	
Construction Start-Phase II	3/4/2024	

PARTICIPATION

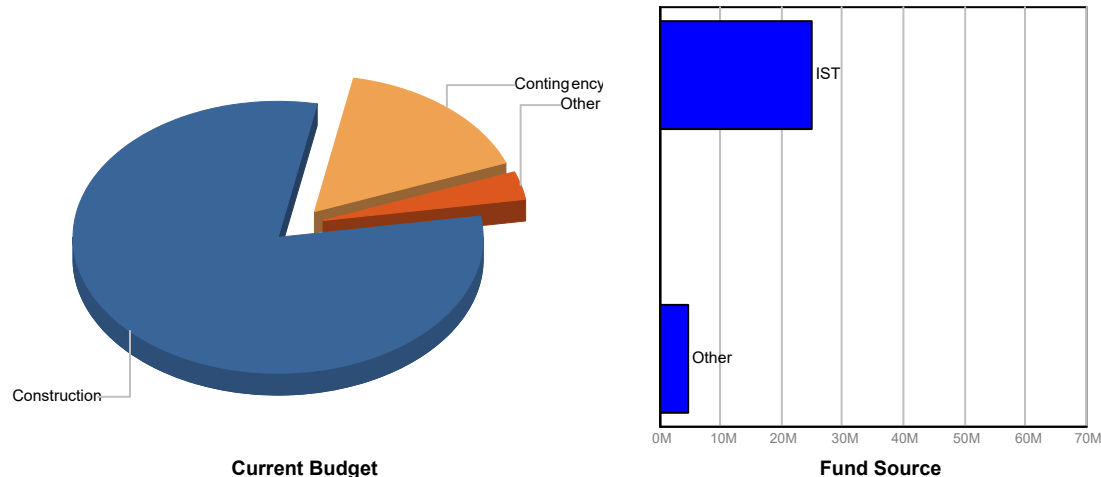
Consultant

- SBE 75.93%
- Local 100%
- WBE 21.41%
- MBE 0%

Contractor

- SBE 22.32%
- Local 100%
- WBE 22.32%
- MBE 22.32%

FUNDING



FINANCIAL SUMMARY

	Project Budget	Committed	% Committed	Paid To Date
	A	B	C=B/A	D
Design	\$0	\$86,707	0.00%	\$163,294
Construction	\$23,983,740	\$11,068,961	46.15%	\$9,892,421
Other	\$1,000,000	\$1,140,827	114.08%	\$1,140,827
Contingency	\$4,755,000	\$0	0.00%	\$0
TOTAL	\$29,738,740	\$12,296,495	41.35%	\$11,196,542

NOTES

Phases 1 & 1A are currently in closeout. All Final Certificates of Completion received, except for the retention ponds. Temporary Certificate of Completion has been obtained. Phase 2 monthly design meetings are ongoing. 50% CD's in review with CID; 95% construction/GMP documents submittal scheduled for 9/20/2023.



Monthly Infrastructure Sales Tax Project Report

Large Cap Projects

Data Date: 07/20/2023

Report Date: 07/31/2023

DESCRIPTION/TEAM

SCOPE

PHOTO

Project Title: Okeehetee Park South Expansion

Project Number: T125
 BCC District: 03
 Delivery Method: Annual Contract
 Category: E02-Existing Park Redevelopment or Expansion
 Status: Construction
 Designer: N/A
 Contractor: RCP Shelters and Wynn & Sons
 Project Manager: Bob Hamilton

Inclusion of new park amenities and accrual of funds for the development of a camping island, picnic island and RV park.
 FY21: \$1,000,000
 FY22: \$1,000,000
 FY23: \$1,075,000



SCHEDULE SUMMARY

	Original	Actual
Start Date	9/9/2021	9/9/2021
Completion Date	5/31/2022	

PARTICIPATION

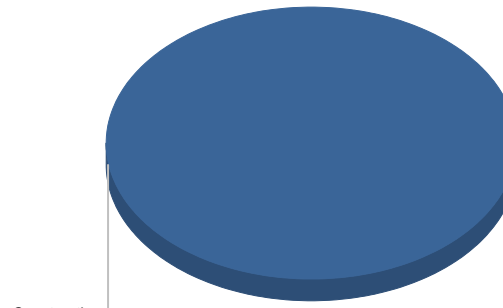
Consultant

SBE N/A
 Local N/A
 WBE N/A
 MBE N/A

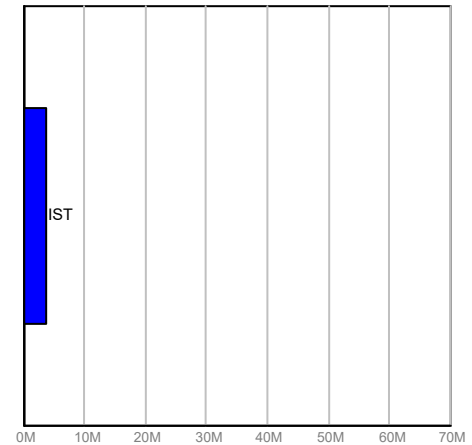
Contractor

SBE 100%
 Local 100%
 WBE 0%
 MBE 0%

FUNDING



Current Budget



Fund Source

FINANCIAL SUMMARY

	Project Budget	Committed	% Committed	Paid To Date
	A	B	C=B/A	D
Construction	\$3,705,000	\$56,818	1.53%	\$56,818
TOTAL	\$3,705,000	\$56,818	1.53%	\$56,818

NOTES

Prior fund were expended for the construction of informational Kiosks.
 No additional work orders have been processed to date.



Monthly Infrastructure Sales Tax Project Report

Large Cap Projects

Data Date: 07/20/2023

Report Date: 07/31/2023

DESCRIPTION/TEAM

SCOPE

PHOTO

Project Title: Acreage Community Park Recreation Center
Project Number: T156
BCC District: 06
Delivery Method: TBD
Category: E02-Existing Park Redevelopment or Expansion
Status: Design
Designer: TBD
Contractor: TBD
Project Manager: ITID/Bob Hamilton

The project originally consisted of construction of a community/recreation center within Acreage Community Park. The project as now proposed consists of a synthetic turf multi-purpose field, state park, equestrian drop-off area and support infrastructure.



SCHEDULE SUMMARY

	Original	Actual
Project Start	10/1/2021	4/1/2022

PARTICIPATION

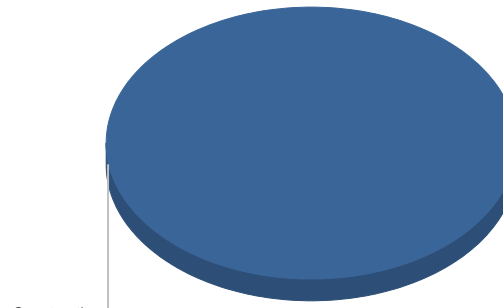
Consultant

- SBE TBD
- Local TBD
- WBE TBD
- MBE TBD

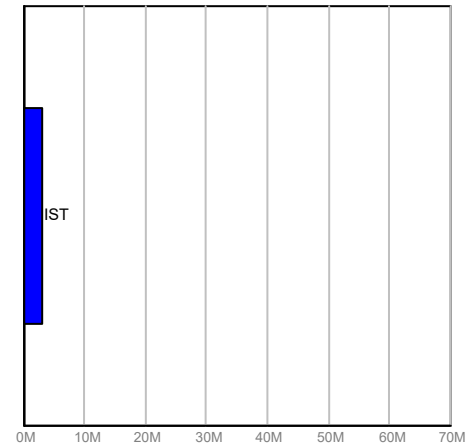
Contractor

- SBE TBD
- Local TBD
- WBE TBD
- MBE TBD

FUNDING



Current Budget



Fund Source

FINANCIAL SUMMARY

	Project Budget	Committed	% Committed	Paid To Date
	A	B	C=B/A	D
Construction	\$3,000,000	\$0	0.00%	\$0
TOTAL	\$3,000,000	\$0	0.00%	\$0

NOTES

ITID requested to move the location of the synthetic turf field to the centrally located field that includes the track facility. OFMB Director advised that Parks can go directly to the BCC with an IST funding agreement amendment. Parks will work on the Agenda Item Summary and confirm the BCC meeting date.



Monthly Infrastructure Sales Tax Project Report

Large Cap Projects

Data Date: 07/20/2023

Report Date: 07/31/2023

DESCRIPTION/TEAM

SCOPE

PHOTO

Project Title: Glades Pioneer Park Athletic Field Renovation
Project Number: T175
BCC District: 06
Delivery Method: TBD
Category: A06-Athletic Field Renovations
Status: Design
Designer: Florida Transportation Engineering
Contractor: LTG Sports Turf One
Project Manager: Stuart Patterson

Athletic facility improvement to Glades Pioneer Park will allow for year-round use of football/soccer fields. High quality artificial surfacing will provide an excellent facility for youth and allow for minimal downtime for positive youth activities.
Funded:
 FY 2021 \$210,000
 FY 2023 \$1,009,000



SCHEDULE SUMMARY

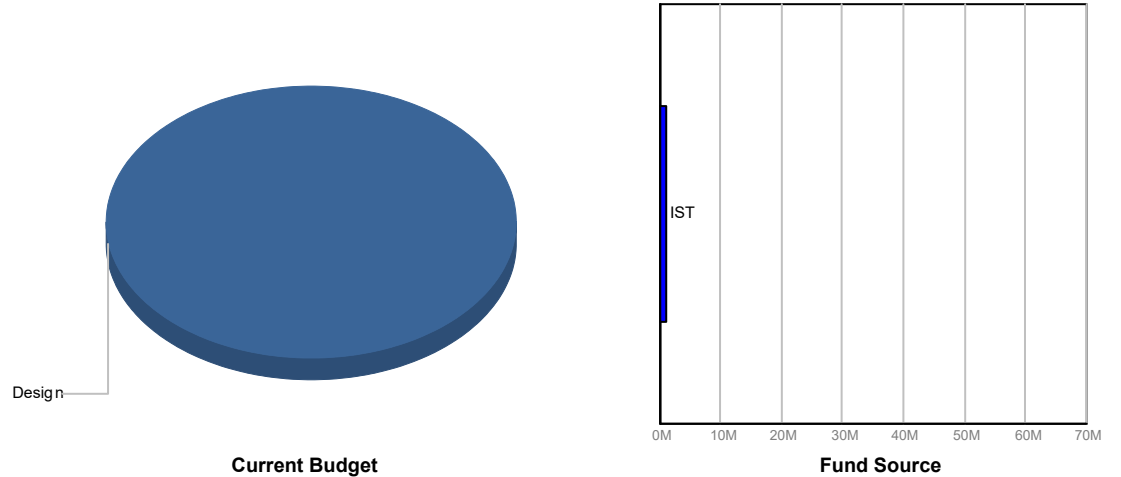
	Original	Actual
Begin Existing Site Surveys	1/29/2020	1/29/2020
Complete Existing Site Surveys	6/30/2020	5/18/2020
Finalization of Existing Site Surveys	8/30/2020	9/18/2020
Design RFP Final Selection	10/29/2020	10/29/2020
Consultant Contract Issuance	12/14/2020	
Design Completion	12/31/2021	
Turf Supplier RFP Proposal Due	4/30/2022	

PARTICIPATION

Consultant
 SBE 25%
 Local 25%
 WBE 0%
 MBE 6.13%

Contractor
 SBE TBD
 Local TBD
 WBE TBD
 MBE TBD

FUNDING



FINANCIAL SUMMARY

	Project Budget	Committed	% Committed	Paid To Date
	A	B	C=B/A	D
Design	\$1,213,709	\$171,444	14.13%	\$80,491
TOTAL	\$1,213,709	\$171,444	14.13%	\$80,491

NOTES

LTG Sports Turf One selected as CM for the project. CM goal setting is currently in process, with GMP procurement to commence following OEBO API's established and contract awarded. Water Management permits are currently in process. Building permits submission to commence after initial meetings with Water Management. Project team meetings are held on 1st Wednesday of each month.



Monthly Infrastructure Sales Tax Project Report

Large Cap Projects

Data Date: 07/20/2023

Report Date: 07/31/2023

DESCRIPTION/TEAM

SCOPE

PHOTO

Project Title: North County Pool Facility Repairs and Renovation
Project Number: T176
BCC District: 01
Delivery Method: Annual Contract
Category: A02-Aquatic Facility Repair and Replacement
Status: Design
Designer: Architecture Green
Contractor: TBD
Project Manager: Mitch Silverman

Public aquatic facility overdue for large scale capital repair and renovation - renovations would include restroom/locker-room renovation, resurfacing and coping repairs, baby pool replacement with water feature and shade structures. We receive many public complaints about the structural design of and capital condition of the restrooms.

 FY2023\$2,062,000.00



SCHEDULE SUMMARY

PARTICIPATION

FUNDING

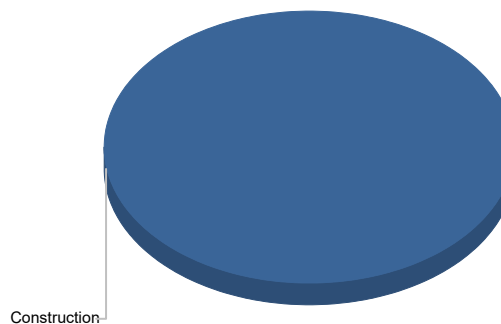
	Original	Actual
Pre-scope walk through	5/23/2023	6/2/2023
Project Start	5/18/2023	

Consultant

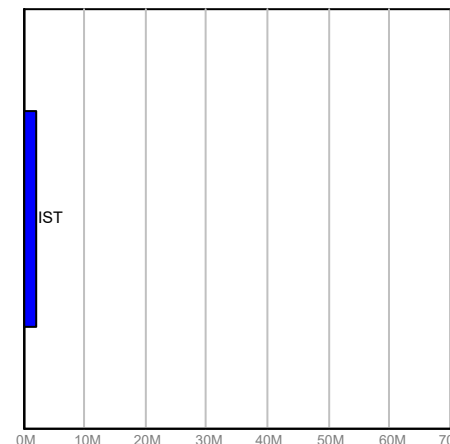
- SBE TBD
- Local TBD
- WBE TBD
- MBE TBD

Contractor

- SBE TBD
- Local TBD
- WBE TBD
- MBE TBD



Current Budget



Fund Source

FINANCIAL SUMMARY

NOTES

	Project Budget	Committed	% Committed	Paid To Date
	A	B	C=B/A	D
Construction	\$2,062,000	\$1,309	0.06%	\$1,309
TOTAL	\$2,062,000	\$1,309	0.06%	\$1,309

Architect to meet Parks and the Town of Jupiter on August 11 to discuss the added scope of work (water feature) and proposal.



Monthly Infrastructure Sales Tax Project Report

Large Cap Projects

Data Date: 07/20/2023

Report Date: 07/31/2023

DESCRIPTION/TEAM

SCOPE

PHOTO

Project Title: Coconut Cove Waterpark Facility Repairs and Renovation
Project Number: T177
BCC District: 05
Delivery Method: Annual Contract
Category: A02-Aquatic Facility Repair and Replacement
Status: Design
Designer: TBD
Contractor: TBD
Project Manager: Eric Chimienti

Repairs and renovations include replacement of play structure in zero depth playground, restroom refurbishment, replace old leaking concession tiki hut with a concession building, classroom and birthday party room renovation, replace old chairs/deck lounge chairs. Upgrades are necessary to maintain business operations and no loss in revenue.
 FY2023\$1,449,000.00



SCHEDULE SUMMARY

PARTICIPATION

FUNDING

Original	Actual

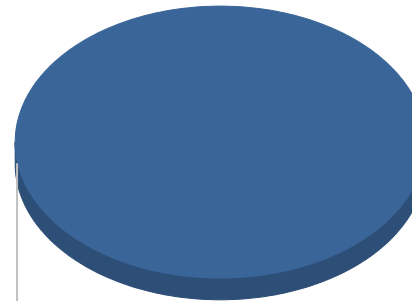
Consultant

SBE TBD
 Local TBD
 WBE TBD
 MBE TBD

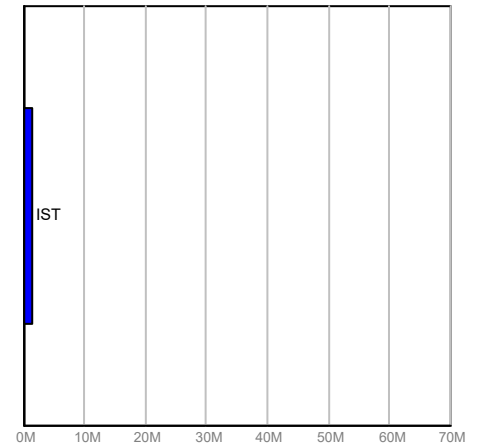
Contractor

SBE TBD
 Local TBD
 WBE TBD
 MBE TBD

Construction



Current Budget



Fund Source

FINANCIAL SUMMARY

NOTES

	Project Budget	Committed	% Committed	Paid To Date
	A	B	C=B/A	D
Construction	\$1,449,000	\$920	0.06%	\$920
TOTAL	\$1,449,000	\$920	0.06%	\$920

RFPA issued on 2/9/23, and PM assigned on 06/06/23.