



Monthly Infrastructure Sales Tax Project Report

Large Cap Projects

Data Date: 6/19/2025

Report Date: 6/30/2025

DESCRIPTION/TEAM

Project Title: Headquarters R&R

Project Number: 11206
BCC District: 03
Delivery Method: Construction Management
Category: S06-Sheriff - FDO
Status: Close Out
Designer: Leo Daly
Contractor: Kast Construction
Project Manager: Terri Wolfe

SCOPE

The project consists of the exterior hardening of the entire building consisting of new exterior walls, impact resistant doors and windows, roof replacement and structural tie-ins as well as the R&R of all major building systems and interior renovation of approx. 75% of the building. As part of the project, the Board has also approved the temp. relocation of employees occupying approx. 70% of the space to ensure continuity of operations during the construction, reduce the overall duration of the project and therefore total project cost. This project is funded in:
FY 2017 IST \$1,600,000, FY 2019 IST \$11,047,000
FY 2020 IST \$10,835,000, FY 2021 IST \$17,620,000
FY 2022 IST \$6,577,994
Ad Valorem Fund Allocated to date \$8,953,189

PHOTO



SCHEDULE SUMMARY

	Original	Actual
Project Start	3/14/2016	3/14/2016
Design Start	5/9/2017	5/9/2017
Construction Start	1/31/2019	3/22/2021
Substantial Completion	8/23/2022	12/8/2023
Project Completion	3/24/2023	

PARTICIPATION

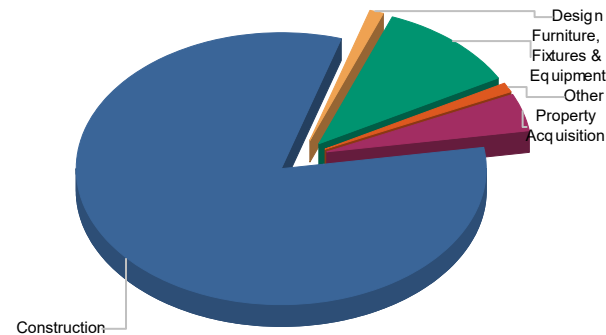
Consultant

SBE 24.71%
Local 100%

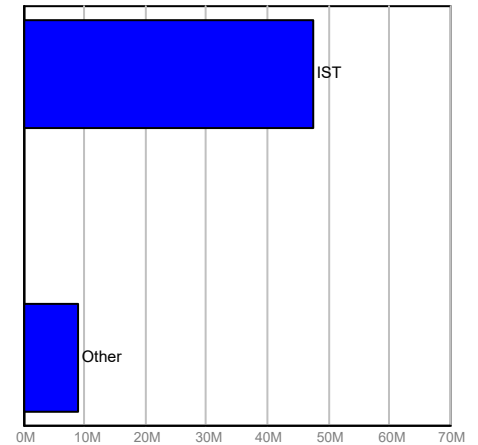
Contractor

SBE 12.75%
Local 100%

FUNDING



Current Budget



Fund Source

FINANCIAL SUMMARY

	Project Budget	Committed	% Committed	Paid To Date
	A	B	C=B/A	D
Property Acquisition	\$2,537,653	\$2,478,256	97.66%	\$2,537,653
Design	\$667,425	\$83,588	12.52%	\$83,588
Construction	\$46,514,675	\$45,679,256	98.20%	\$45,672,332
Furniture, Fixtures & Equipment	\$6,365,963	\$5,381,821	84.54%	\$5,304,157
Other	\$544,108	\$469,421	86.27%	\$417,736
TOTAL	\$56,629,824	\$54,092,343	95.52%	\$54,015,467

NOTES

Final Pay Application #41 remains pending. The OEBO office has confirmed satisfaction with all Schedule 3s and 4s. ESS is still missing Fire Alarm closeout documents and is currently seeking pricing to present to Kast, while Kast has stated they plan to obtain the documents using their own resources.



Monthly Infrastructure Sales Tax Project Report

Large Cap Projects

Data Date: 6/19/2025

Report Date: 6/30/2025

DESCRIPTION/TEAM

Project Title: Ocean Inlet Park and Marina Renovation

Project Number: 13367

BCC District: 04

Delivery Method: Hard Bid

Category: P08-Public Building Repair Replacement & Expansion

Status: Construction

Designer: Alan Gerwig & Associates, Inc.

Contractor: Poseidon

Project Manager: Rich Avery

SCOPE

The project consists of the replacement of marina components as well as new components including bulkhead wall, floating docks, floating finger docks, fixed dock, boat lifts, floating wave attenuator, landscaping, and replacement of the current Marina/Restroom and concession buildings. The project will be constructed in two phases. Phase one will consist of marina bulkhead, dock reconstruction and wave attenuator construction. The remaining scope to be completed during phase 2.

Total available funding for this project consists of \$2,500,000 FY18 IST funds, \$2,500,000 FY20 Find Grant funds, \$3,200,000 FY23 IST funds, and \$5,408,000 FY24 IST funds.

PHOTO



SCHEDULE SUMMARY

	Original	Actual
Phase I Start	2/5/2018	2/4/2018
Design Start	10/22/2018	10/22/2018
Construction Start	12/3/2019	11/1/2021
Substantial Completion	11/1/2022	7/8/2024

PARTICIPATION

Consultant

SBE 82.50%

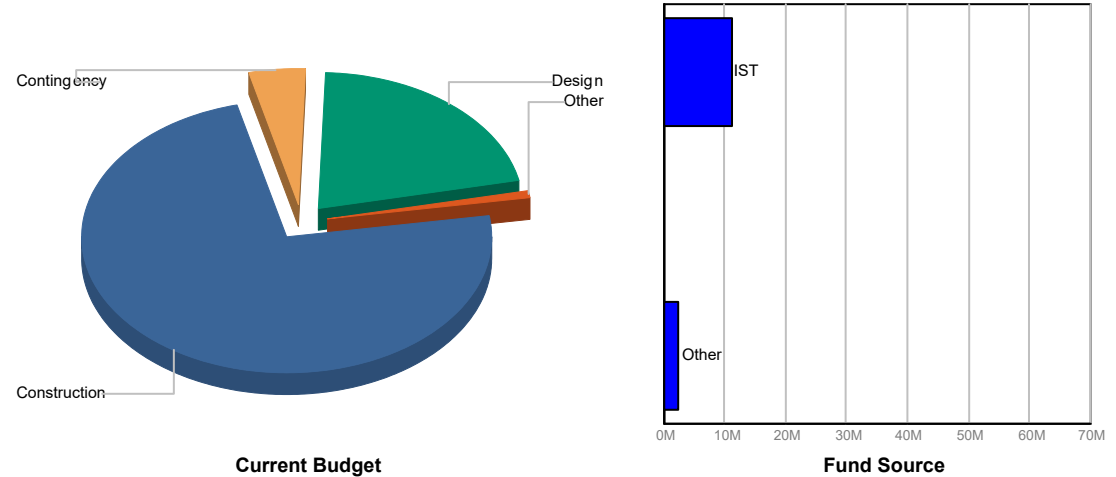
Local 100%

Contractor

SBE 92.67

Local 92.67

FUNDING



FINANCIAL SUMMARY

	Project Budget	Committed	% Committed	Paid To Date
	A	B	C=B/A	D
Design	\$2,900,600	\$355,555	12.26%	\$310,290
Construction	\$10,027,806	\$1,803,329	17.98%	\$1,693,136
Other	\$108,500	\$136,715	126.00%	\$136,702
Contingency	\$600,000	\$0	0.00%	\$0
TOTAL	\$13,636,906	\$2,295,599	16.83%	\$2,140,128

NOTES

The dock extension platforms were completed and installed. Negotiations with the General Contractor for the main project to resolve pending change proposals is continuing to be addressed.



Monthly Infrastructure Sales Tax Project Report

Large Cap Projects

Data Date: 6/19/2025

Report Date: 6/30/2025

DESCRIPTION/TEAM

Project Title: Evidence Building

Project Number: 14218
 BCC District: 03
 Delivery Method: Construction Management
 Category: S06-Sheriff - FDO
 Status: Close Out
 Designer: Leo Daly
 Contractor: Pirtle Construction
 Project Manager: Jeffrey Halverson

SCOPE

The project consists of a new 2-story Evidence Storage/Crime Scene/Crime Lab Facility (Approximately 87,000 GSF) and a 12,000 GSF metal building for impound vehicle storage. The main facility will house property seized by the Sheriff's Office, Administrative Offices, Evidence Processing via the crime scene investigation unit and the crime lab. Monitored cameras, motion detectors, and restricted access with electronic logging will be provided. The facility will accommodate secure vehicle garage bays that can store large vehicles (i.e. 56' long trailers) holding evidence for investigation or transport. Site Development (16 Acres) to include user parking (public, booking officers & staff), a fenced/gated impound lot (350 surface spaces). IST Funding: FY17 \$4,395,000 FY18 \$13,202,000 FY19 \$3,739,540. Other Fund: \$10,217,539.5

PHOTO



Palm Beach County Sheriff's Office Forensic Facility



SCHEDULE SUMMARY

	Original	Actual
Project Start	3/30/2016	12/21/2016
Design Start	6/28/2017	6/28/2017
Construction Start	7/5/2018	4/29/2019
Substantial Completion	11/5/2019	10/30/2020
Project Completion	11/26/2019	

PARTICIPATION

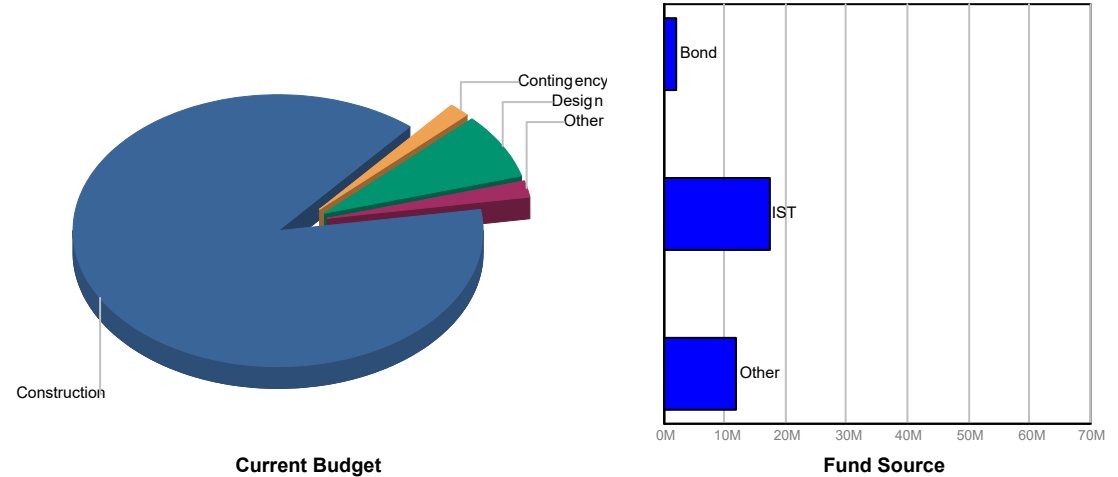
Consultant

SBE 33.21%
 Local 78.96%

Contractor

SBE 21.60%
 Local 55%

FUNDING



FINANCIAL SUMMARY

	Project Budget	Committed	% Committed	Paid To Date
	A	B	C=B/A	D
Design	\$2,461,526	\$2,461,526	100.00%	\$2,452,041
Construction	\$27,998,127	\$27,848,302	99.46%	\$27,518,290
Furniture, Fixtures & Equipment	\$0	\$0	0.00%	\$0
Other	\$602,158	\$602,158	100.00%	\$602,158
Contingency	\$492,268	\$492,268	100.00%	\$492,268
TOTAL	\$31,554,080	\$31,404,254	99.53%	\$31,064,757

NOTES

Design is pending for redundant power supply infrastructure serving a replacement freezer and cooler unit selected by PBSO. Design is complete for additional HVAC service to the processing garage and replacement helium lines serving the labs. Preparation of Change Orders for Pirtle to perform this work is in progress. Design of enhanced HVAC service (AHU #6) to the labs is in progress and will be implemented through a bid process. Additional funding in the amount of \$3,530,000 from the IST Program Reserve in order to complete all work was recommended for approval by the IST Independent Citizen Oversight Committee and preparation of an agenda item for BCC consideration is now pending.



Monthly Infrastructure Sales Tax Project Report

Large Cap Projects

Data Date: 6/19/2025

Report Date: 6/30/2025

DESCRIPTION/TEAM

Project Title: CR 880 Canal Bank Stabilization

Project Number: 1448
BCC District: 06
Delivery Method: Bid Contract Award
Category: C02-CR 880 Canal Bank Stabilization
Status: Construction
Designer: Wantman Group
Contractor: Dickerson Florida, Inc.
Project Manager: Holly Knight

SCOPE

This project will repair, restore, and stabilize the embankment along a portion of County Road 880. The South Florida Water Management District's L-13 Canal parallels and is very close to County Road 880. The embankment area for County Road 880 to the canal is minimal. The undermining of the County Road 880 embankment continues due to storm events and increased South Florida Water Management District pumping and has progressively deteriorated. Repair of the embankment is necessary to prevent the eventual collapse of County Road 880 and to ensure the integrity of County Road 880 and provide a safe roadway for the public.

IST Funds: FY17 \$1,000,000 FY18 \$2,000,000 FY24 \$2,000,000.

PHOTO



SCHEDULE SUMMARY

	Original	Actual
Construction Notice to Proceed	6/5/2017	6/5/2017
Phase III Construction Complete	11/2/2017	10/20/2017
Phase IV-Construction Notice to Proceed	6/1/2018	7/9/2018
Phase IV-Construction Complete	12/1/2018	3/27/2019
Phase V-Construction Notice to Proceed	6/1/2019	7/1/2019
Phase V-Construction Complete	12/1/2019	11/20/2019

PARTICIPATION

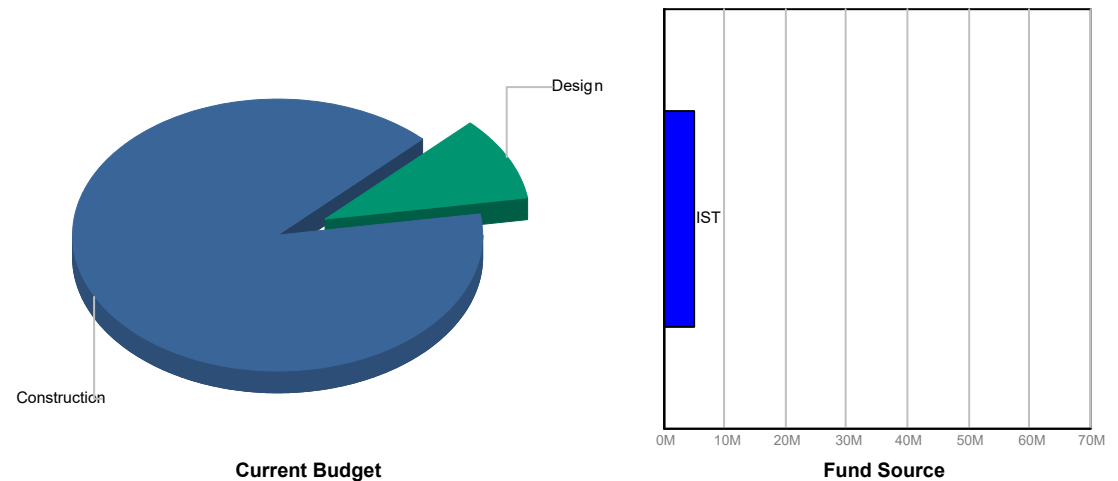
Consultant

SBE 15%
Local 100%

Contractor

SBE 23.4%
Local 23.4%

FUNDING



FINANCIAL SUMMARY

	Project Budget	Committed	% Committed	Paid To Date
	A	B	C=B/A	D
Design	\$500,000	\$75,698	15.14%	\$75,698
Construction	\$4,500,000	\$2,544,219	56.54%	\$2,318,489
Contingency	\$0	\$0	0.00%	\$0
TOTAL	\$5,000,000	\$2,619,917	52.40%	\$2,394,188

NOTES

Phases I and II (constructing adjacent locations) were completed in FY 2015 and FY 2016 using non-IST funding. Phase III construction is funded at \$1,000,000 in FY 2017. Construction for Phases IV & V are funded at \$2,000,000 in FY 2018. Construction is complete for Phases III, IV and V. Phase VI construction is delayed pending design review/revision and bid process.



Monthly Infrastructure Sales Tax Project Report

Large Cap Projects

Data Date: 6/19/2025

Report Date: 6/30/2025

DESCRIPTION/TEAM

Project Title: 6th Ave. So. over Lake Osborne (LWDD E-4 Canal)(S Br/ East bound) (934307)

Project Number: 1464

BCC District: 03

Delivery Method: Design CCNA

Category: B08-Bridge Replacements

Status: Close Out

Designer: Stantec

Contractor: Ranger

Project Manager: Will Carey

SCOPE

This project will replace an existing bridge that was built over 50 years ago. The new bridge will improve traffic safety (lane widths, bike lanes and barrier walls), improve roadway drainage, and enhance pedestrian sidewalk safety. The new bridge will also provide greater vertical clearance.

PHOTO



SCHEDULE SUMMARY

	Original	Actual
Design Contract Notice to Proceed	7/17/2018	7/17/2018
Design Completion	12/1/2020	2/14/2021
Construction Bid Date	3/1/2021	5/4/2021
Construction Start	12/1/2021	2/14/2022
Construction Complete	5/1/2024	

PARTICIPATION

Consultant

SBE 25%

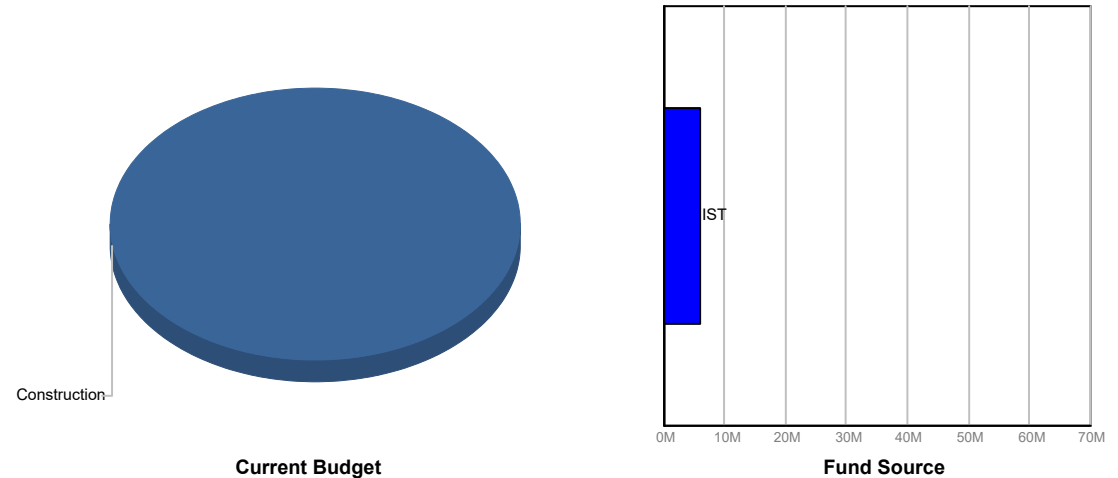
Local 100%

Contractor

SBE 11%

Local 100%

FUNDING



FINANCIAL SUMMARY

	Project Budget	Committed	% Committed	Paid To Date
	A	B	C=B/A	D
Construction	\$6,000,000	\$5,907,670	98.46%	\$5,761,982
TOTAL	\$6,000,000	\$5,907,670	98.46%	\$5,761,982

NOTES

This project is funded with 5-Year Road Program (RP) funding and IST funding. Design (using RP funds) is complete. The project was bid on 5/4/21 - with apparent low bid of \$ 11.1m The IST partially funds the construction of the project at \$6m in FY 2020. Construction is complete - working on closing documents.




Monthly Infrastructure Sales Tax Project Report

Large Cap Projects

Data Date: 6/19/2025

Report Date: 6/30/2025

DESCRIPTION/TEAM	SCOPE	PHOTO
<p>Project Title: CR 880 (Old SR 80) Over C-51 Canal (930940)</p> <p>Project Number: 1480</p> <p>BCC District: 06</p> <p>Delivery Method: Design CCNA</p> <p>Category: B08-Bridge Replacements</p> <p>Status: Design</p> <p>Designer: Alan Gerwig & Assoc.</p> <p>Contractor: TBD (Bid)</p> <p>Project Manager: Maroun Azzi</p>	<p>This project will replace an existing bridge that was built over 80 years ago. The new bridge will improve traffic safety (lane widths and vehicle barrier walls). The current bridge is weight restricted.</p>	

SCHEDULE SUMMARY	PARTICIPATION	FUNDING																		
<table><thead><tr><th></th><th>Original</th><th>Actual</th></tr></thead><tbody><tr><td>Design Contract Notice to Proceed</td><td>11/9/2018</td><td>11/9/2018</td></tr><tr><td>Design Completion</td><td>12/1/2025</td><td></td></tr><tr><td>Construction Bid Date</td><td>4/1/2026</td><td></td></tr><tr><td>Construction Start</td><td>9/1/2026</td><td></td></tr><tr><td>Construction Complete</td><td>6/1/2028</td><td></td></tr></tbody></table>		Original	Actual	Design Contract Notice to Proceed	11/9/2018	11/9/2018	Design Completion	12/1/2025		Construction Bid Date	4/1/2026		Construction Start	9/1/2026		Construction Complete	6/1/2028		<p>Consultant</p> <p>SBE 94.3%</p> <p>Local 100%</p> <p>Contractor</p> <p>SBE TBD</p> <p>Local TBD</p>	<div><div></div><div>IST</div></div> <p>0M 10M 20M 30M 40M 50M 60M 70M</p> <p>Current Budget</p> <p>Fund Source</p>
	Original	Actual																		
Design Contract Notice to Proceed	11/9/2018	11/9/2018																		
Design Completion	12/1/2025																			
Construction Bid Date	4/1/2026																			
Construction Start	9/1/2026																			
Construction Complete	6/1/2028																			

FINANCIAL SUMMARY					NOTES				
	Project Budget	Committed	% Committed	Paid To Date	<p>This project is funded with 5-Year Road Program (RP) funding and IST funding. Design (using 5-Year RP funds) is ongoing (80% complete). The construction of the project is currently estimated at \$5.8m. The IST partially funds the construction of the project at \$2.7m in FY 2019. The project is currently scheduled to begin construction in late FY25. The scheduled dates have been revised to depict design and permitting delays.</p>				
	A	B	C=B/A	D					
Construction	\$2,700,000	\$13,710	0.51%	\$13,710					
TOTAL	\$2,700,000	\$13,710	0.51%	\$13,710					



Monthly Infrastructure Sales Tax Project Report

Large Cap Projects

Data Date: 6/19/2025

Report Date: 6/30/2025

DESCRIPTION/TEAM

Project Title: Main Detention Center Electronics

Project Number: 15218
BCC District: 03
Delivery Method: Construction Management
Category: S06-Sheriff - FDO
Status: Close Out
Designer: Leo A. Daly
Contractor: Hedrick Brothers Construction
Project Manager: Jeffrey Halverson

SCOPE

Phase II - Electronics for the South, East, and West Towers at the Main Detention Center, which have continually operated since the early 1980's. These systems include door controls, intercom, nurse's call system, CCTV, upgrade of EST3 software for fire alarm and new infrastructure for the future expansion of the CCTV system.
Main Detention Center Electronics (B594) IST Funding
FY 2017 IST \$5,600,000
FY 2018 IST \$4,700,000
FY 2024 IST \$ 1,256,600
Ad Valorem \$1,021,161

PHOTO



SCHEDULE SUMMARY

	Original	Actual
Project Start	7/9/2015	6/9/2015
Design Start	6/21/2016	6/21/2016
Construction Start	3/19/2018	5/17/2018
Substantial Completion	3/15/2022	8/10/2020
Project Completion	6/30/2022	

PARTICIPATION

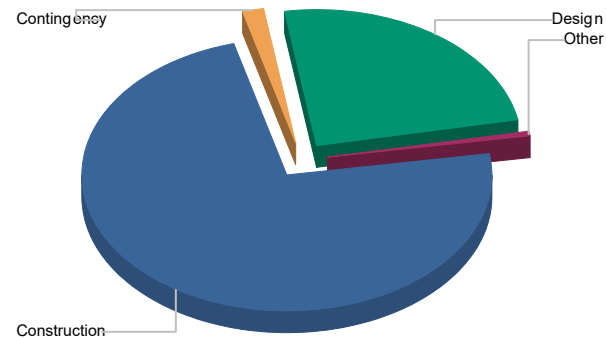
Consultant

SBE 22.60%
Local 67%

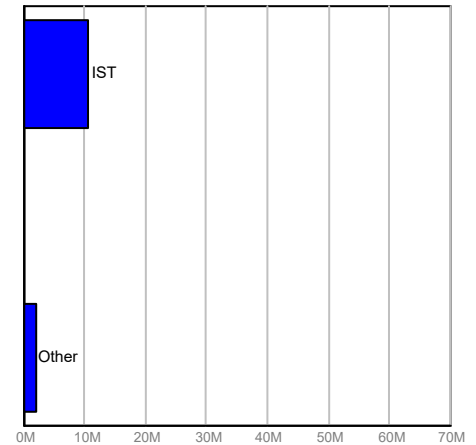
Contractor

SBE 76.79%
Local 80%

FUNDING



Current Budget



Fund Source

FINANCIAL SUMMARY

	Project Budget	Committed	% Committed	Paid To Date
	A	B	C=B/A	D
Design	\$3,096,507	\$3,053,730	98.62%	\$2,933,781
Construction	\$9,210,331	\$7,227,727	78.47%	\$7,227,727
Furniture, Fixtures & Equipment	\$0	\$0	0.00%	\$0
Other	\$55,740	\$62,260	111.70%	\$62,260
Contingency	\$215,183	\$0	0.00%	\$0
TOTAL	\$12,577,761	\$10,343,717	82.24%	\$10,223,768

NOTES

The closeout target date is delayed pending Fire Marshal approval. The remaining funds will be used for replacement of the fire alarm system, which is now approaching end of life.



Monthly Infrastructure Sales Tax Project Report

Large Cap Projects

Data Date: 6/19/2025

Report Date: 6/30/2025

DESCRIPTION/TEAM

Project Title: Palm Beach Lakes Blvd over FEC R/R

Project Number: 1532
 BCC District: 07
 Delivery Method: Design CCNA
 Category: B04-Bridge Modifications
 Status: Design
 Designer: HNTB
 Contractor: TBD
 Project Manager: Maroun Azzi

SCOPE

This project will rehabilitate an existing bridge that was built over 50 years ago. The project will improve traffic safety (lane widths, pedestrian barrier, railings) and may involve other improvements such as shoulders, bike lanes, and sidewalks.
 FY 2017 IST \$1,500,000
 FY 2021 IST \$4,500,000
 FY 2025 IST \$8,300,000

PHOTO



SCHEDULE SUMMARY

	Original	Actual
Project Start	9/30/2017	9/30/2017
Consultant Procurement Finish	9/3/2019	12/1/2019
Study Start	4/7/2020	4/7/2020
Design Complete	4/1/2027	
Permit Application	12/1/2025	
Permit Issued	12/25/2026	
Construction Start	9/1/2027	
Construction Complete	9/1/2029	
Study Complete	5/1/2022	4/1/2022
Design Start	4/1/2023	5/10/2023

PARTICIPATION

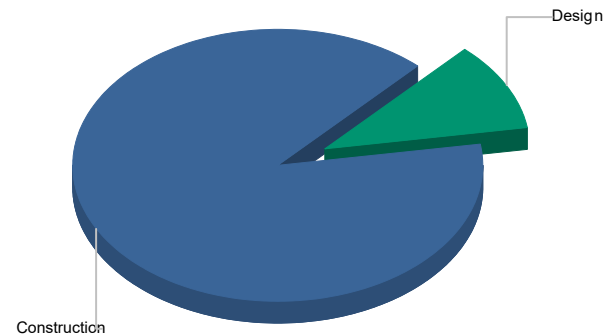
Consultant

SBE 36.5%
 Local 96%

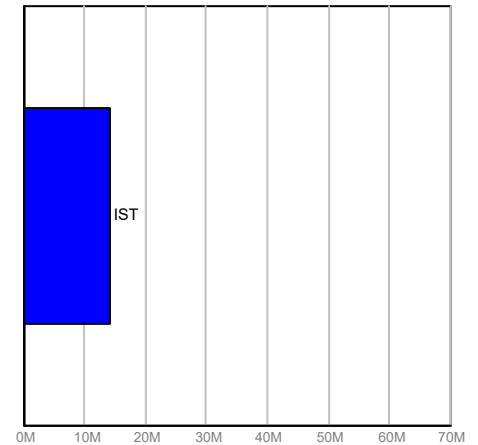
Contractor

SBE TBD
 Local TBD

FUNDING



Current Budget



Fund Source

FINANCIAL SUMMARY

	Project Budget	Committed	% Committed	Paid To Date
	A	B	C=B/A	D
Design	\$1,500,000	\$1,608,316	107.22%	\$774,985
Construction	\$12,800,000	\$61,011	0.48%	\$61,011
Other	\$0	\$15,327	0.00%	\$15,327
Contingency	\$0	\$0	0.00%	\$0
TOTAL	\$14,300,000	\$1,684,654	11.78%	\$851,323

NOTES

Initial coordination has been completed with stakeholders including the City of West Palm Beach and the Community Redevelopment Agency to determine scope and design parameters for the rehabilitation of the bridge superstructure. Design is ongoing (45% complete). The scheduled dates have been revised to depict coordination, planning, and scope delays.



Monthly Infrastructure Sales Tax Project Report

Large Cap Projects

Data Date: 6/19/2025

Report Date: 6/30/2025

DESCRIPTION/TEAM

Project Title: Sections of Jog Road

Project Number: 1537
BCC District: Multiple
Delivery Method: Annual Striping Contract
Category: S16-Striping
Status: Construction
Designer: N/A
Contractor: Oglesby
Project Manager: Larry Kelly

SCOPE

This project consists of restriping sections of Jog Road.

FY 2017 \$350,000
FY 2021 \$150,000
FY 2022 \$100,000
FY 2023 \$100,000
FY 2024 \$200,000
FY 2026 \$200,000

PHOTO



SCHEDULE SUMMARY

	Original	Actual
Summit to Gun Club Complete	9/20/2017	9/20/2017
PGA to Hood Complete	10/31/2017	10/31/2017
10th Avenue N. to Summit Complete	1/22/2018	1/22/2018
Wallis to Roebuck Complete	3/7/2018	3/7/2018
Gateway to S. of Hypoluxo Complete	12/17/2018	10/18/2018
Glades to NW 55th St.	3/19/2019	3/19/2019
Hood to Donald Ross	12/2/2020	12/12/2020
N. Oriole to Lake Ida	4/3/2021	3/9/2021
Beeline to Northlake	5/11/2023	5/11/2023
Yamato to Clint Moore	11/3/2023	11/3/2023
45th Street to Beeline	2/7/2025	2/7/2025

PARTICIPATION

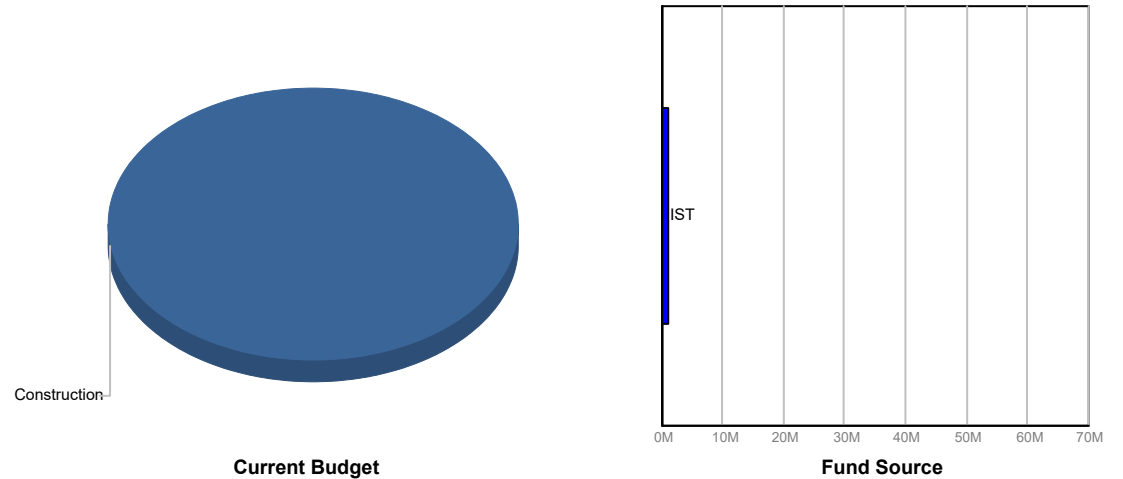
Consultant

SBE N/A
Local N/A

Contractor

SBE 61%
Local 61%

FUNDING



FINANCIAL SUMMARY

	Project Budget	Committed	% Committed	Paid To Date
	A	B	C=B/A	D
Design	\$0	\$0	0.00%	\$0
Construction	\$1,100,000	\$494,448	44.95%	\$494,448
Contingency	\$0	\$0	0.00%	\$0
TOTAL	\$1,100,000	\$494,448	44.95%	\$494,448

NOTES

Jog Road is a North-South major County thoroughfare. This project consists of re-striping sections of Jog Road. Restriping continues on an as needed basis.



Monthly Infrastructure Sales Tax Project Report

Large Cap Projects

Data Date: 6/19/2025

Report Date: 6/30/2025

DESCRIPTION/TEAM

Project Title: CR 880

Project Number: 1539
BCC District: 06
Delivery Method: Annual Construction Contract
Category: R04-Resurfacing
Status: Construction
Designer: N/A
Contractor: Community
Project Manager: Darren Prainito

SCOPE

Resurfacing approximately 2.5 miles (5 lane miles) of a portion of County Road 880 from Main Street to S.R. 80 each year.

PHOTO



SCHEDULE SUMMARY

	Original	Actual
FY 2017 Construction Complete	12/22/2017	12/22/2017
FY 2018 Construction Complete	12/7/2018	11/30/2018
FY 2019 Construction Complete	12/31/2019	11/1/2019
FY 2020 Construction Complete	12/18/2020	12/3/2020
FY 2021 Construction Complete	12/17/2021	10/5/2021
FY 2022 Construction Complete	12/16/2022	7/14/2022
FY 2023 Construction Complete	12/15/2023	11/28/2023
FY 2024 Construction Complete	12/24/2024	1/17/2025
FY 2025 Construction Complete	12/24/2025	

PARTICIPATION

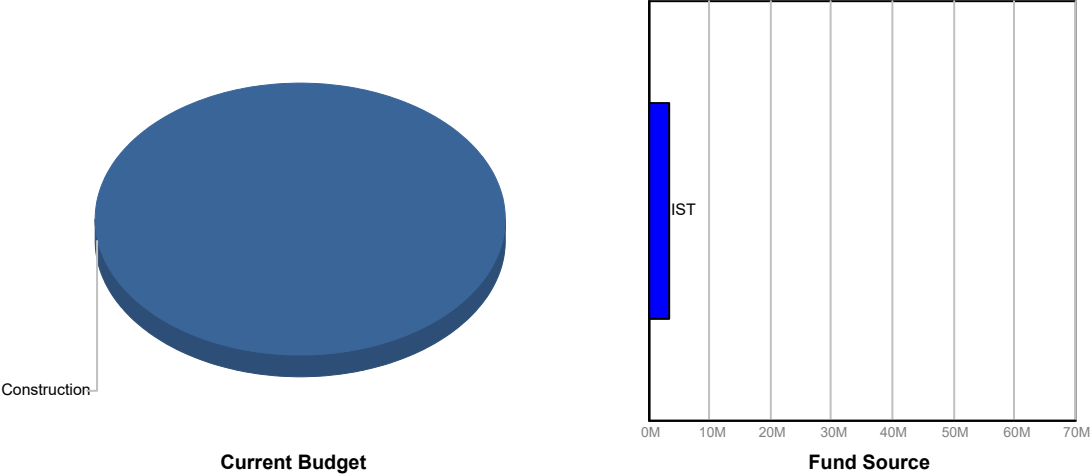
Consultant

SBE N/A
Local N/A

Contractor

SBE 8.7%
Local 95.8%

FUNDING



FINANCIAL SUMMARY

	Project Budget	Committed	% Committed	Paid To Date
	A	B	C=B/A	D
Design	\$0	\$2,392	0.00%	\$2,392
Construction	\$3,300,000	\$2,330,143	70.61%	\$2,330,143
Contingency	\$0	\$0	0.00%	\$0
TOTAL	\$3,300,000	\$2,332,536	70.68%	\$2,332,535

NOTES

County Road 880 is approximately 19 miles in length. This project entails resurfacing a portion of County Road 880 each year. Construction complete for FY2017 thru 2024.




Monthly Infrastructure Sales Tax Project Report

Large Cap Projects

Data Date: 6/19/2025

Report Date: 6/30/2025

DESCRIPTION/TEAM	SCOPE	PHOTO
<p>Project Title: Brown's Farms Road</p> <p>Project Number: 1540</p> <p>BCC District: 06</p> <p>Delivery Method: Annual Construction Contract</p> <p>Category: R04-Resurfacing</p> <p>Status: Construction</p> <p>Designer: N/A</p> <p>Contractor: Community</p> <p>Project Manager: Darren Prainito</p>	<p>Resurfacing approximately 2 miles (4 lane miles) of a portion of Brown's Farm Road from CR 880 to South Terminus each year.</p>	

SCHEDULE SUMMARY			PARTICIPATION		FUNDING	
	Original	Actual				
FY 2017 Construction Complete	12/22/2017	12/22/2017				
FY 2018 Construction Complete	12/1/2018	11/30/2018				
FY 2019 Construction Complete	12/31/2019	11/1/2019				
FY 2020 Construction Complete	12/18/2020	12/2/2020				
FY2021 Construction Complete	12/17/2021	10/18/2021				
FY 2022 Construction Complete	12/22/2022	7/19/2022				
FY 2023 Construction Complete	12/19/2023	12/1/2023				
FY 2024 Construction Complete	12/24/2024	1/9/2025				
FY 2025 Construction Complete	12/24/2025					

Consultant	
SBE	N/A
Local	N/A
Contractor	
SBE	7.4%
Local	94.4%

Construction

IST

Current Budget

Fund Source	Amount
IST	~0.5M
Construction	~14M

FINANCIAL SUMMARY					NOTES
	Project Budget	Committed	% Committed	Paid To Date	<p>Brown's Farm Road is approximately 14 miles in length. This project entails resurfacing a portion of Brown's Farm Road each year. Construction complete for FY2017 thru 2024.</p>
	A	B	C=B/A	D	
Design	\$0	\$1,588	0.00%	\$1,588	
Construction	\$2,300,000	\$1,820,259	79.14%	\$1,820,259	
Contingency	\$0	\$0	0.00%	\$0	
TOTAL	\$2,300,000	\$1,821,846	79.21%	\$1,821,846	



Monthly Infrastructure Sales Tax Project Report

Large Cap Projects

Data Date: 6/19/2025

Report Date: 6/30/2025

DESCRIPTION/TEAM

Project Title: Prosperity Farms Rd. over SFWMD C-17 Canal (934116)

Project Number: 1555

BCC District: 01

Delivery Method: Design CCNA

Category: B08-Bridge Replacements

Status: Design

Designer: Scalar

Contractor: TBD - (bid)

Project Manager: Will Carey

SCOPE

This project will replace an existing bridge that was built over 60 years ago. The new bridge will improve traffic safety (lane widths, bike lanes, parapets), improve roadway drainage, and enhance pedestrian sidewalk safety. Note the current bridge is weight restricted.

FY 2018 IST \$500,000

FY 2021 IST \$1,500,000

FY 2022 IST \$6,000,000

PHOTO



SCHEDULE SUMMARY

	Original	Actual
Design Contract Notice to Proceed	11/19/2019	11/19/2019
Design Completion	7/1/2025	
Construction Bid Date	11/1/2025	
Construction Start	2/6/2026	
Construction Complete	2/1/2028	

PARTICIPATION

Consultant

SBE 98%

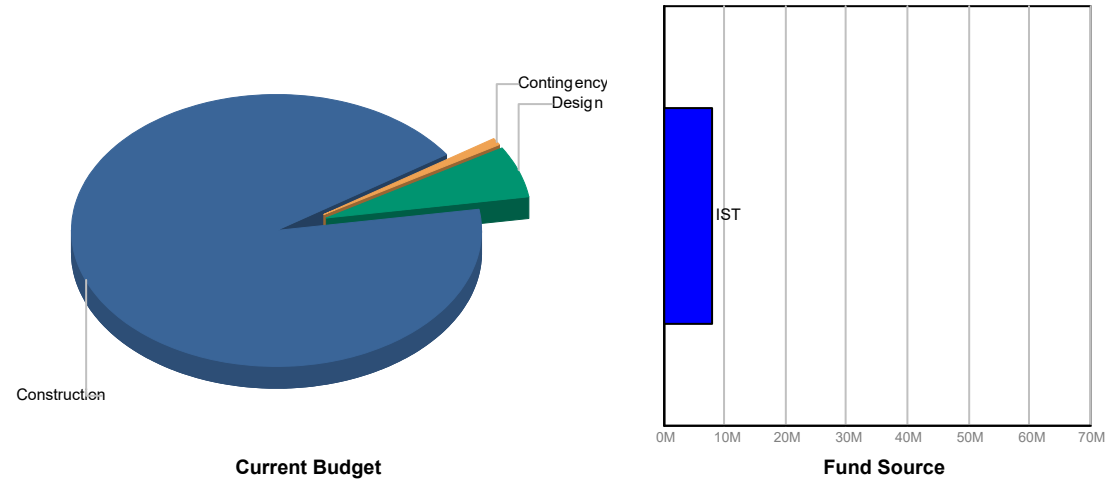
Local 100%

Contractor

SBE TBD

Local TBD

FUNDING



FINANCIAL SUMMARY

	Project Budget	Committed	% Committed	Paid To Date
	A	B	C=B/A	D
Design	\$500,000	\$496,323	99.26%	\$422,436
Construction	\$7,450,000	\$10,810	0.15%	\$10,794
Contingency	\$50,000	\$8,365	16.73%	\$8,365
TOTAL	\$8,000,000	\$515,498	6.44%	\$441,595

NOTES

Design is ongoing (95% complete). The scheduled dates have been revised to depict design and permitting delays. It is anticipated that a Florida Department of Environmental Protection (FDEP) Resiliency grant of \$4m will be received for the project.



Monthly Infrastructure Sales Tax Project Report

Large Cap Projects

Data Date: 6/19/2025

Report Date: 6/30/2025

DESCRIPTION/TEAM

SCOPE

PHOTO

Project Title: Belvedere Rd over E-3 canal (934205 & 934206)

Project Number: 1556

BCC District: 02

Delivery Method: Design CCNA

Category: B08-Bridge Replacements

Status: Design

Designer: Stantec

Contractor: TBD (bid)

Project Manager: Maroun Azzi

This project will replace the existing bridges that were built over 40 years ago. The new bridge(s) will improve traffic safety (lane widths, bike lanes, parapets), update the guardrail system, improve roadway drainage, restore the slope protection, and enhance pedestrian sidewalk safety.

FY 2018 IST \$450,000
FY 2021 IST \$1,350,000
FY 2022 IST \$300,000



SCHEDULE SUMMARY

	Original	Actual
Design Contract Notice to Proceed	10/22/2019	10/22/2019
Design Completion	6/1/2025	
Construction Bid Date	10/1/2025	
Construction Start	3/1/2026	
Construction Complete	12/1/2027	

PARTICIPATION

Consultant

SBE 30%

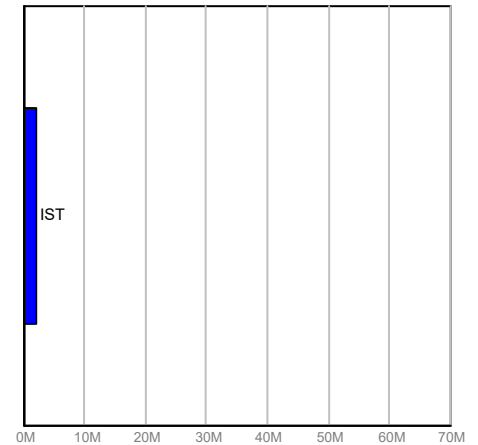
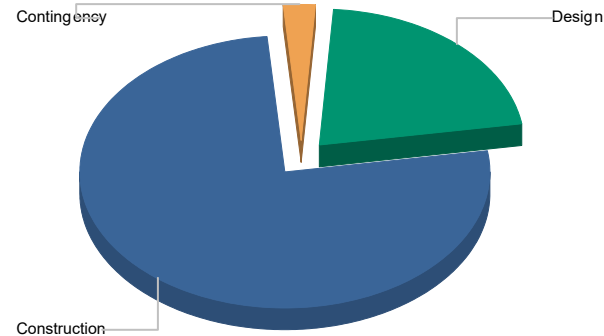
Local 100%

Contractor

SBE TBD

Local TBD

FUNDING



Current Budget

Fund Source

FINANCIAL SUMMARY

	Project Budget	Committed	% Committed	Paid To Date
	A	B	C=B/A	D
Design	\$450,000	\$402,311	89.40%	\$285,690
Construction	\$1,600,000	\$212,801	13.30%	\$5,770
Contingency	\$50,000	\$0	0.00%	\$0
TOTAL	\$2,100,000	\$615,113	29.29%	\$291,460

NOTES

Design is ongoing (90% complete). The scheduled dates have been revised to reflect design and permitting delays.



Monthly Infrastructure Sales Tax Project Report

Large Cap Projects

Data Date: 6/19/2025

Report Date: 6/30/2025

DESCRIPTION/TEAM

Project Title: Various other locations Countywide

Project Number: 1558
BCC District: Multiple
Delivery Method: Annual Construction Contract
Category: D02-Drainage (Pipe Replacements)
Status: Construction
Designer: N/A
Contractor: Hinterland
Project Manager: Darren Prainito

SCOPE

This project will repair and/or replace existing pipe culverts and drainage structures along various roads and canals Countywide. These repairs are needed in order to properly drain and maintain the various roads and canals in a safe operating condition.

PHOTO



SCHEDULE SUMMARY

	Original	Actual
Jupiter Farms (133rd Rd. & 156th St.)	8/1/2018	3/12/2018
1069 Edgehill Road	8/15/2018	6/12/2018
Limestone Creek & Palm Garden St.	8/1/2018	7/17/2018
3261 Atlantic Road	8/15/2018	7/1/2018
Van Buren Road @ E-3 Canal	8/1/2018	6/15/2018
19506 Trails End Terrace	8/1/2018	5/11/2018
Jupiter Farms (4 locates)	10/15/2018	8/21/2018
6361 Wood Lake Rd./19650 Red Maple F	10/1/2018	10/1/2018
19598 Trails End Terrace	9/15/2018	8/20/2018
19582 Trails End Terrace	9/1/2018	9/1/2018
6558 Wood Lake Road	9/15/2018	9/14/2018
6126 Wood Lake Road	10/15/2018	12/12/2018
6528 Wood Lake Road	11/1/2018	12/12/2018

PARTICIPATION

Consultant

SBE N/A

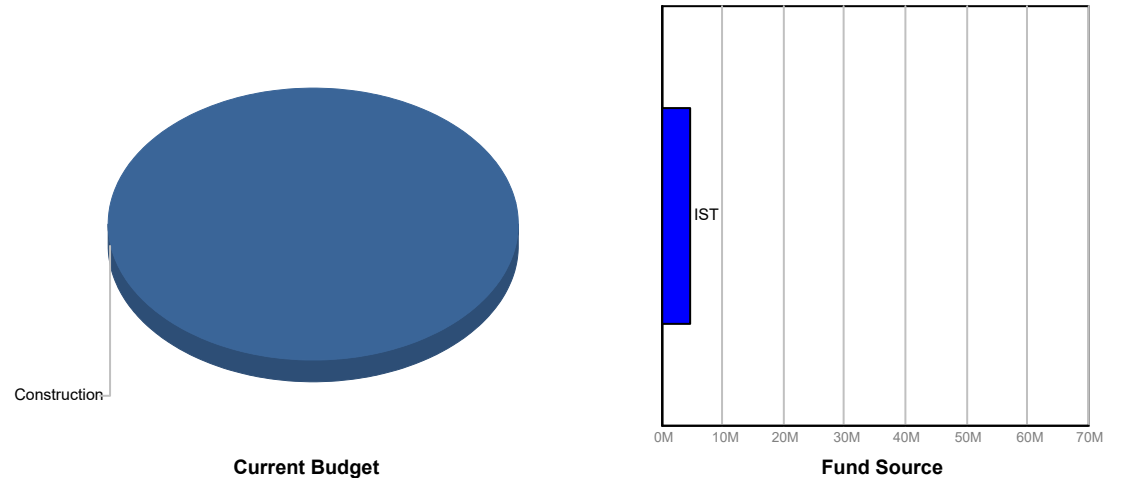
Local N/A

Contractor

SBE 100%

Local 100%

FUNDING



FINANCIAL SUMMARY

	Project Budget	Committed	% Committed	Paid To Date
	A	B	C=B/A	D
Construction	\$4,700,000	\$4,301,215	91.52%	\$4,098,814
Contingency	\$0	\$0	0.00%	\$0
TOTAL	\$4,700,000	\$4,301,215	91.52%	\$4,098,814

NOTES

This project is funded in:
FY 2018 \$500,000, FY 2021 \$500,000, FY 2022 \$200,000
FY 2023 \$200,000, FY 2024 \$3,200,000, FY 2025 \$100,000

The total project is estimated at \$4,700,000.



Monthly Infrastructure Sales Tax Project Report

Large Cap Projects

Data Date: 6/19/2025

Report Date: 6/30/2025

DESCRIPTION/TEAM

Project Title: Video Detection (80 +/- intersection)

Project Number: 1580
BCC District: Multiple
Delivery Method: Annual Traffic Signals Contract
Category: S08-Signals and Signal Systems
Status: Construction
Designer: N/A
Contractor: Gerelco
Project Manager: Fattoush Jafar

SCOPE

This project will replace the traffic detection at numerous signalized intersections from the existing inductive loop system to video detection. The video detection system is more reliable and easier to maintain.

PHOTO



SCHEDULE SUMMARY

	Original	Actual
Military Tr. & Garden Lake	8/1/2018	11/21/2018
Gateway & Renaissance Commons	9/1/2018	4/3/2019
Australian & Turnage	10/1/2018	1/7/2019
Woolbright & Hagen Ranch	11/1/2018	4/4/2019
Belvedere & Country Club Road	12/1/2018	4/4/2019
Palm Beach Lakes & Wellesley	1/1/2019	4/4/2019

PARTICIPATION

Consultant

SBE N/A

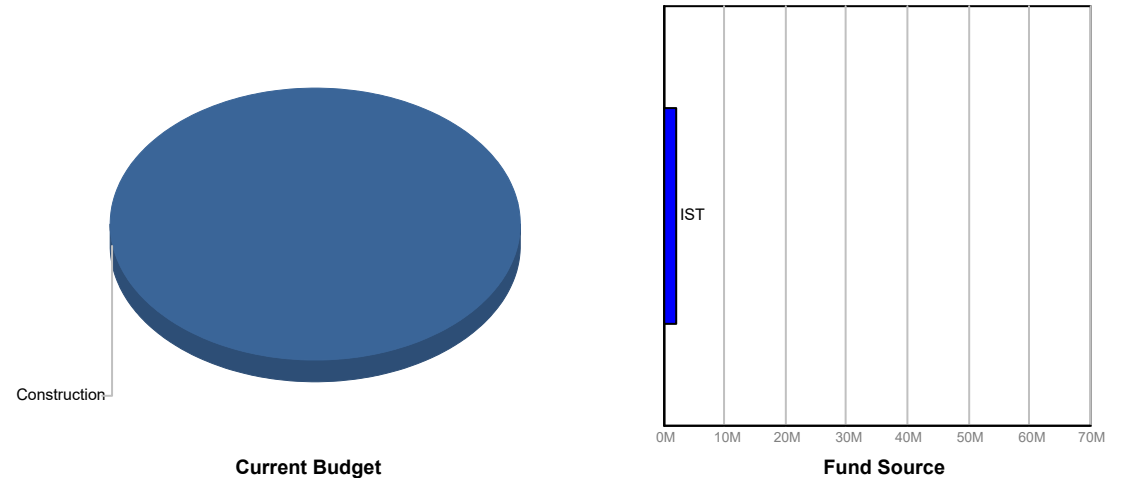
Local N/A

Contractor

SBE 0%

Local 23%

FUNDING



FINANCIAL SUMMARY

	Project Budget	Committed	% Committed	Paid To Date
	A	B	C=B/A	D
Construction	\$2,200,000	\$202,397	9.20%	\$202,397
Contingency	\$0	\$0	0.00%	\$0
TOTAL	\$2,200,000	\$202,397	9.20%	\$202,397

NOTES

Work has been completed at six intersections. This project is funded in:

FY 2018 \$200,000

FY 2023 \$300,000

FY 2024 \$800,000

FY 2026 \$900,000

The total project is estimated at \$2,200,000.



Monthly Infrastructure Sales Tax Project Report

Large Cap Projects

Data Date: 6/19/2025

Report Date: 6/30/2025

DESCRIPTION/TEAM

Project Title: CW Street Lighting FY18 frmly Hypoluxo Rd (Hagen Ranch Rd to I-95)

Project Number: 1581
BCC District: CW
Delivery Method: Florida Power and Light
Category: S14-Street Lighting
Status: Construction
Designer: Florida Power and Light
Contractor: Florida Power and Light
Project Manager: May Cheng

SCOPE

These projects will replace the high pressure sodium street lights with LED lights. Many of the street lights along County roads are owned and maintained by Florida Power and Light (FPL) with the County paying all the operation and maintenance costs (including power). FPL will be responsible for the final design and installation to convert the street lighting to the newer LED technology, and the County will reimburse FPL all applicable conversion costs. The result will provide a cost savings, better quality illumination, and a more desirable environmental light source.

PHOTO



SCHEDULE SUMMARY

	Original	Actual
Gun Club Road/Bosque to Congress	7/19/2019	7/19/2019
Congress/Okeechobee to Belvedere	8/1/2019	8/1/2019
10th Avenue North/Haverhill to Kirk		
Community/Haverhill to Military	7/31/2019	7/31/2019
Haverhill Road/WPB City to Haverhill City	7/20/2023	7/20/2023
Glades Road/State Road 7 to Boca Rio	12/9/2022	12/9/2022
Boynton Beach Boulevard/Turnpike to Kn	3/31/2023	3/31/2023
Jog Road/Belvedere to State Road 80	5/3/2021	5/3/2021
Forest Hill/Turnpike to Pinehurst & Jog to		
Haverhill/State Road 80 to Lake Worth	7/13/2023	7/13/2023
Congress/Lantana to Hypoluxo & Gun Cl	9/14/2021	9/14/2021
Gateway/Military to Windward	8/1/2019	8/1/2019
Belvedere Road/RPB City to Haverhill Cit	6/6/2023	6/6/2023

PARTICIPATION

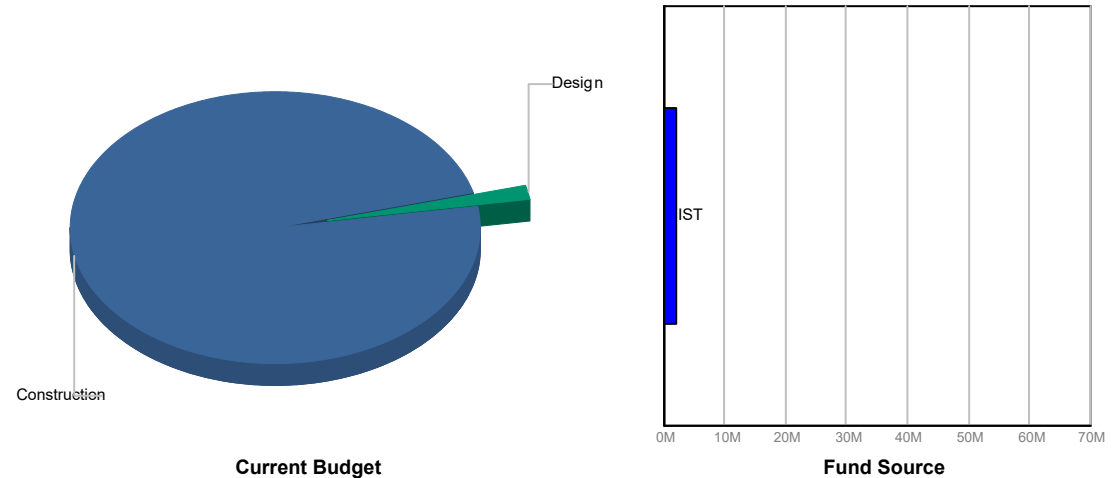
Consultant

SBE N/A
Local N/A

Contractor

SBE N/A
Local N/A

FUNDING



Current Budget

FINANCIAL SUMMARY

	Project Budget	Committed	% Committed	Paid To Date
	A	B	C=B/A	D
Design	\$30,000	\$35,184	117.28%	\$35,184
Construction	\$1,920,000	\$1,785,999	93.02%	\$1,716,860
Contingency	\$0	\$0	0.00%	\$0
TOTAL	\$1,950,000	\$1,821,183	93.39%	\$1,752,045

NOTES

There are 16 street lighting projects (road segments) funded (\$1,950,000) for conversion in FY 2018. All 16 projects have been forwarded to FPL requesting final design and installation. As of 5/14/25, 13 projects have been completed.



Monthly Infrastructure Sales Tax Project Report

Large Cap Projects

Data Date: 6/19/2025

Report Date: 6/30/2025

DESCRIPTION/TEAM

Project Title: Courthouse Electronics System R&R/Command Center

Project Number: 16208

BCC District: 07

Delivery Method: Construction Management

Category: J02-Judicial

Status: Close Out

Designer: TLC Engineering

Contractor: Hedrick Brothers Construction Co., Inc.

Project Manager: Rich Avery

SCOPE

Security Systems replacement at the Main County Courthouse including the Security Management System, Access Control System, CCTV system, Duress System, Intercom, Elevator Override, and Fire Alarm. The Project will also include addressing the emergency egress procedures for the facility, as well as build-out for the expansion of the 4th floor Command Center.

Total IST, and Ad Valorem funding for this project is \$16,514,475; Total IST funds are \$12,999,700, which are comprised of FY17 IST funds of \$1,300,000 and FY18 IST funds of \$8,699,700 and FY 19 IST funds of \$3,000,000. Ad Valorem funds are \$3,449,845

PHOTO



SCHEDULE SUMMARY

	Original	Actual
Project Start	2/19/2016	2/19/2016
Design Start	2/15/2017	2/15/2017
Construction - Start	11/26/2018	1/7/2019
Substantial Completion	2/1/2021	5/21/2021
Project Completion	4/1/2021	

PARTICIPATION

Consultant

SBE 13.4%

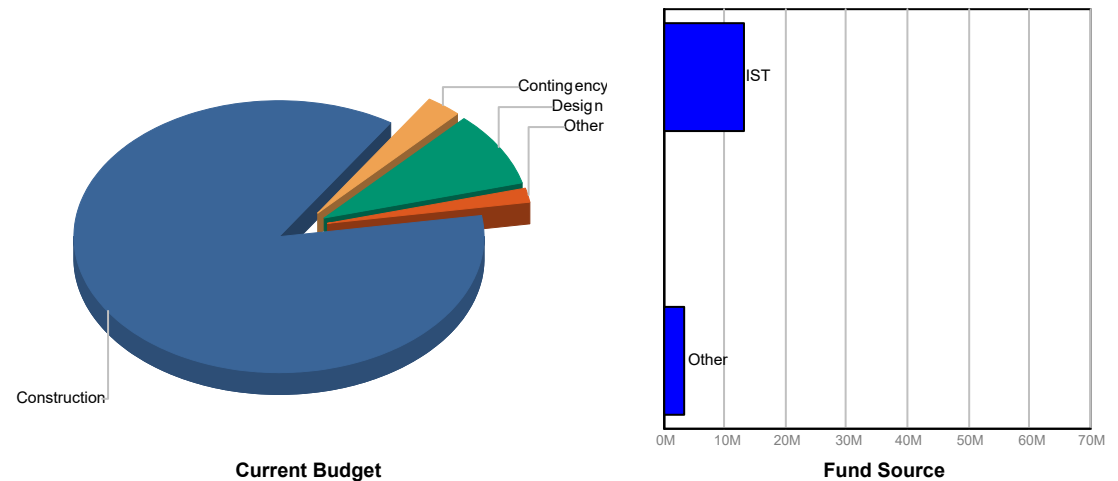
Local 100%

Contractor

SBE 25%

Local 100%

FUNDING



FINANCIAL SUMMARY

	Project Budget	Committed	% Committed	Paid To Date
	A	B	C=B/A	D
Design	\$1,457,416	\$1,342,276	92.10%	\$949,155
Construction	\$14,306,620	\$14,257,325	99.66%	\$12,795,750
Other	\$285,139	\$116,316	40.79%	\$116,316
Contingency	\$465,300	\$0	0.00%	\$0
TOTAL	\$16,514,475	\$15,715,917	95.16%	\$13,861,221

NOTES

The missing schedule 3 and 4's forms have been provided and are being reviewed. The final pay app will be submitted once the review is complete.



Monthly Infrastructure Sales Tax Project Report

Large Cap Projects

Data Date: 6/19/2025

Report Date: 6/30/2025

DESCRIPTION/TEAM

Project Title: FY 2019 Street Lighting LED Replacements - Countywide
Project Number: 1627
BCC District: Multiple
Delivery Method: Florida Power and Light
Category: S14-Street Lighting
Status: Construction
Designer: Florida Power and Light
Contractor: Florida Power and Light
Project Manager: May Cheng

SCOPE

These projects replace the high pressure sodium lights with LED lights. Many of the street lights along County roads are owned and maintained by FPL with the County paying all the operation and maintenance costs. FPL will be responsible for final design and installation and the County will reimburse FPL.
IST \$820,000 FY19
IST \$300,000 FY24

PHOTO



SCHEDULE SUMMARY

	Original	Actual
Melaleuca Lane/Greenacres limits to Kirk		
Linton/Military to Jog		
Jog Rd/SR80 to Forest Hill	7/19/2023	7/19/2023
Jog Rd/Gateway to Woolbright	4/30/2024	4/30/2024
Jog Rd/Lake Ida to Old Clint Moore		
Lantana Rd/Turnpike to High Ridge		

PARTICIPATION

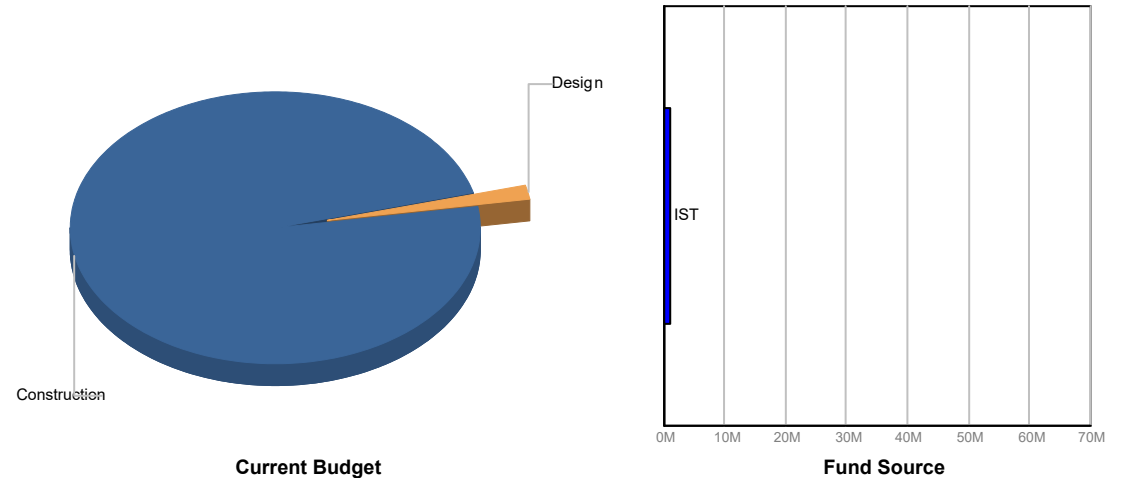
Consultant

SBE N/A
Local N/A

Contractor

SBE N/A
Local N/A

FUNDING



FINANCIAL SUMMARY

	Project Budget	Committed	% Committed	Paid To Date
	A	B	C=B/A	D
Design	\$20,000	\$107	0.54%	\$107
Construction	\$1,100,000	\$1,046,088	95.10%	\$331,566
TOTAL	\$1,120,000	\$1,046,196	93.41%	\$331,673

NOTES

There are 6 street lighting projects (road segments) funded (\$820,000) for conversion in FY 2019. All 6 projects have been forwarded to FPL requesting final design and installation. A Budget Transfer (BT 24-0636) was approved on 6/4/24 that increased the funding by \$300,000. As of 9/1/24, 2 projects have been completed. The result of the lighting conversion to LED will provide a cost savings, better quality illumination and a more desirable environmental light source.



Monthly Infrastructure Sales Tax Project Report

Large Cap Projects

Data Date: 6/19/2025

Report Date: 6/30/2025

DESCRIPTION/TEAM

Project Title: Corkscrew Blvd. over SFWMD Miami Canal
Project Number: 1656
BCC District: 06
Delivery Method: Design CCNA
Category: B08-Bridge Replacements
Status: Design
Designer: Alan Gerwig & Associates
Contractor: TBD
Project Manager: Carlos Bojorge

SCOPE

This project will replace an existing bridge that as built over 70 years ago. The project will improve traffic safety (lane widths, sidewalks, etc.) and improve embankment/slope protection. Note the current bridge is weight restricted.

PHOTO



SCHEDULE SUMMARY

	Original	Actual
Project Start	8/15/2023	8/15/2023
Consultant Procurement Finish	4/1/2024	4/1/2024
Design Start	7/2/2024	8/20/2024
Design Complete	8/1/2026	
Permit Application	7/1/2025	
Permit Issued	8/1/2026	
Construction Start	4/1/2027	
Construction Complete	9/1/2028	

PARTICIPATION

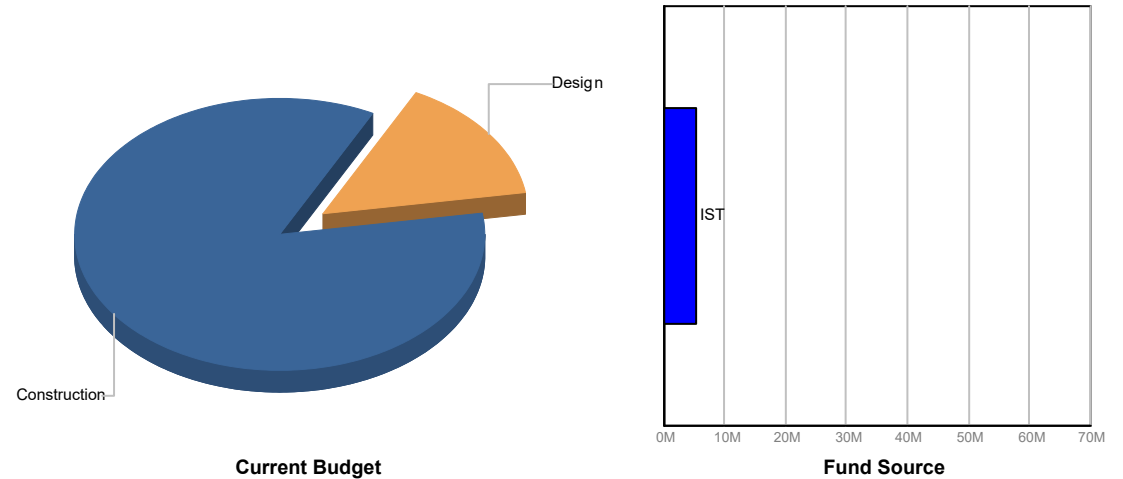
Consultant

SBE 18.9%
Local 100%

Contractor

SBE TBD
Local TBD

FUNDING



FINANCIAL SUMMARY

	Project Budget	Committed	% Committed	Paid To Date
	A	B	C=B/A	D
Design	\$800,000	\$1,437	0.18%	\$1,437
Construction	\$4,575,000	\$392,963	8.59%	\$105,704
TOTAL	\$5,375,000	\$394,400	7.34%	\$107,141

NOTES

The project is funded for design (\$800k) in FY22 and for construction (\$4.575m) in FY25. Design is ongoing (15% complete).



Monthly Infrastructure Sales Tax Project Report

Large Cap Projects

Data Date: 6/19/2025

Report Date: 6/30/2025

DESCRIPTION/TEAM

Project Title: Jupiter Beach Rd. over Branch of ICWW

Project Number: 1657
BCC District: 01
Delivery Method: Design CCNA
Category: B08-Bridge Replacements
Status: Design
Designer: Alan Gerwig & Associates
Contractor: TBD
Project Manager: Maroun Azzi

SCOPE

This project will replace an existing bridge that was built over 60 years ago. The project will improve traffic safety (lane widths, bike lanes, sidewalks, etc.) and improve drainage and embankment/slope protection.

PHOTO



SCHEDULE SUMMARY

	Original	Actual
Project Start	4/1/2022	4/13/2022
Consultant Procurement Finish	2/1/2023	1/10/2023
Design Start	5/1/2023	1/23/2023
Design Complete	12/1/2025	
Construction Start	6/1/2026	
Construction Complete	12/1/2027	

PARTICIPATION

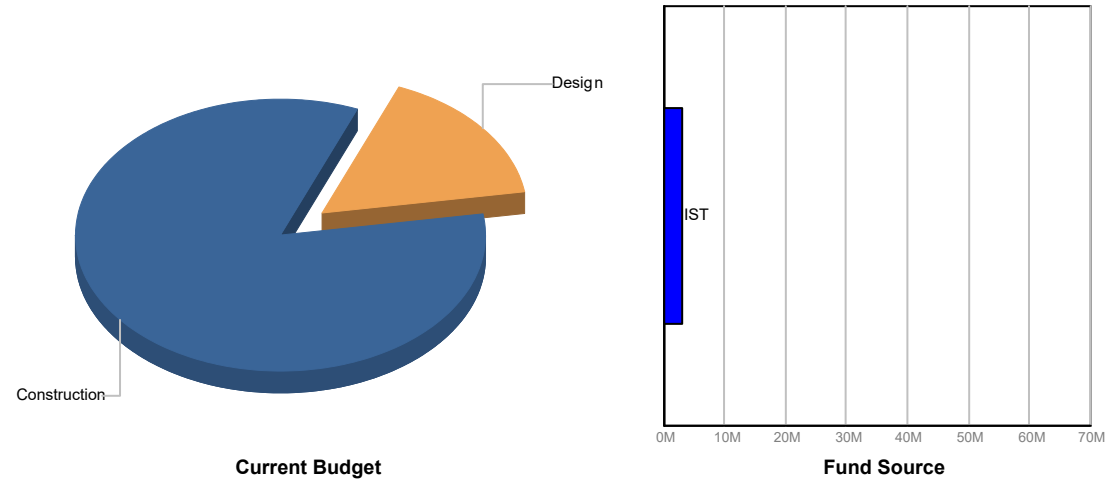
Consultant

SBE 90%
Local 100%

Contractor

SBE TBD
Local TBD

FUNDING



FINANCIAL SUMMARY

	Project Budget	Committed	% Committed	Paid To Date
	A	B	C=B/A	D
Design	\$500,000	\$303,797	60.76%	\$178,209
Construction	\$2,529,000	\$12,311	0.49%	\$12,311
TOTAL	\$3,029,000	\$316,108	10.44%	\$190,520

NOTES

The project is funded for design (\$500k) in FY22 and for construction (\$2.5m) in FY25. Design is ongoing (25% complete)




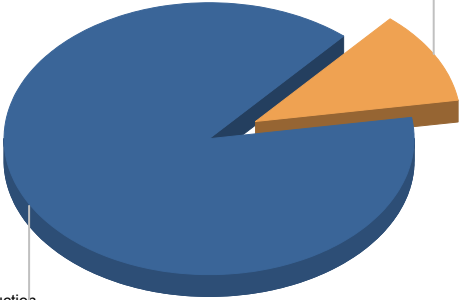
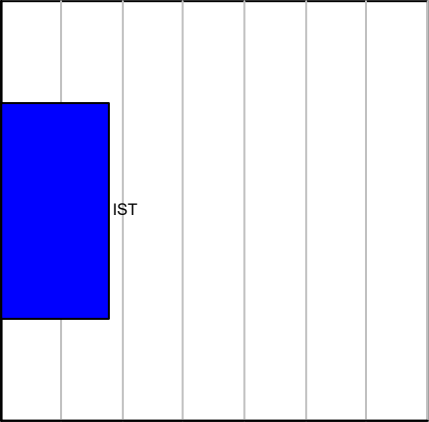
Monthly Infrastructure Sales Tax Project Report

Large Cap Projects

Data Date: 6/19/2025

Report Date: 6/30/2025

DESCRIPTION/TEAM	SCOPE	PHOTO
<p>Project Title: Australian Ave. from Banyan St. to 45th St.</p> <p>Project Number: 1658</p> <p>BCC District: 07</p> <p>Delivery Method: Design CCNA</p> <p>Category: D04-Drainage Improvements</p> <p>Status: Design</p> <p>Designer: HSQ</p> <p>Contractor: TBD (Bid)</p> <p>Project Manager: Maroun Azzi</p>	<p>The project will include drainage improvements (pipd drainage system) and a new paving surface for a wider 4-lane divided section with new pathways on both sides along Australian Avenue from Banyan Blvd. to 45th Street. The work scope may also include replacing the twin bridges over Clear Lake (possible culverts) and replacing the twin bridges over the Carver Canal.</p>	

SCHEDULE SUMMARY	PARTICIPATION	FUNDING																		
<table><thead><tr><th></th><th>Original</th><th>Actual</th></tr></thead><tbody><tr><td>Design Start</td><td>3/1/2022</td><td>4/12/2022</td></tr><tr><td>Design Complete</td><td>6/1/2024</td><td>9/1/2024</td></tr><tr><td>Construction Bid Date</td><td>6/1/2025</td><td></td></tr><tr><td>Construction Start</td><td>10/1/2025</td><td></td></tr><tr><td>Construction Complete</td><td>4/1/2028</td><td></td></tr></tbody></table>		Original	Actual	Design Start	3/1/2022	4/12/2022	Design Complete	6/1/2024	9/1/2024	Construction Bid Date	6/1/2025		Construction Start	10/1/2025		Construction Complete	4/1/2028		<p>Consultant</p> <p>SBE 90.4%</p> <p>Local 100%</p> <p>Contractor</p> <p>SBE TBD</p> <p>Local TBD</p>	<div><p>Design</p><p>Construction</p></div> <div><p>IST</p></div> <p>Current Budget</p> <p>Fund Source</p>
	Original	Actual																		
Design Start	3/1/2022	4/12/2022																		
Design Complete	6/1/2024	9/1/2024																		
Construction Bid Date	6/1/2025																			
Construction Start	10/1/2025																			
Construction Complete	4/1/2028																			

FINANCIAL SUMMARY					NOTES				
	Project Budget	Committed	% Committed	Paid To Date	Design is complete. The bid process and preparation is ongoing. The project is funded for design (\$2m) in FY21 and for construction (\$15.8m) in FY24 and FY25. The total cost of the project is estimated at over \$30m. It is anticipated that a Florida Department of Environmental Protection (FDEP) Resiliency grant of \$13.4m will be received for the project. Project was bid on 12/19/24 but only 1 bid was received. Project will be rebid.				
	A	B	C=B/A	D					
Design	\$2,000,000	\$1,792,586	89.63%	\$1,471,343					
Construction	\$15,800,000	\$3,018,351	19.10%	\$553,031					
TOTAL	\$17,800,000	\$4,810,936	27.03%	\$2,024,373					




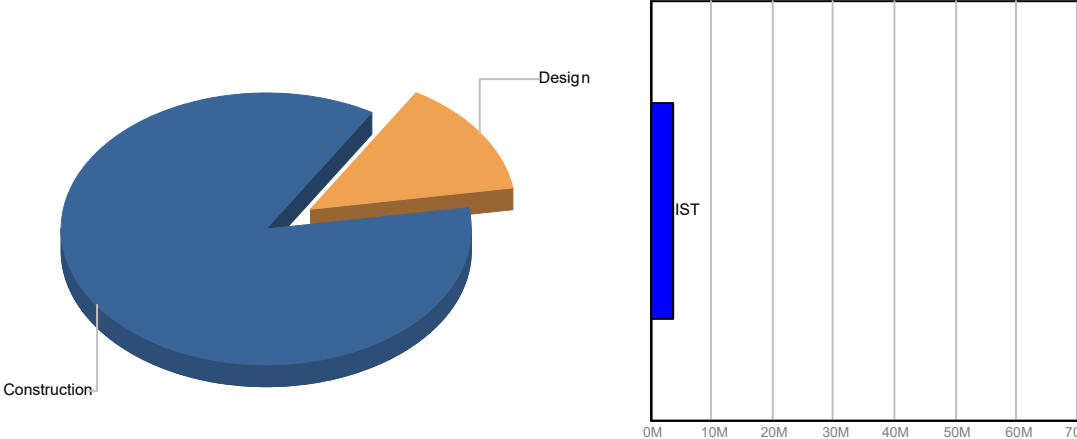
Monthly Infrastructure Sales Tax Project Report

Large Cap Projects

Data Date: 6/19/2025

Report Date: 6/30/2025

DESCRIPTION/TEAM	SCOPE	PHOTO
<p>Project Title: Belvedere Rd canal piping & sidewalk addition (62nd Dr. N. to Haverhill park)</p> <p>Project Number: 1661</p> <p>BCC District: 02</p> <p>Delivery Method: Design CCNA</p> <p>Category: P04-Pathways</p> <p>Status: Design</p> <p>Designer: Keshavarz</p> <p>Contractor: TBD (Bid)</p> <p>Project Manager: Maroun Azzi</p>	<p>This project will add a new sidewalk (SW) on the south side of Belvedere Road from 62nd Dr. N. to the Haverhill park (just east of the E-3 Canal) - connecting to the existing south SW at the park's frontage. The SW may require the piping of Lake Worth Drainage District's (LWDD) L-3 Canal.</p> <p>FY 2021 IST \$500,000</p> <p>FY 2024 IST \$3,100,000</p>	

SCHEDULE SUMMARY	PARTICIPATION	FUNDING																		
<table><tr><th></th><th>Original</th><th>Actual</th></tr><tr><td>Study Complete</td><td>4/20/2025</td><td></td></tr><tr><td>Design Complete</td><td></td><td></td></tr><tr><td>Construction Bid Date</td><td></td><td></td></tr><tr><td>Construction Start</td><td></td><td></td></tr><tr><td>Construction Complete</td><td></td><td></td></tr></table>		Original	Actual	Study Complete	4/20/2025		Design Complete			Construction Bid Date			Construction Start			Construction Complete			<p>Consultant</p> <p>SBE 100%</p> <p>Local 100%</p> <p>Contractor</p> <p>SBE TBD</p> <p>Local TBD</p>	 <p>Current Budget</p> <p>Fund Source</p>
	Original	Actual																		
Study Complete	4/20/2025																			
Design Complete																				
Construction Bid Date																				
Construction Start																				
Construction Complete																				

FINANCIAL SUMMARY					NOTES
	Project Budget	Committed	% Committed	Paid To Date	<p>The project is in the study phase to determine a more precise work scope. The project is funded for design (\$500k) in FY21 and for construction (\$3.1M) in FY24.</p>
	A	B	C=B/A	D	
Design	\$500,000	\$95,021	19.00%	\$86,100	
Construction	\$3,100,000	\$18,231	0.59%	\$18,231	
TOTAL	\$3,600,000	\$113,252	3.15%	\$104,331	




Monthly Infrastructure Sales Tax Project Report

Large Cap Projects

Data Date: 6/19/2025

Report Date: 6/30/2025

DESCRIPTION/TEAM	SCOPE	PHOTO
<p>Project Title: Congress Ave. from Palm Beach Lakes to 45th St.</p> <p>Project Number: 1664</p> <p>BCC District: 07</p> <p>Delivery Method: Annual Construction Contract</p> <p>Category: R04-Resurfacing</p> <p>Status: Close Out</p> <p>Designer: N/A</p> <p>Contractor: Ranger</p> <p>Project Manager: Darren Prainito</p>	<p>Resurfacing 2.6 miles (11.4 lane miles) of Congress Avenue from Palm Beach Lakes Boulevard to 45th Street.</p> <p>FY2021 IST \$1,000,000</p> <p>FY2024 IST \$250,000</p>	

SCHEDULE SUMMARY	PARTICIPATION	FUNDING															
<table><thead><tr><th></th><th>Original</th><th>Actual</th></tr></thead><tbody><tr><td>Milling and Pavement Complete</td><td>12/1/2023</td><td>4/24/2024</td></tr><tr><td>ADA (Curb/Cut Ramps) Complete</td><td>2/14/2024</td><td>10/11/2024</td></tr><tr><td>Traffic Striping Complete</td><td>1/1/2024</td><td>5/24/2024</td></tr><tr><td>Traffic Loops Complete</td><td>4/1/2024</td><td>5/13/2025</td></tr></tbody></table>		Original	Actual	Milling and Pavement Complete	12/1/2023	4/24/2024	ADA (Curb/Cut Ramps) Complete	2/14/2024	10/11/2024	Traffic Striping Complete	1/1/2024	5/24/2024	Traffic Loops Complete	4/1/2024	5/13/2025	<p>Consultant</p> <p>SBE N/A</p> <p>Local N/A</p> <p>Contractor</p> <p>SBE 20.6%</p> <p>Local 100%</p>	<div><div></div><div>IST</div><div>0M10M20M30M40M50M60M70M</div></div> <div><div>Construction</div><div>Current Budget</div></div>
	Original	Actual															
Milling and Pavement Complete	12/1/2023	4/24/2024															
ADA (Curb/Cut Ramps) Complete	2/14/2024	10/11/2024															
Traffic Striping Complete	1/1/2024	5/24/2024															
Traffic Loops Complete	4/1/2024	5/13/2025															

FINANCIAL SUMMARY					NOTES
	Project Budget	Committed	% Committed	Paid To Date	Work is complete. A Type 1 transfer to sweep the remaining balance of the project to reserves is forthcoming.
	A	B	C=B/A	D	
Construction	\$1,250,000	\$921,793	73.74%	\$921,793	
TOTAL	\$1,250,000	\$921,793	73.74%	\$921,793	




Monthly Infrastructure Sales Tax Project Report

Large Cap Projects

Data Date: 6/19/2025

Report Date: 6/30/2025

DESCRIPTION/TEAM	SCOPE	PHOTO
<p>Project Title: Garden Rd. from Bee Line Hwy. to Investment Ln.</p> <p>Project Number: 1672</p> <p>BCC District: 07</p> <p>Delivery Method: Annual Construction Contract</p> <p>Category: R04-Resurfacing</p> <p>Status: Construction</p> <p>Designer: N/A</p> <p>Contractor: Hinterland</p> <p>Project Manager: Darren Prainito</p>	<p>Resurfacing 1.9 miles (3.8 lane miles) of Garden Road from Bee Line Hwy. to Investment Lane. There are three existing 60" drainage culverts crossing under Garden Road at the EPB-6 Canal that are in disrepair and need to be lined.</p> <p>FY 2021 IST \$300,000</p> <p>FY 2022 IST \$700,000</p>	

SCHEDULE SUMMARY	PARTICIPATION	FUNDING																		
<table><thead><tr><th></th><th>Original</th><th>Actual</th></tr></thead><tbody><tr><td>Drainage Repair Complete</td><td>12/1/2024</td><td>1/31/2025</td></tr><tr><td>Milling and Pavement Complete</td><td>6/1/2025</td><td></td></tr><tr><td>Traffic Striping Complete</td><td>8/1/2025</td><td></td></tr><tr><td>Traffic Loops Complete</td><td>9/1/2025</td><td></td></tr><tr><td>ADA (Curb/Cut Ramps) Complete</td><td>9/1/2025</td><td></td></tr></tbody></table>		Original	Actual	Drainage Repair Complete	12/1/2024	1/31/2025	Milling and Pavement Complete	6/1/2025		Traffic Striping Complete	8/1/2025		Traffic Loops Complete	9/1/2025		ADA (Curb/Cut Ramps) Complete	9/1/2025		<p>Consultant</p> <p>SBE N/A</p> <p>Local N/A</p> <p>Contractor</p> <p>SBE 15%</p> <p>Local 100%</p>	<div><div></div><div>IST</div><div>0M10M20M30M40M50M60M70M</div></div> <p>Current Budget</p> <p>Fund Source</p>
	Original	Actual																		
Drainage Repair Complete	12/1/2024	1/31/2025																		
Milling and Pavement Complete	6/1/2025																			
Traffic Striping Complete	8/1/2025																			
Traffic Loops Complete	9/1/2025																			
ADA (Curb/Cut Ramps) Complete	9/1/2025																			

FINANCIAL SUMMARY					NOTES
	Project Budget	Committed	% Committed	Paid To Date	Outstanding work includes milling and paving, updating ADA ramps, restriping the road, and replacing traffic loops.
	A	B	C=B/A	D	
Construction	\$1,000,000	\$967,088	96.71%	\$710,088	
TOTAL	\$1,000,000	\$967,088	96.71%	\$710,088	



Monthly Infrastructure Sales Tax Project Report

Large Cap Projects

Data Date: 6/19/2025

Report Date: 6/30/2025

DESCRIPTION/TEAM

Project Title: Countywide Street Lighting FY21 (frmlly Military Trl (L.W. to Clint Moore))

Project Number: 1680

BCC District: CW

Delivery Method: Florida Power and Light

Category: S14-Street Lighting

Status: Construction

Designer: Florida Power & Light

Contractor: Florida Power & Light

Project Manager: May Cheng

SCOPE

These projects will replace the high pressure sodium street lights with LED lights. Many of the street lights along County roads are owned and maintained by Florida Power and Light (FPL) with the County paying all the operation and maintenance costs (including power). FPL will be responsible for the final design and installation to convert the street lighting to the newer LED technology, and the County will reimburse FPL all applicable conversion costs. The result will provide a cost savings, better quality illumination, and a more desirable environmental light source.

PHOTO



SCHEDULE SUMMARY

	Original	Actual
Jog/Okeechobee to Belvedere		
Military/Northlake to Leo Lane		
SW 18th/SR7 to Turnpike		
Lake Worth Rd/SR7 to Jog		
Lyons/Clint Moore to Broward County Lin		
Military/Okeechobee to Lake Worth Rd		
Palmetto Park/University to Military		
Military/Lake Worth to Clint Moore		

PARTICIPATION

Consultant

SBE N/A

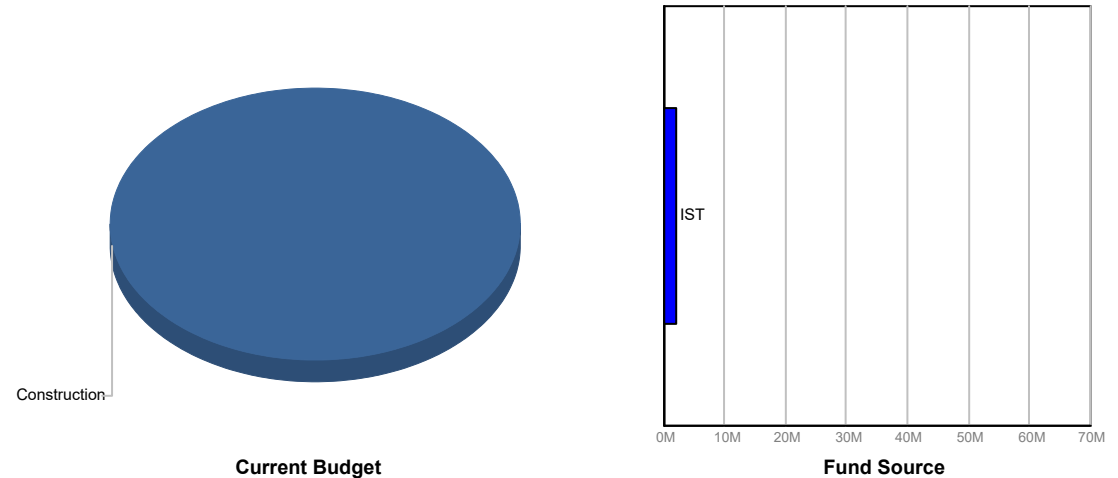
Local N/A

Contractor

SBE N/A

Local N/A

FUNDING



FINANCIAL SUMMARY

	Project Budget	Committed	% Committed	Paid To Date
	A	B	C=B/A	D
Construction	\$2,180,000	\$539,189	24.73%	\$240,593
TOTAL	\$2,180,000	\$539,189	24.73%	\$240,593

NOTES

There are 8 street lighting projects (road segments) funded (\$2,180,000) for conversion in FY 2021. All 8 projects have been forwarded to FPL requesting final design and installation.




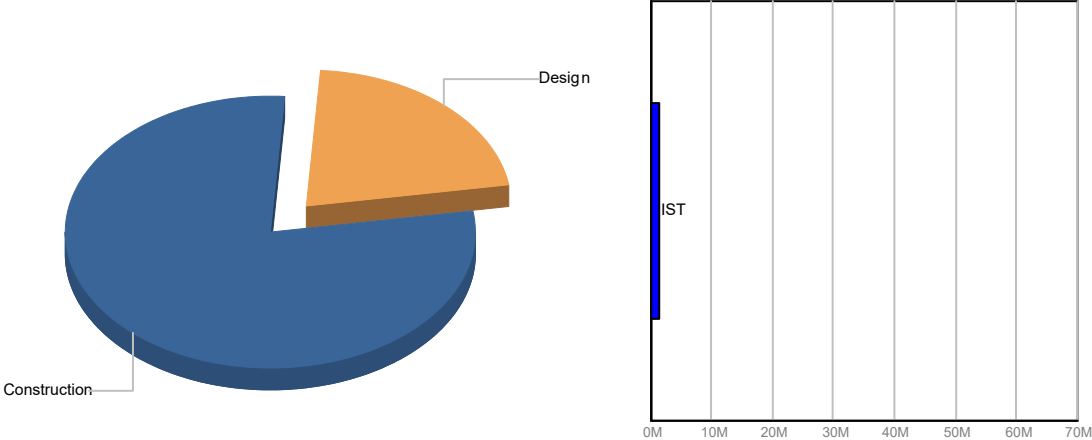
Monthly Infrastructure Sales Tax Project Report

Large Cap Projects

Data Date: 6/19/2025

Report Date: 6/30/2025

DESCRIPTION/TEAM	SCOPE	PHOTO
<p>Project Title: Belvedere Rd. Canal Piping</p> <p>Project Number: 1690</p> <p>BCC District: 02</p> <p>Delivery Method: Design CCNA</p> <p>Category: B02-Belvedere Rd. Canal Piping</p> <p>Status: Design</p> <p>Designer: Keith</p> <p>Contractor: TBD (Bid)</p> <p>Project Manager: Maroun Azzi</p>	<p>This project will pipe a portion of a drainage ditch that runs along Belvedere Road and Troy Boulevard - adjacent to Palm Beach International Airport. The embankment area for the ditch is small and difficult to maintain. The undermining of this area continues and compromises the integrity of the sidewalk and road. Piping of the ditch is necessary to properly protect the road and sidewalk.</p> <p>FY2022 IST \$300,000</p> <p>FY2024 IST \$1,100,000</p>	

SCHEDULE SUMMARY	PARTICIPATION	FUNDING																		
<table><thead><tr><th></th><th>Original</th><th>Actual</th></tr></thead><tbody><tr><td>Study Complete</td><td>9/1/2023</td><td>12/1/2023</td></tr><tr><td>Design Complete</td><td>6/1/2025</td><td>2/1/2025</td></tr><tr><td>Construction Bid Date</td><td>5/27/2025</td><td>6/3/2025</td></tr><tr><td>Construction Start</td><td>12/1/2025</td><td></td></tr><tr><td>Construction Complete</td><td>12/1/2026</td><td></td></tr></tbody></table>		Original	Actual	Study Complete	9/1/2023	12/1/2023	Design Complete	6/1/2025	2/1/2025	Construction Bid Date	5/27/2025	6/3/2025	Construction Start	12/1/2025		Construction Complete	12/1/2026		<p>Consultant</p> <p>SBE 54%</p> <p>Local 100%</p> <p>Contractor</p> <p>SBE TBD</p> <p>Local TBD</p>	 <p>Current Budget</p> <p>Fund Source</p>
	Original	Actual																		
Study Complete	9/1/2023	12/1/2023																		
Design Complete	6/1/2025	2/1/2025																		
Construction Bid Date	5/27/2025	6/3/2025																		
Construction Start	12/1/2025																			
Construction Complete	12/1/2026																			

FINANCIAL SUMMARY					NOTES
	Project Budget	Committed	% Committed	Paid To Date	<p>The project is funded with 5-Year Road Program funding and IST funding. Design (using IST funds) is complete. The project was bid on 6/3/25 with apparent low bid of \$2.6m. The IST partially funds the construction of the project at \$1.1m in FY24.</p>
	A	B	C=B/A	D	
Design	\$300,000	\$85,971	28.66%	\$82,886	
Construction	\$1,100,000	\$0	0.00%	\$0	
TOTAL	\$1,400,000	\$85,971	6.14%	\$82,886	



Monthly Infrastructure Sales Tax Project Report

Large Cap Projects

Data Date: 6/19/2025

Report Date: 6/30/2025

DESCRIPTION/TEAM

Project Title: Barwick Rd. over LWDD Lat. 30 Canal (934455)
Project Number: 1691
BCC District: 04
Delivery Method: Design CCNA
Category: B04-Bridge Modifications
Status: Design
Designer: Alan Gerwig & Associates
Contractor: TBD
Project Manager: Kristine Frazelle-Smith

SCOPE

This project will replace an existing bridge that was built over 60 years ago. The project will improve traffic safety (lane widths, bike lanes, sidewalks, etc.) and improve drainage and embankment/slope protection.

PHOTO



SCHEDULE SUMMARY

	Original	Actual
Project Start	7/1/2023	7/1/2023
Consultant Procurement Finish	12/5/2023	12/5/2023
Design Start	12/12/2023	12/12/2023
Design Complete	10/1/2026	
Permit Application	4/1/2026	
Permit Issued	11/1/2026	
Construction Start	5/14/2027	
Construction Complete	5/14/2028	

PARTICIPATION

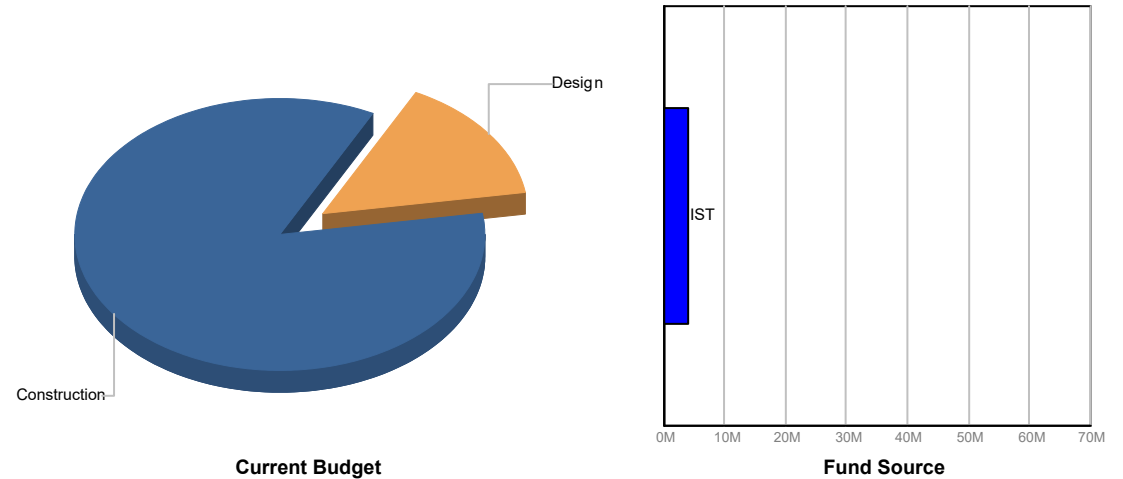
Consultant

SBE 98%
Local 100%

Contractor

SBE TBD
Local TBD

FUNDING



Current Budget

Fund Source

FINANCIAL SUMMARY

	Project Budget	Committed	% Committed	Paid To Date
	A	B	C=B/A	D
Design	\$600,000	\$395,873	65.98%	\$183,904
Construction	\$3,370,000	\$27,835	0.83%	\$0
TOTAL	\$3,970,000	\$423,708	10.67%	\$183,904

NOTES

The project is funded for design (\$600k) in FY22 and for construction (\$3.37m) in FY26. Design is ongoing (30% complete). The scheduled dates have been revised to depict design, utility and permitting delays.



Monthly Infrastructure Sales Tax Project Report

Large Cap Projects

Data Date: 6/19/2025

Report Date: 6/30/2025

DESCRIPTION/TEAM

Project Title: Summit Blvd. over C-51 Canal (934201)

Project Number: 1693
BCC District: 03
Delivery Method: Design CCNA
Category: B08-Bridge Replacements
Status: Design
Designer: Consor Engineers, LLC
Contractor: TBD
Project Manager: Maroun Azzi

SCOPE

This project will replace an existing bridge that was built over 50 years ago. The project will improve traffic safety (lane widths, bike lanes, sidewalks, etc.) and improve drainage and embankment/slope protection. The project will also add a left turn lane servicing the adjacent school on the NE quadrant.

PHOTO



SCHEDULE SUMMARY

	Original	Actual
Project Start	3/1/2022	3/1/2022
Consultant Procurement Finish	12/1/2022	12/1/2022
Design Start	4/1/2023	3/14/2023
Design Complete	6/1/2026	
Permit Application	1/1/2025	
Permit Issued	6/1/2026	
Construction Start	12/1/2026	
Construction Complete	1/1/2029	

PARTICIPATION

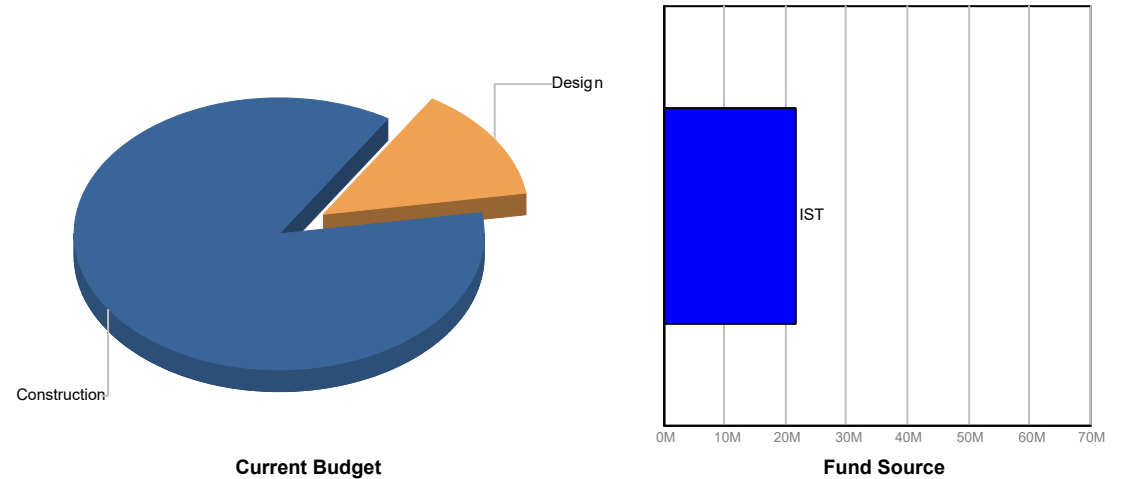
Consultant

SBE 40%
Local 100%

Contractor

SBE TBD
Local TBD

FUNDING



FINANCIAL SUMMARY

	Project Budget	Committed	% Committed	Paid To Date
	A	B	C=B/A	D
Design	\$3,000,000	\$802,772	26.76%	\$681,660
Construction	\$18,863,000	\$33,529	0.18%	\$35,593
TOTAL	\$21,863,000	\$836,301	3.83%	\$717,253

NOTES

The project is funded for design (\$3m) in FY22 and for construction (\$18.863m) in FY27. Design is ongoing (25% complete).




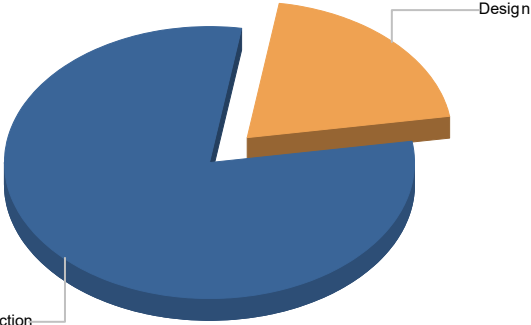
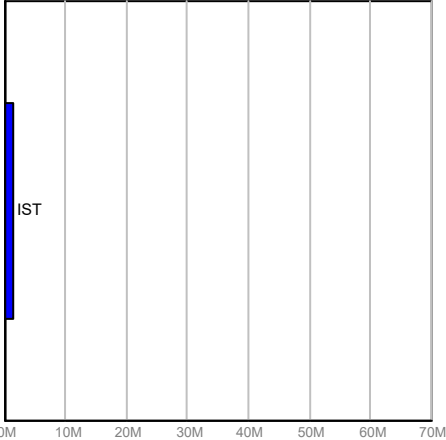
Monthly Infrastructure Sales Tax Project Report

Large Cap Projects

Data Date: 6/19/2025

Report Date: 6/30/2025

DESCRIPTION/TEAM	SCOPE	PHOTO
<p>Project Title: Seminole Colony east (Okeechobee/Military)</p> <p>Project Number: 1694</p> <p>BCC District: 07</p> <p>Delivery Method: Design CCNA</p> <p>Category: D04-Drainage Improvements</p> <p>Status: Design</p> <p>Designer: Masse Consulting Services</p> <p>Contractor: TBD</p> <p>Project Manager: Carlos Bojorge</p>	<p>The project will include drainage improvements along Seminole Colony East (Spafford Avenue, Scott Avenue, Indian Road, and Gardenia Street) just north of Okeechobee Boulevard.</p>	

SCHEDULE SUMMARY	PARTICIPATION	FUNDING																		
<table><tr><th></th><th>Original</th><th>Actual</th></tr><tr><td>Design Start</td><td>4/1/2023</td><td>4/1/2023</td></tr><tr><td>Design Complete</td><td>12/1/2025</td><td></td></tr><tr><td>Construction Bid Date</td><td>3/1/2026</td><td></td></tr><tr><td>Construction Start</td><td>7/1/2026</td><td></td></tr><tr><td>Construction Complete</td><td>7/1/2027</td><td></td></tr></table>		Original	Actual	Design Start	4/1/2023	4/1/2023	Design Complete	12/1/2025		Construction Bid Date	3/1/2026		Construction Start	7/1/2026		Construction Complete	7/1/2027		<p>Consultant</p> <p>SBE 94.6%</p> <p>Local 100%</p> <p>Contractor</p> <p>SBE TBD</p> <p>Local TBD</p>	  <p>Current Budget</p> <p>Fund Source</p>
	Original	Actual																		
Design Start	4/1/2023	4/1/2023																		
Design Complete	12/1/2025																			
Construction Bid Date	3/1/2026																			
Construction Start	7/1/2026																			
Construction Complete	7/1/2027																			

FINANCIAL SUMMARY					NOTES
	Project Budget	Committed	% Committed	Paid To Date	<p>Design is ongoing (65% complete). The project is funded for design (\$300k) in FY22 and for construction (\$1.2m) in FY24.</p>
	A	B	C=B/A	D	
Design	\$300,000	\$296,217	98.74%	\$239,688	
Construction	\$1,200,000	\$13,355	1.11%	\$13,355	
TOTAL	\$1,500,000	\$309,572	20.64%	\$253,042	




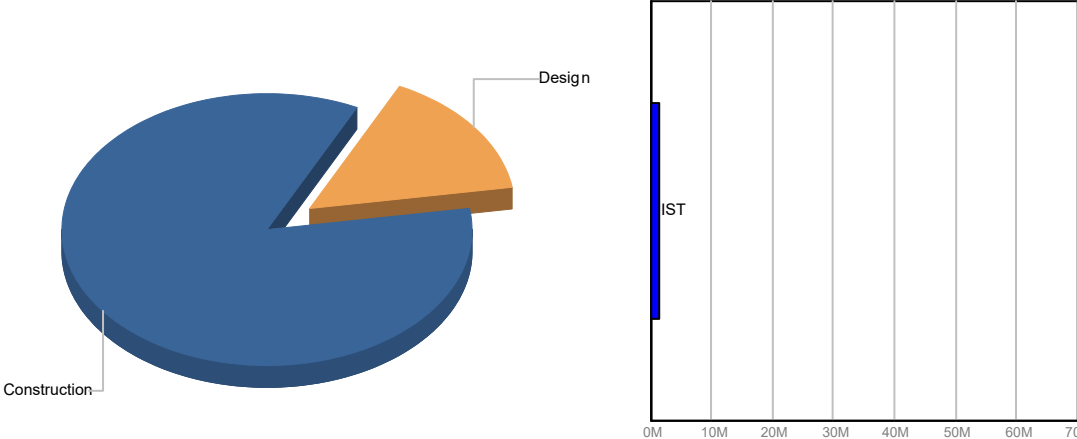
Monthly Infrastructure Sales Tax Project Report

Large Cap Projects

Data Date: 6/19/2025

Report Date: 6/30/2025

DESCRIPTION/TEAM	SCOPE	PHOTO
<p>Project Title: Seminole Colony west (Okeechobee/Military)</p> <p>Project Number: 1695</p> <p>BCC District: 07</p> <p>Delivery Method: Design CCNA</p> <p>Category: D04-Drainage Improvements</p> <p>Status: Design</p> <p>Designer: Mock Roos</p> <p>Contractor: TBD</p> <p>Project Manager: Carlos Bojorge</p>	<p>The project will include drainage improvements along Seminole Colony West just north of Okeechobee Boulevard and east of Military Trail. The improvement anticipates piping an existing ditch from the south termini (starting around Schall Rd. and Gardenia St. - if both were extended) to the outfall into the PBCID-EPB-E 11-S Canal.</p>	

SCHEDULE SUMMARY	PARTICIPATION	FUNDING																		
<table><thead><tr><th></th><th>Original</th><th>Actual</th></tr></thead><tbody><tr><td>Design Start</td><td>10/1/2023</td><td>9/1/2023</td></tr><tr><td>Design Complete</td><td>4/1/2025</td><td>4/1/2025</td></tr><tr><td>Construction Bid Date</td><td>8/1/2025</td><td></td></tr><tr><td>Construction Start</td><td>11/1/2025</td><td></td></tr><tr><td>Construction Complete</td><td>12/1/2026</td><td></td></tr></tbody></table>		Original	Actual	Design Start	10/1/2023	9/1/2023	Design Complete	4/1/2025	4/1/2025	Construction Bid Date	8/1/2025		Construction Start	11/1/2025		Construction Complete	12/1/2026		<p>Consultant</p> <p>SBE 23.2%</p> <p>Local 100%</p> <p>Contractor</p> <p>SBE TBD</p> <p>Local TBD</p>	 <p>Current Budget</p> <p>Fund Source</p>
	Original	Actual																		
Design Start	10/1/2023	9/1/2023																		
Design Complete	4/1/2025	4/1/2025																		
Construction Bid Date	8/1/2025																			
Construction Start	11/1/2025																			
Construction Complete	12/1/2026																			

FINANCIAL SUMMARY					NOTES
	Project Budget	Committed	% Committed	Paid To Date	Design complete. The project is funded for design (\$200k) in FY22 and for construction (\$1.1m) in FY24.
	A	B	C=B/A	D	
Design	\$200,000	\$148,985	74.49%	\$123,036	
Construction	\$1,100,000	\$7,133	0.65%	\$7,133	
TOTAL	\$1,300,000	\$156,118	12.01%	\$130,168	




Monthly Infrastructure Sales Tax Project Report

Large Cap Projects

Data Date: 6/19/2025

Report Date: 6/30/2025

DESCRIPTION/TEAM	SCOPE	PHOTO
<p>Project Title: Palmetto Park Rd. from Glades Rd. to Crawford Blvd.</p> <p>Project Number: 1697</p> <p>BCC District: Multiple</p> <p>Delivery Method: Annual Construction Contract</p> <p>Category: R04-Resurfacing</p> <p>Status: Construction</p> <p>Designer: N/A</p> <p>Contractor: Ranger Construction Industries, Inc.</p> <p>Project Manager: Thomas Coppini</p>	<p>Resurfacing 10 miles (51.8 lane miles) of Palmetto Park Road from Glades Road to Crawford Boulevard (SW 3rd Ave.)</p> <p>FY 2022 IST \$4,800,000.</p>	

SCHEDULE SUMMARY	PARTICIPATION	FUNDING															
<table><thead><tr><th></th><th>Original</th><th>Actual</th></tr></thead><tbody><tr><td>Milling and Pavement Complete</td><td>12/1/2025</td><td></td></tr><tr><td>ADA (Curb/Cut Ramps) Complete</td><td>3/1/2026</td><td></td></tr><tr><td>Traffic Striping Complete</td><td>1/15/2026</td><td></td></tr><tr><td>Traffic Loops Complete</td><td>6/1/2026</td><td></td></tr></tbody></table>		Original	Actual	Milling and Pavement Complete	12/1/2025		ADA (Curb/Cut Ramps) Complete	3/1/2026		Traffic Striping Complete	1/15/2026		Traffic Loops Complete	6/1/2026		<p>Consultant</p> <p>SBE N/A</p> <p>Local N/A</p> <p>Contractor</p> <p>SBE 15%</p> <p>Local 100%</p>	<div><div></div><div>IST</div><div>0M10M20M30M40M50M60M70M</div></div> <p>Current Budget</p> <p>Fund Source</p>
	Original	Actual															
Milling and Pavement Complete	12/1/2025																
ADA (Curb/Cut Ramps) Complete	3/1/2026																
Traffic Striping Complete	1/15/2026																
Traffic Loops Complete	6/1/2026																

FINANCIAL SUMMARY					NOTES
	Project Budget	Committed	% Committed	Paid To Date	<p>All of the resurfacing (RSF) work west of I-95 is complete. The RSF work east of I-95 (to Crawford) was delayed due to the bridge replacement project at the E-4 (El Rio) Canal.</p>
	A	B	C=B/A	D	
Construction	\$4,800,000	\$4,785,712	99.70%	\$4,139,239	
TOTAL	\$4,800,000	\$4,785,712	99.70%	\$4,139,239	




Monthly Infrastructure Sales Tax Project Report

Large Cap Projects

Data Date: 6/19/2025

Report Date: 6/30/2025

DESCRIPTION/TEAM	SCOPE	PHOTO
<p>Project Title: Lantana Road & Congress Avenue</p> <p>Project Number: 1714</p> <p>BCC District: Multiple</p> <p>Delivery Method: Design CCNA</p> <p>Category: S08-Signals and Signal Systems</p> <p>Status: Design</p> <p>Designer: Propel Engineering, Inc.</p> <p>Contractor: TBD</p> <p>Project Manager: Fattoush Jafar</p>	<p>This project will replace the existing span-wire signal system with a mast arm signal system.</p> <p>FY 2022 IST \$150,000</p> <p>FY 2023 IST \$500,000</p> <p>FY 2025 IST \$400,000</p>	

SCHEDULE SUMMARY	PARTICIPATION	FUNDING															
<table><thead><tr><th></th><th>Original</th><th>Actual</th></tr></thead><tbody><tr><td>Design NTP Issued</td><td>12/15/2021</td><td>12/15/2021</td></tr><tr><td>Design Complete</td><td>6/21/2025</td><td></td></tr><tr><td>Construction Start</td><td>11/1/2025</td><td></td></tr><tr><td>Construction Complete</td><td>11/1/2026</td><td></td></tr></tbody></table>		Original	Actual	Design NTP Issued	12/15/2021	12/15/2021	Design Complete	6/21/2025		Construction Start	11/1/2025		Construction Complete	11/1/2026		<p>Consultant</p> <p>SBE 92%</p> <p>Local 100%</p> <p>Contractor</p> <p>SBE TBD</p> <p>Local TBD</p>	<div><div></div><div>IST</div><div>Construction</div><div>Current Budget</div><div>Fund Source</div></div>
	Original	Actual															
Design NTP Issued	12/15/2021	12/15/2021															
Design Complete	6/21/2025																
Construction Start	11/1/2025																
Construction Complete	11/1/2026																

FINANCIAL SUMMARY					NOTES
	Project Budget	Committed	% Committed	Paid To Date	Design is ongoing (95% complete). A Budget Transfer (BT 25-0387) was approved on 3/11/25 that increased the funding by \$400,000.
	A	B	C=B/A	D	
Construction	\$1,050,000	\$149,286	14.22%	\$125,364	
TOTAL	\$1,050,000	\$149,286	14.22%	\$125,364	



Monthly Infrastructure Sales Tax Project Report

Large Cap Projects

Data Date: 6/19/2025

Report Date: 6/30/2025

DESCRIPTION/TEAM

Project Title: Lake Lytal Aquatic Center Replace Public Aquatic Facility

Project Number: 17218

BCC District: 03

Delivery Method: Construction Management at Risk

Category: A02-Aquatic Facility Repair and Replacement

Status: Design

Designer: Harvard Jolly, Inc.

Contractor: Kauffman Lynn/ Hedrick Brothers

Project Manager: Rich Carlton

SCOPE

The project entails constructing a new multi-phase Aquatic Complex mainly on undeveloped land along Kirk Rd. within Lake Lytal Park. The existing Pool Facility is to be demolished once the new aquatic center is opened to the public. The major components of the new Aquatic Complex will be a 70 Meter competition pool with dive well, a family water play area, 6-lane warm-up pool, flow riders, slides and building amenities such as restrooms, lockers, concession stand.

FY 2017 IST - \$4,000,000
FY 2018 IST - \$2,000,000
FY 2023 IST - \$6,152,500
FY 2024 IST - \$18,393,368

PHOTO



SCHEDULE SUMMARY

	Original	Actual
Project Start	4/19/2018	4/19/2018
Design Start (Master Plan)	7/10/2018	7/10/2018
Design Start (Aquatic Center)	11/20/2018	5/1/2023
Construction Start	7/1/2019	3/25/2024
Substantial Completion	7/1/2020	
Project Completion	9/1/2020	

PARTICIPATION

Consultant

SBE 30%

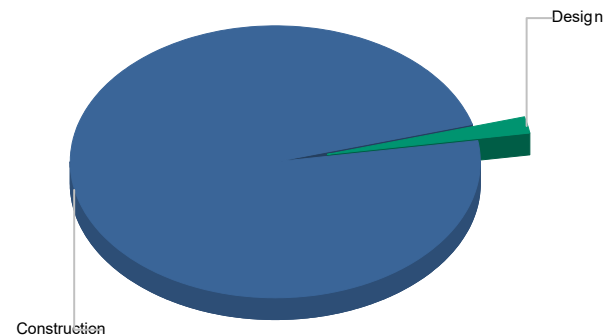
Local 100%

Contractor

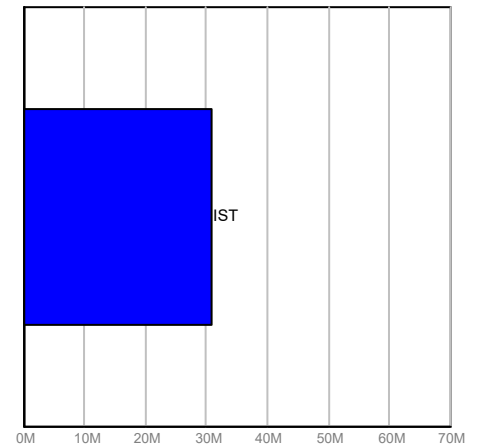
SBE 24.66%

Local N/A

FUNDING



Current Budget



Fund Source

FINANCIAL SUMMARY

	Project Budget	Committed	% Committed	Paid To Date
	A	B	C=B/A	D
Design	\$564,766	\$781,304	138.34%	\$407,117
Construction	\$30,199,635	\$11,661,465	38.61%	\$10,432,003
Furniture, Fixtures & Equipment	\$0	\$282	0.00%	\$282
Other	\$0	\$37,316	0.00%	\$37,316
Contingency	\$0	\$0	0.00%	\$0
TOTAL	\$30,764,401	\$12,480,367	40.57%	\$10,876,718

NOTES

Phase 1 (site work) is complete. Phase 2 (site infrastructure), including YMCA storm structures, water, and fire systems, has also been completed. Sewer system completion is expected by mid-June, and all site electrical is now active. The Phase 3 (vertical construction) GMP contract proposal, including the Aquatic Play Zone area, remains under review, with early September as the target for BCC approval. Project budget projections have been provided, and additional funding has been favorably recommended by the IST Independent Citizen Oversight Committee to complete the project. BCC consideration of the GMP and additional funding will occur concurrently.



Monthly Infrastructure Sales Tax Project Report

Large Cap Projects

Data Date: 6/19/2025

Report Date: 6/30/2025

DESCRIPTION/TEAM

Project Title: East Ocean Ave. (C-812) over Hypoluxo Island Lagoon (934347)

Project Number: 1728

BCC District: 04

Delivery Method: Design CCNA

Category: B04-Bridge Modifications

Status: Design

Designer: Scalar

Contractor: TBD

Project Manager: Kristine Frazelle-Smith

SCOPE

This project will replace an existing bridge that was built over 35 years ago. The project will improve traffic safety (lane widths, bike lanes, sidewalks, etc.) and improve drainage and embankment/slope protection.

PHOTO



SCHEDULE SUMMARY

	Original	Actual
Project Start	9/1/2023	9/1/2023
Consultant Procurement Finish	1/23/2024	1/23/2024
Design Start	2/1/2024	2/1/2024
Design Complete	6/1/2026	
Permit Application	4/1/2025	
Permit Issued	6/1/2026	
Construction Start	12/1/2026	
Construction Complete	2/1/2028	

PARTICIPATION

Consultant

SBE 12.4%

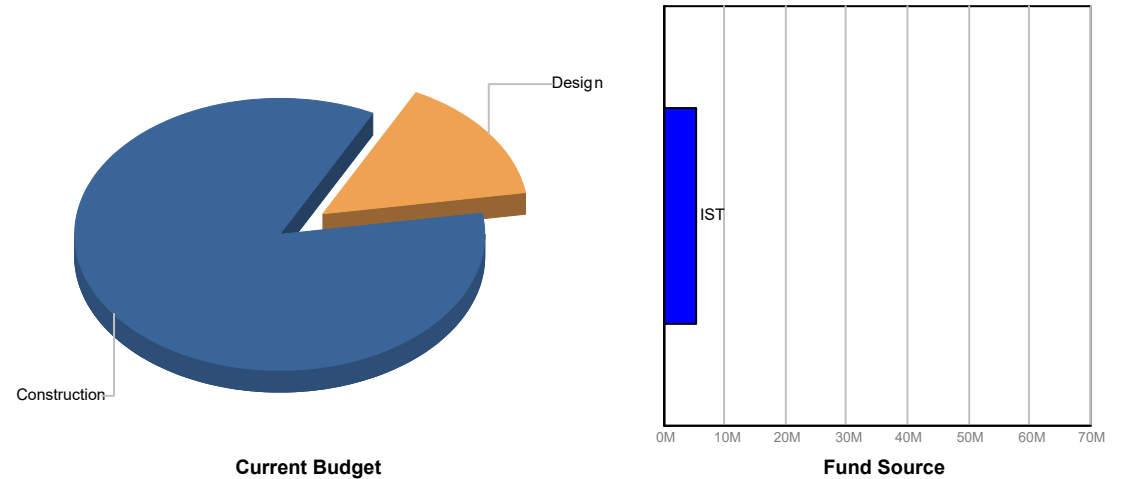
Local 100%

Contractor

SBE TBD

Local TBD

FUNDING



FINANCIAL SUMMARY

	Project Budget	Committed	% Committed	Paid To Date
	A	B	C=B/A	D
Design	\$800,000	\$555	0.07%	\$555
Construction	\$4,582,000	\$479,359	10.46%	\$191,780
TOTAL	\$5,382,000	\$479,915	8.92%	\$192,335

NOTES

The project is funded for design (\$800k) in FY23 and for construction (\$4.582m) in FY26. Design is ongoing (15% complete).




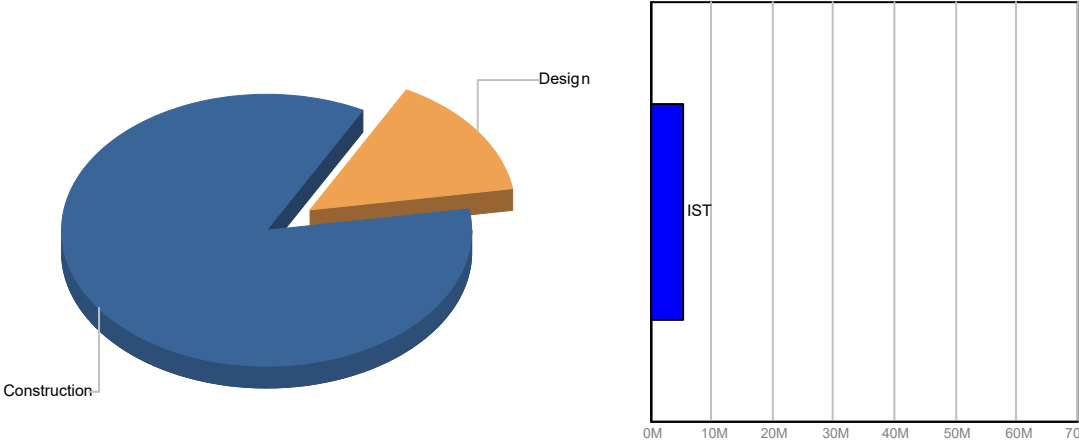
Monthly Infrastructure Sales Tax Project Report

Large Cap Projects

Data Date: 6/19/2025

Report Date: 6/30/2025

DESCRIPTION/TEAM	SCOPE	PHOTO
<p>Project Title: Duda Rd. over SFWMD Lat. 14 Canal (Hillsboro Canal) (934519)</p> <p>Project Number: 1729</p> <p>BCC District: 06</p> <p>Delivery Method: Design CCNA</p> <p>Category: B08-Bridge Replacements</p> <p>Status: Design</p> <p>Designer: R.J. Behar</p> <p>Contractor: TBD</p> <p>Project Manager: Carlos Bojorge</p>	<p>This project will replace an existing bridge that was built over 70 years ago. The project will improve traffic safety (lane widths, sidewalks, etc.) and improve embankment/slope protection.</p>	

SCHEDULE SUMMARY	PARTICIPATION	FUNDING																											
<table><thead><tr><th></th><th>Original</th><th>Actual</th></tr></thead><tbody><tr><td>Project Start</td><td>11/1/2022</td><td>11/1/2022</td></tr><tr><td>Consultant Procurement Finish</td><td>4/1/2024</td><td>4/1/2024</td></tr><tr><td>Design Start</td><td>6/11/2024</td><td>6/11/2024</td></tr><tr><td>Design Complete</td><td>12/1/2026</td><td></td></tr><tr><td>Permit Application</td><td>12/1/2025</td><td></td></tr><tr><td>Permit Issued</td><td>12/1/2026</td><td></td></tr><tr><td>Construction Start</td><td>6/1/2027</td><td></td></tr><tr><td>Construction Complete</td><td>4/1/2029</td><td></td></tr></tbody></table>		Original	Actual	Project Start	11/1/2022	11/1/2022	Consultant Procurement Finish	4/1/2024	4/1/2024	Design Start	6/11/2024	6/11/2024	Design Complete	12/1/2026		Permit Application	12/1/2025		Permit Issued	12/1/2026		Construction Start	6/1/2027		Construction Complete	4/1/2029		<p>Consultant</p> <p>SBE 23%</p> <p>Local 100%</p> <p>Contractor</p> <p>SBE TBD</p> <p>Local TBD</p>	 <p>Current Budget</p> <p>Fund Source</p>
	Original	Actual																											
Project Start	11/1/2022	11/1/2022																											
Consultant Procurement Finish	4/1/2024	4/1/2024																											
Design Start	6/11/2024	6/11/2024																											
Design Complete	12/1/2026																												
Permit Application	12/1/2025																												
Permit Issued	12/1/2026																												
Construction Start	6/1/2027																												
Construction Complete	4/1/2029																												

FINANCIAL SUMMARY					NOTES
	Project Budget	Committed	% Committed	Paid To Date	<p>The project is funded for design (\$800k) in FY23 and for construction (\$4.667m) in FY27. Design is ongoing (10% complete).</p>
	A	B	C=B/A	D	
Design	\$800,000	\$0	0.00%	\$0	
Construction	\$4,667,000	\$486,278	10.42%	\$67,422	
TOTAL	\$5,467,000	\$486,278	8.89%	\$67,422	




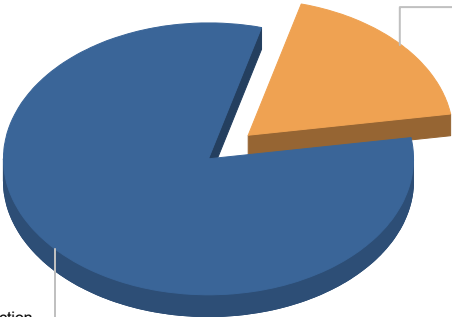
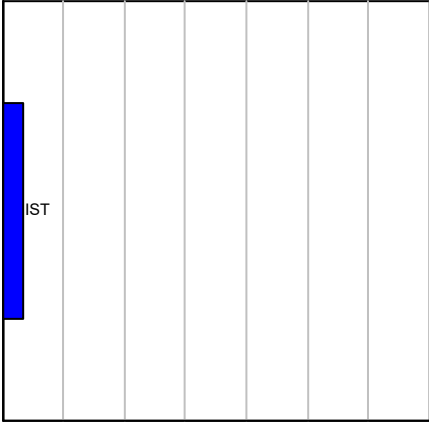
Monthly Infrastructure Sales Tax Project Report

Large Cap Projects

Data Date: 6/19/2025

Report Date: 6/30/2025

DESCRIPTION/TEAM	SCOPE	PHOTO
<p>Project Title: Lantana Rd. from Hagen Ranch Rd. to I-95</p> <p>Project Number: 1731</p> <p>BCC District: Multiple</p> <p>Delivery Method: Annual Construction Contract</p> <p>Category: R04-Resurfacing</p> <p>Status: Design</p> <p>Designer: Mock, Roos & Associates</p> <p>Contractor: TBD</p> <p>Project Manager: Chase Miller</p>	<p>Resurfacing 5.5 miles (33 lane miles) of Lantana Road from Hagen Ranch Road to I-95. The road exhibits deteriorating surface conditions caused by issues with the underground closed drainage system.</p> <p>FY2022 IST \$3,280,000</p>	

SCHEDULE SUMMARY	PARTICIPATION	FUNDING																		
<table><thead><tr><th></th><th>Original</th><th>Actual</th></tr></thead><tbody><tr><td>Drainage Repairs Complete</td><td>12/1/2026</td><td></td></tr><tr><td>Milling and Pavement Complete</td><td>6/1/2027</td><td></td></tr><tr><td>ADA (Curb/Cut Ramps) Complete</td><td>9/1/2027</td><td></td></tr><tr><td>Traffic Striping Complete</td><td>8/1/2027</td><td></td></tr><tr><td>Traffic Loops Complete</td><td>12/1/2027</td><td></td></tr></tbody></table>		Original	Actual	Drainage Repairs Complete	12/1/2026		Milling and Pavement Complete	6/1/2027		ADA (Curb/Cut Ramps) Complete	9/1/2027		Traffic Striping Complete	8/1/2027		Traffic Loops Complete	12/1/2027		<p>Consultant</p> <p>SBE 0%</p> <p>Local 100%</p> <p>Contractor</p> <p>SBE 15%</p> <p>Local 100%</p>	<div><p>Design</p><p>Construction</p></div> <div><p>IST</p><p>0M 10M 20M 30M 40M 50M 60M 70M</p></div> <p>Current Budget</p> <p>Fund Source</p>
	Original	Actual																		
Drainage Repairs Complete	12/1/2026																			
Milling and Pavement Complete	6/1/2027																			
ADA (Curb/Cut Ramps) Complete	9/1/2027																			
Traffic Striping Complete	8/1/2027																			
Traffic Loops Complete	12/1/2027																			

FINANCIAL SUMMARY					NOTES
	Project Budget	Committed	% Committed	Paid To Date	<p>Drainage infrastructure study underway to determine scope of drainage repairs. Outstanding work includes drainage repairs, milling and paving, updating ADA ramps, restriping the road, and replacing traffic loops.</p>
	A	B	C=B/A	D	
Design	\$600,000	\$0	0.00%	\$0	
Construction	\$2,680,000	\$6,070	0.23%	\$6,070	
TOTAL	\$3,280,000	\$6,070	0.19%	\$6,070	



Monthly Infrastructure Sales Tax Project Report

Large Cap Projects

Data Date: 6/19/2025

Report Date: 6/30/2025

DESCRIPTION/TEAM

Project Title: Countywide Street Lighting FY23 (frmly Lyons Rd (Lantana to Boynton Bch Blvd)

Project Number: 1760

BCC District: CW

Delivery Method: Florida Power and Light

Category: S14-Street Lighting

Status: Construction

Designer: Florida Power & Light

Contractor: Florida Power & Light

Project Manager: May Cheng

SCOPE

These projects will replace the high pressure sodium street lights with LED lights. Many of the street lights along County roads are owned and maintained by Florida Power and Light (FPL) with the County paying all the operation and maintenance costs (including power). FPL will be responsible for the final design and installation to convert the street lighting to the newer LED technology, and the County will reimburse FPL all applicable conversion costs. The result will provide a cost savings, better quality illumination, and a more desirable environmental light source.

PHOTO



SCHEDULE SUMMARY

	Original	Actual
Gateway/Lawrence to Savannah Lakes		
Gun Club/Kirk to Congress		
Military/Camino Real to SW 18th		
Lawrence/Gateway to Boynton Beach		
Lake Worth/Wellington City Limits to SR 7		
Lawrence/Hypoluxo to Miner		
Jog/Hypoluxo to Joe de Long		
Hagen Ranch/Boynton Beach to W. Atlan		
Clint Moore/SR 7 to Turpike		
Hypoluxo/SR 7 to Hagen Ranch		
Okeechobee/SR 7 to Turpike		
Jog/Woolbright to Lake Ida		
Military/Waditika Wy to Okeechobee		

PARTICIPATION

Consultant

SBE N/A

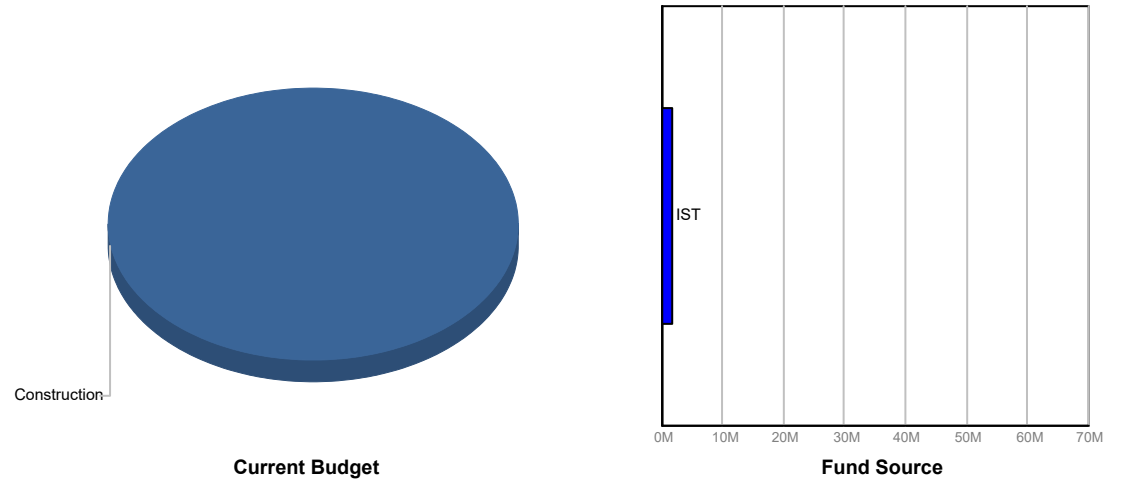
Local N/A

Contractor

SBE N/A

Local N/A

FUNDING



FINANCIAL SUMMARY

	Project Budget	Committed	% Committed	Paid To Date
	A	B	C=B/A	D
Construction	\$1,830,000	\$0	0.00%	\$0
TOTAL	\$1,830,000	\$0	0.00%	\$0

NOTES

There are 15 street lighting projects (road segments) funded (\$1,830,000) for conversion in FY 2023.




Monthly Infrastructure Sales Tax Project Report

Large Cap Projects

Data Date: 6/19/2025

Report Date: 6/30/2025

DESCRIPTION/TEAM	SCOPE	PHOTO
<p>Project Title: Congress Ave. from Clint Moore Rd. to Lake Ida Rd.</p> <p>Project Number: 1779</p> <p>BCC District: Multiple</p> <p>Delivery Method:</p> <p>Category: R04-Resurfacing</p> <p>Status: Construction</p> <p>Designer: N/A</p> <p>Contractor: Ranger</p> <p>Project Manager: Chase Miller</p>	<p>Resurfacing 4.7 miles (28.2 lane miles) of Congress Avenue from Clint Moore Road to Lake Ida Road.</p> <p>IST FY2024 \$3,300,000.00</p>	

SCHEDULE SUMMARY	PARTICIPATION	FUNDING															
<table><thead><tr><th></th><th>Original</th><th>Actual</th></tr></thead><tbody><tr><td>Milling and Pavement Complete</td><td>12/1/2025</td><td></td></tr><tr><td>ADA (Curb/Cut Ramps) Complete</td><td>3/1/2026</td><td></td></tr><tr><td>Traffic Striping Complete</td><td>1/1/2026</td><td></td></tr><tr><td>Traffic Loops Complete</td><td>9/1/2026</td><td></td></tr></tbody></table>		Original	Actual	Milling and Pavement Complete	12/1/2025		ADA (Curb/Cut Ramps) Complete	3/1/2026		Traffic Striping Complete	1/1/2026		Traffic Loops Complete	9/1/2026		<p>Consultant</p> <p>SBE N/A</p> <p>Local N/A</p> <p>Contractor</p> <p>SBE 15%</p> <p>Local 100%</p>	<div><div></div><div>IST</div></div> <p>Current Budget</p> <p>Fund Source</p>
	Original	Actual															
Milling and Pavement Complete	12/1/2025																
ADA (Curb/Cut Ramps) Complete	3/1/2026																
Traffic Striping Complete	1/1/2026																
Traffic Loops Complete	9/1/2026																

FINANCIAL SUMMARY					NOTES
	Project Budget	Committed	% Committed	Paid To Date	Outstanding work includes milling and paving, updating ADA ramps, restriping the road, and replacing traffic loops.
	A	B	C=B/A	D	
Construction	\$3,300,000	\$3,232,200	97.95%	\$11,200	
TOTAL	\$3,300,000	\$3,232,200	97.95%	\$11,200	




Monthly Infrastructure Sales Tax Project Report

Large Cap Projects

Data Date: 6/19/2025

Report Date: 6/30/2025

DESCRIPTION/TEAM	SCOPE	PHOTO
<p>Project Title: S.W. 18th St. from Boca Rio Rd. to Military Trail</p> <p>Project Number: 1782</p> <p>BCC District: 04</p> <p>Delivery Method: Annual Construction Contract</p> <p>Category: R04-Resurfacing</p> <p>Status: Construction</p> <p>Designer: N/A</p> <p>Contractor: Ranger</p> <p>Project Manager: Chase Miller</p>	<p>Resurfacing 2.5 miles (10.8 lane miles) of SW 18th Street from Boca Rio Road to Military Trail.</p> <p>IST FY2024 \$1,300,000.00</p>	

SCHEDULE SUMMARY	PARTICIPATION	FUNDING															
<table><thead><tr><th></th><th>Original</th><th>Actual</th></tr></thead><tbody><tr><td>Milling and Pavement Complete</td><td>10/1/2025</td><td></td></tr><tr><td>ADA (Curb/Cut Ramps) Complete</td><td>2/1/2026</td><td></td></tr><tr><td>Traffic Striping Complete</td><td>12/1/2025</td><td></td></tr><tr><td>Traffic Loops Complete</td><td>4/1/2026</td><td></td></tr></tbody></table>		Original	Actual	Milling and Pavement Complete	10/1/2025		ADA (Curb/Cut Ramps) Complete	2/1/2026		Traffic Striping Complete	12/1/2025		Traffic Loops Complete	4/1/2026		<p>Consultant</p> <p>SBE N/A</p> <p>Local N/A</p> <p>Contractor</p> <p>SBE 15%</p> <p>Local 100%</p>	<div><div></div><div>IST</div><div>0M10M20M30M40M50M60M70M</div></div> <p>Current Budget</p> <p>Fund Source</p>
	Original	Actual															
Milling and Pavement Complete	10/1/2025																
ADA (Curb/Cut Ramps) Complete	2/1/2026																
Traffic Striping Complete	12/1/2025																
Traffic Loops Complete	4/1/2026																

FINANCIAL SUMMARY					NOTES
	Project Budget	Committed	% Committed	Paid To Date	Outstanding work includes milling and paving, updating ADA ramps, restriping the road, and replacing traffic loops.
	A	B	C=B/A	D	
Construction	\$1,300,000	\$238,974	18.38%	\$53,167	
TOTAL	\$1,300,000	\$238,974	18.38%	\$53,167	




Monthly Infrastructure Sales Tax Project Report

Large Cap Projects

Data Date: 6/19/2025

Report Date: 6/30/2025

DESCRIPTION/TEAM	SCOPE	PHOTO
<p>Project Title: Lake Ida Rd. from Hagen Ranch Rd. to Congress Ave.</p> <p>Project Number: 1813</p> <p>BCC District: Multiple</p> <p>Delivery Method: Annual Construction Contract</p> <p>Category: R04-Resurfacing</p> <p>Status: Construction</p> <p>Designer: N/A</p> <p>Contractor: M&M Asphalt Maintenance</p> <p>Project Manager: Chase Miller</p>	Resurfacing 4.5 miles (14.4 lane miles) of Lake Ida Road from Hagan Ranch Road to Congress Avenue.	

SCHEDULE SUMMARY	PARTICIPATION	FUNDING															
<table><thead><tr><th></th><th>Original</th><th>Actual</th></tr></thead><tbody><tr><td>Milling and Pavement Complete</td><td>8/1/2025</td><td></td></tr><tr><td>ADA (Curb/Cut Ramps) Complete</td><td>10/1/2025</td><td></td></tr><tr><td>Traffic Striping Complete</td><td>10/1/2025</td><td></td></tr><tr><td>Traffic Loops Complete</td><td>1/1/2026</td><td></td></tr></tbody></table>		Original	Actual	Milling and Pavement Complete	8/1/2025		ADA (Curb/Cut Ramps) Complete	10/1/2025		Traffic Striping Complete	10/1/2025		Traffic Loops Complete	1/1/2026		<p>Consultant</p> <p>SBE N/A</p> <p>Local N/A</p> <p>Contractor</p> <p>SBE 10%</p> <p>Local 100%</p>	<div><div></div><div>IST</div><div>0M10M20M30M40M50M60M70M</div></div> <p>Current Budget</p> <p>Fund Source</p>
	Original	Actual															
Milling and Pavement Complete	8/1/2025																
ADA (Curb/Cut Ramps) Complete	10/1/2025																
Traffic Striping Complete	10/1/2025																
Traffic Loops Complete	1/1/2026																

FINANCIAL SUMMARY					NOTES
	Project Budget	Committed	% Committed	Paid To Date	Outstanding work includes milling and paving, updating ADA ramps, restriping the road, and replacing traffic loops.
	A	B	C=B/A	D	
Construction	\$1,850,000	\$243,617	13.17%	\$243,617	
TOTAL	\$1,850,000	\$243,617	13.17%	\$243,617	




Monthly Infrastructure Sales Tax Project Report

Large Cap Projects

Data Date: 6/19/2025

Report Date: 6/30/2025

DESCRIPTION/TEAM	SCOPE	PHOTO
<p>Project Title: Old Dixie Hwy. from South County Line to Spanish River Blvd.</p> <p>Project Number: 1814</p> <p>BCC District: 04</p> <p>Delivery Method: Annual Construction Contract</p> <p>Category: R04-Resurfacing</p> <p>Status: Construction</p> <p>Designer: N/A</p> <p>Contractor: M&M Asphalt Maintenance</p> <p>Project Manager: Chase Miller</p>	Resurfacing 4.6 miles (18.4 lane miles) of Old Dixie Hwy. from S. County line to Spanish River.	

SCHEDULE SUMMARY	PARTICIPATION	FUNDING															
<table><thead><tr><th></th><th>Original</th><th>Actual</th></tr></thead><tbody><tr><td>Milling and Pavement Complete</td><td>12/1/2025</td><td></td></tr><tr><td>ADA (Curb/Cut Ramps) Complete</td><td>10/1/2025</td><td></td></tr><tr><td>Traffic Striping Complete</td><td>2/1/2026</td><td></td></tr><tr><td>Traffic Loops Complete</td><td>6/1/2026</td><td></td></tr></tbody></table>		Original	Actual	Milling and Pavement Complete	12/1/2025		ADA (Curb/Cut Ramps) Complete	10/1/2025		Traffic Striping Complete	2/1/2026		Traffic Loops Complete	6/1/2026		<p>Consultant</p> <p>SBE N/A</p> <p>Local N/A</p> <p>Contractor</p> <p>SBE 10%</p> <p>Local 100%</p>	<div><div></div><div>IST</div><div>0M10M20M30M40M50M60M70M</div></div> <p>Current Budget</p> <p>Fund Source</p>
	Original	Actual															
Milling and Pavement Complete	12/1/2025																
ADA (Curb/Cut Ramps) Complete	10/1/2025																
Traffic Striping Complete	2/1/2026																
Traffic Loops Complete	6/1/2026																

FINANCIAL SUMMARY					NOTES
	Project Budget	Committed	% Committed	Paid To Date	Outstanding work includes milling and paving, updating ADA ramps, restriping the road, and replacing traffic loops.
	A	B	C=B/A	D	
Construction	\$2,170,000	\$48,554	2.24%	\$48,554	
TOTAL	\$2,170,000	\$48,554	2.24%	\$48,554	




Monthly Infrastructure Sales Tax Project Report

Large Cap Projects

Data Date: 6/19/2025

Report Date: 6/30/2025

DESCRIPTION/TEAM	SCOPE	PHOTO
<p>Project Title: El Clair Ranch Rd. from Atlantic Ave. to Boynton Beach Blvd.</p> <p>Project Number: 1816</p> <p>BCC District: 05</p> <p>Delivery Method: Annual Construction Contract</p> <p>Category: R04-Resurfacing</p> <p>Status: Construction</p> <p>Designer: N/A</p> <p>Contractor: M&M Asphalt Maintenance</p> <p>Project Manager: Chase Miller</p>	Resurfacing 5.2 miles (10.4 lane miles) of El Clair Ranch Road from Atlantic Avenue to Boynton Beach Boulevard.	

SCHEDULE SUMMARY	PARTICIPATION	FUNDING															
<table><tr><th></th><th>Original</th><th>Actual</th></tr><tr><td>Milling and Pavement Complete</td><td>12/1/2025</td><td></td></tr><tr><td>ADA (Curb/Cut Ramps) Complete</td><td>10/1/2025</td><td></td></tr><tr><td>Traffic Striping Complete</td><td>2/1/2026</td><td></td></tr><tr><td>Traffic Loops Complete</td><td>5/1/2026</td><td></td></tr></table>		Original	Actual	Milling and Pavement Complete	12/1/2025		ADA (Curb/Cut Ramps) Complete	10/1/2025		Traffic Striping Complete	2/1/2026		Traffic Loops Complete	5/1/2026		<p>Consultant</p> <p>SBE N/A</p> <p>Local N/A</p> <p>Contractor</p> <p>SBE 10%</p> <p>Local 100%</p>	<div><div></div><div>IST</div><div>Construction</div></div> <p>Current Budget</p> <p>Fund Source</p>
	Original	Actual															
Milling and Pavement Complete	12/1/2025																
ADA (Curb/Cut Ramps) Complete	10/1/2025																
Traffic Striping Complete	2/1/2026																
Traffic Loops Complete	5/1/2026																

FINANCIAL SUMMARY					NOTES
	Project Budget	Committed	% Committed	Paid To Date	Outstanding work includes milling and paving, updating ADA ramps, restriping the road, and replacing traffic loops.
	A	B	C=B/A	D	
Construction	\$1,360,000	\$85,592	6.29%	\$85,592	
TOTAL	\$1,360,000	\$85,592	6.29%	\$85,592	




Monthly Infrastructure Sales Tax Project Report

Large Cap Projects

Data Date: 6/19/2025

Report Date: 6/30/2025

DESCRIPTION/TEAM	SCOPE	PHOTO
<p>Project Title: Judge Winnikoff Rd. from State Rd. 7 to Glades Rd.</p> <p>Project Number: 1820</p> <p>BCC District: 05</p> <p>Delivery Method: Annual Construction Contract</p> <p>Category: R04-Resurfacing</p> <p>Status: Construction</p> <p>Designer: N/A</p> <p>Contractor: M&M Asphalt Maintenance</p> <p>Project Manager: Chase Miller</p>	Resurfacing 3.9 miles (10.0 lane miles) of Judge Winnikoff Road from Glades Road to SR 7.	

SCHEDULE SUMMARY	PARTICIPATION	FUNDING															
<table><tr><th></th><th>Original</th><th>Actual</th></tr><tr><td>Milling and Pavement Complete</td><td>9/1/2025</td><td></td></tr><tr><td>ADA (Curb/Cut Ramps) Complete</td><td>12/1/2025</td><td></td></tr><tr><td>Traffic Striping Complete</td><td>11/1/2025</td><td></td></tr><tr><td>Traffic Loops Complete</td><td>2/1/2026</td><td></td></tr></table>		Original	Actual	Milling and Pavement Complete	9/1/2025		ADA (Curb/Cut Ramps) Complete	12/1/2025		Traffic Striping Complete	11/1/2025		Traffic Loops Complete	2/1/2026		<p>Consultant</p> <p>SBE N/A</p> <p>Local N/A</p> <p>Contractor</p> <p>SBE 10%</p> <p>Local 100%</p>	<div><div></div><div>IST</div><div>0M10M20M30M40M50M60M70M</div></div> <p>Current Budget</p> <p>Fund Source</p>
	Original	Actual															
Milling and Pavement Complete	9/1/2025																
ADA (Curb/Cut Ramps) Complete	12/1/2025																
Traffic Striping Complete	11/1/2025																
Traffic Loops Complete	2/1/2026																

FINANCIAL SUMMARY					NOTES
	Project Budget	Committed	% Committed	Paid To Date	Outstanding work includes milling and paving, updating ADA ramps, restriping the road, and replacing traffic loops.
	A	B	C=B/A	D	
Construction	\$1,030,000	\$61,286	5.95%	\$61,286	
TOTAL	\$1,030,000	\$61,286	5.95%	\$61,286	



Monthly Infrastructure Sales Tax Project Report

Large Cap Projects

Data Date: 6/19/2025

Report Date: 6/30/2025

DESCRIPTION/TEAM

Project Title: Courthouse Buildout and Renovations

Project Number: B592
BCC District: CW
Delivery Method: CMAR
Category: J02-Judicial
Status: Design
Designer: Leo A. Daly
Contractor: The Weitz Company LLC
Project Manager: Rich Avery

SCOPE

Improvement of approximately 100,000 square feet of unfinished interior space upon floors one, seven and eight of the Judge Daniel T.K. Hurley Courthouse in downtown West Palm Beach , as well as other incidental interior improvements. All improvements will implement the Palm Beach County Judicial Facilities Master Plan Update.
IST funding consists of:
\$8,000,000 in FY 2022,
\$24,500,000 in FY 2023
\$35,136,943 in FY 2024,
\$3,000,000 Impact Fees
Total of \$70,636,943.

PHOTO



SCHEDULE SUMMARY

	Original	Actual
Design Contract Issued	6/7/2022	6/7/2022
Design Commencement	6/17/2022	6/17/2022
Design Completion 1st, 7th, & 8th floors	5/18/2023	

PARTICIPATION

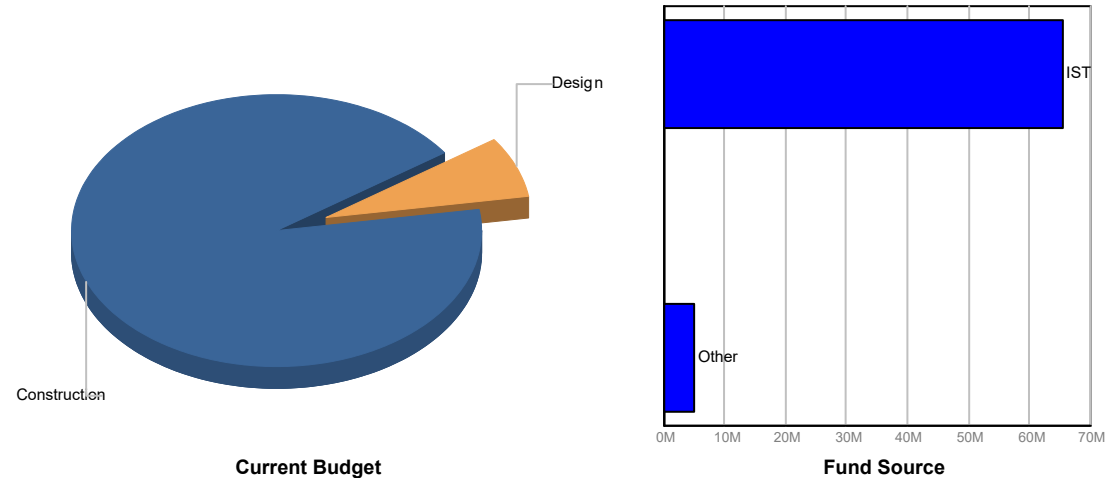
Consultant

SBE 25%
Local 100%

Contractor

SBE TBD
Local TBD

FUNDING



FINANCIAL SUMMARY

	Project Budget	Committed	% Committed	Paid To Date
	A	B	C=B/A	D
Design	\$5,026,992	\$2,231,697	44.39%	\$439,371
Construction	\$65,612,787	\$3,012,237	4.59%	\$2,485,515
TOTAL	\$70,639,779	\$5,243,934	7.42%	\$2,924,886

NOTES

Scheduled OAC meetings are ongoing. Design work continues for the first, seventh, and eighth floors. The CM has finalized the 100% DD estimate and submitted it to the County for review, along with the scheduling/phasing presentation for County administration.



Monthly Infrastructure Sales Tax Project Report

Large Cap Projects

Data Date: 6/19/2025

Report Date: 6/30/2025

DESCRIPTION/TEAM	SCOPE	PHOTO
<p>Project Title: Lake Worth West Substation</p> <p>Project Number: B607</p> <p>BCC District: Multiple</p> <p>Delivery Method: Construction Manager at Risk</p> <p>Category: S06-Sheriff - FDO</p> <p>Status: Construction</p> <p>Designer: Ohlson Lavoie Collaborative</p> <p>Contractor: D Stephenson</p> <p>Project Manager: Sunil Jagoo</p>	<p>Provide dedicated office(s) within the HRC2 building (project-19220) for PBSO field personnel's use. Additional interior improvements include a multipurpose room for PBSO training purposes and HRC/community programming, as well as restrooms, circulation area, and other incidental improvements.</p> <p>FY 2019 IST \$1,213,460</p>	

SCHEDULE SUMMARY		PARTICIPATION	FUNDING	
Original	Actual	Consultant SBE TBD Local TBD Contractor SBE TBD Local TBD	 Current Budget	 Fund Source
Please Refer to Central County Resource				

FINANCIAL SUMMARY					NOTES
	Project Budget	Committed	% Committed	Paid To Date	<p>Please refer to the Central County Resource Center report for current status and material project updates.</p>
	A	B	C=B/A	D	
Design	\$50,000	\$2,227	4.45%	\$2,227	
Construction	\$1,063,460	\$1,085,373	102.06%	\$1,085,374	
Contingency	\$100,000	\$0	0.00%	\$0	
TOTAL	\$1,213,460	\$1,087,601	89.63%	\$1,087,601	



Monthly Infrastructure Sales Tax Project Report

Large Cap Projects

Data Date: 6/19/2025

Report Date: 6/30/2025

DESCRIPTION/TEAM

Project Title: PBSO District 1 Substation and Marine Unit

Project Number: B665

BCC District: 02

Delivery Method: CMAR

Category: S06-Sheriff - FDO

Status: Construction

Designer: Song & Associates

Contractor: Kaufman Lynn

Project Manager: Henry Madriz

SCOPE

Construction of an approximately 28,000 square foot facility and site improvements to accommodate the relocation of PBSO District 1 from PBSO Headquarters as well as the relocation of the PBSO Marine Unit from the County's Cherry Road Complex property. The subject site is approximately 5.75 acres and located on the west side of Jog Road approximately 1,000 feet south of Belvedere Road.

Funding Sources: IST\$1,000,000,Ad-valorem \$2,076,000, and Impact Fees \$ 22,516,895

PHOTO



SCHEDULE SUMMARY

	Original	Actual
Submit DRO Application	8/3/2020	8/3/2020
Submit for Permits	3/18/2022	5/6/2022
Construction Complete	10/31/2023	6/16/2025
PBSO Turn Over	3/21/2025	

PARTICIPATION

Consultant

SBE 77.4%

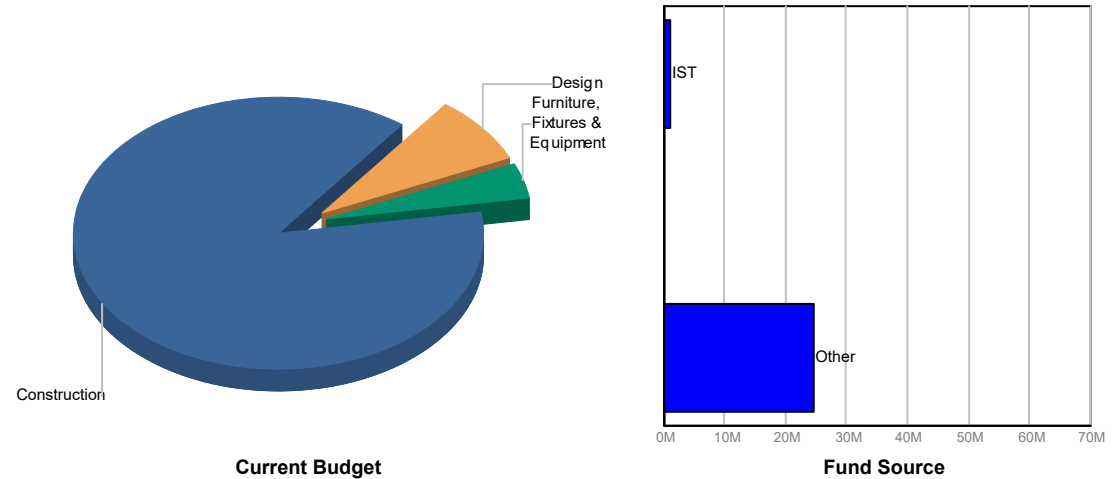
Local 100%

Contractor

SBE 27.06%

Local 100%

FUNDING



FINANCIAL SUMMARY

	Project Budget	Committed	% Committed	Paid To Date
	A	B	C=B/A	D
Design	\$2,076,000	\$840,021	40.46%	\$840,021
Construction	\$22,440,895	\$21,894,799	97.57%	\$17,015,700
Furniture, Fixtures & Equipment	\$1,076,000	\$854,251	79.39%	\$854,251
TOTAL	\$25,592,895	\$23,589,071	92.17%	\$18,709,971

NOTES

The TCO was achieved on May 28, 2025, with final CO completion expected by September 2; final certifications, including FEMA zoning, Fire Marshall, and Bi-Directional Amplifier for radio signal communications are pending, the building is 90% furnished with heavy shelving arriving by mid-August, utility transfers from GC to PBC are underway, and ribbon cutting and move-in are anticipated in the first week of September.




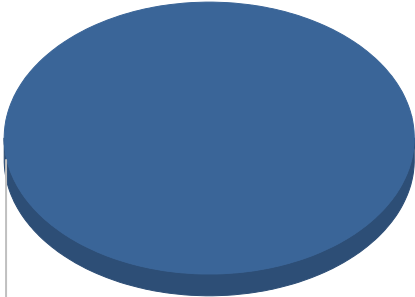
Monthly Infrastructure Sales Tax Project Report

Large Cap Projects

Data Date: 6/19/2025

Report Date: 6/30/2025

DESCRIPTION/TEAM	SCOPE	PHOTO
<p>Project Title: Gramercy Park Expansion (aka Mack Bernard Park)</p> <p>Project Number: P945</p> <p>BCC District: 07</p> <p>Delivery Method: Annual Contract</p> <p>Category: E02-Existing Park Redevelopment or Expansion</p> <p>Status: Construction</p> <p>Designer: Colome' & Associates, Inc.</p> <p>Contractor: Hatcher Construction & Development</p> <p>Project Manager: David Polson</p>	<p>Gramercy: Construction of a +/- 11,000 sq. ft. neighborhood center and passive park for underserved Countywide Community Revitalization Team (CCRT) areas.</p> <p>FY 2024 IST: \$4,000,000</p> <p>Other funding is captured in another report, T004.</p>	

SCHEDULE SUMMARY	PARTICIPATION	FUNDING																		
<table><thead><tr><th></th><th>Original</th><th>Actual</th></tr></thead><tbody><tr><td>Construction NTP Issued</td><td>1/30/2024</td><td>1/30/2024</td></tr><tr><td>Construction Commencement</td><td>2/5/2024</td><td>2/5/2024</td></tr><tr><td>Permits Issued</td><td>1/24/2024</td><td>1/24/2024</td></tr><tr><td>Ground Breaking Ceremony</td><td>3/14/2024</td><td>3/14/2024</td></tr><tr><td>Project Completion</td><td>3/3/2025</td><td></td></tr></tbody></table>		Original	Actual	Construction NTP Issued	1/30/2024	1/30/2024	Construction Commencement	2/5/2024	2/5/2024	Permits Issued	1/24/2024	1/24/2024	Ground Breaking Ceremony	3/14/2024	3/14/2024	Project Completion	3/3/2025		<p>Consultant</p> <p>SBE 88.63%</p> <p>Local 100%</p> <p>Contractor</p> <p>SBE N/A</p> <p>Local N/A</p>	<div><div></div><div>IST</div><div>Other</div></div>  <p>Construction</p> <p>Current Budget</p> <p>Fund Source</p>
	Original	Actual																		
Construction NTP Issued	1/30/2024	1/30/2024																		
Construction Commencement	2/5/2024	2/5/2024																		
Permits Issued	1/24/2024	1/24/2024																		
Ground Breaking Ceremony	3/14/2024	3/14/2024																		
Project Completion	3/3/2025																			

FINANCIAL SUMMARY					NOTES
	Project Budget	Committed	% Committed	Paid To Date	OAC meetings were being held 1st & 3rd Thursdays of each month; We are now meeting weekly. Application of wood trim at porch columns are ongoing, kitchen equipment has arrived and utilities are currently being installed to the equipment, grading of the playground area at the rear of the building is in progress, interior painting continues, permanent power has been requested through FPL (awaiting service install date), concrete sidewalk pours complete, millwork installation is ongoing, walls are painted, emergency egress signs installed, and permanent power completed.
	A	B	C=B/A	D	
Design	\$0	\$0	0.00%	\$0	
Construction	\$4,026,663	\$2,824,521	70.15%	\$1,281,811	
TOTAL	\$4,026,663	\$2,824,521	70.15%	\$1,281,811	




Monthly Infrastructure Sales Tax Project Report

Large Cap Projects

Data Date: 6/19/2025

Report Date: 6/30/2025

DESCRIPTION/TEAM	SCOPE	PHOTO
<p>Project Title: Housing Units for Homeless, Extremely Low Income, & Low Income</p> <p>Project Number: Q001</p> <p>BCC District: CW</p> <p>Delivery Method: TBD</p> <p>Category: H02-Housing</p> <p>Status: Varies</p> <p>Designer: Varies</p> <p>Contractor: Varies</p> <p>Project Manager: Varies</p>	<p>This project involves the delivery of housing units for use as temporary or longer term affordable housing for homeless and special populations.</p> <p>This Project is funded in: FY 2017 - FY 2026 for \$2,550,000 each year for a total of \$25,500,000.</p>	

SCHEDULE SUMMARY			PARTICIPATION		FUNDING	
	Original	Actual				
Project Start	9/1/2017	9/1/2017				
Project Completion						

		Consultant	
		SBE	VARIES
		Local	VARIES
		Contractor	
		SBE	VARIES
		Local	VARIES

Construction

Current Budget

IST

Fund Source

FINANCIAL SUMMARY					NOTES	
	Project Budget	Committed	% Committed	Paid To Date		
	A	B	C=B/A	D		
Design	\$0	\$15,459	0.00%	\$15,459	<p>This project supports multiple initiatives over a 10-year period, focusing on housing and shelter improvements. The Cottage Homes pilot project by the WPB Housing Authority received \$6.07 million, with its ribbon-cutting held on October 30, 2024, and reconciliation underway. The BCC allocated \$1 million for a non-congregate shelter in Pahokee, with \$621,000 expended since September 15, 2020. A \$2.5 million investment was approved on November 1, 2022, to enhance 534 Belle Glade housing units, with ongoing work. Additionally, \$13 million was committed on March 18, 2025, for acquiring a 114-room senior housing hotel, currently progressing toward operational launch.</p>	
Construction	\$25,500,000	\$9,216,197	36.14%	\$6,430,892		
Furniture, Fixtures & Equipment	\$0	\$0	0.00%	\$0		
Other	\$0	\$51,039	0.00%	\$50,674		
Contingency	\$0	\$0	0.00%	\$0		
TOTAL	\$25,500,000	\$9,282,695	36.40%	\$6,497,025		



Monthly Infrastructure Sales Tax Project Report

Large Cap Projects

Data Date: 6/19/2025

Report Date: 6/30/2025

DESCRIPTION/TEAM

Project Title: Countywide ADA Renovations

Project Number: Q002
BCC District: CW
Delivery Method: Annual Contract
Category: G02-General Government Facilities
Status: Varies
Designer: Varies
Contractor: Varies
Project Manager: Varies

SCOPE

Renovate multiple public facility restrooms to meet ADA requirements. The following locations are planned for renovation:
Delray Health Clinic ADA Restrooms @ \$250K FY2017
Lantana Health Clinic ADA Restrooms @ \$275K FY2022
Lantana Health Clinic ADA Service Counter @ \$16K FY2022
Jupiter Health Clinic ADA Restrooms @ \$64K FY2022
West County Administration Building (aka Glades Office Building)
ADA Improvements @ \$245K FY2022 and \$450K FY2023

This Project is funded in:
FY 2017 \$250,000 FY 2024 \$1,009,758
FY 2022 \$600,000 FY 2025 \$539,000
FY 2023 \$450,000

PHOTO



SCHEDULE SUMMARY

	Original	Actual
Delray Health Start	7/27/2017	7/27/2017
Delray Health Finish	12/21/2018	10/24/2022
Lantana Health Start	7/7/2017	7/7/2017
Lantana Health Finish	4/8/2018	3/18/2024
Lantana Health (Counters) Start	11/24/2020	11/24/2020
Lantana Health (Counters) Finish	10/1/2024	10/1/2024
Jupiter Health Start	12/22/2020	12/22/2020
Jupiter Health Finish	11/1/2024	11/1/2024
West County Admin Start	6/22/2022	6/1/2023
West County Admin Finish		

PARTICIPATION

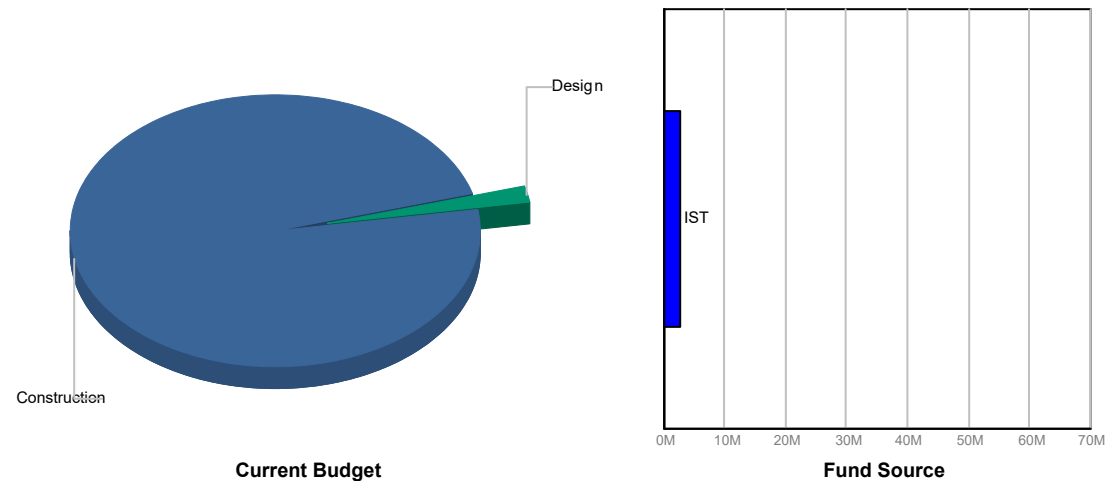
Consultant

SBE Varies
Local Varies

Contractor

SBE Varies
Local Varies

FUNDING



FINANCIAL SUMMARY

	Project Budget	Committed	% Committed	Paid To Date
	A	B	C=B/A	D
Design	\$52,353	\$285,482	545.30%	\$265,174
Construction	\$2,819,469	\$849,824	30.14%	\$732,169
Furniture, Fixtures & Equipment	\$0	\$0	0.00%	\$0
Other	\$0	\$1,339	0.00%	\$1,339
Contingency	\$0	\$0	0.00%	\$0
TOTAL	\$2,871,822	\$1,136,644	39.58%	\$998,681

NOTES

Delray Health: Closed. Lantana Health: Project completed. Final reconciliation change order underway.
Jupiter Health: Facility in use by Health Department. Project in closeout. West County Administration Building: 50% Design Development drawings comments sent to Saltz for review. Glades Community Center: In progress.



Monthly Infrastructure Sales Tax Project Report

Large Cap Projects

Data Date: 6/19/2025

Report Date: 6/30/2025

DESCRIPTION/TEAM

Project Title: Animal Care & Control

Project Number: Q008
BCC District: 02
Delivery Method: Construction Manager at Risk
Category: G02-General Government Facilities
Status: Design
Designer: PGAL
Contractor: Wharton-Smith
Project Manager: Rich Avery

SCOPE

The Animal Care & Control Renovation & Expansion project for the Belvedere Rd. campus includes: renovations to existing buildings for improved functionality; possible replacement of non-air conditioned kennel buildings with air-conditioned kennel buildings pending evaluation, pricing and approval; and the creation of new spaces necessary to facilitate current and future projected operational needs. The cost of the project includes cost-estimating services necessary in order to validate the project scope, which was derived jointly by FDO & the ACC Division via a needs assessment and programming document, as well as interim arrangements to sustain continuous operations during construction. Funding: FY 2019 IST now only \$6,000,000 and FY 2020 IST \$7,000,000. The balance will be bond (+/- \$60M).

PHOTO



SCHEDULE SUMMARY

	Original	Actual
PROGRAMMING	10/1/2018	10/1/2018
Commence Design Comparative Study	7/24/2019	7/24/2019
Design Start	2/3/2020	12/2/2020
Construction Start	12/1/2020	
Substantial Completion	7/3/2023	

PARTICIPATION

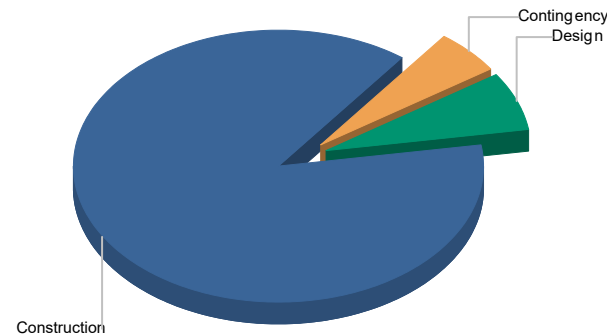
Consultant

SBE 20%
Local 100%

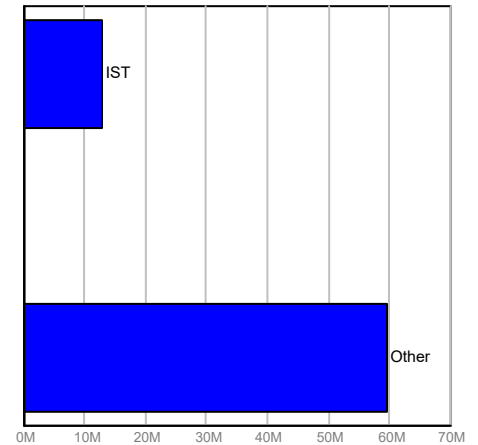
Contractor

SBE 13.04%
Local 13.04%

FUNDING



Current Budget



Fund Source

FINANCIAL SUMMARY

	Project Budget	Committed	% Committed	Paid To Date
	A	B	C=B/A	D
Design	\$5,059,495	\$3,842,208	75.94%	\$1,699,089
Construction	\$63,820,000	\$957,722	1.50%	\$773,421
Contingency	\$3,799,884	\$139,664	3.68%	\$114,077
TOTAL	\$72,679,379	\$4,939,594	6.80%	\$2,586,587

NOTES

The sequencing plan presentation was successfully held with County senior staff as scheduled. The AE is progressing toward issuing the 95% construction documents for review and CM submission for a building permit.



Monthly Infrastructure Sales Tax Project Report

Large Cap Projects

Data Date: 6/19/2025

Report Date: 6/30/2025

DESCRIPTION/TEAM

Project Title: Central County Housing Resource Center
Project Number: Q009
BCC District: 03
Delivery Method: Construction Manager at Risk
Category: H02-Housing
Status: Close Out
Designer: Ohlson Lavoie Corporation
Contractor: D. Stephenson Construction, Inc.
Project Manager: Sunil Jagoo

SCOPE

The Homeless Resource Center 2 (HRC 2) is to provide an effective Crisis Response System that provides immediate and easy access to safe and decent temporary shelter to County residents that need it and aims to re-house people as quickly as possible while receiving wrap-around social services. The facility will compliment the County's existing Senator Philip D. Lewis Center in West Palm Beach and will consist of approximately 19,000 square feet to support 74 client beds, dining and service delivery/office areas, restrooms, laundry facilities, an intake lobby, and other incidental interior and exterior improvements. Co-located within the facility will be the improvements identified in the IST Project Plan titled PBSO Lake Worth West Substation. FY 2019 IST \$5,700,000 FY 2022 IST \$9,243,697

PHOTO



SCHEDULE SUMMARY

	Original	Actual
Program Development	11/1/2017	11/1/2017
Public Outreach	2/1/2019	2/1/2019
Design Team Solicitation	5/1/2019	9/30/2020
CM Solicitation	9/1/2019	11/26/2019
Schematic Design	11/11/2019	1/31/2020
Design Development	5/1/2020	9/28/2020
Construction Documents	10/1/2020	2/23/2021
Permitting	1/1/2021	11/1/2021
Construction Commencement	6/1/2021	5/10/2022
CO/Substantial Completion	9/1/2022	5/17/2023
Occupancy	10/3/2022	1/30/2024

PARTICIPATION

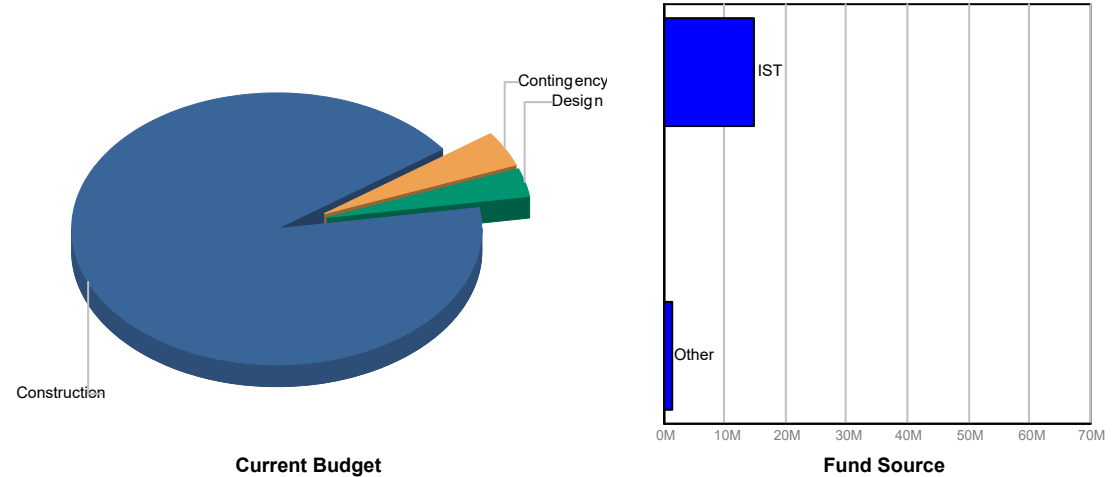
Consultant

SBE 0%
 Local 25%

Contractor

SBE N/A
 Local 100%

FUNDING



FINANCIAL SUMMARY

	Project Budget	Committed	% Committed	Paid To Date
	A	B	C=B/A	D
Design	\$547,999	\$157,227	28.69%	\$157,227
Construction	\$15,117,852	\$14,910,311	98.63%	\$14,170,104
Contingency	\$700,000	\$5,300	0.76%	\$5,300
TOTAL	\$16,365,851	\$15,072,838	92.10%	\$14,332,631

NOTES

Ohlson Lavoie Corp (OLC), the project architect, submitted two add services for review and processing. After several rounds of email correspondence, the ball is now in CID PM court to review the latest revisions, which will likely prompt additional comments and a subsequent round of revisions. D'Stephenson Construction has submitted multiple change orders and a closeout package, which have been reviewed; however, final processing is pending receipt of documents from OLC.



Monthly Infrastructure Sales Tax Project Report

Large Cap Projects

Data Date: 6/19/2025

Report Date: 6/30/2025

DESCRIPTION/TEAM

Project Title: South County Administrative Complex

Project Number: Q010
BCC District: 07
Delivery Method: Varies
Category: G02-General Government Facilities
Status: Design
Designer: Zyscovich, LLC
Contractor: TBD
Project Manager: Michael Jenner

SCOPE

This project funds essential Renewal and Replacement (R&R) needs to sustain the continuous operation of this 40+ year old complex prior to its future redevelopment. As such there is no defined scope of work. Any funds remaining at such time that redevelopment is funded would be utilized toward professional design services for the redevelopment. Funding includes \$3M each in FY 2020 and FY 2021, for a total of \$6M.

PHOTO



SCHEDULE SUMMARY

	Original	Actual
Redevelopment Planning	10/29/2019	10/29/2019
Programming	12/6/2022	12/6/2022
Master Plan	8/29/2023	8/29/2023
Design Commencement	12/3/2024	

PARTICIPATION

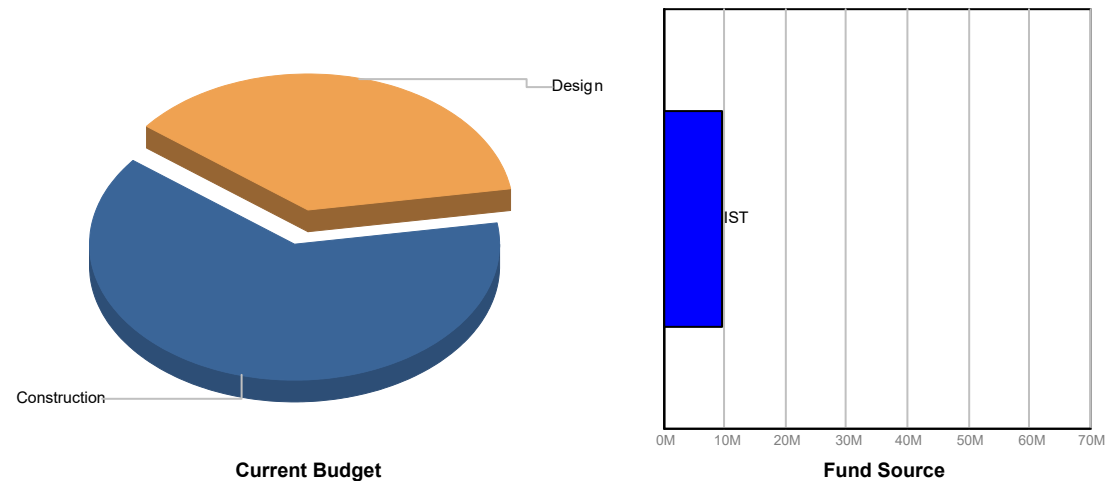
Consultant

SBE Varies
Local Varies

Contractor

SBE Varies
Local Varies

FUNDING



FINANCIAL SUMMARY

	Project Budget	Committed	% Committed	Paid To Date
	A	B	C=B/A	D
Design	\$3,500,000	\$3,500,000	100.00%	\$0
Construction	\$6,000,000	\$1,540,654	25.68%	\$1,280,926
Other	\$0	\$27,977	0.00%	\$22,503
TOTAL	\$9,500,000	\$5,068,631	53.35%	\$1,303,430

NOTES

R&R work is occurring on an as-needed basis to sustain operations. The proposal for Phase 2 design services was negotiated and agreed upon for a total amount of \$ 11,489,524.64. Currently \$4.5M of IST funding for this project and the remaining balance will be provided in the form of a bond issuance and/or other allocations. The design services proposal was approved at the 5/22/25 BCC meeting and to commence to a point to not to exceed \$3.5M until additional funding is provided. A non-mandatory Pre-Bid meeting for a Construction Manager at Risk was held on 2/20/25, submissions due 3/25/25 and selection was held on 6/5/25. MOSS Construction Services was selected.




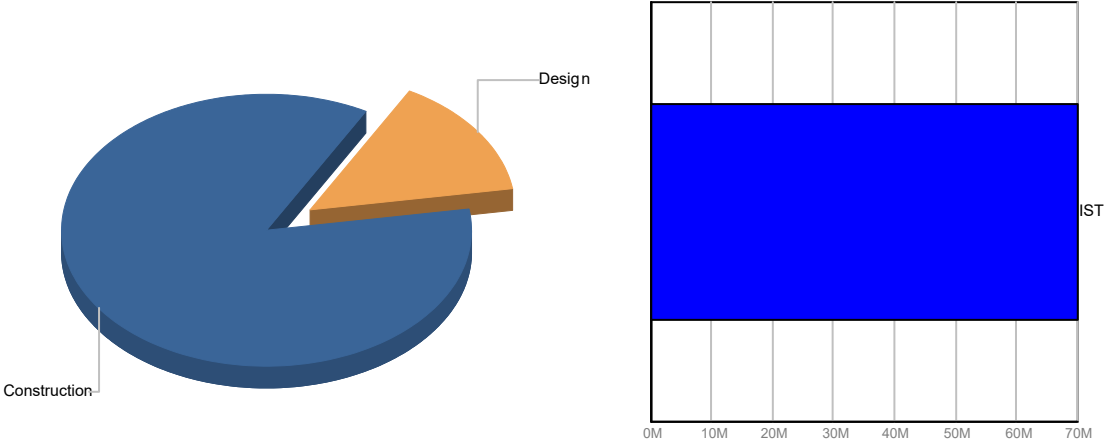
Monthly Infrastructure Sales Tax Project Report

Large Cap Projects

Data Date: 6/19/2025

Report Date: 6/30/2025

DESCRIPTION/TEAM	SCOPE	PHOTO
<p>Project Title: Government Center Renewal/Replacement</p> <p>Project Number: Q011</p> <p>BCC District: 02</p> <p>Delivery Method: Construction Manager at Risk</p> <p>Category: G02-General Government Facilities</p> <p>Status: Design</p> <p>Designer: Netta Architects</p> <p>Contractor: The Weitz Company LLC</p> <p>Project Manager: Jeffrey Halverson</p>	<p>This project includes but is not limited to upgrades and replacement of select building finishes and systems including security, HVAC, plumbing, fire alarm, fire sprinkler, electrical, low voltage, lighting, flooring and paint. The scope of the project will additionally include a building conditions assessment, program evaluation study, interior space planning and layout improvements. The proposed renovations to the Robert Weisman Governmental Center are designed to increase the functionality of key areas within the facility and bring the building up to current County standards.</p> <p>FY2022 IST \$8,000,000 FY2023 IST \$14,000,000 FY2024 IST \$43,740,800 FY2025 \$11,000,000 FY2026 IST \$15,000,000 FY2027 IST \$11,500,000</p>	

SCHEDULE SUMMARY	PARTICIPATION	FUNDING																								
<table><thead><tr><th></th><th>Original</th><th>Actual</th></tr></thead><tbody><tr><td>CM RFP Proposals Due</td><td>12/2/2021</td><td>12/2/2021</td></tr><tr><td>CM Shortlist Meeting</td><td>1/19/2022</td><td>3/15/2022</td></tr><tr><td>Design RFP Final Selection</td><td>11/8/2021</td><td>9/30/2021</td></tr><tr><td>Structural Assessment</td><td>1/31/2023</td><td>3/17/2023</td></tr><tr><td>Building Construction Assessment</td><td>6/1/2023</td><td>12/20/2024</td></tr><tr><td>Life Cycle Analysis</td><td>11/1/2023</td><td>1/20/2024</td></tr><tr><td>Programming</td><td>9/9/2024</td><td>9/9/2024</td></tr></tbody></table>		Original	Actual	CM RFP Proposals Due	12/2/2021	12/2/2021	CM Shortlist Meeting	1/19/2022	3/15/2022	Design RFP Final Selection	11/8/2021	9/30/2021	Structural Assessment	1/31/2023	3/17/2023	Building Construction Assessment	6/1/2023	12/20/2024	Life Cycle Analysis	11/1/2023	1/20/2024	Programming	9/9/2024	9/9/2024	<p>Consultant</p> <p>SBE 33%</p> <p>Local 100%</p> <p>Contractor</p> <p>SBE TBD</p> <p>Local TBD</p>	 <p>Current Budget</p> <p>Fund Source</p>
	Original	Actual																								
CM RFP Proposals Due	12/2/2021	12/2/2021																								
CM Shortlist Meeting	1/19/2022	3/15/2022																								
Design RFP Final Selection	11/8/2021	9/30/2021																								
Structural Assessment	1/31/2023	3/17/2023																								
Building Construction Assessment	6/1/2023	12/20/2024																								
Life Cycle Analysis	11/1/2023	1/20/2024																								
Programming	9/9/2024	9/9/2024																								

FINANCIAL SUMMARY					NOTES
	Project Budget	Committed	% Committed	Paid To Date	Meetings have been held with design team. Phase 1 design proposal (CSA #4)is scheduled for the 6/10/25 BCC meeting agenda. Phase I calls for the interior design of floors 10, 11 and 12 along with supporting infrastructure (electrical, HVAC, data and plumbing), elevator upgrades, and the exterior items such as impact glazing, up-lighting, façade improvements and reroofing the seven roofs of the facility. The design work is anticipated to take a year. We are initiating a CSA #5 to address space modifications under the Parking Garage to provide transitional space for a smaller department within the Phase I work. This work may require updating the Heat Pump HVAC and Cooling Tower .
	A	B	C=B/A	D	
Design	\$15,000,000	\$31,043	0.21%	\$31,043	
Construction	\$88,240,800	\$783,175	0.89%	\$622,980	
TOTAL	\$103,240,800	\$814,218	0.79%	\$654,024	




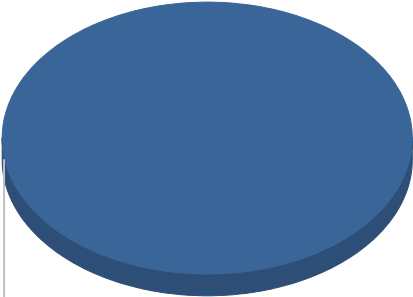
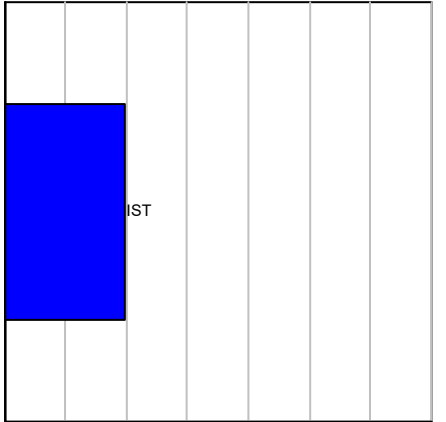
Monthly Infrastructure Sales Tax Project Report

Large Cap Projects

Data Date: 6/19/2025

Report Date: 6/30/2025

DESCRIPTION/TEAM	SCOPE	PHOTO
<p>Project Title: Countywide Buildings Renewal/Replacement</p> <p>Project Number: Q014</p> <p>BCC District: CW</p> <p>Delivery Method: Varies</p> <p>Category: G02-General Government Facilities</p> <p>Status: Varies</p> <p>Designer: Varies</p> <p>Contractor: Varies</p> <p>Project Manager: Varies</p>	<p>This project addresses backlogged building system renewal and replacement, ranging from envelope components (roofs, walls, structural elements, window and weatherproofing), HVAC, plumbing, electrical, ceiling and lighting, back-up power, flooring and painting.</p> <p>FY23 IST \$4,015,800, FY24 IST \$6,154,093, FY25 IST \$4,015,800, FY26 IST \$4,015,800, and FY27 IST \$1,463,792.</p>	

SCHEDULE SUMMARY	PARTICIPATION	FUNDING									
<table><tr><th></th><th>Original</th><th>Actual</th></tr><tr><td>Projects Commencement</td><td>1/2/2023</td><td>5/17/2023</td></tr><tr><td>Projects Completion</td><td></td><td></td></tr></table>		Original	Actual	Projects Commencement	1/2/2023	5/17/2023	Projects Completion			<p>Consultant</p> <p>SBE Varies</p> <p>Local Varies</p> <p>Contractor</p> <p>SBE Varies</p> <p>Local Varies</p>	<div><div></div><div>Construction</div></div>   <p>Current Budget</p> <p>Fund Source</p>
	Original	Actual									
Projects Commencement	1/2/2023	5/17/2023									
Projects Completion											

FINANCIAL SUMMARY					NOTES
	Project Budget	Committed	% Committed	Paid To Date	
	A	B	C=B/A	D	
Construction	\$19,674,325	\$749,168	3.81%	\$692,526	<p>FDO will target single scope of work projects commanding high dollar values or combined scopes of work at single buildings/facilities for this funding to simplify tracking and reporting. Mid-County Senior Center: The reroofing project is complete; however, final payment is pending until the carport damage has been repaired. Highridge Family Center Roof Replacement: CID has provided the final set of scopes for the roof replacement. An intial plan for additional work using Q014 funds over the coming years has been developed.</p>
TOTAL	\$19,674,325	\$749,168	3.81%	\$692,526	




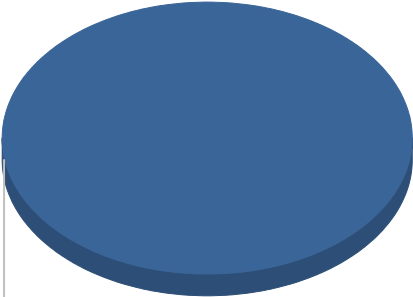
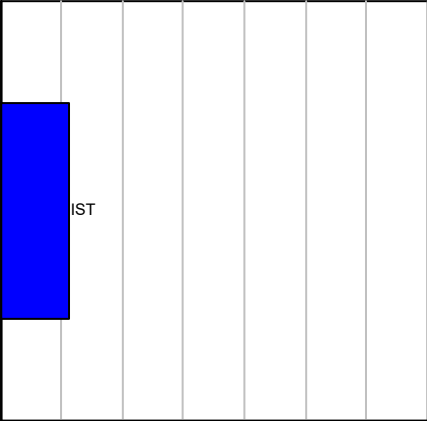
Monthly Infrastructure Sales Tax Project Report

Large Cap Projects

Data Date: 6/19/2025

Report Date: 6/30/2025

DESCRIPTION/TEAM	SCOPE	PHOTO
<p>Project Title: Public Safety Equipment</p> <p>Project Number: Q015</p> <p>BCC District: CW</p> <p>Delivery Method: Direct Purchase</p> <p>Category: S04-Sheriff</p> <p>Status: Construction</p> <p>Designer: N/A</p> <p>Contractor: N/A</p> <p>Project Manager: Isami Ayala-Collazo</p>	<p>This project funds the replacement of PBSO public safety vehicles and related equipment (other than radios), tools and/or services.</p> <p>FY 2022 \$11,182,970.00 IST</p>	

SCHEDULE SUMMARY	PARTICIPATION	FUNDING									
<table><thead><tr><th></th><th>Original</th><th>Actual</th></tr></thead><tbody><tr><td>Project Start</td><td>4/3/2024</td><td>4/3/2024</td></tr><tr><td>Project Completion TBD</td><td></td><td></td></tr></tbody></table>		Original	Actual	Project Start	4/3/2024	4/3/2024	Project Completion TBD			<p>Consultant</p> <p>SBE N/A</p> <p>Local N/A</p> <p>Contractor</p> <p>SBE N/A</p> <p>Local N/A</p>	<div><div></div><div>IST</div><div>Construction</div></div>   <p>Current Budget</p> <p>Fund Source</p>
	Original	Actual									
Project Start	4/3/2024	4/3/2024									
Project Completion TBD											

FINANCIAL SUMMARY					NOTES				
	Project Budget	Committed	% Committed	Paid To Date	Prioritization, identification and cost of specific assets are determined by the Sheriff's Office with administration support being performed by FD&O through a Project Funding Agreement with the County .				
	A	B	C=B/A	D					
Construction	\$11,182,970	\$0	0.00%	\$0					
Furniture, Fixtures & Equipment	\$0	\$8,419,560	0.00%	\$8,419,560					
TOTAL	\$11,182,970	\$8,419,560	75.29%	\$8,419,560					

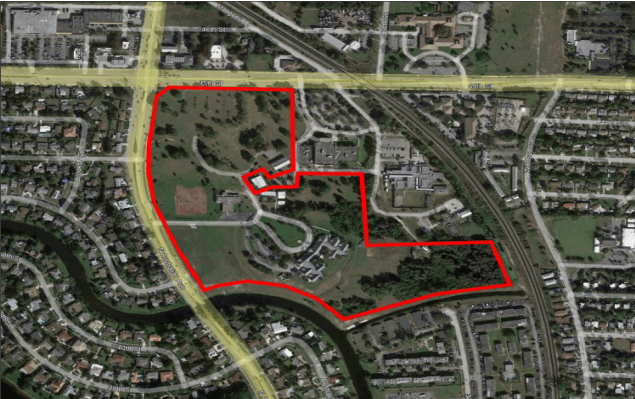


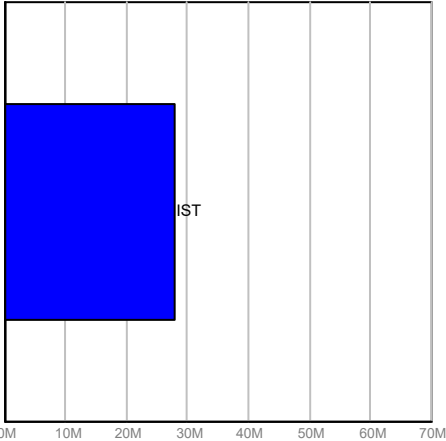
Monthly Infrastructure Sales Tax Project Report

Large Cap Projects

Data Date: 6/19/2025

Report Date: 6/30/2025

DESCRIPTION/TEAM	SCOPE	PHOTO
<p>Project Title: 810 Datura Building Replacement</p> <p>Project Number: Q018</p> <p>BCC District: 07</p> <p>Delivery Method: CMAR</p> <p>Category: G02-General Government Facilities</p> <p>Status: Design</p> <p>Designer: Alfonso Hernandez Architect, LLC</p> <p>Contractor: D. Stephenson</p> <p>Project Manager: Terri Wolfe</p>	<p>This project relocates the Community Services Department from 810 Datura Street to the County's 45th Street Complex. The result will be a modern office building to replace the existing facility which is 50+ years old, providing adequate space for services and programs into the future.</p> <p>FY 2023 - \$2,600,000</p> <p>FY 2024 - \$1,575,600</p> <p>FY 2025 - \$5,000,000</p> <p>FY 2026 - \$18,660,000</p>	

SCHEDULE SUMMARY	PARTICIPATION	FUNDING																					
<table><tr><th></th><th>Original</th><th>Actual</th></tr><tr><td>Project Start</td><td>10/1/2024</td><td>2/9/2022</td></tr><tr><td>Programming</td><td>5/12/2023</td><td>5/12/2023</td></tr><tr><td>Design</td><td>8/1/2023</td><td>8/1/2023</td></tr><tr><td>Construction Commencement</td><td>1/1/2026</td><td></td></tr><tr><td>Construction Completion</td><td>6/7/2027</td><td></td></tr><tr><td>Substantial Completion</td><td>4/5/2027</td><td></td></tr></table>		Original	Actual	Project Start	10/1/2024	2/9/2022	Programming	5/12/2023	5/12/2023	Design	8/1/2023	8/1/2023	Construction Commencement	1/1/2026		Construction Completion	6/7/2027		Substantial Completion	4/5/2027		<p>Consultant</p> <p>SBE 82%</p> <p>Local 82%</p> <p>Contractor</p> <p>SBE TBD</p> <p>Local TBD</p>	 
	Original	Actual																					
Project Start	10/1/2024	2/9/2022																					
Programming	5/12/2023	5/12/2023																					
Design	8/1/2023	8/1/2023																					
Construction Commencement	1/1/2026																						
Construction Completion	6/7/2027																						
Substantial Completion	4/5/2027																						

FINANCIAL SUMMARY					NOTES				
	Project Budget	Committed	% Committed	Paid To Date	Drawings are 95% complete and submitted for permit. 100% drawings follow value engineering and minor updates. Substantial completion is targeted for Spring 2027, including FF&E installation. Comcast, AT&T, and FP&L coordination continues. Roadway bid delays may impact alignment; FD&O is evaluating options to maintain the Datura property conveyance schedule. Total project cost is estimated at \$50M; the balance of which is planned as part of a bond issuance in Fiscal Year 2026.				
	A	B	C=B/A	D					
Design	\$2,700,000	\$2,312,002	85.63%	\$1,454,301					
Construction	\$23,135,600	\$339,297	1.47%	\$273,534					
Other	\$2,000,000	\$716,882	35.84%	\$657,832					
TOTAL	\$27,835,600	\$3,368,181	12.10%	\$2,385,667					



Monthly Infrastructure Sales Tax Project Report

Large Cap Projects

Data Date: 6/19/2025

Report Date: 6/30/2025

DESCRIPTION/TEAM	SCOPE	PHOTO
<p>Project Title: Detention Center Facilities R/R (Phases 3-5)</p> <p>Project Number: Q019</p> <p>BCC District: 03</p> <p>Delivery Method: Construction Management</p> <p>Category: S06-Sheriff - FDO</p> <p>Status: Construction</p> <p>Designer: Leo A. Daly</p> <p>Contractor: Hedrick Brothers Construction</p> <p>Project Manager: Jeffrey Halverson</p>	<p>Phases 3-5 consist of the East Tower and West Tower which are located at the Main Detention Center. The West Detention Center is located in Belle Glade. The design for both towers and the West Detention Center will require repairing and replacing MEP, Fire Sprinkler System, Low Voltage Systems and interior finishes.</p> <p>Detention Center Facilities R/R (Phases 3-5)</p> <p>FY 2018 IST \$8,500,000, FY 2019 IST \$14,700,000, FY 2020 IST \$9,800,000, FY 2022 IST \$10,000,000, FY 2024 IST \$4,802,000 FY 2025 IST \$23,023,759</p>	

SCHEDULE SUMMARY	PARTICIPATION	FUNDING																		
<table><thead><tr><th></th><th>Original</th><th>Actual</th></tr></thead><tbody><tr><td>East Tower Design Start</td><td>11/12/2018</td><td>7/11/2019</td></tr><tr><td>East Tower Construction Start-Phase 3</td><td>10/14/2019</td><td>11/18/2020</td></tr><tr><td>East Tower Substantial Completion</td><td>5/11/2022</td><td>12/11/2023</td></tr><tr><td>West Tower Design Start-Phase 4</td><td>3/8/2022</td><td>6/10/2024</td></tr><tr><td>West Tower Construction Start-Phase 4</td><td>1/2/2024</td><td>9/9/2024</td></tr></tbody></table>		Original	Actual	East Tower Design Start	11/12/2018	7/11/2019	East Tower Construction Start-Phase 3	10/14/2019	11/18/2020	East Tower Substantial Completion	5/11/2022	12/11/2023	West Tower Design Start-Phase 4	3/8/2022	6/10/2024	West Tower Construction Start-Phase 4	1/2/2024	9/9/2024	<p>Consultant</p> <p>SBE 19.88%</p> <p>Local 67%</p> <p>Contractor</p> <p>SBE 63%</p> <p>Local 84%</p>	<p>Current Budget</p> <p>Fund Source</p>
	Original	Actual																		
East Tower Design Start	11/12/2018	7/11/2019																		
East Tower Construction Start-Phase 3	10/14/2019	11/18/2020																		
East Tower Substantial Completion	5/11/2022	12/11/2023																		
West Tower Design Start-Phase 4	3/8/2022	6/10/2024																		
West Tower Construction Start-Phase 4	1/2/2024	9/9/2024																		

FINANCIAL SUMMARY					NOTES				
	Project Budget	Committed	% Committed	Paid To Date	Demolition is underway, including electrical systems between control rooms on levels 5, 3, and 1, and lighting in the West Tower penthouse; the cold water chiller lines will be shut down soon for work on 19 AHUs, multiple CM-issued RFIs are being addressed, and a boiler tank replacement is required following the hot water boiler's failure shortly after the West Tower was vacated.				
	A	B	C=B/A	D					
Design	\$2,142,334	\$2,951,929	137.79%	\$2,216,231					
Construction	\$63,846,499	\$64,194,639	100.55%	\$27,128,450					
Other	\$24,308	\$1,328,794	5,466.49%	\$952,935					
Contingency	\$4,802,000	\$2,300,000	47.90%	\$2,213,195					
TOTAL	\$70,815,141	\$70,775,362	99.94%	\$32,510,811					




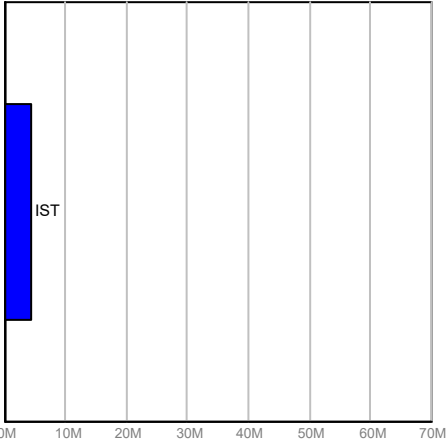
Monthly Infrastructure Sales Tax Project Report

Large Cap Projects

Data Date: 6/19/2025

Report Date: 6/30/2025

DESCRIPTION/TEAM	SCOPE	PHOTO
<p>Project Title: West Boynton Park Athletic Field Renovations Sports Turf</p> <p>Project Number: T002</p> <p>BCC District: 02</p> <p>Delivery Method: CMAR</p> <p>Category: A06-Athletic Field Renovations</p> <p>Status: Construction</p> <p>Designer: Florida Transportation Engineering</p> <p>Contractor: LTG Sports Turf One</p> <p>Project Manager: David Polson</p>	<p>Replacement of existing grass field turf with synthetic turf on multi-purpose field 1 & 2.</p> <p>Funded:</p> <p>FY 2017 \$2,000,000</p> <p>FY 2018 (\$1,011,658)</p> <p>FY 2022 \$1,196,658</p> <p>FY 2024 \$2,202,067</p>	

SCHEDULE SUMMARY	PARTICIPATION	FUNDING																																	
<table><thead><tr><th></th><th>Original</th><th>Actual</th></tr></thead><tbody><tr><td>Begin Existing Site Surveys</td><td>1/29/2020</td><td>1/29/2020</td></tr><tr><td>Complete Existing Site Surveys</td><td>6/30/2020</td><td>3/9/2020</td></tr><tr><td>Finalization of Existing Site Surveys</td><td>8/30/2020</td><td>10/16/2020</td></tr><tr><td>Design RFP Proposals Due</td><td>9/4/2020</td><td>9/10/2020</td></tr><tr><td>Design RFP Final Selection</td><td>10/29/2020</td><td>10/29/2020</td></tr><tr><td>Consultant Contract Issuance</td><td>12/14/2020</td><td>4/20/2021</td></tr><tr><td>Design Completion</td><td>12/31/2021</td><td>10/23/2023</td></tr><tr><td>Turf Supplier RFP Proposal Due</td><td>4/30/2022</td><td>6/6/2023</td></tr><tr><td>Turf Contract GMP Executed</td><td>9/17/2024</td><td>9/17/2024</td></tr><tr><td>Turf Contract Substantial Completion</td><td>1/30/2026</td><td></td></tr></tbody></table>		Original	Actual	Begin Existing Site Surveys	1/29/2020	1/29/2020	Complete Existing Site Surveys	6/30/2020	3/9/2020	Finalization of Existing Site Surveys	8/30/2020	10/16/2020	Design RFP Proposals Due	9/4/2020	9/10/2020	Design RFP Final Selection	10/29/2020	10/29/2020	Consultant Contract Issuance	12/14/2020	4/20/2021	Design Completion	12/31/2021	10/23/2023	Turf Supplier RFP Proposal Due	4/30/2022	6/6/2023	Turf Contract GMP Executed	9/17/2024	9/17/2024	Turf Contract Substantial Completion	1/30/2026		<p>Consultant</p> <p>SBE 25%</p> <p>Local 25%</p> <p>Contractor</p> <p>SBE N/A</p> <p>Local N/A</p>	  <p>Current Budget</p> <p>Fund Source</p>
	Original	Actual																																	
Begin Existing Site Surveys	1/29/2020	1/29/2020																																	
Complete Existing Site Surveys	6/30/2020	3/9/2020																																	
Finalization of Existing Site Surveys	8/30/2020	10/16/2020																																	
Design RFP Proposals Due	9/4/2020	9/10/2020																																	
Design RFP Final Selection	10/29/2020	10/29/2020																																	
Consultant Contract Issuance	12/14/2020	4/20/2021																																	
Design Completion	12/31/2021	10/23/2023																																	
Turf Supplier RFP Proposal Due	4/30/2022	6/6/2023																																	
Turf Contract GMP Executed	9/17/2024	9/17/2024																																	
Turf Contract Substantial Completion	1/30/2026																																		

FINANCIAL SUMMARY					NOTES				
	Project Budget	Committed	% Committed	Paid To Date	<p>The GMP package was submitted on July 30, 2024, for the BCC meeting scheduled on September 17, 2024. The building permit submission was completed in May 2024, and the pre-construction kick-off meeting took place on September 25, 2024. OAC meetings have not yet commenced, but the Notice to Proceed was issued on October 21, 2024.</p>				
	A	B	C=B/A	D					
Design	\$1,000,000	\$223,724	22.37%	\$183,103					
Construction	\$3,387,067	\$3,625,200	107.03%	\$51,890					
Furniture, Fixtures & Equipment	\$0	\$0	0.00%	\$0					
Other	\$0	\$459	0.00%	\$459					
Contingency	\$0	\$0	0.00%	\$0					
TOTAL	\$4,387,067	\$3,849,383	87.74%	\$235,452					



Monthly Infrastructure Sales Tax Project Report

Large Cap Projects

Data Date: 6/19/2025

Report Date: 6/30/2025

DESCRIPTION/TEAM

Project Title: Buttonwood Park

Project Number: T003

BCC District: 03

Delivery Method: CMAR

Category: A06-Athletic Field Renovations

Status: Construction

Designer: Florida Transportation Engineering

Contractor: LTG Sports Turf One

Project Manager: David Polson

SCOPE

Replacement of existing grass field turf with synthetic turf on multi-purpose field 2 & 3

Funded:

FY 2017 \$1,500,000

FY 2018 (\$1,488,342)

FY 2021 \$900,000

FY 2022 \$1,963,342

FY 2024 \$2,193,828

PHOTO



SCHEDULE SUMMARY

	Original	Actual
Begin Existing Site Surveys	1/29/2020	1/29/2020
Complete Existing Site Surveys	8/30/2020	5/18/2021
Finalization of Existing Site Surveys	8/30/2020	8/23/2021
Design RFP Proposals Due	9/4/2020	9/10/2020
Consultant Contract Issuance	12/14/2020	4/20/2021
Design Completion	12/31/2021	10/23/2023
Turf Supplier RFP Proposal Due	4/30/2022	6/6/2023
Turf Contract Substantial Completion	1/30/2026	
Turf Contract GMP Executed	9/17/2024	9/17/2024
Design RFP Final Selection	10/29/2020	10/29/2020

PARTICIPATION

Consultant

SBE 25%

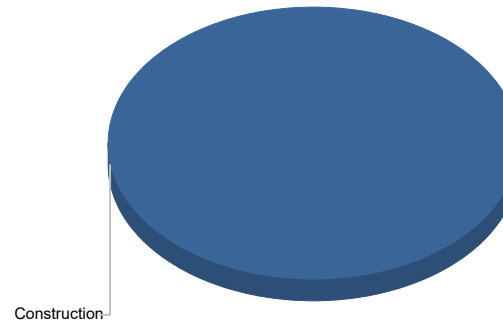
Local 25%

Contractor

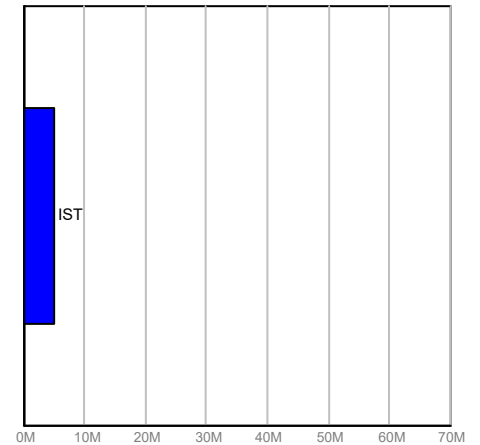
SBE N/A

Local N/A

FUNDING



Current Budget



Fund Source

FINANCIAL SUMMARY

	Project Budget	Committed	% Committed	Paid To Date
	A	B	C=B/A	D
Design	\$0	\$251,666	0.00%	\$223,325
Construction	\$5,068,828	\$4,241,822	83.68%	\$1,106,322
Furniture, Fixtures & Equipment	\$0	\$0	0.00%	\$0
Other	\$0	\$12,458	0.00%	\$12,458
Contingency	\$0	\$0	0.00%	\$0
TOTAL	\$5,068,828	\$4,505,947	88.90%	\$1,342,106

NOTES

GMP package submitted 7/30/2024 for 9/17/2024BCC meeting. Project funding shortfall rectification complete. Building permit submission made in May 2024; issuance expected to be prior to construction NTP. Pre-construction kick-off meeting held 9/25/2024. OAC meetings are held 1st and 3rd Wednesday at 10:00 AM, Notice to Proceed was issued on October 21, 2024. Field drainage is underway, scoreboard relocation (2) complete, irrigation system has to be reconfigured to accommodate the new fields. Parks & Recreation will be renovating the grass field at the same time the turf installation is underway. Clearing and grubbing is complete, practice field turf is complete, and Field #1 turf installation is underway. Substantial completion anticipated 7/15/2025.




Monthly Infrastructure Sales Tax Project Report

Large Cap Projects

Data Date: 6/19/2025

Report Date: 6/30/2025

DESCRIPTION/TEAM	SCOPE	PHOTO
<p>Project Title: Community Park - New Development</p> <p>Project Number: T004</p> <p>BCC District: Multiple</p> <p>Delivery Method: Varies</p> <p>Category: N02-New Park Development</p> <p>Status: Varies</p> <p>Designer: Varies</p> <p>Contractor: Varies</p> <p>Project Manager: Varies</p>	<p>Construction of neighborhood park facilities for under served Countywide Community Revitalization Team (CCRT) areas.</p> <p>FY 2017 IST: \$1,000,000</p> <p>FY 2021 IST: \$4,900,000</p> <p>FY 2022 IST: (\$3,900,000)</p> <p>FY 2024 IST: \$3,610,000</p>	

SCHEDULE SUMMARY		PARTICIPATION		FUNDING	
Original	Actual				
Varies by location. Work ongoing					

FINANCIAL SUMMARY					NOTES				
	Project Budget	Committed	% Committed	Paid To Date					
	A	B	C=B/A	D					
Design	\$599,983	\$837,418	139.57%	\$791,118					
Construction	\$4,692,035	\$303,260	6.46%	\$275,229					
Furniture, Fixtures & Equipment	\$0	\$0	0.00%	\$0					
Other	\$32,965	\$33,190	100.68%	\$33,190					
Contingency	\$295,000	\$0	0.00%	\$0					
TOTAL	\$5,619,983	\$1,173,868	20.89%	\$1,099,537					

Bridgeman; Construction of a .32 acre neighborhood park on a WUD parcel to serve the Belvedere Heights CCRT neighborhood within the Westgate CRA. Completed in 5/2020 with \$32,415 of IST funds. Paulette Burdick; Supplemental #5 proposal for the relocation of the boundary line was negotiated, waiting for documentation submittal to initiate CSA package preparation . PREM is working on the Title update. Gramercy; See P945 for reporting.



Monthly Infrastructure Sales Tax Project Report

Large Cap Projects

Data Date: 6/19/2025

Report Date: 6/30/2025

DESCRIPTION/TEAM

Project Title: FY 2018 Playground Replacements-Countywide
Project Number: T026
BCC District: Multiple
Delivery Method: Minor Construction Annual Contract
Category: P06-Playground Replacement
Status: Construction
Designer: Varies
Contractor: DW Recreation
Project Manager: Javier Torres

SCOPE

Replacement of Playgrounds: Okeeheelee (Alligator Playground), Loggerhead Picnic Area, Glades Pioneer Park, Jupiter Farms, Buttonwood, Morikami Biwa Pavilion, Ocean Cay, Seminole Palms, Dubois, Carlin (W. Gumbo Limbo Playground & W. Playground), JPP. FY 2018 \$812,000, FY 2019 \$1,589,750, and FY2024 \$293,014.

PHOTO



SCHEDULE SUMMARY

	Original	Actual
Project Design Start	7/1/2020	7/1/2020
Phase I Substantial Completion	12/19/2022	11/10/2023
Phase II Construction Start	6/12/2023	
Phase I Completion	12/8/2023	12/8/2023
Phase III Start	3/8/2024	

PARTICIPATION

Consultant

SBE N/A

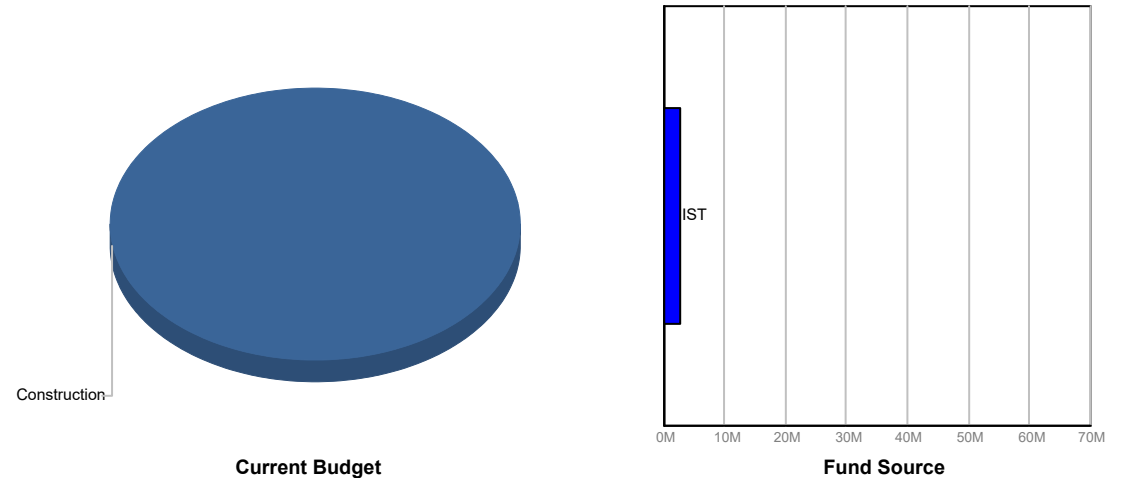
Local N/A

Contractor

SBE 95.5%

Local 95.5%

FUNDING



FINANCIAL SUMMARY

	Project Budget	Committed	% Committed	Paid To Date
	A	B	C=B/A	D
Design	\$0	\$1,102,988	0.00%	\$1,102,988
Construction	\$2,694,764	\$80,384	2.98%	\$79,325
TOTAL	\$2,694,764	\$1,183,373	43.91%	\$1,182,313

NOTES

Phase I: Carlin/Jupiter Farms/Ocean Cay/& Dubois are complete. Phase II Projects: Loggerhead & Glades Pioneer: Engineering services received by CID. CSA#1 package completed and is awaiting approval. . Phase III: Buttonwood, Morikami, Seminole Palms, and JPP; No activity.



Monthly Infrastructure Sales Tax Project Report

Large Cap Projects

Data Date: 6/19/2025

Report Date: 6/30/2025

DESCRIPTION/TEAM

Project Title: Bert Winters Park Redevelopment

Project Number: T041
BCC District: 01
Delivery Method: Annual Contract
Category: E02-Existing Park Redevelopment or Expansion
Status: Permitting
Designer: Architecture Green
Contractor: TBD
Project Manager: Sunil Jagoo

SCOPE

Demolish former PBMI building, tennis courts, and playground. Remove lights and poles servicing Field 2. Renovate Baseball Field 1. Construct new regulation 220' x 360' multipurpose field. Construct new 30' x 60' rental pavilion. Construct new playground area. Renovate existing day use dock for public use. Construct new paved parking, curbing, landscaping, sidewalks and picnic areas. Install new underground infrastructure and site lighting. FY2019 IST \$200,000, FY2021 IST \$1,500,000, and FY2024 IST \$207,400
\$220K FIND Phase II Planning, Design and Permitting Costs
\$800K FIND Phase II Redevelopment (Construction) – Grant Contract Executed.

PHOTO



SCHEDULE SUMMARY

	Original	Actual
Project Start	8/22/2019	8/22/2019
Asbestos Report Initiated	8/23/2019	8/23/2019
Asbestos Report Completion	10/1/2019	10/1/2019
Demolition Start	11/12/2019	4/16/2020
Demolition Completion	12/5/2019	8/17/2020
Design Completion	7/1/2020	11/16/2022
Permitting Start(Dock)	7/15/2020	11/30/2022
Permitting Completion(Dock)	12/31/2020	3/29/2023
Permitting Start(Site)	4/9/2024	4/9/2024
IFQ Advertise	11/5/2024	11/5/2024
Addendum 2	12/3/2024	12/3/2024
Bid Due Extended	12/19/2024	

PARTICIPATION

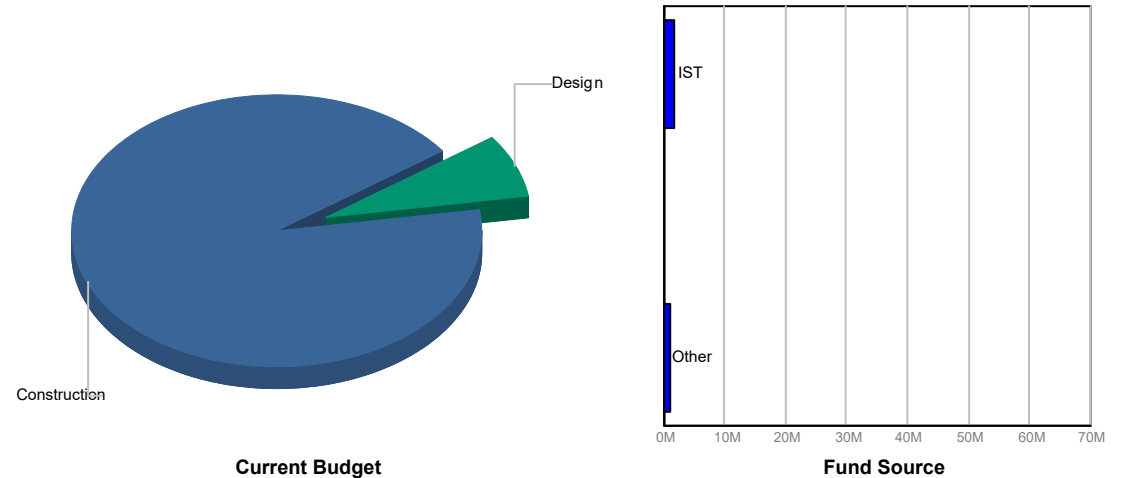
Consultant

SBE 89.28%
Local 100%

Contractor

SBE TBD
Local TBD

FUNDING



FINANCIAL SUMMARY

	Project Budget	Committed	% Committed	Paid To Date
	A	B	C=B/A	D
Design	\$220,000	\$0	0.00%	\$0
Construction	\$2,707,400	\$670,109	24.75%	\$273,594
Contingency	\$0	\$841	0.00%	\$841
TOTAL	\$2,927,400	\$670,949	22.92%	\$274,435

NOTES

The winning bidder, Ralph Della-Pietra, Inc., has been selected. The contract package is scheduled for the BCC meeting on August 19, 2025, after which the building permit will be issued.



Monthly Infrastructure Sales Tax Project Report

Large Cap Projects

Data Date: 6/19/2025

Report Date: 6/30/2025

DESCRIPTION/TEAM

Project Title: Aqua Crest Pool Facility Replacement

Project Number: T077
BCC District: 07
Delivery Method: CMR
Category: A02-Aquatic Facility Repair and Replacement
Status: Design
Designer: Ohlson Lavoie Collaborative
Contractor: TBD
Project Manager: Javier Torres/David Hawke

SCOPE

The work consist of the design and renovation of the existing Aqua Crest pool facility. The scope includes but is not limited to: pool improvements such as leak detection, re-surface, lane marker replacement, filtration system replacement; pool deck renovations; demolition of wadding pool; new splash pad; relocation of ticketing booth, admin offices, guards room and weight's room; bathroom renovations; new shade structures and Marquee sign.
FY 2019 IST: \$6,000,000
FY 2022 IST: (\$5,000,000)
FY 2023 IST: \$11,152,500
FY 2024 IST: \$11,058,928

PHOTO



SCHEDULE SUMMARY

	Original	Actual
Pre-Scope meeting	2/20/2019	2/20/2019
Design Services Advertisement	6/17/2019	8/4/2019
Consultant BCC Approval	1/14/2020	5/5/2020
Design Start	1/21/2020	6/6/2023
Construction Start	3/9/2021	
Substantial Completion	3/8/2022	
Project Close-out	5/3/2022	

PARTICIPATION

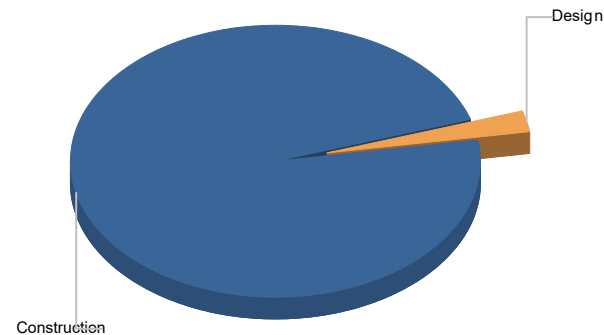
Consultant

SBE 20%
Local 100%

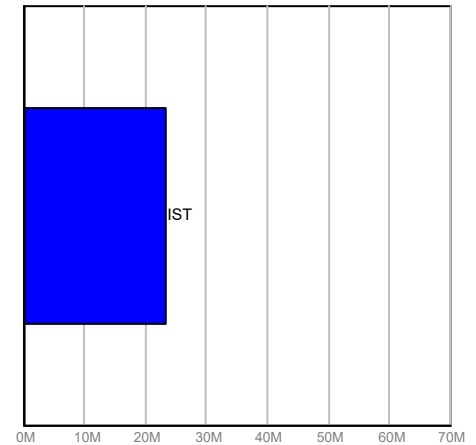
Contractor

SBE TBD
Local TBD

FUNDING



Current Budget



Fund Source

FINANCIAL SUMMARY

	Project Budget	Committed	% Committed	Paid To Date
	A	B	C=B/A	D
Design	\$600,000	\$1,679,103	279.85%	\$408,934
Construction	\$22,611,428	\$43,949	0.19%	\$43,949
TOTAL	\$23,211,428	\$1,723,053	7.42%	\$452,884

NOTES

OLC Architects have been given the FDO design and construction budget (\$22.5M). We estimate that a ±9,500 sq. ft. building is the correct total net square footage. As requested by Parks, the new 52-meter competition swimming pool, along with the 'learn-to-swim' program, will be included in the schematic design for Phase 1 while ensuring underground infrastructure is in place for Phase 2 and controlling scope to maintain the budget.



Monthly Infrastructure Sales Tax Project Report

Large Cap Projects

Data Date: 6/19/2025

Report Date: 6/30/2025

DESCRIPTION/TEAM	SCOPE	PHOTO
<p>Project Title: Dyer Park Athletic Field Renovation</p> <p>Project Number: T099</p> <p>BCC District: 07</p> <p>Delivery Method: CMAR</p> <p>Category: A06-Athletic Field Renovations</p> <p>Status: Construction</p> <p>Designer: Florida Transportation Engineering</p> <p>Contractor: LTG Sports Turf One</p> <p>Project Manager: David Polson</p>	<p>Replacement of existing grass field turf with synthetic turf on multi-purpose field 3, 4, & 5 as well as additional damaged area.</p> <p>Funded: FY 2020 \$6,000,000</p> <p>FY 2024 \$1,724,581</p>	

SCHEDULE SUMMARY	PARTICIPATION	FUNDING																																	
<table><thead><tr><th></th><th>Original</th><th>Actual</th></tr></thead><tbody><tr><td>Begin Existing Site Surveys</td><td>1/29/2020</td><td>1/29/2020</td></tr><tr><td>Complete Existing Site Surveys</td><td>6/30/2020</td><td>5/29/2020</td></tr><tr><td>Finalization of Existing Site Surveys</td><td>8/30/2020</td><td>10/16/2020</td></tr><tr><td>Design RFP Proposals Due</td><td>9/4/2020</td><td>9/10/2020</td></tr><tr><td>Design RFP Final Selection</td><td>10/29/2020</td><td>10/29/2020</td></tr><tr><td>Consultant Contract Issuance</td><td>12/14/2020</td><td>4/20/2021</td></tr><tr><td>Design Completion</td><td>12/31/2021</td><td>10/23/2023</td></tr><tr><td>Turf Supplier RFP Proposal Due</td><td>4/30/2022</td><td>6/6/2023</td></tr><tr><td>Turf Contract GMP Executed</td><td>9/17/2024</td><td>9/17/2024</td></tr><tr><td>Turf Contract Substantial Completion</td><td>1/30/2026</td><td></td></tr></tbody></table>		Original	Actual	Begin Existing Site Surveys	1/29/2020	1/29/2020	Complete Existing Site Surveys	6/30/2020	5/29/2020	Finalization of Existing Site Surveys	8/30/2020	10/16/2020	Design RFP Proposals Due	9/4/2020	9/10/2020	Design RFP Final Selection	10/29/2020	10/29/2020	Consultant Contract Issuance	12/14/2020	4/20/2021	Design Completion	12/31/2021	10/23/2023	Turf Supplier RFP Proposal Due	4/30/2022	6/6/2023	Turf Contract GMP Executed	9/17/2024	9/17/2024	Turf Contract Substantial Completion	1/30/2026		<p>Consultant</p> <p>SBE 25%</p> <p>Local 25%</p> <p>Contractor</p> <p>SBE N/A</p> <p>Local N/A</p>	<p>Current Budget</p> <p>Fund Source</p>
	Original	Actual																																	
Begin Existing Site Surveys	1/29/2020	1/29/2020																																	
Complete Existing Site Surveys	6/30/2020	5/29/2020																																	
Finalization of Existing Site Surveys	8/30/2020	10/16/2020																																	
Design RFP Proposals Due	9/4/2020	9/10/2020																																	
Design RFP Final Selection	10/29/2020	10/29/2020																																	
Consultant Contract Issuance	12/14/2020	4/20/2021																																	
Design Completion	12/31/2021	10/23/2023																																	
Turf Supplier RFP Proposal Due	4/30/2022	6/6/2023																																	
Turf Contract GMP Executed	9/17/2024	9/17/2024																																	
Turf Contract Substantial Completion	1/30/2026																																		

FINANCIAL SUMMARY					NOTES
	Project Budget	Committed	% Committed	Paid To Date	<p>The GMP package was submitted on July 30, 2024, for the BCC meeting scheduled on September 17, 2024. The building permit submission was completed in May 2024, and the pre-construction kick-off meeting took place on September 25, 2024. OAC meetings have not yet commenced, but the Notice to Proceed was issued on October 21, 2024.</p>
	A	B	C=B/A	D	
Design	\$1,347,644	\$429,074	31.84%	\$425,125	
Construction	\$6,376,937	\$6,352,822	99.62%	\$1,834	
TOTAL	\$7,724,581	\$6,781,896	87.80%	\$426,959	




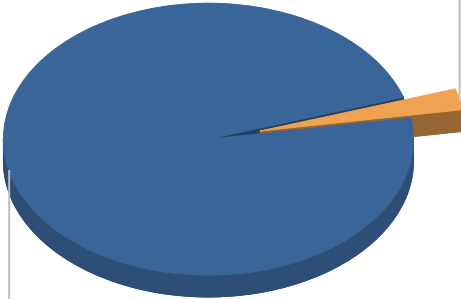
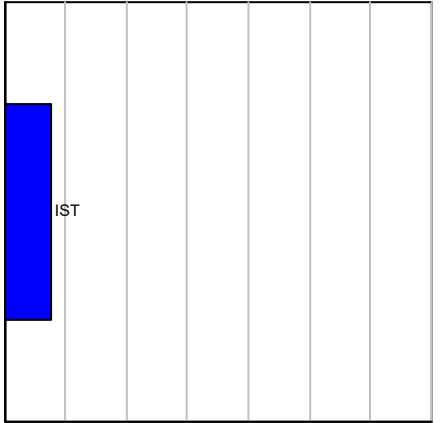
Monthly Infrastructure Sales Tax Project Report

Large Cap Projects

Data Date: 6/19/2025

Report Date: 6/30/2025

DESCRIPTION/TEAM	SCOPE	PHOTO
<p>Project Title: Caloosa Park Athletic Field Renovation</p> <p>Project Number: T100</p> <p>BCC District: 04</p> <p>Delivery Method: CMAR</p> <p>Category: A06-Athletic Field Renovations</p> <p>Status: Construction</p> <p>Designer: Florida Transportation Engineering</p> <p>Contractor: LTG Sports Turf One</p> <p>Project Manager: David Polson</p>	<p>Replacement of existing grass field turf with synthetic turf on multi-purpose field 1 & 3 as well as converted from multi-purpose field 4 converted from softball.</p> <p>Funded: FY 2020 \$4,000,000 and FY 2024 \$3,812,826</p>	

SCHEDULE SUMMARY	PARTICIPATION	FUNDING																																	
<table><thead><tr><th></th><th>Original</th><th>Actual</th></tr></thead><tbody><tr><td>Begin Existing Site Surveys</td><td>1/29/2020</td><td>1/29/2020</td></tr><tr><td>Complete Existing Site Surveys</td><td>6/30/2020</td><td>3/30/2020</td></tr><tr><td>Finalization of Existing Site Surveys</td><td>8/30/2020</td><td>6/7/2020</td></tr><tr><td>Design RFP Proposals Due</td><td>9/4/2020</td><td>9/10/2020</td></tr><tr><td>Design RFP Final Selection</td><td>10/29/2020</td><td>10/29/2020</td></tr><tr><td>Consultant Contract Issuance</td><td>12/14/2020</td><td>4/20/2021</td></tr><tr><td>Design Completion</td><td>12/31/2021</td><td>10/10/2023</td></tr><tr><td>Turf Supplier RFP Proposal Due</td><td>4/30/2023</td><td>6/6/2023</td></tr><tr><td>Turf Contract GMP Executed</td><td>9/18/2023</td><td>9/18/2024</td></tr><tr><td>Turf Contract Substantial Completion</td><td>1/30/2026</td><td></td></tr></tbody></table>		Original	Actual	Begin Existing Site Surveys	1/29/2020	1/29/2020	Complete Existing Site Surveys	6/30/2020	3/30/2020	Finalization of Existing Site Surveys	8/30/2020	6/7/2020	Design RFP Proposals Due	9/4/2020	9/10/2020	Design RFP Final Selection	10/29/2020	10/29/2020	Consultant Contract Issuance	12/14/2020	4/20/2021	Design Completion	12/31/2021	10/10/2023	Turf Supplier RFP Proposal Due	4/30/2023	6/6/2023	Turf Contract GMP Executed	9/18/2023	9/18/2024	Turf Contract Substantial Completion	1/30/2026		<p>Consultant</p> <p>SBE 25%</p> <p>Local 25%</p> <p>Contractor</p> <p>SBE N/A</p> <p>Local N/A</p>	 <p>Design</p> <p>Construction</p>  <p>IST</p> <p>0M 10M 20M 30M 40M 50M 60M 70M</p> <p>Current Budget</p> <p>Fund Source</p>
	Original	Actual																																	
Begin Existing Site Surveys	1/29/2020	1/29/2020																																	
Complete Existing Site Surveys	6/30/2020	3/30/2020																																	
Finalization of Existing Site Surveys	8/30/2020	6/7/2020																																	
Design RFP Proposals Due	9/4/2020	9/10/2020																																	
Design RFP Final Selection	10/29/2020	10/29/2020																																	
Consultant Contract Issuance	12/14/2020	4/20/2021																																	
Design Completion	12/31/2021	10/10/2023																																	
Turf Supplier RFP Proposal Due	4/30/2023	6/6/2023																																	
Turf Contract GMP Executed	9/18/2023	9/18/2024																																	
Turf Contract Substantial Completion	1/30/2026																																		

FINANCIAL SUMMARY					NOTES
	Project Budget	Committed	% Committed	Paid To Date	<p>GMP package submitted on 7/30/2024, for the 9/17/2024 BCC meeting. Project funding shortfall rectification is complete. Building permit was submitted in May 2024 and has been issued.</p> <p>Pre-construction kickoff meeting was held on 9/25/2024. OAC meetings take place on the 1st and 3rd Wednesdays at 10:00 AM. NTP was issued 10/21/2024. Current construction progress: All underground utilities are complete. Dugout foundations are awaiting final permits from the City of Boynton Beach. Turf installation is complete. Field #4 backstop installation underway. Reclaimed water relocation is completed.</p>
	A	B	C=B/A	D	
Design	\$200,000	\$193,035	96.52%	\$165,505	
Construction	\$7,612,826	\$6,788,252	89.17%	\$4,484,225	
TOTAL	\$7,812,826	\$6,981,287	89.36%	\$4,649,730	




Monthly Infrastructure Sales Tax Project Report

Large Cap Projects

Data Date: 6/19/2025

Report Date: 6/30/2025

DESCRIPTION/TEAM	SCOPE	PHOTO
<p>Project Title: JPP Athletic Field Renovation</p> <p>Project Number: T101</p> <p>BCC District: 03</p> <p>Delivery Method: CMAR</p> <p>Category: A06-Athletic Field Renovations</p> <p>Status: Construction</p> <p>Designer: Florida Transportation Engineering</p> <p>Contractor: LTG Sports Turf One</p> <p>Project Manager: David Polson</p>	<p>Replacement of existing grass field turf with synthetic turf on the Miracle League Field as well as short field multi-purpose field, converted from softball 1.</p> <p>Funded: FY 2020 \$3,222,000 and FY2024 \$392,840</p>	

SCHEDULE SUMMARY	PARTICIPATION	FUNDING																																	
<table><thead><tr><th></th><th>Original</th><th>Actual</th></tr></thead><tbody><tr><td>Begin Existing Site Surveys</td><td>1/29/2020</td><td>1/29/2020</td></tr><tr><td>Complete Existing Site Surveys</td><td>6/30/2020</td><td>4/15/2020</td></tr><tr><td>Finalization of Existing Site Surveys</td><td>8/30/2020</td><td>10/15/2020</td></tr><tr><td>Design RFP Proposals Due</td><td>9/4/2020</td><td>9/10/2020</td></tr><tr><td>Design RFP Final Selection</td><td>10/29/2020</td><td>10/29/2020</td></tr><tr><td>Consultant Contract Issuance</td><td>12/14/2020</td><td>4/20/2021</td></tr><tr><td>Design Completion</td><td>12/31/2021</td><td>10/10/2023</td></tr><tr><td>Turf Supplier RFP Proposal Due</td><td>4/30/2022</td><td>6/6/2023</td></tr><tr><td>Turf Contract GMP Executed</td><td>9/17/2024</td><td>9/17/2024</td></tr><tr><td>Turf Contract Substantial Completion</td><td>1/30/2026</td><td></td></tr></tbody></table>		Original	Actual	Begin Existing Site Surveys	1/29/2020	1/29/2020	Complete Existing Site Surveys	6/30/2020	4/15/2020	Finalization of Existing Site Surveys	8/30/2020	10/15/2020	Design RFP Proposals Due	9/4/2020	9/10/2020	Design RFP Final Selection	10/29/2020	10/29/2020	Consultant Contract Issuance	12/14/2020	4/20/2021	Design Completion	12/31/2021	10/10/2023	Turf Supplier RFP Proposal Due	4/30/2022	6/6/2023	Turf Contract GMP Executed	9/17/2024	9/17/2024	Turf Contract Substantial Completion	1/30/2026		<p>Consultant</p> <p>SBE 25%</p> <p>Local 25%</p> <p>Contractor</p> <p>SBE N/A</p> <p>Local N/A</p>	 <p>Current Budget</p> <p>Fund Source</p>
	Original	Actual																																	
Begin Existing Site Surveys	1/29/2020	1/29/2020																																	
Complete Existing Site Surveys	6/30/2020	4/15/2020																																	
Finalization of Existing Site Surveys	8/30/2020	10/15/2020																																	
Design RFP Proposals Due	9/4/2020	9/10/2020																																	
Design RFP Final Selection	10/29/2020	10/29/2020																																	
Consultant Contract Issuance	12/14/2020	4/20/2021																																	
Design Completion	12/31/2021	10/10/2023																																	
Turf Supplier RFP Proposal Due	4/30/2022	6/6/2023																																	
Turf Contract GMP Executed	9/17/2024	9/17/2024																																	
Turf Contract Substantial Completion	1/30/2026																																		

FINANCIAL SUMMARY					NOTES
	Project Budget	Committed	% Committed	Paid To Date	<p>The GMP package was submitted on July 30, 2024, for the BCC meeting scheduled on September 17, 2024. The building permit submission was completed in May 2024, and the pre-construction kick-off meeting took place on September 25, 2024. OAC meetings have not yet commenced, but the Notice to Proceed was issued on October 21, 2024.</p>
	A	B	C=B/A	D	
Design	\$392,840	\$217,641	55.40%	\$217,641	
Construction	\$3,220,000	\$1,041,414	32.34%	\$99,910	
TOTAL	\$3,612,840	\$1,259,055	34.85%	\$317,551	



Monthly Infrastructure Sales Tax Project Report

Large Cap Projects

Data Date: 6/19/2025

Report Date: 6/30/2025

DESCRIPTION/TEAM

Project Title: Loggers Run Park Athletic Field Renovation
Project Number: T102
BCC District: 05
Delivery Method: CMAR
Category: A06-Athletic Field Renovations
Status: Close Out
Designer: Florida Transportation Engineering
Contractor: LTG Sports Turf One
Project Manager: David Polson

SCOPE

Replacement of existing grass field turf with synthetic turf on multi-purpose field 1 & 2.
FY 2020 IST \$3,200,000
FY 2022 IST (\$700,000)
FY 2024 IST \$1,221,889

PHOTO



SCHEDULE SUMMARY

	Original	Actual
Begin Existing Site Surveys	1/29/2020	1/29/2020
Complete Existing Site Surveys	6/30/2020	3/16/2020
Finalization of Existing Site Surveys	8/30/2020	10/16/2020
Design RFP Proposals Due	9/4/2020	9/10/2020
Design RFP Final Selection	10/29/2020	10/29/2020
Consultant Contract Issuance	12/14/2020	4/20/2021
Design Completion	12/31/2021	10/10/2023
Turf Supplier RFP Proposal Due	4/30/2022	6/6/2023
Turf Contract GMP Executed	9/17/2024	9/17/2024
Turf Contract Substantial Completion	1/30/2026	3/25/2025

PARTICIPATION

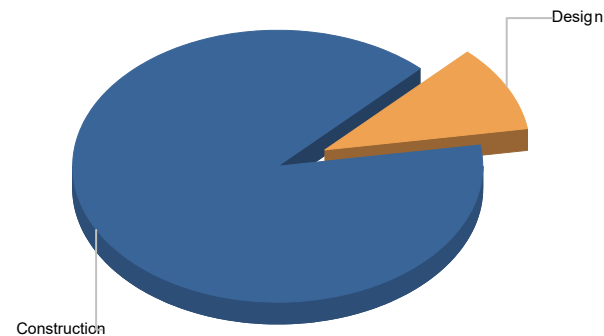
Consultant

SBE 25%
Local 25%

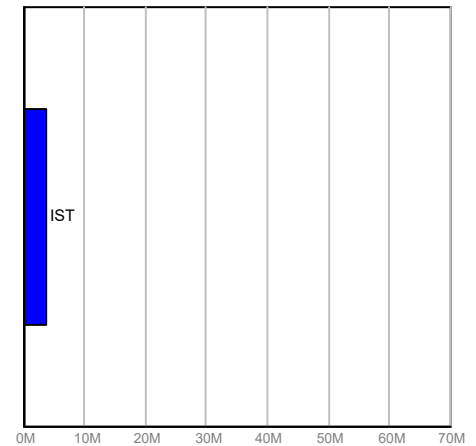
Contractor

SBE N/A
Local N/A

FUNDING



Current Budget



Fund Source

FINANCIAL SUMMARY

	Project Budget	Committed	% Committed	Paid To Date
	A	B	C=B/A	D
Design	\$384,000	\$229,289	59.71%	\$211,311
Construction	\$3,337,889	\$3,099,249	92.85%	\$2,870,584
TOTAL	\$3,721,889	\$3,328,539	89.43%	\$3,081,896

NOTES

GMP package submitted 7/30/2024 for 9/17/2024 BCC meeting. Building permit submission made in May 2024. Pre-construction kick-off meeting held 9/25/2024. OAC meetings are held 1st and 3rd Wednesday at 10:00 AM, Notice to Proceed was issued October 21, 2024. Substantial Completion was achieved on 3/5/2025. All punch list items have been corrected and signed off by the AOR. First soccer tournament was successfully held weekend of May 24th. Project is currently in closeout and cannot be fully closed out until all projects under Project #19224 have been substantially completed.



Monthly Infrastructure Sales Tax Project Report

Large Cap Projects

Data Date: 6/19/2025

Report Date: 6/30/2025

DESCRIPTION/TEAM	SCOPE	PHOTO
<p>Project Title: Samuel Friedland District Park Expansion</p> <p>Project Number: T103</p> <p>BCC District: 06</p> <p>Delivery Method: CMAR</p> <p>Category: A06-Athletic Field Renovations</p> <p>Status: Construction</p> <p>Designer: Florida Transportation Engineering</p> <p>Contractor: LTG Sports Turf One</p> <p>Project Manager: David Polson</p>	<p>Replacement of existing grass field turf with synthetic turf on multi-purpose field 9 & 10 as well as the open play field.</p> <p>Funded: FY 2020 \$3,000,000 and FY 2024 \$3,196,109</p>	

SCHEDULE SUMMARY	PARTICIPATION	FUNDING																																	
<table><thead><tr><th></th><th>Original</th><th>Actual</th></tr></thead><tbody><tr><td>Begin Existing Site Surveys</td><td>1/20/2020</td><td>1/29/2020</td></tr><tr><td>Complete Existing Site Surveys</td><td>6/30/2020</td><td>2/28/2020</td></tr><tr><td>Finalization of Existing Site Surveys</td><td>8/30/2020</td><td>10/16/2020</td></tr><tr><td>Design RFP Proposals Due</td><td>9/4/2020</td><td>9/10/2020</td></tr><tr><td>Design RFP Final Selection</td><td>10/29/2020</td><td>10/29/2020</td></tr><tr><td>Consultant Contract Issuance</td><td>12/14/2020</td><td>4/20/2021</td></tr><tr><td>Design Completion</td><td>12/31/2021</td><td>10/10/2023</td></tr><tr><td>Turf Supplier RFP Proposal Due</td><td>4/30/2022</td><td>9/6/2023</td></tr><tr><td>Turf Contract GMP Executed</td><td>9/17/2024</td><td>9/17/2024</td></tr><tr><td>Turf Contract Substantial Completion</td><td>1/30/2026</td><td></td></tr></tbody></table>		Original	Actual	Begin Existing Site Surveys	1/20/2020	1/29/2020	Complete Existing Site Surveys	6/30/2020	2/28/2020	Finalization of Existing Site Surveys	8/30/2020	10/16/2020	Design RFP Proposals Due	9/4/2020	9/10/2020	Design RFP Final Selection	10/29/2020	10/29/2020	Consultant Contract Issuance	12/14/2020	4/20/2021	Design Completion	12/31/2021	10/10/2023	Turf Supplier RFP Proposal Due	4/30/2022	9/6/2023	Turf Contract GMP Executed	9/17/2024	9/17/2024	Turf Contract Substantial Completion	1/30/2026		<p>Consultant</p> <p>SBE 25%</p> <p>Local 25%</p> <p>Contractor</p> <p>SBE N/A</p> <p>Local N/A</p>	
	Original	Actual																																	
Begin Existing Site Surveys	1/20/2020	1/29/2020																																	
Complete Existing Site Surveys	6/30/2020	2/28/2020																																	
Finalization of Existing Site Surveys	8/30/2020	10/16/2020																																	
Design RFP Proposals Due	9/4/2020	9/10/2020																																	
Design RFP Final Selection	10/29/2020	10/29/2020																																	
Consultant Contract Issuance	12/14/2020	4/20/2021																																	
Design Completion	12/31/2021	10/10/2023																																	
Turf Supplier RFP Proposal Due	4/30/2022	9/6/2023																																	
Turf Contract GMP Executed	9/17/2024	9/17/2024																																	
Turf Contract Substantial Completion	1/30/2026																																		

FINANCIAL SUMMARY					NOTES
	Project Budget	Committed	% Committed	Paid To Date	
	A	B	C=B/A	D	
Design	\$485,000	\$187,049	38.57%	\$158,853	Project funding shortfall has been rectified. Building permit was submitted in May 2024, with issuance expected prior to construction Notice to Proceed (NTP). The pre-construction kickoff meeting was held on September 25, 2024. OAC meetings are scheduled for the 1st and 3rd Wednesday of each month at 10:00 AM. Notice to Proceed was issued on October 21, 2024. Field #1 is approximately 1–2 feet lower than the adjacent fields. This elevation difference has caused flooding and will require the field to be raised accordingly. A site survey was not conducted during design. A meeting has been scheduled to discuss the scope of work and potential cost impact.
Construction	\$5,711,109	\$5,244,234	91.83%	\$97,597	
TOTAL	\$6,196,109	\$5,431,283	87.66%	\$256,450	




Monthly Infrastructure Sales Tax Project Report

Large Cap Projects

Data Date: 6/19/2025

Report Date: 6/30/2025

DESCRIPTION/TEAM	SCOPE	PHOTO
<p>Project Title: Westgate Park Restroom and Athletic Field Renovation</p> <p>Project Number: T110</p> <p>BCC District: 07</p> <p>Delivery Method: CMAR</p> <p>Category: E02-Existing Park Redevelopment or Expansion</p> <p>Status: Construction</p> <p>Designer: Florida Transportation Engineering</p> <p>Contractor: LTG Sports Turf One</p> <p>Project Manager: David Polson</p>	<p>Replacement of existing grass field turf with synthetic turf on multi-purpose field 1.</p> <p>Funded:</p> <p>FY 2020 IST \$250,000</p> <p>FY 2022 IST \$1,750,000</p> <p>FY 2024 IST \$398,460</p>	

SCHEDULE SUMMARY	PARTICIPATION	FUNDING																																	
<table><thead><tr><th></th><th>Original</th><th>Actual</th></tr></thead><tbody><tr><td>Begin Existing Site Surveys</td><td>1/29/2020</td><td>1/29/2020</td></tr><tr><td>Complete Existing Site Surveys</td><td>6/30/2020</td><td>6/1/2021</td></tr><tr><td>Finalization of Existing Site Surveys</td><td>8/30/2020</td><td>8/25/2021</td></tr><tr><td>Design RFP Proposals Due</td><td>9/4/2020</td><td>9/10/2020</td></tr><tr><td>Design RFP Final Selection</td><td>10/29/2020</td><td>10/29/2020</td></tr><tr><td>Consultant Contract Issuance</td><td>12/14/2020</td><td>4/20/2021</td></tr><tr><td>Design Completion</td><td>12/31/2021</td><td>10/10/2023</td></tr><tr><td>Turf Supplier RFP Proposal Due</td><td>4/30/2022</td><td>6/6/2023</td></tr><tr><td>Turf Contract GMP Executed</td><td>9/17/2024</td><td>9/17/2024</td></tr><tr><td>Turf Contract Substantial Completion</td><td>1/30/2026</td><td></td></tr></tbody></table>		Original	Actual	Begin Existing Site Surveys	1/29/2020	1/29/2020	Complete Existing Site Surveys	6/30/2020	6/1/2021	Finalization of Existing Site Surveys	8/30/2020	8/25/2021	Design RFP Proposals Due	9/4/2020	9/10/2020	Design RFP Final Selection	10/29/2020	10/29/2020	Consultant Contract Issuance	12/14/2020	4/20/2021	Design Completion	12/31/2021	10/10/2023	Turf Supplier RFP Proposal Due	4/30/2022	6/6/2023	Turf Contract GMP Executed	9/17/2024	9/17/2024	Turf Contract Substantial Completion	1/30/2026		<p>Consultant</p> <p>SBE 25%</p> <p>Local 25%</p> <p>Contractor</p> <p>SBE N/A</p> <p>Local N/A</p>	<p>Current Budget</p> <p>Fund Source</p>
	Original	Actual																																	
Begin Existing Site Surveys	1/29/2020	1/29/2020																																	
Complete Existing Site Surveys	6/30/2020	6/1/2021																																	
Finalization of Existing Site Surveys	8/30/2020	8/25/2021																																	
Design RFP Proposals Due	9/4/2020	9/10/2020																																	
Design RFP Final Selection	10/29/2020	10/29/2020																																	
Consultant Contract Issuance	12/14/2020	4/20/2021																																	
Design Completion	12/31/2021	10/10/2023																																	
Turf Supplier RFP Proposal Due	4/30/2022	6/6/2023																																	
Turf Contract GMP Executed	9/17/2024	9/17/2024																																	
Turf Contract Substantial Completion	1/30/2026																																		

FINANCIAL SUMMARY					NOTES
	Project Budget	Committed	% Committed	Paid To Date	<p>The GMP package was submitted on July 30, 2024, for the BCC meeting scheduled on September 17, 2024. The building permit submission was completed in May 2024, and the pre-construction kick-off meeting took place on September 25, 2024. OAC meetings have not yet commenced, but the Notice to Proceed was issued on October 21, 2024.</p>
	A	B	C=B/A	D	
Design	\$300,000	\$298,681	99.56%	\$190,598	
Construction	\$2,098,460	\$1,806,548	86.09%	\$3,799	
TOTAL	\$2,398,460	\$2,105,229	87.77%	\$194,398	




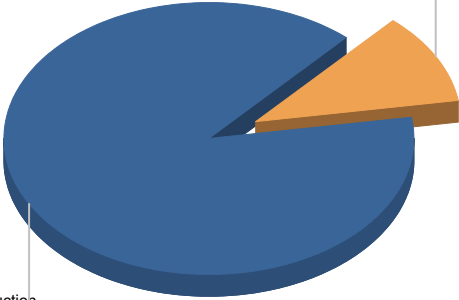
Monthly Infrastructure Sales Tax Project Report

Large Cap Projects

Data Date: 6/19/2025

Report Date: 6/30/2025

DESCRIPTION/TEAM	SCOPE	PHOTO
<p>Project Title: Dubois Park Var Historic Building Repair and Renovation</p> <p>Project Number: T111</p> <p>BCC District: 01</p> <p>Delivery Method: Annual Contract</p> <p>Category: P08-Public Building Repair Replacement & Expansion</p> <p>Status: Construction</p> <p>Designer: Varies</p> <p>Contractor: Robling Architecture Construction</p> <p>Project Manager: Javier Torres/Benjamin Carroll</p>	<p>The project consists of relocating the Pineapple Packing House structure, wood framing repairs, roof replacement and new windows, doors, electrical and HVAC.</p> <p>IST FY 2020 - \$250,000</p> <p>IST FY 2021 - \$250,000</p> <p>IST FY 2022 - \$250,000</p> <p>IST FY 2023 - \$250,000</p> <p>IST FY 2024 - \$644,585</p> <p>IST FY 2025 - \$599,415</p>	

SCHEDULE SUMMARY	PARTICIPATION	FUNDING									
<table><thead><tr><th></th><th>Original</th><th>Actual</th></tr></thead><tbody><tr><td>Project Start</td><td>4/12/2021</td><td>4/12/2021</td></tr><tr><td>Project Completion</td><td>12/13/2021</td><td></td></tr></tbody></table>		Original	Actual	Project Start	4/12/2021	4/12/2021	Project Completion	12/13/2021		<p>Consultant</p> <p>SBE N/A</p> <p>Local N/A</p> <p>Contractor</p> <p>SBE 10.46%</p> <p>Local 100%</p>	 <p>Current Budget</p> <p>Fund Source</p>
	Original	Actual									
Project Start	4/12/2021	4/12/2021									
Project Completion	12/13/2021										

FINANCIAL SUMMARY					NOTES
	Project Budget	Committed	% Committed	Paid To Date	<p>Pineapple House (\$400,000): Robling's work is complete.Processing final payment. Pioneer House:Parks meeting has been set for 6/16/25 to discuss the interior design DD plans prepared by the consultant.</p> <p>Dubois House:Colomé & Associates CSA #1 package, now renamed CSA #2 for the Master Plan, was approved at the BCC meeting on June 3, 2025. NTP letter issued.</p>
	A	B	C=B/A	D	
Design	\$244,000	\$237,148	97.19%	\$468	
Construction	\$2,000,000	\$382,215	19.11%	\$346,645	
TOTAL	\$2,244,000	\$619,363	27.60%	\$347,112	




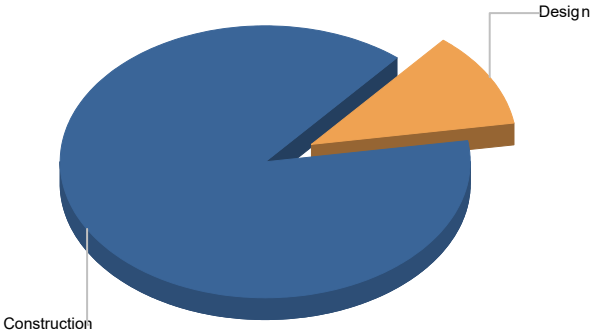
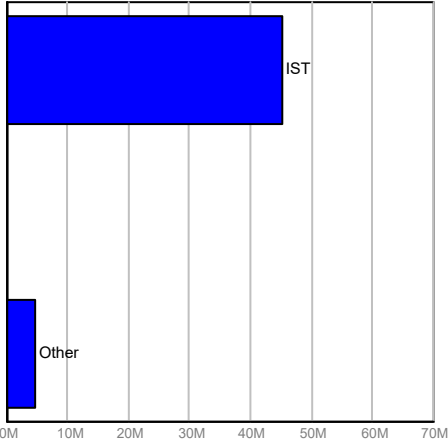
Monthly Infrastructure Sales Tax Project Report

Large Cap Projects

Data Date: 6/19/2025

Report Date: 6/30/2025

DESCRIPTION/TEAM	SCOPE	PHOTO
<p>Project Title: Canyon District Park New Park Development</p> <p>Project Number: T122</p> <p>BCC District: 05</p> <p>Delivery Method: CMAR</p> <p>Category: N02-New Park Development</p> <p>Status: Construction</p> <p>Designer: Architecture Green</p> <p>Contractor: Kaufman Lynn</p> <p>Project Manager: David Polson</p>	<p>The project consists of the construction of a 52 acre Park south of Boynton Beach Blvd, along the west side of Acme Dairy Rd. with the Canyon Lakes Communities bordering the south and west limits of the site. The park will be constructed in two phases. Phase I will need to be completed in order to transfer the multi-purpose activities that currently take place on two existing soccer fields located to the west of the park. Once transferred the old soccer fields site will become the site of the new Canyon District Library.</p> <p>Imapct Fees \$4,755,000</p> <p>FY 2021 IST \$12,000,000</p> <p>FY 2022 IST \$12,983,740</p> <p>FY 2024 IST \$20,000,000</p>	

SCHEDULE SUMMARY	PARTICIPATION	FUNDING																					
<table><thead><tr><th></th><th>Original</th><th>Actual</th></tr></thead><tbody><tr><td>GMP Approval-Phase I</td><td>1/14/2021</td><td>5/4/2021</td></tr><tr><td>Construction Start-Phase I</td><td>1/27/2021</td><td>1/4/2021</td></tr><tr><td>Substantial Completion-Phase I</td><td>1/27/2022</td><td>9/27/2024</td></tr><tr><td>Substantial Completion-Phase II</td><td>1/30/2026</td><td></td></tr><tr><td>Construction Start-Phase II</td><td>3/4/2024</td><td>8/1/2024</td></tr><tr><td>GMP Approval Phase 2</td><td>7/2/2024</td><td>7/2/2024</td></tr></tbody></table>		Original	Actual	GMP Approval-Phase I	1/14/2021	5/4/2021	Construction Start-Phase I	1/27/2021	1/4/2021	Substantial Completion-Phase I	1/27/2022	9/27/2024	Substantial Completion-Phase II	1/30/2026		Construction Start-Phase II	3/4/2024	8/1/2024	GMP Approval Phase 2	7/2/2024	7/2/2024	<p>Consultant</p> <p>SBE 75.93%</p> <p>Local 100%</p> <p>Contractor</p> <p>SBE 22.32%</p> <p>Local 100%</p>	  <p>Current Budget</p> <p>Fund Source</p>
	Original	Actual																					
GMP Approval-Phase I	1/14/2021	5/4/2021																					
Construction Start-Phase I	1/27/2021	1/4/2021																					
Substantial Completion-Phase I	1/27/2022	9/27/2024																					
Substantial Completion-Phase II	1/30/2026																						
Construction Start-Phase II	3/4/2024	8/1/2024																					
GMP Approval Phase 2	7/2/2024	7/2/2024																					

FINANCIAL SUMMARY					NOTES				
	Project Budget	Committed	% Committed	Paid To Date					
	A	B	C=B/A	D					
Design	\$5,755,000	\$2,987,948	51.92%	\$3,002,420					
Construction	\$44,210,241	\$39,956,102	90.38%	\$26,080,219					
TOTAL	\$49,965,241	\$42,944,050	85.95%	\$29,082,639					

Phase 1 and Phase 1A construction complete; Phases 1 & 1A close-out progressing, with Phase 1A final pay application submitted 6/26/2024. Phase 2 building permits issued. Construction NTP issued 7/16/2024, with construction commencement date of 8/1/2024. Phase 2 construction kick- off meeting held 7/29/2024, Ground Breaking Ceremony 9/30/2024. Shade structure foundation is complete awaiting shade structure, dugout fencing post installation complete and awaiting fabric, concession building has drywall installed and painted, concession and restroom building interior continues.




Monthly Infrastructure Sales Tax Project Report

Large Cap Projects

Data Date: 6/19/2025

Report Date: 6/30/2025

DESCRIPTION/TEAM	SCOPE	PHOTO
<p>Project Title: Okeehetee Park South Expansion</p> <p>Project Number: T125</p> <p>BCC District: 03</p> <p>Delivery Method: Annual Contract</p> <p>Category: E02-Existing Park Redevelopment or Expansion</p> <p>Status: Design</p> <p>Designer: Colome' & Associates, Inc.</p> <p>Contractor: TBD</p> <p>Project Manager: Javier Torres</p>	<p>Inclusion of new park amenities and accrual of funds for the development of a camping island, picnic island and RV park.</p> <p>FY21: \$1,000,000</p> <p>FY22: \$1,000,000</p> <p>FY24: \$452,010</p> <p>FY25: \$1,705,000</p>	

SCHEDULE SUMMARY	PARTICIPATION	FUNDING												
<table><thead><tr><th></th><th>Original</th><th>Actual</th></tr></thead><tbody><tr><td>Start Date</td><td>9/9/2021</td><td>2/10/2025</td></tr><tr><td>Completion Date</td><td>5/31/2022</td><td></td></tr><tr><td>Pre-Scope Meeting</td><td>11/6/2024</td><td>11/6/2024</td></tr></tbody></table>		Original	Actual	Start Date	9/9/2021	2/10/2025	Completion Date	5/31/2022		Pre-Scope Meeting	11/6/2024	11/6/2024	<p>Consultant</p> <p>SBE N/A</p> <p>Local N/A</p> <p>Contractor</p> <p>SBE 100%</p> <p>Local 100%</p>	<div><div></div><div>IST</div><div>0M10M20M30M40M50M60M70M</div></div> <p>Current Budget</p> <p>Fund Source</p>
	Original	Actual												
Start Date	9/9/2021	2/10/2025												
Completion Date	5/31/2022													
Pre-Scope Meeting	11/6/2024	11/6/2024												

FINANCIAL SUMMARY					NOTES
	Project Budget	Committed	% Committed	Paid To Date	The master plan design proposal continues under review by the CID. Awaiting design kickoff date from CID.
	A	B	C=B/A	D	
Construction	\$4,157,010	\$70,569	1.70%	\$65,484	
TOTAL	\$4,157,010	\$70,569	1.70%	\$65,484	




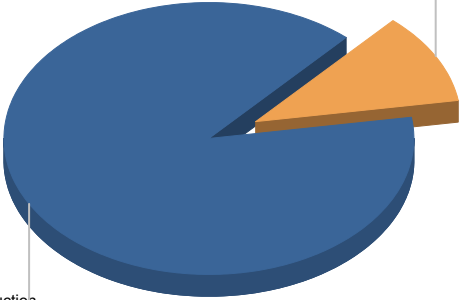
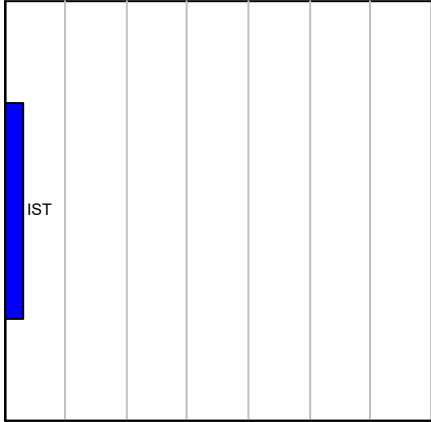
Monthly Infrastructure Sales Tax Project Report

Large Cap Projects

Data Date: 6/19/2025

Report Date: 6/30/2025

DESCRIPTION/TEAM	SCOPE	PHOTO
<p>Project Title: JPP Parks Division Office Building Addition</p> <p>Project Number: T174</p> <p>BCC District: 03</p> <p>Delivery Method: Annual Contract</p> <p>Category: P08-Public Building Repair Replacement & Expans</p> <p>Status: Design</p> <p>Designer: Colome' & Associates, Inc.</p> <p>Contractor: TBD</p> <p>Project Manager: Eric Chimienti</p>	<p>Permanent office space is needed to replace two (2) modular office trailers that have exceeded their useful life and are rotting . The addition would be to the current Parks Operations Administration building (trailers more than 20 years old - rotting).</p> <p>FY2023 \$750,000.00</p> <p>FY2024 \$344,650.00</p> <p>FY2025 \$2,075,000.00</p>	

SCHEDULE SUMMARY	PARTICIPATION	FUNDING						
<table><tr><th></th><th>Original</th><th>Actual</th></tr><tr><td>Preliminary Proposal</td><td>11/19/2024</td><td>1/6/2025</td></tr></table>		Original	Actual	Preliminary Proposal	11/19/2024	1/6/2025	<p>Consultant</p> <p>SBE TBD</p> <p>Local TBD</p> <p>Contractor</p> <p>SBE TBD</p> <p>Local TBD</p>	<div><p>Design</p><p>Construction</p></div> <div><p>IST</p><p>Fund Source</p></div> <p>Current Budget</p>
	Original	Actual						
Preliminary Proposal	11/19/2024	1/6/2025						

FINANCIAL SUMMARY					NOTES				
	Project Budget	Committed	% Committed	Paid To Date	The revised design services proposal is under review.				
	A	B	C=B/A	D					
Design	\$344,650	\$0	0.00%	\$0					
Construction	\$2,825,000	\$5,280	0.19%	\$5,280					
TOTAL	\$3,169,650	\$5,280	0.17%	\$5,280					



Monthly Infrastructure Sales Tax Project Report

Large Cap Projects

Data Date: 6/19/2025

Report Date: 6/30/2025

DESCRIPTION/TEAM

Project Title: Glades Pioneer Park Athletic Field Renovation

Project Number: T175

BCC District: 06

Delivery Method: CMAR

Category: A06-Athletic Field Renovations

Status: Permitting

Designer: Florida Transportation Engineering

Contractor: LTG Sports Turf One

Project Manager: David Polson

SCOPE

Athletic facility improvement to Glades Pioneer Park will allow for year-round use of football/soccer fields. High quality artificial surfacing will provide an excellent facility for youth and allow for minimal downtime for positive youth activities.

Funded:

FY 2021 \$210,000

FY 2023 \$1,009,000

FY 2024 \$2,824,756

PHOTO



SCHEDULE SUMMARY

	Original	Actual
Begin Existing Site Surveys	1/29/2020	1/29/2020
Complete Existing Site Surveys	6/30/2020	5/18/2020
Finalization of Existing Site Surveys	8/30/2020	9/18/2020
Design RFP Final Selection	10/29/2020	10/29/2020
Consultant Contract Issuance	12/14/2020	9/17/2024
Design Completion	12/31/2021	10/10/2023
Turf Supplier RFP Proposal Due	4/30/2022	6/6/2023
Turf Supplier Contract Executed	9/8/2023	9/8/2023
Turf Contract GMP Executed	9/17/2024	9/17/2024
Turf Contract Substantial Completion	1/30/2026	

PARTICIPATION

Consultant

SBE 25%

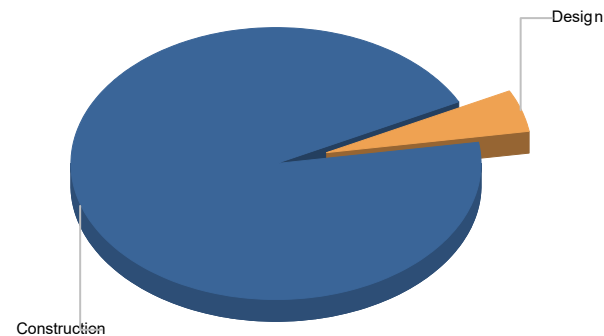
Local 25%

Contractor

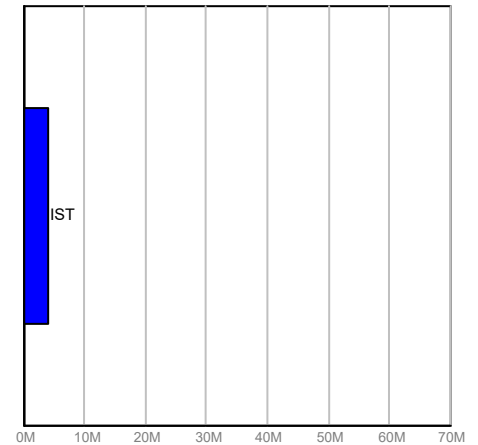
SBE N/A

Local N/A

FUNDING



Current Budget



Fund Source

FINANCIAL SUMMARY

	Project Budget	Committed	% Committed	Paid To Date
	A	B	C=B/A	D
Design	\$204,709	\$188,934	92.29%	\$166,988
Construction	\$3,839,047	\$3,334,691	86.86%	\$59,559
TOTAL	\$4,043,756	\$3,523,626	87.14%	\$226,548

NOTES

GMP package was submitted on July 30, 2024, for the September 17, 2024, BCC meeting. Project funding shortfall rectification complete. Building permit submitted in May 2024. Pre-construction kickoff meeting was held on 9/25/2024. OAC meetings take place on the 1st and 3rd Wednesdays at 10:00 AM. NTP was issued on 10/21/2024. Grubbing has been completed. Fill from Buttonwood has been installed and graded, subgrade and mat have been installed.



Monthly Infrastructure Sales Tax Project Report

Large Cap Projects

Data Date: 6/19/2025

Report Date: 6/30/2025

DESCRIPTION/TEAM

Project Title: North County Pool Facility Repairs and Renovation

Project Number: T176

BCC District: 01

Delivery Method: Annual Contract

Category: A02-Aquatic Facility Repair and Replacement

Status: Design

Designer: Architecture Green

Contractor: Messam


Project Manager: Rich Carlton

SCOPE

Public aquatic facility overdue for large scale capital repair and renovation - renovations would include restroom/locker-room renovation, resurfacing and coping repairs, baby pool replacement with water feature and shade structures. We receive many public complaints about the structural design of and capital condition of the restrooms.

FY2023 \$2,062,000.00 and FY2024 \$251,564.00

PHOTO



SCHEDULE SUMMARY

	Original	Actual
Pre-scope walk through	5/23/2023	6/2/2023
Phase 1 Design Start: Pool Renovations	2/16/2024	2/16/2024
Phase 2 Design: Restrooms/Lockers	6/24/2024	7/31/2024
Permit	6/16/2025	
Construction Start	10/28/2025	

PARTICIPATION

Consultant

SBE 100%

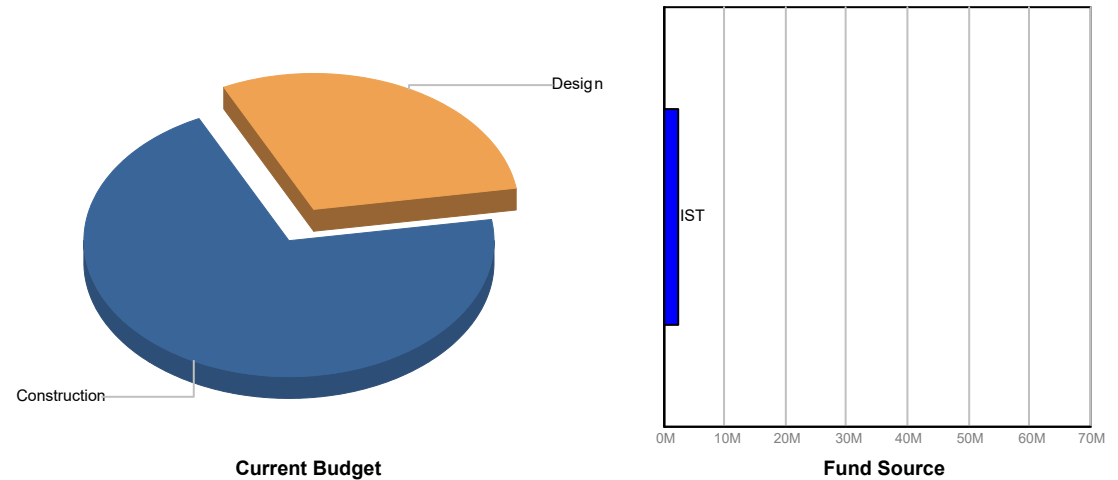
Local 100%

Contractor

SBE 0%

Local 100%

FUNDING



FINANCIAL SUMMARY

	Project Budget	Committed	% Committed	Paid To Date
	A	B	C=B/A	D
Design	\$700,000	\$639,500	91.36%	\$467,528
Construction	\$1,663,533	\$30,862	1.86%	\$12,994
TOTAL	\$2,363,533	\$670,362	28.36%	\$480,522

NOTES

Architecture Green has issued the 95% CD design. Messam (CM) is preparing the project GMP, due in late June. Fire Rescue has provided preliminary approval for the permit set of drawings. The Construction Manager at Risk has submitted the pool permit to the Health Department per Town of Jupiter requirements and is in the process of submitting plans for temporary restroom facilities and parking mitigation. Planning is in progress to assign the additional funding required to cover the total anticipated project costs through completion.




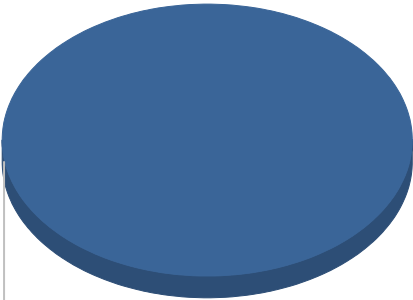

Monthly Infrastructure Sales Tax Project Report

Large Cap Projects

Data Date: 6/19/2025

Report Date: 6/30/2025

DESCRIPTION/TEAM	SCOPE	PHOTO
<p>Project Title: Coconut Cove Waterpark Facility Repairs and Renovation</p> <p>Project Number: T177</p> <p>BCC District: 05</p> <p>Delivery Method: Annual Contract</p> <p>Category: A02-Aquatic Facility Repair and Replacement</p> <p>Status: Design</p> <p>Designer: TBD</p> <p>Contractor: TBD</p> <p>Project Manager: Eric Chimienti</p>	<p>Repairs and renovations include replacement of play structure in zero depth playground, restroom refurbishment, replace old leaking concession tiki hut with a concession building, classroom and birthday party room renovation, replace old chairs/deck lounge chairs. Upgrades are necessary to maintain business operations and no loss in revenue.</p> <p>IST Funded: FY2023\$1,449,000.00 and FY2024 \$176,778</p>	

SCHEDULE SUMMARY	PARTICIPATION	FUNDING						
<table><thead><tr><th></th><th>Original</th><th>Actual</th></tr></thead><tbody><tr><td>Design Start</td><td>10/15/2024</td><td></td></tr></tbody></table>		Original	Actual	Design Start	10/15/2024		<p>Consultant</p> <p>SBE TBD</p> <p>Local TBD</p> <p>Contractor</p> <p>SBE TBD</p> <p>Local TBD</p>	<div><div></div><div>Construction</div></div>   <p>Current Budget</p> <p>Fund Source</p>
	Original	Actual						
Design Start	10/15/2024							

FINANCIAL SUMMARY					NOTES
	Project Budget	Committed	% Committed	Paid To Date	The design proposal provided by Song & Associates is currently being reviewed by CID.
	A	B	C=B/A	D	
Construction	\$1,625,778	\$3,291	0.20%	\$3,291	
TOTAL	\$1,625,778	\$3,291	0.20%	\$3,291	




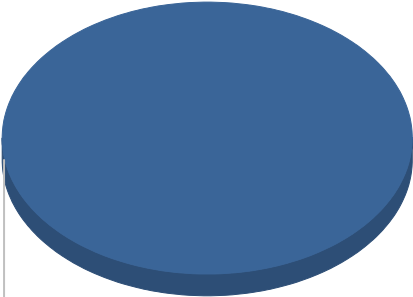

Monthly Infrastructure Sales Tax Project Report

Large Cap Projects

Data Date: 6/19/2025

Report Date: 6/30/2025

DESCRIPTION/TEAM	SCOPE	PHOTO
<p>Project Title: Calypso Bay Waterpark Facility Repairs and Renovation</p> <p>Project Number: T195</p> <p>BCC District: 06</p> <p>Delivery Method:</p> <p>Category: A02-Aquatic Facility Repair and Replacement</p> <p>Status: Design</p> <p>Designer: TBD</p> <p>Contractor: TBD</p> <p>Project Manager: Washington Molina</p>	<p>Replace the play structure, the tiki hut with a permanent building, the shade structure in the competitive pool area and install a new shade structure in front of the admission building. If funding permits, additional work could include new pavilions in the north parking lot area.</p> <p>IST Funded: FY24 \$1,783,531</p>	

SCHEDULE SUMMARY	PARTICIPATION	FUNDING									
<table><thead><tr><th></th><th>Original</th><th>Actual</th></tr></thead><tbody><tr><td>Project Start</td><td>5/1/2024</td><td>5/1/2024</td></tr><tr><td>Design Start</td><td>12/19/2024</td><td></td></tr></tbody></table>		Original	Actual	Project Start	5/1/2024	5/1/2024	Design Start	12/19/2024		<p>Consultant</p> <p>SBE TBD</p> <p>Local TBD</p> <p>Contractor</p> <p>SBE TBD</p> <p>Local TBD</p>	<div><div></div><div>Construction</div></div>   <p>Current Budget</p> <p>Fund Source</p>
	Original	Actual									
Project Start	5/1/2024	5/1/2024									
Design Start	12/19/2024										

FINANCIAL SUMMARY					NOTES				
	Project Budget	Committed	% Committed	Paid To Date	CID Asst. Director is in the process of reviewing and discussing with Parks, the expanded scope of work and fee proposal.				
	A	B	C=B/A	D					
Construction	\$1,783,531	\$5,395	0.30%	\$5,395					
TOTAL	\$1,783,531	\$5,395	0.30%	\$5,395					



Monthly Infrastructure Sales Tax Project Report

Large Cap Projects

Data Date: 6/19/2025

Report Date: 6/30/2025

DESCRIPTION/TEAM

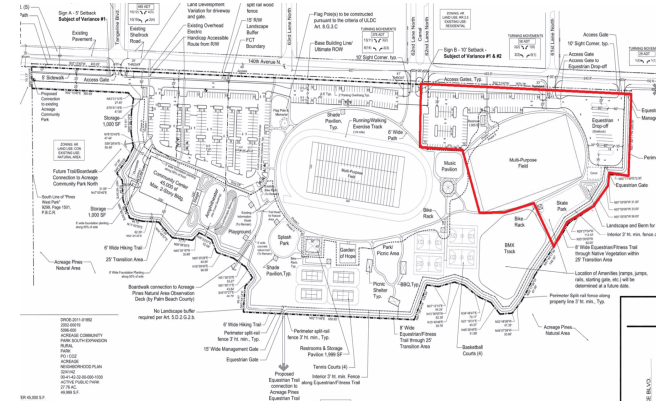
Project Title: Acreage Community Park Expansion

Project Number: T203
BCC District: 06
Delivery Method: TBD
Category: E02-Existing Park Redevelopment or Expansion
Status: Design
Designer: Coteur & Hearing
Contractor: LandTek(LTG)
Project Manager: ITID/Bob Hamilton

SCOPE

The project originally consisted of construction of a community/recreation center within Acreage Community Park. The project as now proposed consists of a synthetic turf multi-purpose field, state park, equestrian drop-off area and support infrastructure.
IST FY23 \$3,000,000

PHOTO



SCHEDULE SUMMARY

	Original	Actual
Project Start	10/21/2021	10/7/2024
Permit	1/30/2025	3/17/2025
Construction Start	8/4/2025	

PARTICIPATION

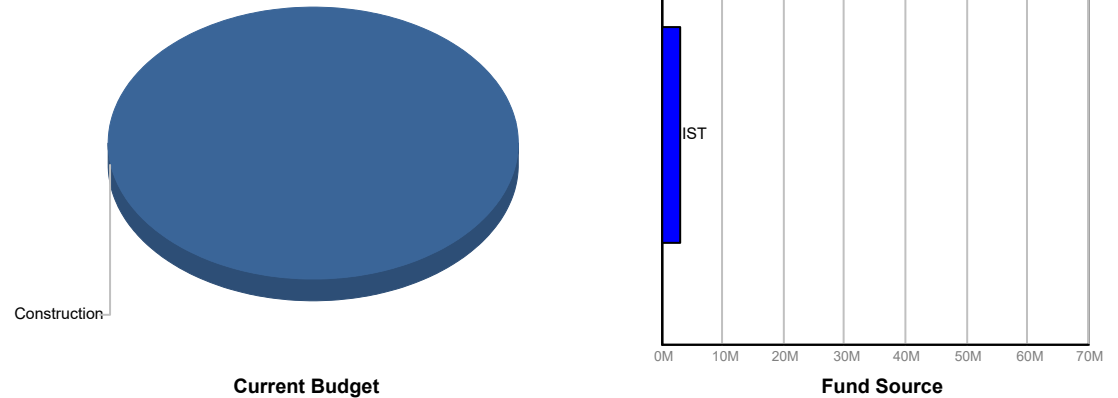
Consultant

SBE N/A
Local N/A

Contractor

SBE N/A
Local N/A

FUNDING



FINANCIAL SUMMARY

	Project Budget	Committed	% Committed	Paid To Date
	A	B	C=B/A	D
Design	\$0	\$0	0.00%	\$0
Construction	\$3,000,000	\$0	0.00%	\$0
Other	\$0	\$0	0.00%	\$0
TOTAL	\$3,000,000	\$0	0.00%	\$0

NOTES

Permit # PR-2024-054280-0000 issued. Construction is scheduled to begin in August 2025.