

**PALM BEACH COUNTY
INFRASTRUCTURE SURTAX REVENUES
AS OF AUGUST 04, 2025**

	Interest	Sales Tax	TOTAL	BUDGET	Overage/(Shortfall)
FY 2017	\$ 185,642.45	\$ 57,708,049.23	\$ 57,893,691.68	\$ 50,398,384.00	\$ 7,495,307.68
FY 2018	1,217,519.52	84,421,931.28	85,639,450.80	\$ 68,804,213.00	\$ 16,835,237.80
FY 2019	3,628,305.84	87,677,818.33	91,306,124.17	\$ 86,664,185.00	\$ 4,641,939.17
FY 2020	3,220,997.68	83,744,649.26	86,965,646.94	\$ 83,528,323.00	\$ 3,437,323.94
FY 2021	2,434,920.37	99,043,370.81	101,478,291.18	\$ 73,290,340.00	\$ 28,187,951.18
FY 2022	3,120,092.89	119,111,347.47	122,231,440.36	\$ 93,257,321.00	\$ 28,974,119.36
FY 2023	17,145,246.40	124,422,463.94	141,567,710.34	\$ 110,923,179.00	\$ 30,644,531.34
FY 2024	23,865,310.17	127,868,736.51	151,734,046.68	\$ 117,420,000.00	\$ 34,314,046.68
FY 2025	20,395,931.58	87,652,578.57	108,048,510.15	\$ 120,447,643.00	\$ (12,399,132.85)
FY 2026			-		\$ -
FY 2027			-		\$ -
Cumulative	\$ 75,213,966.90	\$ 871,650,945.40	\$ 946,864,912.30	\$ 804,733,588.00	\$ 142,131,324.30

SURTAX - RVSC 3520

AS OF AUGUST 04, 2025

FISCAL YEAR 2025					
3520 REVENUE MONTH		BUDGETED	ACTUAL	SURPLUS / (SHORTFALL)	% of Budget
OCT	1	7,928,385.54	8,458,775.69	530,390.15	7.0%
NOV	2	8,466,991.14	9,456,429.38	989,438.24	7.9%
DEC	3	9,735,080.30	10,510,171.15	775,090.85	8.7%
JAN	4	8,474,582.97	8,914,191.37	439,608.40	7.4%
FEB	5	8,654,102.71	9,974,448.44	1,320,345.73	8.3%
MAR	6	9,582,774.13	10,473,055.90	890,281.77	8.7%
APR	7	8,411,044.67	9,421,110.89	1,010,066.22	7.8%
MAY	8	8,589,445.01	8,837,510.05	248,065.04	7.3%
JUN	36	7,725,738.37		-7,725,738.37	0.0%
JUL	10	7,587,157.37		-7,587,157.37	0.0%
AUG	11	7,515,852.10		-7,515,852.10	0.0%
SEP	12	7,844,574.66		-7,844,574.66	0.0%
Q1 Adj	13	4,745,182.37	5,514,529.84	769,347.47	4.6%
Q2 Adj	14	5,380,125.38	6,092,355.86	712,230.48	5.1%
Q3 Adj	15	4,962,880.73		-4,962,880.73	0.0%
Q4 Adj	16	4,843,725.53		-4,843,725.53	0.0%
		120,447,643.00	87,652,578.57	-32,795,064.43	

2025 Collected vs. Budgeted 72.8%

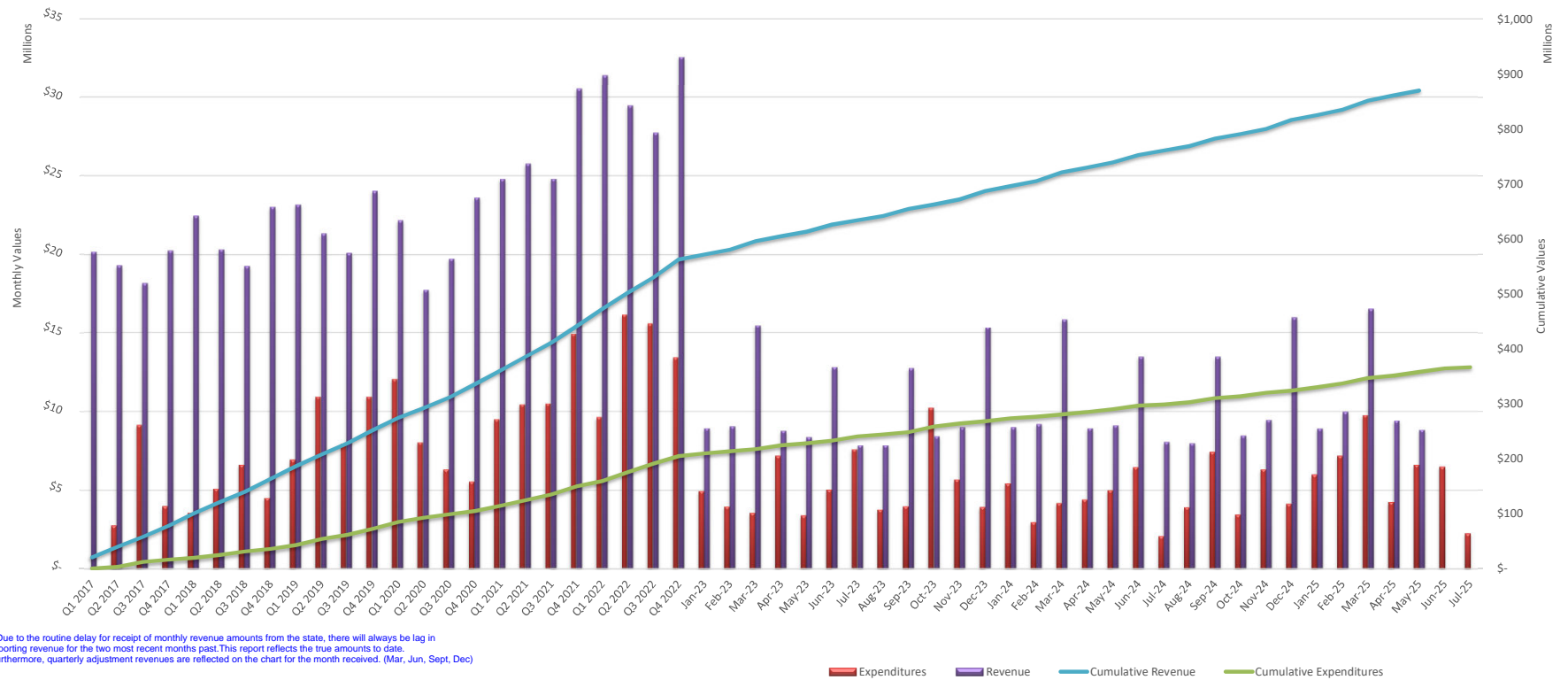
VARIANCE FROM PRIOR YEAR

0.5%
5.2%
1.7%
-0.9%
8.6%
2.9%
5.5%
-3.1%
-100.0%
-100.0%
-100.0%
-100.0%
9.5%
6.7%
-100.0%
-100.0%

FISCAL YEAR 2024				
		BUDGETED	ACTUAL	SURPLUS / (SHORTFALL)
OCT		7,798,167.13	8,416,874.06	618,706.93
NOV		8,096,274.24	8,988,664.55	892,390.31
DEC		10,214,531.28	10,334,883.99	120,352.71
JAN		8,425,788.47	8,996,724.14	570,935.67
FEB		8,536,636.87	9,187,304.56	650,667.69
MAR		9,636,932.55	10,173,193.84	536,261.29
APR		8,276,852.57	8,929,271.08	652,418.51
MAY		7,890,727.47	9,118,663.12	1,227,935.65
JUN		7,652,413.79	8,201,741.27	549,327.48
JUL		7,411,830.41	8,054,621.93	642,791.52
AUG		7,405,127.62	7,978,923.36	573,795.74
SEP		7,816,762.15	8,327,899.37	511,137.22
Q1 Adj		4,612,538.95	5,037,545.44	425,006.49
Q2 Adj		4,999,302.61	5,711,608.94	712,306.33
Q3 Adj		4,434,222.26	5,268,656.76	834,434.50
Q4 Adj		4,211,891.64	5,142,160.10	930,268.46
		117,420,000.00	127,868,736.51	10,448,736.51

2024 Collected vs. Budgeted 108.9%

Palm Beach County Infrastructure Sales Tax Program Expenditures and Revenue Through 7/17/2025





Palm Beach County Infrastructure Sales Tax Program

Program Summary

Data Date: 7/17/2025

Project #	Description	Original Budget	Amended Budget	Committed Costs	Expended Costs
Engineering					
1	Belvedere Rd. Canal Piping	\$1,000,000	\$1,400,000	\$94,856	\$91,771
10	Bridge Modifications	\$12,200,000	\$27,552,484	\$3,544,827	\$1,984,410
17	Bridge Replacements	\$31,200,000	\$61,187,139	\$14,389,107	\$12,011,929
1	CR 880 Canal Bank Stabilization	\$5,000,000	\$5,000,000	\$2,619,917	\$2,394,188
4	Drainage (Pipe Replacements)	\$3,000,000	\$5,862,580	\$5,390,162	\$4,979,346
8	Drainage Improvements	\$25,000,000	\$26,100,000	\$5,759,632	\$2,767,895
8	Pathways	\$5,000,000	\$5,578,863	\$594,437	\$585,516
121	Resurfacing	\$77,600,000	\$88,443,356	\$67,408,311	\$61,885,118
29	Signals and Signal Systems	\$15,000,000	\$15,616,835	\$2,228,379	\$1,406,167
17	Street Lighting	\$12,000,000	\$12,300,000	\$3,571,840	\$2,475,476
27	Striping	\$9,000,000	\$8,707,417	\$2,989,258	\$2,946,070
1	Department Reserves	\$0	\$5,282,536		
Total for Engineering:		\$196,000,000	\$263,031,210	\$108,590,726	\$93,527,886
Facilities Development & Operations					
8	General Government Facilities	\$95,922,200	\$174,740,000	\$24,125,901	\$10,807,213
2	Housing	\$31,200,000	\$40,443,697	\$22,930,690	\$19,404,813
3	Judicial	\$74,026,527	\$80,636,643	\$16,048,487	\$15,523,264
4	Sheriff	\$42,188,397	\$42,188,341	\$40,806,636	\$40,806,636
9	Sheriff - FDO	\$144,702,000	\$178,785,016	\$151,524,222	\$113,035,635
1	Department Reserves	\$0	\$0		
Total for Facilities Development & Operations:		\$388,039,124	\$516,793,697	\$255,435,935	\$199,577,561
Parks and Recreation					
7	Aquatic Facility Repair and Replacement	\$17,144,500	\$79,080,614	\$15,578,041	\$12,514,382
33	Asphalt Paving & Striping	\$990,550	\$1,119,505	\$1,089,054	\$1,089,054
7	Athletic Field Renovations	\$22,820,000	\$36,371,787	\$30,261,840	\$10,326,630
3	Bridge or Boardwalk Replacement	\$535,000	\$475,000	\$370,898	\$370,898
9	Existing Park Redevelopment or Expansion	\$13,400,000	\$29,054,007	\$11,459,101	\$2,425,087
1	Fencing Replacement	\$500,000	\$500,000	\$499,709	\$196,641
3	Fresh Water Boat Ramps	\$1,050,000	\$1,280,763	\$481,744	\$416,329
7	Group Pavilion Replacement	\$1,200,000	\$1,711,625	\$1,081,384	\$867,066
3	New Park Development	\$22,900,000	\$50,593,740	\$42,638,383	\$28,714,601
15	Parking Lot Lighting Replacement	\$3,202,000	\$4,244,402	\$1,320,072	\$782,510
9	Playground Replacement	\$2,260,000	\$4,605,657	\$2,327,683	\$2,327,683
23	Public Building Repair Replacement & Expansion	\$21,330,000	\$31,583,629	\$3,645,748	\$3,196,927
12	Restroom Replacement	\$3,690,000	\$4,525,995	\$96,647	\$96,647
13	Sanitary Sewer/Septic Systems	\$950,000	\$1,528,089	\$1,247,664	\$535,819
6	Sport Court Replacement/ Resurfacing	\$1,517,000	\$2,268,188	\$840,751	\$805,192
6	Sports Lighting Replacement	\$11,850,000	\$8,528,731	\$8,528,731	\$8,528,731
1	Department Reserves	\$0	\$21,238		
Total for Parks and Recreation:		\$125,339,050	\$257,492,970	\$121,467,449	\$73,194,197

Project #	Description	Original Budget	Amended Budget	Committed Costs	Expended Costs
Program					
1	Department Reserves	\$0	\$0		
Total for Program:		\$0	\$0		
Grand Totals:		\$709,378,174	\$1,037,317,877	\$485,494,110	\$366,299,644



Palm Beach County Infrastructure Sales Tax Program

Appropriated - Summary

Data Date: 7/17/2025

IST FUNDING THROUGH CURRENT FISCAL YEAR ONLY

Project #	Description	Original Budget	Amended Budget	Committed Costs	Expended Costs
Engineering					
1	Belvedere Rd. Canal Piping	\$1,000,000	\$1,400,000	\$94,856	\$91,771
10	Bridge Modifications	\$11,100,000	\$19,600,484	\$3,544,827	\$1,984,410
16	Bridge Replacements	\$22,500,000	\$37,657,139	\$14,389,107	\$12,011,929
1	CR 880 Canal Bank Stabilization	\$5,000,000	\$5,000,000	\$2,619,917	\$2,394,188
4	Drainage (Pipe Replacements)	\$3,000,000	\$5,862,580	\$5,390,162	\$4,979,346
8	Drainage Improvements	\$25,000,000	\$26,100,000	\$5,759,632	\$2,767,895
5	Pathways	\$3,900,000	\$4,478,863	\$594,437	\$585,516
117	Resurfacing	\$76,200,000	\$86,943,356	\$67,408,311	\$61,885,118
23	Signals and Signal Systems	\$10,800,000	\$11,916,835	\$2,228,379	\$1,406,167
16	Street Lighting	\$11,049,000	\$11,349,000	\$3,571,840	\$2,475,476
27	Striping	\$7,300,000	\$7,007,417	\$2,989,258	\$2,946,070
1	Department Reserves	\$0	\$5,282,536		
Total for Engineering:		\$176,849,000	\$222,598,210	\$108,590,726	\$93,527,886
Facilities Development & Operations					
8	General Government Facilities	\$91,906,400	\$124,100,408	\$24,125,901	\$10,807,213
2	Housing	\$28,650,000	\$37,893,697	\$22,930,690	\$19,404,813
3	Judicial	\$74,026,527	\$80,636,643	\$16,048,487	\$15,523,264
4	Sheriff	\$42,188,397	\$42,188,341	\$40,806,636	\$40,806,636
9	Sheriff - FDO	\$127,702,000	\$157,708,775	\$151,524,222	\$113,035,635
1	Department Reserves	\$0	\$0		
Total for Facilities Development & Operations:		\$364,473,324	\$442,527,864	\$255,435,935	\$199,577,561
Parks and Recreation					
7	Aquatic Facility Repair and Replacement	\$17,144,500	\$79,080,614	\$15,578,041	\$12,514,382
33	Asphalt Paving & Striping	\$990,550	\$1,119,505	\$1,089,054	\$1,089,054
7	Athletic Field Renovations	\$22,820,000	\$36,371,787	\$30,261,840	\$10,326,630
3	Bridge or Boardwalk Replacement	\$535,000	\$475,000	\$370,898	\$370,898
8	Existing Park Redevelopment or Expansion	\$13,400,000	\$21,985,407	\$11,459,101	\$2,425,087
1	Fencing Replacement	\$500,000	\$500,000	\$499,709	\$196,641
3	Fresh Water Boat Ramps	\$1,050,000	\$1,280,763	\$481,744	\$416,329
7	Group Pavilion Replacement	\$1,200,000	\$1,711,625	\$1,081,384	\$867,066
2	New Park Development	\$17,900,000	\$50,593,740	\$42,638,383	\$28,714,601
15	Parking Lot Lighting Replacement	\$3,202,000	\$4,244,402	\$1,320,072	\$782,510
9	Playground Replacement	\$2,260,000	\$4,605,657	\$2,327,683	\$2,327,683
23	Public Building Repair Replacement & Expansion	\$18,550,000	\$31,583,629	\$3,645,748	\$3,196,927



Palm Beach County Infrastructure Sales Tax Program
Appropriated - Summary

Project #	Description	Original Budget	Amended Budget	Committed Costs	Expended Costs
Parks and Recreation					
12	Restroom Replacement	\$3,690,000	\$4,525,995	\$96,647	\$96,647
13	Sanitary Sewer/Septic Systems	\$950,000	\$1,528,089	\$1,247,664	\$535,819
6	Sport Court Replacement/ Resurfacing	\$1,517,000	\$2,268,188	\$840,751	\$805,192
6	Sports Lighting Replacement	\$11,850,000	\$8,528,731	\$8,528,731	\$8,528,731
1	Department Reserves	\$0	\$21,238		
Total for Parks and Recreation:		\$117,559,050	\$250,424,370	\$121,467,449	\$73,194,197
Program					
1	Department Reserves	\$0	\$0		
Total for Program:		\$0	\$0		
Grand Totals:		\$658,881,374	\$915,550,444	\$485,494,110	\$366,299,644



Palm Beach County Infrastructure Sales Tax Program

Appropriated - Detailed

Data Date: 7/17/2025

IST FUNDING THROUGH CURRENT FISCAL YEAR ONLY

Description	Original Budget	Amended Budget	Committed Costs	Expended Costs
Engineering				
B02 - Belvedere Rd. Canal Piping				
Belvedere Rd. Canal Piping	\$1,000,000	\$1,400,000	\$94,856	\$91,771
Subtotal for Belvedere Rd. Canal Piping :	\$1,000,000	\$1,400,000	\$94,856	\$91,771
B04 - Bridge Modifications				
Smith Sundry Rd. over LWDD Lat. 33 Canal (PB934411)	\$600,000	\$1,750,000	\$469,544	\$397,094
Palm Beach Lakes Blvd over FEC R/R (937709)	\$6,000,000	\$14,300,000	\$1,684,654	\$851,323
Lake Osborne Dr. over Lake Bass Canal (PB934354)	\$600,000	\$1,500,000	\$394,623	\$300,902
<i>Donald Ross Rd. over Cypress Creek (N Br) (934128)</i>	<i>\$900,000</i>	<i>\$242</i>	<i>\$242</i>	<i>\$242</i>
<i>Donald Ross Rd. over Cypress Creek (S Br) (934129)</i>	<i>\$900,000</i>	<i>\$242</i>	<i>\$242</i>	<i>\$242</i>
Barwick Rd. over LWDD Lat. 30 Canal (934455)	\$600,000	\$600,000	\$423,708	\$183,904
<i>Clint Moore Rd. over LWDD E-4 Canal (PB934426)</i>	<i>\$600,000</i>	<i>\$0</i>	<i>\$0</i>	<i>\$0</i>
East Ocean Ave. (C-812) over Hypoluxo Island Lagoon (934347)	\$600,000	\$800,000	\$481,538	\$193,959
CR-700 over SFWMD L-13 Canal (930085)	\$200,000	\$150,000	\$59,659	\$35,942
CR-880 over SFWMD L-14 Canal @ 6 Mile Bend (930038)	\$100,000	\$500,000	\$30,618	\$20,803
Subtotal for Bridge Modifications :	\$11,100,000	\$19,600,484	\$3,544,827	\$1,984,410
B08 - Bridge Replacements				
6th Ave. So. over Lake Osborne (LWDD E-4 Canal)(S Br/ East bound) (934307)	\$6,000,000	\$6,000,000	\$5,907,670	\$5,761,982
<i>Florida Mango Rd. over LWDD Lat. 8 Canal (PB934338)</i>	<i>\$700,000</i>	<i>\$697,163</i>	<i>\$697,163</i>	<i>\$697,163</i>
CR 880 (Old SR 80) Over C-51 Canal (930940)	\$2,700,000	\$2,700,000	\$13,710	\$13,710
<i>Prairie Rd. over LWDD Lat. 8 Canal (PB934334)</i>	<i>\$600,000</i>	<i>\$1,008,692</i>	<i>\$1,008,692</i>	<i>\$1,008,692</i>
<i>Kudza Rd. over LWDD Lat. 8 Canal (934312)</i>	<i>\$700,000</i>	<i>\$835,003</i>	<i>\$835,003</i>	<i>\$835,003</i>
Prosperity Farms Rd. over SFWMD C-17 Canal (934116)	\$2,000,000	\$8,000,000	\$1,380,946	\$441,595
Belvedere Rd over E-3 canal (934205 & 934206)	\$1,800,000	\$2,100,000	\$615,113	\$291,460
<i>Wabasso Dr. over LWDD Lat. 2 Canal (934237)</i>	<i>\$700,000</i>	<i>\$609,467</i>	<i>\$609,467</i>	<i>\$609,467</i>
Congress Ave. over PBC Lat. 2 Canal (934251)	\$800,000	\$1,200,000	\$189,077	\$133,039
Sam Senter Rd. over Ocean Canal (SFWMD Lat. 13 Canal) (934513)	\$600,000	\$600,000	\$84,838	\$84,838
<i>Congress Ave. over LWDD Lat. 24 Canal (PB934479)</i>	<i>\$600,000</i>	<i>\$1,002,814</i>	<i>\$1,002,814</i>	<i>\$1,002,814</i>
Florida Mango Rd. over LWDD Lat. 9 Canal (PB934337)	\$700,000	\$700,000	\$0	\$0
Corkscrew Blvd. over SFWMD Miami Canal (934502)	\$900,000	\$5,375,000	\$397,442	\$145,120
Jupiter Beach Rd. over Branch of ICWW (934125)	\$700,000	\$3,029,000	\$319,938	\$197,716
Summit Blvd. over C-51 Canal (934201)	\$2,000,000	\$3,000,000	\$840,956	\$721,908
Duda Rd. over SFWMD Lat. 14 Canal (Hillsboro Canal) (934519)	\$1,000,000	\$800,000	\$486,278	\$67,422
Subtotal for Bridge Replacements :	\$22,500,000	\$37,657,139	\$14,389,107	\$12,011,929
C02 - CR 880 Canal Bank Stabilization				
CR 880 Canal Bank Stabilization	\$5,000,000	\$5,000,000	\$2,619,917	\$2,394,188
Subtotal for CR 880 Canal Bank Stabilization :	\$5,000,000	\$5,000,000	\$2,619,917	\$2,394,188
D02 - Drainage (Pipe Replacements)				
<i>Sections of Kirk Road</i>	<i>\$500,000</i>	<i>\$413,014</i>	<i>\$413,014</i>	<i>\$413,014</i>



Palm Beach County Infrastructure Sales Tax Program
Appropriated - Detailed

Description	Original Budget	Amended Budget	Committed Costs	Expended Costs
Engineering				
D02 - Drainage (Pipe Replacements)				
Various other locations Countywide	\$1,700,000	\$4,700,000	\$4,405,562	\$4,315,746
Sections of Randolph Siding Rd.	\$600,000	\$600,000	\$422,020	\$101,020
Sections of Indiantown Road Pipe	\$200,000	\$149,566	\$149,566	\$149,566
Subtotal for Drainage (Pipe Replacements) :	\$3,000,000	\$5,862,580	\$5,390,162	\$4,979,346
D04 - Drainage Improvements				
A1A from US1 to Donald Ross	\$500,000	\$1,000,000	\$125,794	\$120,537
Congress Ave. north of Linton Blvd.	\$500,000	\$500,000	\$80,516	\$80,516
Australian Ave. from Banyan St. to 45th St.	\$17,800,000	\$17,800,000	\$4,832,061	\$2,045,498
Congress Ave. @ Palm Beach Lakes	\$500,000	\$500,000	\$0	\$0
Haverhill Rd from Lake Worth Road to 10th Ave.	\$500,000	\$500,000	\$118,523	\$113,815
Seminole Colony east (Okeechobee/Military)	\$1,200,000	\$1,500,000	\$310,959	\$254,429
Seminole Colony west (Okeechobee/Military)	\$1,000,000	\$1,300,000	\$161,024	\$140,249
Orange Blvd. from Seminole Pratt Whitney to Royal Palm Beach Blvd.	\$3,000,000	\$3,000,000	\$130,754	\$12,851
Subtotal for Drainage Improvements :	\$25,000,000	\$26,100,000	\$5,759,632	\$2,767,895
P04 - Pathways				
Hood Road from Briarlake Dr. to W. of Turnpike	\$200,000	\$477,261	\$477,261	\$477,261
Belvedere Road canal piping and sidewalk addition (62nd Dr. N. to Haverhill park)	\$2,400,000	\$3,600,000	\$114,216	\$105,295
Center St. from Old Dixie Highway to Alt. A1A	\$400,000	\$740	\$740	\$740
Randolph Siding Rd. from 110th Ave. N. to Jupiter Farms Rd.	\$400,000	\$400,000	\$1,358	\$1,358
Seminole Dr. from Lantana Rd. to Tallulah Rd.	\$500,000	\$862	\$862	\$862
Subtotal for Pathways :	\$3,900,000	\$4,478,863	\$594,437	\$585,516
R04 - Resurfacing				
Woolbright Road from Military Trail to Lawrence Road	\$1,000,000	\$792,152	\$792,152	\$792,152
Military Trail from PGA Blvd. to Donald Ross Rd.	\$1,800,000	\$1,576,226	\$1,576,226	\$1,576,226
Gun Club Rd. from Jog Rd. to Congress Ave.	\$1,400,000	\$841,011	\$841,011	\$841,011
Haverhill Rd. from Okeechobee Blvd. to Roebuck Rd.	\$1,200,000	\$707,123	\$707,123	\$707,123
Lantana Rd. from west of SR7 to Turnpike	\$900,000	\$850,873	\$850,873	\$850,873
CR A1A from Donald Ross Rd. to Marcinski	\$300,000	\$237,996	\$237,996	\$237,996
CR 880	\$2,700,000	\$2,950,000	\$2,332,536	\$2,332,535
Brown's Farms Road	\$1,800,000	\$2,050,000	\$1,821,846	\$1,821,846
Military Tr. from Hypoluxo Rd. to Lake Worth Rd.	\$2,200,000	\$1,782,687	\$1,782,687	\$1,782,687
Lawerence Rd. from Boynton Beach Blvd. to Lantana Rd.	\$1,600,000	\$1,691,783	\$1,691,783	\$1,691,783
Northlake Blvd. from Military Trail to Beeline Hwy.	\$1,500,000	\$1,296,344	\$1,296,344	\$1,296,344
Okeechobee Blvd. from Sem. Pratt Whitney Rd to Royal Palm Beach Blvd.	\$1,500,000	\$1,174,063	\$1,174,063	\$1,174,063
Military Trail from County Line to Palmetto Park Rd	\$900,000	\$572,987	\$572,987	\$572,987
Summit Blvd from Military Tr to Congress Ave.	\$700,000	\$574,408	\$574,408	\$574,408
Congress Ave. from Miner Rd. to south of Hypoluxo Rd.	\$600,000	\$455,403	\$455,403	\$455,403
Golf Road from Military Trail to Congress Ave.	\$600,000	\$688,717	\$688,717	\$688,717
Congress Ave. from Lake Ida Rd. to Summit Dr.	\$500,000	\$498,454	\$498,454	\$498,454
Cannon Gate (residential roads)	\$400,000	\$238,477	\$238,477	\$238,477
Duda Extension from C.R. 880 to Gator Blvd.	\$300,000	\$212,005	\$212,005	\$212,005
Sam Center Rd. from C.R. 880 to Gator Blvd.	\$200,000	\$181,890	\$181,890	\$181,890
Community Dr. from Haverhill Rd. to Military Trail	\$200,000	\$187,044	\$187,044	\$187,044
Pratt Whitney Rd. from Indiantown Rd. to north County line	\$200,000	\$133,066	\$133,066	\$133,066
Old Boynton Rd. from Knuth Rd. to Congress Ave.	\$200,000	\$192,013	\$192,013	\$192,013



Palm Beach County Infrastructure Sales Tax Program
Appropriated - Detailed

Description	Original Budget	Amended Budget	Committed Costs	Expended Costs
Engineering				
R04 - Resurfacing				
Randolph Siding Rd. from 110th to Jupiter Farms Rd.	\$200,000	\$143,770	\$143,770	\$143,770
Jog Road from Lake Ida Rd to Boynton Beach Blvd	\$1,800,000	\$2,191,121	\$2,191,121	\$2,191,121
SW 18th St. from SR7 to Boca Rio Rd.	\$900,000	\$822,297	\$822,297	\$822,297
Lantana Rd from I-95 to US-1	\$500,000	\$600,000	\$552,920	\$2,920
Pinehurst Dr. from Lake Worth Rd. to Forest Hill Blvd.	\$500,000	\$536,328	\$536,328	\$536,328
Jog Rd. from Summit Blvd to Gun Club Rd.	\$400,000	\$415,825	\$415,825	\$415,825
Frederick Small Rd from Central Blvd. to Military Trail	\$300,000	\$287,784	\$287,784	\$287,784
Woolbright Rd. from Lawrence Rd to Congress Ave.	\$200,000	\$199,335	\$199,335	\$199,335
Frederick Small Rd. from Military Trail to Palmwood Rd.	\$200,000	\$270,040	\$270,040	\$270,040
Northtree (residential roads)	\$200,000	\$195,062	\$195,062	\$195,062
Lyons Rd from Hillsboro Canal to Boca Lago Blvd.	\$1,000,000	\$724,668	\$724,668	\$724,668
Lake Ida Rd from Congress Ave to Swinton Ave.	\$700,000	\$718,003	\$718,003	\$718,003
Okeechobee Blvd from Royal Palm Beach Blvd. to Wildcat Way	\$700,000	\$629,632	\$629,632	\$629,632
High Ridge Road from Hypoluxo Rd to Lake Osbourne Dr	\$400,000	\$378,459	\$378,459	\$378,459
Central Blvd. from Indian Creek Parkway to Indiantown Rd.	\$300,000	\$299,984	\$299,984	\$299,984
Boca Rio Rd. from S.W. 18th St. to Glades Rd.	\$300,000	\$300,000	\$195,338	\$195,338
Prosperity Farms Rd. from Northlake Blvd. to Alamanda Dr.	\$200,000	\$199,084	\$199,084	\$199,084
Seacrest Blvd from Gulfstream Blvd. to Hypoluxo Rd.	\$2,400,000	\$2,108,325	\$2,108,325	\$2,108,325
Hypoluxo Rd. from Military Trail to U.S. 1	\$1,400,000	\$1,568,623	\$1,568,623	\$1,568,623
Congress Ave. from Palm Beach Lakes to 45th St.	\$1,000,000	\$921,793	\$921,793	\$921,793
Belvedere Rd. from Benoist Farms to Jog Rd.	\$900,000	\$916,387	\$916,387	\$916,387
El Clair Ranch Rd from Lake Ida Rd. to Woolbright Rd.	\$800,000	\$642,625	\$642,625	\$642,625
Crestwood Blvd. from Folsom Rd. to Okeechobee Blvd.	\$700,000	\$649,276	\$649,276	\$649,276
Woolbright Rd. from Congress Ave to Federal Hwy.	\$600,000	\$928,671	\$928,671	\$928,671
Folsom Rd from Crestwood Blvd. to Okeechobee Blvd.	\$300,000	\$298,537	\$298,537	\$298,537
Hatton Hwy. from Gator Blvd. to State Rd 80	\$300,000	\$229,379	\$229,379	\$229,379
Lantana Rd. from Fla. Turnpike to Hagen Ranch Rd	\$300,000	\$335,440	\$335,440	\$335,440
Garden Rd. from Bee Line Hwy. to Investment Ln.	\$300,000	\$1,000,000	\$967,088	\$710,088
Curlee Rd. from State Rd 80 to West Sugar House Rd.	\$200,000	\$128,137	\$128,137	\$128,137
Davis Road from Melaleuca Ln. to Lake Worth Rd.	\$200,000	\$242	\$242	\$242
Palmetto Park Rd. from Glades Rd. to Crawford Blvd.	\$3,700,000	\$4,800,000	\$4,785,712	\$4,139,239
Jog Rd. from Linton Blvd to Lake Ida Rd	\$800,000	\$1,397,687	\$1,397,687	\$1,397,687
10Th Ave N. from Pinehurst Dr. to Haverhill Rd.	\$700,000	\$989,415	\$989,415	\$989,415
Jog Rd. from Glades Rd. to Yamato Rd.	\$700,000	\$435,970	\$435,970	\$435,970
Palm Beach Lakes Blvd. from I-95 to U.S. 1	\$700,000	\$1,059,899	\$1,059,899	\$1,059,899
Belvedere Rd. from Jog Rd. to Haverhill Rd.	\$600,000	\$717,209	\$717,209	\$717,209
Westgate Ave. from Military Trail to Congress Ave.	\$500,000	\$292,955	\$292,955	\$292,955
Palm Beach Lakes Blvd. from Okeechobee Blvd. to I-95	\$400,000	\$658,831	\$658,831	\$658,831
S.W. 8th St. from S.W. 65th Ave. to Boca Rio Rd.	\$400,000	\$405,196	\$405,196	\$405,196
Sandy Run Rd. from 120th Place N. to Jupiter Farms Rd.	\$300,000	\$312,365	\$312,365	\$312,365
Prosperity Farms Rd. from Hood Rd. to Donald Ross Rd.	\$300,000	\$262,941	\$262,941	\$262,941
Pipers Glen Blvd. from Jog Rd. to Military Trail	\$200,000	\$420,229	\$420,229	\$420,229
Fla Mango Rd. from Belvedere Rd. to N. of Old Okeechobee Rd.	\$200,000	\$171,186	\$171,186	\$171,186
Lantana Rd. from Hagen Ranch Rd. to I-95	\$2,000,000	\$3,280,000	\$6,070	\$6,070
Rodgers Rd. from County line to Miami Canal Rd.	\$500,000	\$507,867	\$507,867	\$507,867
Orange Blvd. from Seminole Pratt Whitney Rd. to Coconut Rd.	\$500,000	\$840,000	\$1,908	\$1,908
Old Boynton Rd. from Military Trail to Knuth Rd.	\$500,000	\$632,598	\$632,598	\$632,598
Haverhill Rd. from Roebuck Rd. to 45th St.	\$500,000	\$720,000	\$720,000	\$720,000



Palm Beach County Infrastructure Sales Tax Program
Appropriated - Detailed

Description	Original Budget	Amended Budget	Committed Costs	Expended Costs
Engineering				
R04 - Resurfacing				
Boca Del Mar (Powerline to Palmetto)	\$400,000	\$424,338	\$424,338	\$424,338
10Th Ave N. from Congress Ave. to I-95	\$400,000	\$637,246	\$637,246	\$637,246
Kirk Rd. from Meleleuca Ln. to Purdy Ln.	\$400,000	\$600,000	\$1,363	\$1,363
Congress Ave. from Okeechobee Blvd. to Palm Beach Lakes Blvd.	\$400,000	\$579,964	\$579,964	\$579,964
Center St. from Indiantown Rd. to Alt A-1-A	\$300,000	\$0	\$0	\$0
Alexander Run from Randolph Siding Rd. to Indiantown Rd.	\$300,000	\$300,000	\$300,000	\$300,000
Old Dixie Hwy. from Alt A-1-A to County Line Rd.	\$300,000	\$500,000	\$1,136	\$1,136
Tabit Rd. from Dead End to N.W. Ave G	\$200,000	\$340,000	\$772	\$772
Eldorado Dr. from Pee Hokey Dr. to Muck City Rd.	\$200,000	\$41,770	\$41,770	\$41,770
Seville St. from Pee Hokey Dr. to Muck City Rd.	\$200,000	\$50,186	\$50,186	\$50,186
Joe Louis Blvd. from Dead End to Muck City Rd.	\$200,000	\$48,191	\$48,191	\$48,191
Rodgers Rd. from County line to E. 1.5 miles	\$200,000	\$0	\$0	\$0
Australian Ave. from 45th St. to Blue Heron Blvd.	\$200,000	\$800,000	\$771,152	\$771,153
Indian / Scott / Spafford from Okeechobee Blvd. to Gardinia Ave.	\$200,000	\$240,000	\$545	\$545
Lake Ridge Blvd. from State Rd. 7 to Yamato Rd.	\$200,000	\$259,531	\$259,531	\$259,531
Boca Chase Dr. from Waterberry Dr. to State Rd. 7	\$200,000	\$405,741	\$405,741	\$405,741
Flavor Pict Rd. from Jog Rd. to Military Trail	\$200,000	\$434,980	\$434,980	\$434,980
Congress Ave. from Clint Moore Rd. to Lake Ida Rd.	\$2,400,000	\$3,300,000	\$3,232,200	\$11,200
Military Trail from Palmetto Park Rd to Clint Moore Rd.	\$2,300,000	\$3,010,398	\$3,010,398	\$3,010,398
Muck City Rd. from S.R. 700 to State Market Rd.	\$800,000	\$948,225	\$948,225	\$948,225
S.W. 18th St. from Boca Rio Rd. to Military Trail	\$700,000	\$1,300,000	\$238,974	\$53,167
Seminole Manor (residential roads)	\$500,000	\$700,000	\$2,376	\$2,376
Cam Estates (residential roads)	\$500,000	\$650,000	\$647,206	\$2,206
Royal Palm Beach Blvd. from 40th St. to Persimmon Blvd.	\$400,000	\$497,959	\$497,959	\$497,959
Jog Rd. from Forest Hill Blvd. to Summit Blvd.	\$400,000	\$649,404	\$649,404	\$649,404
Lakes of Boca Raton (residential roads)	\$200,000	\$740,208	\$740,208	\$740,208
Ritta Rd. from Dead End to Corkscrew Blvd.	\$200,000	\$197,852	\$197,852	\$197,852
Purdy Ln. from E-3 Canal to Kirk Rd.	\$200,000	\$375,005	\$375,005	\$375,005
Blanchette Trail from Lake Worth Rd. to Arrowhead Dr.	\$200,000	\$200,000	\$186,861	\$170,189
Pioneer Rd. from Dead End to Jog Rd.	\$200,000	\$238,673	\$238,673	\$238,673
Lake Ida Rd. from Hagen Ranch Rd. to Congress Ave.	\$1,200,000	\$1,850,000	\$243,617	\$243,617
Old Dixie Hwy. from South County Line to Spanish River Blvd.	\$1,200,000	\$2,170,000	\$48,554	\$48,554
Corkscrew Blvd. from County line to U.S. 27	\$900,000	\$1,400,000	\$2,413	\$2,413
El Clair Ranch Rd. from Atlantic Ave. to Boynton Beach Blvd.	\$700,000	\$1,360,000	\$87,501	\$87,501
Bolles Canal from U.S. 27 to West 5 Miles	\$600,000	\$45,788	\$45,788	\$45,788
Belvedere Rd. from Australian Ave. to U.S. 1	\$600,000	\$900,000	\$78,495	\$78,495
Hooker Hwy. from Harris Rd. to S.R. 715	\$600,000	\$150,000	\$259	\$259
Judge Winnikoff Rd. from State Rd. 7 to Glades Rd.	\$500,000	\$1,030,000	\$61,286	\$61,286
Meleleuca Ln. from Military Trail to Davis Rd.	\$300,000	\$560,000	\$965	\$965
Coconut Blvd. from Orange Blvd to Northlake Blvd	\$300,000	\$0	\$0	\$0
Ponderosa Dr. from Judge Winnikoff Rd. to Glades Rd.	\$300,000	\$490,000	\$48,706	\$48,706
Lakeside Green/Willow Pond Rd. (residential roads)	\$200,000	\$720,000	\$9,107	\$9,107
Boat Ramp Rd. from C.R. 880 to East 1 mile	\$200,000	\$200,000	\$345	\$345
Forest Hill Park, Forest Manor, Nazarene Park(residential roads)	\$200,000	\$370,000	\$638	\$638
Harris Rd. from Hooker Hwy. to Teddar Rd.	\$200,000	\$200,000	\$345	\$345
Cresthaven Blvd. from Jog Rd. to Military Trail	\$300,000	\$600,000	\$586,727	\$585,487
Subtotal for Resurfacing :	\$76,200,000	\$86,943,356	\$67,408,311	\$61,885,118



Palm Beach County Infrastructure Sales Tax Program
Appropriated - Detailed

Description	Original Budget	Amended Budget	Committed Costs	Expended Costs
Engineering				
S08 - Signals and Signal Systems				
Boynton Beach Blvd. & Seacrest Blvd.	\$400,000	\$650,000	\$72,176	\$14,925
Blue Heron Blvd. & Riviera FS # 2	\$400,000	\$18,572	\$18,572	\$18,572
Video Detection (80 +/- intersection)	\$1,300,000	\$1,300,000	\$202,397	\$202,397
Le Chalet Blvd. & Military Trail	\$400,000	\$550,000	\$111,772	\$81,902
Atlantic Avenue & Hamlet Drive	\$400,000	\$400,000	\$670	\$670
45th Street (Military Tr. to Broadway)	\$400,000	\$400,000	\$670	\$670
Hypoluxo Road & Military Trail	\$400,000	\$650,000	\$335,253	\$269,811
Old Boynton & Military Trail	\$400,000	\$484	\$484	\$484
Summit Blvd. & Haverhill Road	\$400,000	\$700,000	\$593,176	\$69,942
Lantana Road & Congress Avenue	\$400,000	\$1,050,000	\$149,286	\$125,364
Boynton Beach Blvd. & Military Trail	\$400,000	\$400,000	\$794	\$794
SR 7 (Glades to SW 18th Avenue)	\$300,000	\$300,000	\$555	\$555
Boynton Beach Blvd. (SR7 to I-95)	\$500,000	\$500,000	\$0	\$0
15th Street & Tamarind Avenue	\$500,000	\$500,000	\$18,032	\$18,032
Cascades Isle Blvd. & Jog Road	\$400,000	\$450,000	\$216,920	\$94,428
Donald Ross Road & Military Trail	\$400,000	\$650,000	\$0	\$0
Okeechobee Blvd. & Military Trail	\$600,000	\$600,000	\$2,036	\$2,036
Okeechobee Blvd. & Haverhill Road	\$500,000	\$500,000	\$1,697	\$1,697
Forest Hill Blvd. (South Shore Blvd. to I-95)	\$500,000	\$500,000	\$1,697	\$1,697
Mostly along US-1/Dixie Highway	\$500,000	\$500,000	\$1,697	\$1,697
School Zone System Upgrade	\$500,000	\$497,779	\$497,779	\$497,779
Atlantic Avenue & Military Trail	\$400,000	\$400,000	\$1,358	\$1,358
W. Atlantic Avenue (Lyons Rd. to Congress Ave)	\$400,000	\$400,000	\$1,358	\$1,358
Subtotal for Signals and Signal Systems :	\$10,800,000	\$11,916,835	\$2,228,379	\$1,406,167
S14 - Street Lighting				
Street Lighting LED Replacements Countywide FY18	\$1,950,000	\$1,950,000	\$1,821,183	\$1,752,045
Street Lighting LED Replacements Countywide FY19	\$820,000	\$1,120,000	\$1,046,196	\$331,673
Belvedere Homes	\$180,000	\$180,000	\$914	\$914
San Castle	\$180,000	\$180,000	\$291	\$291
Street Lighting LED Replacements Countywide FY20	\$12,000	\$12,000	\$494	\$494
Street Lighting LED Replacements Countywide FY21	\$2,180,000	\$2,180,000	\$539,189	\$240,593
SR-7 High Mast Towers Rehab (Hypoluxo to N. of Lake Worth Rd.)	\$500,000	\$500,000	\$837	\$837
Southern Blvd. Pines / Wallis Rd. west	\$180,000	\$180,000	\$301	\$301
Limestone Creek	\$180,000	\$180,000	\$333	\$333
Street Lighting LED Replacements Countywide FY22	\$840,000	\$840,000	\$73,825	\$69,178
Street Lighting LED Replacements Countywide FY23	\$1,830,000	\$1,830,000	\$0	\$0
Ranch Haven/Laura Lane	\$180,000	\$180,000	\$0	\$0
Street Lighting LED Replacements Countywide FY24	\$815,000	\$815,000	\$22,752	\$22,752
Pleasant Ridge	\$180,000	\$180,000	\$611	\$611
Street Lighting LED Replacements Countywide FY25	\$916,000	\$916,000	\$37,328	\$29,419
SR-7 (Whitehorse Dr. to Hypoluxo Rd.)	\$106,000	\$106,000	\$27,584	\$26,034
Subtotal for Street Lighting :	\$11,049,000	\$11,349,000	\$3,571,840	\$2,475,476
S16 - Striping				
Sections of Jog Road	\$900,000	\$900,000	\$494,448	\$494,448
Sections of Military Trail	\$800,000	\$800,000	\$538,158	\$494,970



Palm Beach County Infrastructure Sales Tax Program
Appropriated - Detailed

Description	Original Budget	Amended Budget	Committed Costs	Expended Costs
Engineering				
S16 - Striping				
Sections of Congress Avenue	\$600,000	\$600,000	\$242,095	\$242,094
Sections of Gateway Blvd.	\$200,000	\$200,000	\$77,087	\$77,087
Sections of Seacrest Blvd.	\$200,000	\$200,000	\$31,870	\$31,870
Sections of Old Dixie Hwy.	\$250,000	\$250,000	\$28,739	\$28,739
Sections of Clint Moore Road	\$100,000	\$100,000	\$47,104	\$47,104
Sections of Hagen Ranch Road	\$200,000	\$200,000	\$59,090	\$59,090
Sections of Palm Beach Lakes Blvd.	\$100,000	\$29,339	\$29,339	\$29,339
Sections of Lyons Road	\$600,000	\$600,000	\$243,703	\$243,703
Sections of Haverhill Road	\$300,000	\$300,000	\$121,646	\$121,646
Sections of Belvedere Road	\$325,000	\$325,000	\$111,043	\$111,043
Sections of Yamato Road	\$175,000	\$175,000	\$120,570	\$120,570
Sections of Indiantown Road Striping	\$375,000	\$375,000	\$205,897	\$205,897
Sections of Palmetto Park Road	\$275,000	\$53,078	\$53,078	\$53,078
Sections of Hypoluxo Road	\$275,000	\$275,000	\$102,518	\$102,518
Sections of Australian Avenue	\$200,000	\$200,000	\$82,032	\$82,032
Sections of Lantana Road	\$275,000	\$275,000	\$137,139	\$137,139
Sections of Okeechobee Blvd.	\$100,000	\$100,000	\$44,835	\$44,835
Sections of 10th Avenue North	\$100,000	\$100,000	\$22,553	\$22,553
Sections of 45th Street	\$100,000	\$100,000	\$96,686	\$96,686
Sections of Lake Ida Road	\$100,000	\$100,000	\$173	\$173
Sections of Lawrence Road	\$200,000	\$200,000	\$10,609	\$10,609
Sections of Donald Ross Road	\$175,000	\$175,000	\$49,346	\$49,346
Sections of Summit Blvd.	\$200,000	\$200,000	\$33,280	\$33,280
Sections of Linton Blvd.	\$125,000	\$125,000	\$309	\$309
Sections of Woolbright Road	\$50,000	\$50,000	\$5,912	\$5,912
Subtotal for Striping :	\$7,300,000	\$7,007,417	\$2,989,258	\$2,946,070
Z90 - Department Reserves				
Engineering Department Reserves	\$0	\$5,282,536	\$0	\$0
Subtotal for Department Reserves :	\$0	\$5,282,536	\$0	\$0
Total for Engineering:	\$176,849,000	\$222,598,210	\$108,590,726	\$93,527,886
Facilities Development & Operations				
G02 - General Government Facilities				
Four Points	\$450,000	\$1,280,000	\$1,264,003	\$1,264,003
Countywide ADA Renovations	\$2,539,000	\$2,848,758	\$1,154,921	\$1,016,958
Countywide Radio Replacement	\$870,000	\$869,557	\$869,557	\$869,557
Animal Care & Control	\$21,000,000	\$13,000,000	\$4,939,809	\$2,586,802
South County Admin Complex Redevelopment	\$6,000,000	\$6,000,000	\$5,071,546	\$1,316,661
Government Center Renewal/Replacement	\$26,000,000	\$76,740,800	\$6,692,179	\$658,501
Countywide Buildings Renewal/Replacement	\$12,047,400	\$14,185,693	\$749,168	\$692,526
810 Datura Building Replacement	\$23,000,000	\$9,175,600	\$3,384,718	\$2,402,204
Subtotal for General Government Facilities :	\$91,906,400	\$124,100,408	\$24,125,901	\$10,807,213
H02 - Housing				
Housing Units for Homeless, Extremely Low Income, & Low Income	\$22,950,000	\$22,950,000	\$9,282,695	\$6,497,025
Central County Housing Resource Center	\$5,700,000	\$14,943,697	\$13,647,994	\$12,907,787
Prolog Converge	Printed on: 8/7/2025	Palm_Beach	Page 6	



Palm Beach County Infrastructure Sales Tax Program
Appropriated - Detailed

Description	Original Budget	Amended Budget	Committed Costs	Expended Costs
Facilities Development & Operations				
Subtotal for Housing :	\$28,650,000	\$37,893,697	\$22,930,690	\$19,404,813
J02 - Judicial				
Courthouse Buildout and Renovations	\$38,026,827	\$67,636,943	\$3,073,860	\$2,548,639
Courthouse Electronics System R&R/Command Center	\$12,999,700	\$12,999,700	\$12,974,627	\$12,974,626
Judicial Partners Records Warehouse	\$23,000,000	\$0	\$0	\$0
Subtotal for Judicial :	\$74,026,527	\$80,636,643	\$16,048,487	\$15,523,264
S04 - Sheriff				
Radios Replacement	\$7,432,384	\$7,432,328	\$7,432,328	\$7,432,328
Vehicle Replacement	\$12,621,503	\$12,621,503	\$12,621,503	\$12,621,503
Public Safety Equipment	\$11,182,970	\$11,182,970	\$9,801,265	\$9,801,265
In car cameras	\$10,951,540	\$10,951,540	\$10,951,540	\$10,951,540
Subtotal for Sheriff :	\$42,188,397	\$42,188,341	\$40,806,636	\$40,806,636
S06 - Sheriff - FDO				
Evidence Building	\$21,336,540	\$21,336,540	\$21,148,876	\$21,084,238
Headquarters R&R	\$32,702,000	\$47,679,994	\$47,679,914	\$47,609,206
Main Detention Center Electronics	\$10,300,000	\$11,556,600	\$9,842,526	\$9,637,268
Lake Worth West Substation	\$1,213,460	\$1,213,460	\$1,087,601	\$1,087,601
PBSO District 1 Substation and Marine Unit	\$0	\$1,000,000	\$998,149	\$998,149
North County Substation	\$2,800,000	\$0	\$0	\$0
Acreage Substation	\$3,350,000	\$4,096,422	\$8,292	\$8,292
Detention Center Facilities R/R (Phases 3-5)	\$33,000,000	\$70,825,759	\$70,758,863	\$32,610,880
Detention Facilities R/R and Improvements	\$23,000,000	\$0	\$0	\$0
Subtotal for Sheriff - FDO :	\$127,702,000	\$157,708,775	\$151,524,222	\$113,035,635
Z90 - Department Reserves				
FDO Department Reserves	\$0	\$0	\$0	\$0
Subtotal for Department Reserves :	\$0	\$0	\$0	\$0
Total for Facilities Development & Operations:	\$364,473,324	\$442,527,864	\$255,435,935	\$199,577,561
Parks and Recreation				
A02 - Aquatic Facility Repair and Replacement				
Lake Lytal Pool Facility Replacement	\$6,000,000	\$49,486,868	\$12,497,991	\$10,894,341
Santaluces Pool Facility Renovation	\$850,000	\$594,945	\$594,945	\$594,945
Therapeutic Recreation Pool Resurfacing	\$64,500	\$64,500	\$64,500	\$64,500
Aqua Crest Pool Facility Replacement	\$6,000,000	\$23,211,428	\$1,723,053	\$452,884
North County Pool Facility Repairs and Renovation	\$1,800,000	\$2,313,564	\$688,865	\$499,025
Coconut Cove Waterpark Facility Repairs and Renovation	\$1,100,000	\$1,625,778	\$3,291	\$3,291
Calypso Bay Waterpark Facility Repairs and Renovation	\$1,330,000	\$1,783,531	\$5,395	\$5,395
Subtotal for Aquatic Facility Repair and Replacement :	\$17,144,500	\$79,080,614	\$15,578,041	\$12,514,382
A04 - Asphalt Paving & Striping				
JPP Pathway Repairs	\$50,000	\$50,000	\$50,000	\$50,000
Okeehelgee North Pathway Repairs	\$44,000	\$44,000	\$44,000	\$44,000
BASCR Pathway Repairs	\$40,000	\$40,000	\$40,000	\$40,000
Okeehelgee Nature Center Pathway Repairs	\$35,000	\$35,000	\$35,000	\$35,000
BASCR Dog Park Pathway Repairs	\$25,000	\$25,000	\$25,000	\$25,000



Palm Beach County Infrastructure Sales Tax Program
Appropriated - Detailed

Description	Original Budget	Amended Budget	Committed Costs	Expended Costs
Parks and Recreation				
A04 - Asphalt Paving & Striping				
<i>Dyer Park Pathway Repairs</i>	\$25,000	\$25,000	\$25,000	\$25,000
<i>Lake Ida Dog Park Pathway Repairs</i>	\$25,000	\$25,000	\$25,000	\$25,000
<i>Glades Pioneer Pathway Repairs</i>	\$20,000	\$20,000	\$20,000	\$20,000
<i>Caloosa Park Pathway Repairs</i>	\$16,000	\$16,000	\$16,000	\$16,000
<i>Cabana Colony Pathway Repairs</i>	\$8,000	\$8,000	\$8,000	\$8,000
<i>Okeehetee North Roadway Repairs</i>	\$15,000	\$14,999	\$14,999	\$14,999
<i>West Boynton Park Parking Lot Repairs</i>	\$10,000	\$10,000	\$10,000	\$10,000
<i>South Inlet Parking Lot Repairs</i>	\$8,100	\$8,100	\$8,100	\$8,100
<i>Ocean Inlet Pathway Repairs</i>	\$7,000	\$7,000	\$7,000	\$7,000
<i>Seminole Palms Parking Lot Repairs</i>	\$6,000	\$5,851	\$5,851	\$5,851
<i>South Bay Pathway Repairs</i>	\$5,850	\$5,850	\$5,850	\$5,850
<i>Veterans Parking Lot Repairs</i>	\$5,000	\$5,000	\$5,000	\$5,000
<i>Seminole Palms Pathway Repairs</i>	\$4,000	\$4,000	\$4,000	\$4,000
<i>John Stretch Roadway Repairs</i>	\$180,000	\$180,000	\$180,000	\$180,000
<i>Santaluces Pathway Repairs</i>	\$65,000	\$65,000	\$65,000	\$65,000
<i>Veterans Park Pathway Repairs</i>	\$45,000	\$45,000	\$45,000	\$45,000
<i>West Boynton Park Pathway (Asphalt)</i>	\$20,000	\$20,000	\$20,000	\$20,000
<i>Okeehetee North Parking Lot Repairs</i>	\$65,000	\$73,900	\$73,900	\$73,900
Countywide Park Roadway and Parking Lot Striping	\$50,000	\$58,000	\$56,296	\$56,296
<i>Lake Ida 4th Roadway Repairs</i>	\$33,000	\$38,103	\$38,103	\$38,103
<i>Burt Reynolds Parking Lot Repairs</i>	\$22,650	\$29,009	\$29,009	\$29,009
Caloosa Park Roadway Repairs	\$20,000	\$26,200	\$48	\$48
Ocean Inlet Roadway Repairs	\$10,000	\$12,600	\$10,004	\$10,004
<i>Triangle Park Parking Lot Repairs</i>	\$6,400	\$8,784	\$8,784	\$8,784
<i>Dyer Park Parking Lot Repairs</i>	\$45,000	\$54,050	\$54,050	\$54,050
<i>Burt Reynolds Roadway Repairs</i>	\$44,550	\$53,560	\$53,560	\$53,560
<i>Dubois Park Parking Lot Repairs</i>	\$35,000	\$43,150	\$43,150	\$43,150
<i>Glades Pioneer Park Asphalt Repair & Expansion</i>	\$0	\$63,349	\$63,349	\$63,349
Subtotal for Asphalt Paving & Striping :	\$990,550	\$1,119,505	\$1,089,054	\$1,089,054
A06 - Athletic Field Renovations				
West Boynton Park Athletic Field Renovation	\$2,000,000	\$4,387,067	\$3,849,383	\$235,452
Buttonwood Park Athletic Field Renovation	\$2,400,000	\$5,068,828	\$4,515,180	\$1,351,340
Dyer Park Athletic Field Renovation	\$6,000,000	\$7,724,581	\$6,781,896	\$426,959
Caloosa Park Athletic Field Renovation	\$4,000,000	\$7,812,826	\$6,995,898	\$4,664,341
JPP Athletic Field Renovation	\$3,220,000	\$3,612,840	\$1,259,055	\$317,551
Loggers Run Park Athletic Field Renovation	\$3,200,000	\$3,721,889	\$3,336,301	\$3,103,938
Glades Pioneer Park Athletic Field Renovation	\$2,000,000	\$4,043,756	\$3,524,127	\$227,050
Subtotal for Athletic Field Renovations :	\$22,820,000	\$36,371,787	\$30,261,840	\$10,326,630
B06 - Bridge or Boardwalk Replacement				
<i>BASCR Nature Trail Boardwalk Replacement</i>	\$225,000	\$225,000	\$225,000	\$225,000
<i>Dubois Park Pedestrian Bridge Deck Replacement</i>	\$60,000	\$0	\$0	\$0
Beach Access Dune Crossover and Dock Repair and Replacement	\$250,000	\$250,000	\$145,898	\$145,898
Subtotal for Bridge or Boardwalk Replacement :	\$535,000	\$475,000	\$370,898	\$370,898
E02 - Existing Park Redevelopment or Expansion				
Gramercy Park Expansion	\$0	\$4,000,000	\$2,867,607	\$1,302,607



Palm Beach County Infrastructure Sales Tax Program
Appropriated - Detailed

Description	Original Budget	Amended Budget	Committed Costs	Expended Costs
Parks and Recreation				
E02 - Existing Park Redevelopment or Expansion				
Bert Winters Park Redevelopment	\$1,700,000	\$1,907,400	\$670,949	\$274,435
Samuel Friedland District Park Expansion	\$3,000,000	\$6,196,109	\$5,431,283	\$256,450
Westgate Park Restroom and Athletic Field Renovation	\$2,000,000	\$2,398,460	\$2,092,265	\$194,598
Okeeheelee Park South Expansion	\$3,500,000	\$4,157,010	\$70,569	\$70,569
South Bay RV Campground Electrical Upgrade	\$200,000	\$326,428	\$326,428	\$326,428
Acreage Community Park Recreation Center	\$3,000,000	\$0	\$0	\$0
Acreage Community Park Expansion	\$0	\$3,000,000	\$0	\$0
Subtotal for Existing Park Redevelopment or Expansion :	\$13,400,000	\$21,985,407	\$11,459,101	\$2,425,087
F02 - Fencing Replacement				
Countywide Fencing Replacement	\$500,000	\$500,000	\$499,709	\$196,641
Subtotal for Fencing Replacement :	\$500,000	\$500,000	\$499,709	\$196,641
F04 - Fresh Water Boat Ramps				
JPP Boat Ramp Replacement	\$400,000	\$448,800	\$390,148	\$390,148
BASCR Boat Ramp Replacement	\$250,000	\$300,135	\$33,659	\$24,497
Okeeheelee Park Ski Lake Boat Ramp Replacement	\$400,000	\$531,828	\$57,937	\$1,684
Subtotal for Fresh Water Boat Ramps :	\$1,050,000	\$1,280,763	\$481,744	\$416,329
G04 - Group Pavilion Replacement				
Jupiter Island Pavilion Replacement	\$150,000	\$86,044	\$86,044	\$86,044
Lake Biwa Pavilion Replacement	\$300,000	\$291,034	\$291,034	\$291,034
Countywide Picnic Shelter Replacement	\$300,000	\$334,000	\$334,000	\$334,000
Sunset Cove Pavilion Replacement	\$150,000	\$178,959	\$63,791	\$63,791
Carlin Beach Pavilion Replacement	\$150,000	\$178,959	\$164,804	\$6,802
JPP Center Drive Pavilion Replacement	\$150,000	\$178,959	\$38,500	\$269
Duncan Padgett Park Picnic Area Improvements	\$0	\$463,670	\$103,211	\$85,127
Subtotal for Group Pavilion Replacement :	\$1,200,000	\$1,711,625	\$1,081,384	\$867,066
N02 - New Park Development				
Community Park New Development	\$5,900,000	\$5,610,000	\$1,173,868	\$1,108,218
Canyon's District Park New Park Development	\$12,000,000	\$44,983,740	\$41,464,514	\$27,606,383
Subtotal for New Park Development :	\$17,900,000	\$50,593,740	\$42,638,383	\$28,714,601
P02 - Parking Lot Lighting Replacement				
Ocean Inlet Park Street and Parking Lot Light Replacement	\$84,000	\$84,000	\$10,870	\$9,698
Jupiter Farms Parking Lot Light Replacement	\$60,000	\$60,075	\$60,075	\$60,075
Jupiter Beach Park Parking Lot Light Replacement	\$250,000	\$300,135	\$451	\$451
Ocean Reef Park Parking Lot Light Replacement	\$250,000	\$267,500	\$267,500	\$267,105
Caloosa Park Light Replacement	\$200,000	\$254,880	\$28,281	\$25,137
Carlin Park Parking Lot Light Replacement	\$200,000	\$242,352	\$242,352	\$19,461
Buttonwood Parking Lot Light Replacement	\$87,000	\$89,745	\$89,745	\$89,745
Okeeheelee Park Street and Parking Lot Light Replacement	\$350,000	\$655,312	\$43,835	\$37,161
West Boynton Parking Lot Light Replacement	\$285,000	\$367,006	\$20,158	\$18,980
Morikami Park Light Replacement	\$144,000	\$188,092	\$188,093	\$22,207
Pioneer Park Light Replacement	\$60,000	\$128,600	\$128,600	\$128,600
BASCR Street and Parking Lot Light Replacement	\$540,000	\$716,509	\$1,450	\$1,450
JPP Street and Parking Lot Light Replacement	\$300,000	\$394,944	\$799	\$799



Palm Beach County Infrastructure Sales Tax Program
Appropriated - Detailed

Description	Original Budget	Amended Budget	Committed Costs	Expended Costs
Parks and Recreation				
P02 - Parking Lot Lighting Replacement				
Haverhill Park Parking Lot Light Replacement	\$200,000	\$238,000	\$127,410	\$24,799
Dyer Park Street and Parking Lot Light Replacement	\$192,000	\$257,252	\$110,452	\$76,843
Subtotal for Parking Lot Lighting Replacement :	\$3,202,000	\$4,244,402	\$1,320,072	\$782,510
P06 - Playground Replacement				
<i>JPP Osborne Boundless Playground Surface Replacement</i>	<i>\$175,000</i>	<i>\$166,839</i>	<i>\$166,839</i>	<i>\$166,839</i>
<i>Playground Replacement Countywide FY17</i>	<i>\$398,750</i>	<i>\$520,262</i>	<i>\$520,262</i>	<i>\$520,262</i>
<i>West Boynton Park Playground Surface Replacement</i>	<i>\$85,000</i>	<i>\$85,000</i>	<i>\$85,000</i>	<i>\$85,000</i>
<i>Lake Lytal Park Activity Building Playground Replacement</i>	<i>\$77,750</i>	<i>\$69,802</i>	<i>\$69,802</i>	<i>\$69,802</i>
Playground Replacement Countywide FY18	\$812,000	\$2,694,764	\$1,217,057	\$1,217,057
Playground Replacement Countywide FY19	\$421,500	\$820,750	\$20,483	\$20,483
<i>West Boynton Skate Park Repair and Renovation</i>	<i>\$150,000</i>	<i>\$150,000</i>	<i>\$150,000</i>	<i>\$150,000</i>
<i>BASCR Boundless Playground Surface Replacement</i>	<i>\$100,000</i>	<i>\$82,256</i>	<i>\$82,256</i>	<i>\$82,256</i>
<i>Limestone Creek ADA Playground Surface Replacement</i>	<i>\$40,000</i>	<i>\$15,984</i>	<i>\$15,984</i>	<i>\$15,984</i>
Subtotal for Playground Replacement :	\$2,260,000	\$4,605,657	\$2,327,683	\$2,327,683
P08 - Public Building Repair Replacement & Expansion				
<i>Sunset Cove Amphitheater Sound System Replacement</i>	<i>\$150,000</i>	<i>\$3,330</i>	<i>\$3,330</i>	<i>\$3,330</i>
<i>JBE Barn Painting and Rust Treatment</i>	<i>\$250,000</i>	<i>\$204,678</i>	<i>\$204,678</i>	<i>\$204,678</i>
<i>JBE Sound System Replacement</i>	<i>\$120,000</i>	<i>\$113,455</i>	<i>\$113,455</i>	<i>\$113,455</i>
<i>Ocean Rescue Wooden Guard Tower Repair and Renovation</i>	<i>\$100,000</i>	<i>\$85,488</i>	<i>\$85,488</i>	<i>\$85,488</i>
JPP Triplex Building Replacement	\$780,000	\$875,160	\$133,805	\$110,588
Dubois Park Var Historic Building Repair and Renovation	\$2,000,000	\$2,244,000	\$619,363	\$349,231
Lake Lytal Multipurpose Complex Building Replacement	\$780,000	\$957,515	\$1,442	\$1,442
Lake Lytal Softball Complex Building Replacement	\$780,000	\$957,515	\$14,527	\$14,527
Okeeheelee Park Soccer Complex Building Replacement	\$780,000	\$957,515	\$1,442	\$1,442
Lake Ida Park Maintenance Building Replacement	\$500,000	\$605,880	\$911	\$911
Lake Lytal Park Maintenance Building Replacement	\$500,000	\$605,880	\$911	\$911
Pinewoods Park Athletic Complex Building Replacement	\$780,000	\$983,770	\$1,623	\$1,623
Ocean Inlet Park and Marina Renovation and Expansion	\$5,000,000	\$11,108,000	\$2,295,599	\$2,140,128
JPP Parks Division Office Building Addition	\$2,500,000	\$3,169,650	\$5,280	\$5,280
Caloosa Park Var Building Renovation and Replacement	\$780,000	\$1,066,124	\$2,158	\$2,158
Canal Point Community Center Building Replacement	\$500,000	\$667,590	\$1,351	\$1,351
Carlin Park Maintenance Building Replacement	\$500,000	\$667,590	\$1,351	\$1,351
Dubois Park Maintenance Building Replacement	\$500,000	\$667,590	\$1,351	\$1,351
West Delray Regional Park Maintenance Building Replacement	\$500,000	\$667,590	\$1,351	\$1,351
JPP Maintenance Compound Var Building Replacement	\$0	\$2,737,680	\$4,719	\$4,719
Sandfoot Cove Park Athletic Complex Building Replacement	\$0	\$1,064,329	\$1,835	\$1,835
JPP Campground Var Building Replacement	\$750,000	\$1,026,630	\$3,106	\$3,106
<i>Sunset Cove Amphitheater Stage Renovations</i>	<i>\$0</i>	<i>\$146,670</i>	<i>\$146,670</i>	<i>\$146,670</i>
Subtotal for Public Building Repair Replacement & Expansion :	\$18,550,000	\$31,583,629	\$3,645,748	\$3,196,927
R02 - Restroom Replacement				
<i>Kreusler Park Restroom Replacement-</i>	<i>\$200,000</i>	<i>\$88,485</i>	<i>\$88,485</i>	<i>\$88,485</i>
Canal Point Restroom Replacement	\$270,000	\$323,248	\$486	\$486
John Stretch Pavilion Restroom Replacement	\$270,000	\$323,248	\$486	\$486
Juno Park Restroom Replacement	\$270,000	\$323,248	\$486	\$486
Triangle Park Restroom Replacement	\$270,000	\$323,248	\$486	\$486



Palm Beach County Infrastructure Sales Tax Program
Appropriated - Detailed

Description	Original Budget	Amended Budget	Committed Costs	Expended Costs
Parks and Recreation				
R02 - Restroom Replacement				
JPP Var Restroom Replacement	\$810,000	\$1,019,449	\$1,682	\$1,682
Carlin Park East Restroom Replacement	\$270,000	\$349,166	\$576	\$576
JPP Nursery Restroom Replacement	\$270,000	\$358,255	\$725	\$725
JPP Daycamp Restroom Replacement	\$270,000	\$358,255	\$725	\$725
JPP Restroom Number 10 Replacement	\$270,000	\$358,255	\$725	\$725
West Jupiter Park Restroom Replacement with Storage	\$250,000	\$333,795	\$676	\$676
Duncan Padget Park Restroom Replacement	\$270,000	\$367,343	\$1,111	\$1,111
Subtotal for Restroom Replacement :	\$3,690,000	\$4,525,995	\$96,647	\$96,647
S02 - Sanitary Sewer/Septic Systems				
Canal Point Community Center Septic System Replacement	\$50,000	\$35,647	\$35,647	\$35,647
Loxahatchee Groves Septic System Replacement	\$50,000	\$49,702	\$49,702	\$49,702
Lake Ida West Park Septic System Replacement	\$150,000	\$89,651	\$89,651	\$89,651
Juno Park Septic System Replacement	\$50,000	\$929,016	\$797,479	\$109,924
Jupiter Farms Park Septic System Replacement	\$50,000	\$36,555	\$36,555	\$36,555
Okeehelée Caretaker Septic System Replacement	\$50,000	\$14,680	\$14,680	\$14,680
Triangle Park Septic System Replacement	\$50,000	\$20,023	\$20,023	\$20,023
Caloosa Park Septic System Replacement	\$100,000	\$63,216	\$63,216	\$63,216
Gulfstream Park Septic System Replacement	\$100,000	\$100,000	\$65,444	\$56,154
Duncan Padget Maintenance Office Septic System Replacement	\$50,000	\$5,747	\$5,747	\$5,747
Morikami Park Septic System Replacement	\$150,000	\$159,500	\$45,169	\$30,169
Lake Lytal Park Septic System Replacement	\$50,000	\$90	\$90	\$90
Veterans Park Irrigation Well Replacement	\$50,000	\$24,262	\$24,262	\$24,262
Subtotal for Sanitary Sewer/Septic Systems :	\$950,000	\$1,528,089	\$1,247,664	\$535,819
S10 - Sport Court Replacement/ Resurfacing				
Haverhill Park Racquetball Court Replacement	\$270,000	\$802,940	\$42,867	\$33,313
Cabana Colony Basketball Court Resurfacing	\$12,000	\$12,000	\$12,000	\$12,000
West Jupiter Park Basketball Court Resurfacing	\$20,000	\$20,000	\$20,000	\$20,000
Caloosa Park Racquetball Court Replacement	\$810,000	\$810,000	\$725,843	\$706,663
Lake Lytal Park Racquetball Court Replacement	\$270,000	\$623,248	\$40,041	\$33,216
Duncan Padget Park Racquetball Court Replacement	\$135,000	\$0	\$0	\$0
Subtotal for Sport Court Replacement/ Resurfacing :	\$1,517,000	\$2,268,188	\$840,751	\$805,192
S12 - Sports Lighting Replacement				
Sports Lighting Replacement Countywide FY17	\$4,200,000	\$4,200,000	\$4,200,000	\$4,200,000
Sports Lighting Replacement Countywide FY18	\$1,200,000	\$393,298	\$393,298	\$393,298
Sports Lighting Replacement Countywide FY19	\$200,000	\$21,034	\$21,034	\$21,034
Sports Lighting Replacement Countywide FY20	\$1,300,000	\$827,659	\$827,659	\$827,659
Sports Lighting Replacement Countywide FY21	\$4,050,000	\$2,845,859	\$2,845,859	\$2,845,859
Sports Lighting Replacement Countywide FY22	\$900,000	\$240,881	\$240,881	\$240,881
Subtotal for Sports Lighting Replacement :	\$11,850,000	\$8,528,731	\$8,528,731	\$8,528,731
Z90 - Department Reserves				
Parks Department Reserves	\$0	\$21,238	\$0	\$0
Subtotal for Department Reserves :	\$0	\$21,238	\$0	\$0
Total for Parks and Recreation:	\$117,559,050	\$250,424,370	\$121,467,449	\$73,194,197



Palm Beach County Infrastructure Sales Tax Program
Appropriated - Detailed

Description	Original Budget	Amended Budget	Committed Costs	Expended Costs
Program				
Z90 - Department Reserves				
Program Reserves	\$0	\$0	\$0	\$0
Subtotal for Department Reserves :	\$0	\$0	\$0	\$0
Total for Program:	\$0	\$0	\$0	\$0
Grand Totals:	\$658,881,374	\$915,550,444	\$485,494,110	\$366,299,644



Palm Beach County Infrastructure Sales Tax Program Project Tracking

FY 2017 Projects

Project Name	Category
Engineering	

Started Projects

Lake Osborne Dr. over Lake Bass Canal	Bridge Modifications
Palm Beach Lakes Blvd over FEC R/R	Bridge Modifications
Smith Sundry Rd. over LWDD Lat. 33 Canal	Bridge Modifications
CR 880 Canal Bank Stabilization	CR 880 Canal Bank Stabilization
Brown's Farms Road	Resurfacing
CR 880	Resurfacing
Sections of Clint Moore Road	Striping
Sections of Congress Avenue	Striping
Sections of Gateway Blvd.	Striping
Sections of Hagen Ranch Road	Striping
Sections of Jog Road	Striping
Sections of Military Trail	Striping
Sections of Old Dixie Hwy.	Striping
Sections of Seacrest Blvd.	Striping

Future Projects

None

Completed Projects

Sections of Kirk Road	Drainage (Pipe Replacements)
CR A1A from Donald Ross Rd. to Marcinski	Resurfacing
Gun Club Rd. from Jog Rd. to Congress Ave.	Resurfacing
Haverhill Rd. from Okeechobee Blvd. to Roebuck Rd.	Resurfacing
Lantana Rd. from west of SR7 to Turnpike	Resurfacing
Military Trail from PGA Blvd. to Donald Ross Rd.	Resurfacing
Woolbright Road from Military Trail to Lawrence Road	Resurfacing
Kudza Rd. over LWDD Lat. 8 Canal	Bridge Replacements
Prairie Rd. over LWDD Lat. 8 Canal	Bridge Replacements
Sections of Palm Beach Lakes Blvd.	Striping



Palm Beach County Infrastructure Sales Tax Program Project Tracking

FY 2017 Projects

Project Name	Category
Facilities Development & Operations	

Started Projects

Countywide ADA Renovations	General Government Facilities
Housing Units for Homeless, Extremely Low Income, & Low Income	Housing
Courthouse Electronics System R&R/Command Center	Judicial
Evidence Building	Sheriff - FDO
Headquarters R&R	Sheriff - FDO
Main Detention Center Electronics	Sheriff - FDO

Future Projects

None

Completed Projects

Countywide Radio Replacement	General Government Facilities
Radios Replacement	Sheriff

Parks and Recreation

Started Projects

Lake Lytal Pool Facility Replacement	Aquatic Facility Repair and Replacement
Community Park New Development (Paulette Burdick Park)	New Park Development
West Boynton Park Athletic Field Renovation (FY18 & 23 - Transfer 18-07)	Athletic Field Renovations
Buttonwood Park Athletic Field Renovation (FY21 & 23 - Transfer #18-07)	Athletic Field Renovations

Future Projects

None

Completed Projects

Sunset Cove Amphitheater Sound System Replacement	Public Building Repair Replacement and Expansion
JPP Osborne Boundless Playground Surface Replacement	Playground Replacement
West Boynton Park Playground Surface Replacement	Playground Replacement
Kreusler Park Restroom Replacement	Restroom Replacement
Lake Lytal Park Activity Building Playground Replacement	Playground Replacement
Canal Point Community Center Septic System Replacement	Sanitary Sewer and Septic System Replacement
Playground Replacement - Countywide FY 17	Playground Replacement
Therapeutic Recreation Pool Resurfacing	Aquatic Facility Repair and Replacement
Sports Field Lighting Replacement - Countywide FY17	Sports Lighting Replacement
Loxahatchee Groves Septic System Replacement	Sanitary Sewer and Septic System Replacement
Santaluces Pool Facility Renovation	Aquatic Facility Repair and Replacement



Palm Beach County Infrastructure Sales Tax Program Project Tracking

FY 2018 Projects

Project Name	Category
Engineering	

Started Projects

Sections of Randolph Siding Rd.	Drainage (Pipe Replacements)
Various other locations Countywide	Drainage (Pipe Replacements)
Video Detection (80 +/- intersection)	Signals and Signal Systems
Street Lighting LED replacements - Countywide	Street Lighting
Sections of 10th Avenue North	Striping
Sections of 45th Street	Striping
Sections of Australian Avenue	Striping
Sections of Belvedere Road	Striping
Sections of Haverhill Road	Striping
Sections of Hypoluxo Road	Striping
Sections of Indiantown Road Striping	Striping
Sections of Lyons Road	Striping
Sections of Okeechobee Blvd.	Striping
Sections of Summit Blvd.	Striping
Sections of Yamato Road	Striping
Boynton Beach Blvd. & Seacrest Blvd.	Signals and Signal Systems
Belvedere Rd over E-3 canal	Bridge Replacements
Prosperity Farms Rd. over SFWMD C-17 Canal	Bridge Replacements
Sections of Lantana Road	Striping

Future Projects

None



Palm Beach County Infrastructure Sales Tax Program Project Tracking

FY 2018 Projects

Project Name	Category
Completed Projects	
Okeechobee Blvd. from Sem. Pratt Whitney Rd to Royal Palm Beach Blvd.	Resurfacing
Pratt Whitney Rd. from Indiantown Rd. to north County line	Resurfacing
Cannon Gate (residential roads)	Resurfacing
Northlake Blvd. from Military Trail to Beeline Hwy.	Resurfacing
Duda Extension from C.R. 880 to Gator Blvd.	Resurfacing
Old Boynton Rd. from Knuth Rd. to Congress Ave.	Resurfacing
Congress Ave. from Lake Ida Rd. to Summit Dr.	Resurfacing
Congress Ave. from Miner Rd. to south of Hypoluxo Rd.	Resurfacing
Community Dr. from Haverhill Rd. to Military Trail	Resurfacing
Military Trail from County Line to Palmetto Park Rd	Resurfacing
Randolph Siding Rd. from 110th to Jupiter Farms Rd.	Resurfacing
Sam Center Rd. from C.R. 880 to Gator Blvd.	Resurfacing
Summit Blvd from Military Tr to Congress Ave.	Resurfacing
Golf Road from Military Trail to Congress Ave.	Resurfacing
Military Tr. from Hypoluxo Rd. to Lake Worth Rd.	Resurfacing
Sections of Indiantown Road Pipe	Drainage (Pipe Replacements)
Lawrence Rd. from Boynton Beach Blvd. to Lantana Rd.	Resurfacing
School Zone System Upgrade	Signals and Signal Systems
Blue Heron Blvd. & Riviera FS # 2	Signals and Signal Systems
Hood Road from Briarlake Dr. to W. of Turnpike	Pathways
Wabasso Dr. over LWDD Lat. 2 Canal	Bridge Replacements
Sections of Palmetto Park Road	Striping

Facilities Development & Operations

Started Projects

Detention Center Facilities R/R (Phases 3-5)	Sheriff - FDO
Four Points	General Government Facilities

Future Projects

None

Completed Projects

Vehicle Replacement	Sheriff
---------------------	---------

Parks and Recreation

Started Projects

Ocean Inlet Park and Marina Renovation	Public Building Repair Replacement and Expansion
Beach Access Dune Crossover and Dock Repair and Replacement	Bridge or Boardwalk Replacement
Bert Winters Park Redevelopment	Existing Park Redevelopment or Expansion
Playground Replacement - Countywide FY18	Playground Replacement
Juno Park Septic System Replacement	Sanitary Sewer and Septic System Replacement



Palm Beach County Infrastructure Sales Tax Program Project Tracking

FY 2018 Projects

Project Name	Category
Completed Projects	
Triangle Park Septic System Replacement	Sanitary Sewer and Septic System Replacement
Veterans Park Irrigation Well Replacement	Sanitary Sewer and Septic System Replacement
BASCR Dog Park Pathway Repairs	Asphalt Paving and Striping
BASCR Pathway Repairs	Asphalt Paving and Striping
Cabana Colony Pathway Repairs	Asphalt Paving and Striping
Caloosa Park Pathway Repairs	Asphalt Paving and Striping
Dyer Park Pathway Repairs	Asphalt Paving and Striping
Glades Pioneer Pathway Repairs	Asphalt Paving and Striping
JPP Pathway Repairs	Asphalt Paving and Striping
Lake Ida Dog Park Pathway Repairs	Asphalt Paving and Striping
Okeeheelee Nature Center Pathway Repairs	Asphalt Paving and Striping
Okeeheelee North Pathway Repairs	Asphalt Paving and Striping
Dubois Park Pedestrian Bridge Deck Replacement	Bridge or Boardwalk Replacement
Cabana Colony Basketball Court Resurfacing	Sport Court Replacement and Resurfacing
West Boynton Skate Park Repair and Renovation	Playground Replacement
JBE Sound System Replacement	Public Building Repair Replacement and Expansion
Jupiter Island Pavilion Replacement	Group Pavilion Replacement
BASCR Nature Trail Boardwalk Replacement	Bridge or Boardwalk Replacement
Jupiter Farms Park Septic System Replacement	Sanitary Sewer and Septic System Replacement
Sports Field Lighting Replacement - Countywide FY18	Sports Lighting Replacement
JBE Barn Painting and Rust Treatment	Public Building Repair Replacement and Expansion
Ocean Rescue Wooden Guard Tower Repair and Renovation	Public Building Repair Replacement and Expansion
Lake Ida West Park Septic System Replacement	Sanitary Sewer and Septic System Replacement
Okeeheelee Caretaker Septic System Replacement	Sanitary Sewer and Septic System Replacement
Future Projects	
None	



Palm Beach County Infrastructure Sales Tax Program Project Tracking

FY 2019 Projects

Project Name	Category
Engineering	

Started Projects

SR-7 (Whitehorse Dr. to Hypoluxo Rd.)	Street Lighting
CR 880 (Old SR 80) Over C-51 Canal	Bridge Replacements
Street Lighting LED replacements - Countywide FY19	Street Lighting
Congress Ave. over PBC Lat. 2 Canal	Bridge Replacements
Sam Senter Rd. over Ocean Canal (SFWMD Lat. 13 Canal)	Bridge Replacements
A1A from US1 to Donald Ross	Drainage Improvements
Lantana Rd from I-95 to US-1	Resurfacing

Future Projects

Belvedere Homes	Street Lighting
-----------------	-----------------

Completed Projects

Northtree (residential roads)	Resurfacing
Jog Road from Lake Ida Rd to Boynton Beach Blvd	Resurfacing
Pinehurst Dr. from Lake Worth Rd. to Forest Hill Blvd.	Resurfacing
Frederick Small Rd from Central Blvd. to Military Trail	Resurfacing
Frederick Small Rd. from Military Trail to Palmwood Rd.	Resurfacing
SW 18th St. from SR7 to Boca Rio Rd.	Resurfacing
Jog Rd. from Summit Blvd to Gun Club Rd.	Resurfacing
Woolbright Rd. from Lawrence Rd to Congress Ave.	Resurfacing
Florida Mango Rd. over LWDD Lat. 8 Canal	Bridge Replacements
Congress Ave. over LWDD Lat. 24 Canal	Bridge Replacements

Facilities Development & Operations

Started Projects

Animal Care & Control	General Government Facilities
Central County Housing Resource Center	Housing
Lake Worth West Substation	Sheriff - FDO

Future Projects

None

Completed Projects

None



Palm Beach County Infrastructure Sales Tax Program Project Tracking

FY 2019 Projects

Project Name	Category
Parks and Recreation	

Started Projects

Aqua Crest Aquatic Complex Major Renovation and Reconstruction	Aquatic Facility Repair and Replacement
Ocean Inlet Park Street/Parking Lot Lighting Replacement LED Lights	Parking Lot Lighting Replacement
West Boynton Parking Lot Light Replacement (Transfer #19-02)	Parking Lot Lighting Replacement
Playground Replacement - Countywide FY19	Playground Replacement

Future Projects

None

Completed Projects

Seminole Palms Pathways (Asphalt)	Asphalt Paving & Striping
West Jupiter Park Basketball Court Resurfacing	Sport Court Replacement/Resurfacing
Limestone Creek ADA Playground Surface Replacement	Playground Replacement
Seminole Palms Parking Lot - Striping	Asphalt Paving & Striping
Ocean Inlet Pathways (Asphalt)	Asphalt Paving & Striping
West Boynton Park Parking Lot - Striping	Asphalt Paving & Striping
South Bay Park - Pathway Repairs	Asphalt Paving & Striping
South Inlet Parking Lot - Striping	Asphalt Paving & Striping
Veterans Memorial Park Parking Lot - Striping	Asphalt Paving & Striping
BASCR Boundless Playground Surface Replacement	Playground Replacement
Okeetchee North Roadways	Asphalt Paving & Striping
Jupiter Farms Park Street/Parking Lot Lighting Replacement LED Lights	Parking Lot Lighting Replacement
Sports Field Lighting Replacement - FY19	Sports Lighting Replacement



Palm Beach County Infrastructure Sales Tax Program Project Tracking

FY 2020 Projects

Project Name	Category
Engineering	

Started Projects

6th Ave. So. over Lake Osborne (LWDD E-4 Canal)(S Br/ East bound)	Bridge Replacements
Florida Mango Rd. over LWDD Lat. 9 Canal	Bridge Replacements
Congress Avenue at Palm Beach Lakes Blvd. (FY21&23 - Transfer #20-02)	Drainage Improvements
Congress Ave. north of Linton Blvd.	Drainage Improvements
Sections of Lawrence Road	Striping
Sections of Donald Ross Road	Striping
Boca Rio Rd. from S.W. 18th St. to Glades Rd.	Resurfacing
Countywide Street Lighting FY20 (frmlly Boca Chase Drive (Cain Blvd. to 102 Way South)	Street Lighting

Future Projects

San Castle	Street Lighting
Sections of Lake Ida Road	Striping

Completed Projects

Okeechobee Blvd from Royal Palm Beach Blvd. to Wildcat Way	Resurfacing
High Ridge Road from Hypoluxo Rd to Lake Osbourne Dr	Resurfacing
Central Blvd. from Indian Creek Parkway to Indiantown Rd.	Resurfacing
Lyons Rd from Hillsboro Canal to Boca Lago Blvd.	Resurfacing
Prosperity Farms Rd. from Northlake Blvd. to Alamanda Dr.	Resurfacing
Alexander Run from Randolph Siding Rd. to Indiantown Rd. (Transfer #20-12)	Resurfacing
Lake Ida Rd from Congress Ave to Swinton Ave.	Resurfacing

Facilities Development & Operations

Started Projects

South County Admin Complex Redevelopment	General Government Facilities
--	-------------------------------

Future Projects

None

Completed Projects

None



Palm Beach County Infrastructure Sales Tax Program Project Tracking

FY 2020 Projects

Project Name	Category
Parks and Recreation	
Started Projects	
Dyer Park Athletic Field Renovation	Athletic Field Renovations
Caloosa Park Athletic Field Renovation	Athletic Field Renovations
JPP Athletic Field Renovation	Athletic Field Renovations
Loggers Run Park Athletic Field Renovation	Athletic Field Renovations
Samuel Friedland District Park Expansion	Existing Park Redevelopment or Expansion
JPP Boat Ramp Replacement	Fresh Water Boat Ramps
Countywide Fencing Replacement	Fencing Replacement
Duncan Padgett Maintenance Office Septic System Replacement	Sanitary Sewer and Septic System Replacement
JPP Triplex Building Replacement	Public Building Repair Replacement and Expansion
Westgate Park Restroom and Athletic Field Renovation	Existing Park Redevelopment or Expansion
Dubois Park Var Historic Building Repair and Renovation	Public Building Repair Replacement and Expansion
Gulfstream Park Septic System Replacement	Sanitary Sewer and Septic System Replacement
Caloosa Park Racquetball Court Replacement	Sport Court Replacement and Resurfacing
Future Projects	
None	
Completed Projects	
Santaluces Pathway Repairs	Asphalt Paving and Striping
West Boynton Park Pathway (Asphalt)	Asphalt Paving and Striping
Veterans Park Pathway Repairs	Asphalt Paving and Striping
John Stretch Roadway Repairs	Asphalt Paving and Striping
Caloosa Park Septic System Replacement	Sanitary Sewer and Septic System Replacement
Lake Biwa Pavilion Replacement	Group Pavilion Replacement
Sports Lighting Replacement Countywide FY20	Sports Lighting Replacement



Palm Beach County Infrastructure Sales Tax Program Project Tracking

FY 2021 Projects

Project Name	Category
Engineering	

Started Projects

Australian Ave. from Banyan St. to 45th St.	Drainage Improvements
Belvedere Road canal piping and sidewalk addition (62nd Dr. N. to Haverhill park)	Pathways
Le Chalet Blvd. & Military Trail	Signals and Signal Systems
Hypoluxo Road & Military Trail	Signals and Signal Systems
Jupiter Beach Rd. over Branch of ICWW (934125)	Bridge Replacements
Countywide Street Lighting FY21 (frmly Military Trail (Lake Worth to Clint Moore)	Street Lighting
Garden Rd. from Bee Line Hwy. to Investment Ln.	Resurfacing
Haverhill Rd from Lake Worth Road to 10th Ave.	Drainage Improvements
SR-7 High Mast Towers Rehab (Hypoluxo to N. of Lake Worth Rd.)	Street Lighting
Corkscrew Blvd. over SFWMD Miami Canal (934502)	Bridge Replacements

Future Projects

Atlantic Avenue & Hamlet Drive	Signals and Signal Systems
45th Street (Military Tr. to Broadway)	Signals and Signal Systems
Southern Blvd. Pines / Wallis Rd. west	Street Lighting

Completed Projects

Old Boynton & Military Trail	Signals and Signal Systems
Davis Road from Melaleuca Ln. to Lake Worth Rd.	Resurfacing
Donald Ross Rd. over Cypress Creek (N Br) (934128)	Bridge Modifications
Donald Ross Rd. over Cypress Creek (S Br) (934129)	Bridge Modifications
Hatton Hwy. from Gator Blvd. to State Rd 80	Resurfacing
Curlee Rd. from State Rd 80 to West Sugar House Rd.	Resurfacing
Hypoluxo Rd. from Military Trail to U.S. 1	Resurfacing
Belvedere Rd. from Benoist Farms to Jog Rd.	Resurfacing
El Clair Ranch Rd from Lake Ida Rd. to Woolbright Rd.	Resurfacing
Crestwood Blvd. from Folsom Rd. to Okeechobee Blvd.	Resurfacing
Folsom Rd from Crestwood Blvd. to Okeechobee Blvd.	Resurfacing
Lantana Rd. from Fla. Turnpike to Hagen Ranch Rd	Resurfacing
Woolbright Rd. from Congress Ave to Federal Hwy.	Resurfacing
Seacrest Blvd from Gulfstream Blvd. to Hypoluxo Rd.	Resurfacing
Congress Ave. from Palm Beach Lakes to 45th St.	Resurfacing

Facilities Development & Operations

Started Projects

None

Future Projects

None

Completed Projects

None



Palm Beach County Infrastructure Sales Tax Program Project Tracking

FY 2021 Projects

Project Name	Category
Parks and Recreation	

Started Projects

Okeeheelee Park South Expansion	Existing Park Redevelopment or Expansion
Canyon District Park	New Park Development
Ocean Reef Park Parking Lot Light Replacement	Parking Lot Lighting Replacement
Caloosa Park Light Replacement	Parking Lot Lighting Replacement
Lake Lytal Park Septic System Replacement	Sanitary Sewer and Septic System Replacement
Carlin Park Parking Lot Light Replacement	Parking Lot Lighting Replacement
Sunset Cove Pavilion Replacement	Group Pavilion Replacement
Carlin Beach Pavilion Replacement	Group Pavilion Replacement
JPP Center Drive Pavilion Replacement	Group Pavilion Replacement
Buttonwood Parking Lot Light Replacement	Parking Lot Lighting Replacement
Glades Pioneer Park Athletic Field Renovation	Athletic Field Renovations
Duncan Padgett Park Picnic Area Improvements	Group Pavilion Replacement
Morikami Park Septic System Replacement	Sanitary Sewer and Septic System Replacement
Lake Lytal Park Racquetball Court Replacement	Sport Court Replacement and Resurfacing
BASCR Boat Ramp Replacement	Fresh Water Boat Ramps

Future Projects

Lake Lytal Multipurpose Complex Building Replacement	Public Building Repair Replacement and Expansion
Lake Lytal Softball Complex Building Replacement	Public Building Repair Replacement and Expansion
Okeeheelee Park Soccer Complex Building Replacement	Public Building Repair Replacement and Expansion
Lake Ida Park Maintenance Building Replacement	Public Building Repair Replacement and Expansion
Lake Lytal Park Maintenance Building Replacement	Public Building Repair Replacement and Expansion
Canal Point Restroom Replacement	Restroom Replacement
John Stretch Pavilion Restroom Replacement	Restroom Replacement
Juno Park Restroom Replacement	Restroom Replacement
Triangle Park Restroom Replacement	Restroom Replacement
Jupiter Beach Park Parking Lot Light Replacement	Parking Lot Lighting Replacement

Completed Projects (*Note Removed from Project Plan)

*Duncan Padgett Park Racquetball Court Replacement	Sport Court Replacement and Resurfacing
Glades Pioneer Park Asphalt Repair and Expansion	Asphalt Paving and Striping
Sunset Cove Amphitheater Stage Renovations	Public Building Repair Replacement and Expansion
Countywide Picnic Shelter Replacement	Group Pavilion Replacement
Sports Lighting Replacement Countywide FY21	Sports Lighting Replacement
South Bay RV Campground Electrical Upgrade	Existing Park Redevelopment or Expansion



Palm Beach County Infrastructure Sales Tax Program Project Tracking

FY 2022 Projects

Project Name	Category
Engineering	
Started Projects	
Palmetto Park Rd. from Glades Rd. to Crawford Blvd.	Resurfacing
Summit Blvd. & Haverhill Road	Signals and Signal Systems
Lantana Road & Congress Avenue	Signals and Signal Systems
Barwick Rd. over LWDD Lat. 30 Canal	Bridge Modifications
CR-700 over SFWMD L-13 Canal	Bridge Modifications
CR-880 over SFWMD L-14 Canal @ 6 Mile Bend	Bridge Modifications
Belvedere Rd. Canal Piping	Belvedere Rd. Canal Piping
Summit Blvd. over C-51 Canal	Bridge Replacements
Lantana Rd. from Hagen Ranch Rd. to I-95	Resurfacing
Seminole Colony east (Okeechobee/Military)	Drainage Improvements
Seminole Colony west (Okeechobee/Military)	Drainage Improvements
Sections of Woolbright Road	Striping
Countywide Street Lighting FY22 (frmly Okeechobee Blvd. (Turnpike to WPB City Limits)	Street Lighting
Future Projects	
Boynton Beach Blvd. & Military Trail	Signals and Signal Systems
SR 7 (Glades to SW 18th Avenue)	Signals and Signal Systems
Limestone Creek	Street Lighting
Sections of Linton Blvd.	Striping
Completed Projects (*Note Removed from Project Plan)	
*Clint Moore Rd. over LWDD E-4 Canal	Bridge Modifications
Center St. from Old Dixie Highway to Alt. A1A	Pathways
Prosperity Farms Rd. from Hood Rd. to Donald Ross Rd.	Resurfacing
Sandy Run Rd. from 120th Place N. to Jupiter Farms Rd.	Resurfacing
S.W. 8th St. from S.W. 65th Ave. to Boca Rio Rd.	Resurfacing
Jog Rd. from Linton Blvd to Lake Ida Rd	Resurfacing
10Th Ave N. from Pinehurst Dr. to Haverhill Rd.	Resurfacing
Jog Rd. from Glades Rd. to Yamato Rd.	Resurfacing
Palm Beach Lakes Blvd. from I-95 to U.S. 1	Resurfacing
Belvedere Rd. from Jog Rd. to Haverhill Rd.	Resurfacing
Palm Beach Lakes Blvd. from Okeechobee Blvd. to I-95	Resurfacing
Pipers Glen Blvd. from Jog Rd. to Military Trail	Resurfacing
Fla Mango Rd. from Belvedere Rd. to N. of Old Okeechobee Rd.	Resurfacing
Military Trail from Palmetto Park Rd to Clint Moore Rd.	Resurfacing
Westgate Ave. from Military Trail to Congress Ave.	Resurfacing



Palm Beach County Infrastructure Sales Tax Program Project Tracking

FY 2022 Projects

Project Name	Category
Facilities Development & Operations	
Started Projects	
Government Center Renewal/Replacement	General Government Facilities
PBSO District 1 Substation and Marine Unit	Sheriff - FDO
Courthouse Buildout and Renovations	Judicial
Public Safety Equipment	Sheriff
Future Projects	
None	
Completed Projects (*Note Removed from Project Plan)	
*Judicial Partners Records Warehouse	Judicial
*North County Substation	Sheriff - FDO
In car cameras	Sheriff
Parks and Recreation	
Started Projects	
Haverhill Park Raquetball Court Replacement (FY22 - Transfer #19-02 & 19-06)	Sport Court Replacement and Resurfacing
Morikami Park Light Replacement	Parking Lot Lighting Replacement
Okeeheelee Park Street and Parking Lot Light Replacement	Parking Lot Lighting Replacement
Countywide Park Roadway and Parking Lot Striping	Asphalt Paving and Striping
Caloosa Park Roadway Repairs	Asphalt Paving and Striping
Okeeheelee Park Ski Lake Boat Ramp Replacement	Fresh Water Boat Ramps
Ocean Inlet Roadway Repairs	Asphalt Paving and Striping
Future Projects	
JPP Var Restroom Replacement	Restroom Replacement
Pinewoods Park Athletic Complex Building Replacement	Public Building Repair Replacement and Expansion
Carlin Park East Restroom Replacement	Restroom Replacement
Completed Projects(*Note Removed from Project Plan)	
Okeeheelee North Parking Lot Repairs	Asphalt Paving and Striping
Burt Reynolds Parking Lot Repairs	Asphalt Paving and Striping
Lake Ida 4th Roadway Repairs	Asphalt Paving and Striping
Triangle Park Parking Lot Repairs	Asphalt Paving and Striping
Sports Lighting Replacement Countywide FY22	Sports Lighting Replacement
*Acreage Community Park Recreation Center(Transfer to T203)	Existing Park Redevelopment or Expansion
Pioneer Park Light Replacement	Parking Lot Lighting Replacement



Palm Beach County Infrastructure Sales Tax Program Project Tracking

FY 2023 Projects

Project Name	Category
Engineering	

Started Projects

Australian Ave. from 45th St. to Blue Heron Blvd.	Resurfacing
Cresthaven Blvd. from Jog Rd. to Military Trail.	Resurfacing
Donald Ross Road & Military Trail	Signals and Signal Systems
Cascades Isle Blvd. & Jog Road	Signals and Signal Systems
15th Street & Tamarind Avenue	Signals and Signal Systems
East Ocean Ave over Hypoluxo Island Lagoon	Bridge Modifications
Countywide Street Lighting FY 23 (frmly Lyons Rd (Lantana to Boynton Beach Blvd)	Street Lighting
Duda Rd. over SFWMD Lat. 14 Canal (Hillsboro Canal) (934519)	Bridge Replacements

Future Projects

Orange Blvd. from Seminole Pratt Whitney to Royal Palm Beach Blvd.	Drainage Improvements
Orange Blvd. from Seminole Pratt Whitney Rd. to Coconut Rd.	Resurfacing
Kirk Rd. from Meleleuca Ln. to Purdy Ln.	Resurfacing
Old Dixie Hwy. from Alt A-1-A to County Line Rd.	Resurfacing
Tabit Rd. from Dead End to N.W. Ave G	Resurfacing
Indian / Scott / Spafford from Okeechobee Blvd. to Gardinia Ave.	Resurfacing
Boynton Beach Blvd. (SR7 to I-95)	Signals and Signal Systems
Ranch Haven/Laura Lane	Street Lighting

Completed Projects (*Note Removed from Project Plan)

*Rodgers Rd. from County line to E 1.5 miles.	Resurfacing
Eldorado Dr. from Pee Hokey Dr. to Muck City Rd.	Resurfacing
Seville St. from Pee Hokey Dr. to Muck City Rd.	Resurfacing
Joe Louis Blvd. from Dead End to Muck City Rd.	Resurfacing
Rodgers Rd. from County line to Miami Canal Rd.	Resurfacing
Lake Ridge Blvd. from State Rd. 7 to Yamato Rd.	Resurfacing
Flavor Pict Rd. from Jog Rd. to Military Trail	Resurfacing
Old Boynton Rd. from Military Trail to Knuth Rd.	Resurfacing
Boca Del Mar (Powerline to Palmetto)	Resurfacing
Boca Chase Dr. from Waterberry Dr. to State Rd. 7	Resurfacing
Congress Ave. from Okeechobee Blvd. to Palm Beach Lakes Blvd.	Resurfacing
Haverhill Rd. from Roebuck Rd. to 45th St.	Resurfacing
10Th Ave N. from Congress Ave. to I-95	Resurfacing



Palm Beach County Infrastructure Sales Tax Program Project Tracking

FY 2023 Projects

Project Name	Category
Facilities Development & Operations	

Started Projects

Countywide Buildings Renewal/Replacement

General Government Facilities

Future Projects

Acreage Substation

Sheriff - FDO

Completed Projects

None

Parks and Recreation

Started Projects

Acreage Community Park Expansion

Existing Park Redevelopment or Expansion

North County Pool Facility Repairs and Renovation

Aquatic Facility Repair and Replacement

Haverhill Park Parking Lot Light Replacement

Parking Lot Lighting Replacement

Coconut Cove Waterpark Facility Repairs and Renovation

Aquatic Facility Repair and Replacement

JPP Parks Division Office Building Addition

Public Building Repair Replacement and Expansion

BASCR Street and Parking Lot Light Replacement

Parking Lot Lighting Replacement

JPP Street and Parking Lot Light Replacement

Parking Lot Lighting Replacement

Dyer Park Street and Parking Lot Light Replacement

Parking Lot Lighting Replacement

Future Projects

Canal Point Community Center Building Replacement

Public Building Repair Replacement and Expansion

Carlin Park Maintenance Building Replacement

Public Building Repair Replacement and Expansion

Dubois Park Maintenance Building Replacement

Public Building Repair Replacement and Expansion

Caloosa Park Var Building Renovation and Replacement

Public Building Repair Replacement and Expansion

West Delray Regional Park Maintenance Building Replacement

Public Building Repair Replacement and Expansion

JPP Nursery Restroom Replacement

Restroom Replacement

JPP Daycamp Restroom Replacement

Restroom Replacement

JPP Restroom Number 10 Replacement

Restroom Replacement

West Jupiter Park Restroom Replacement with Storage

Restroom Replacement

Completed Projects

Dyer Park Parking Lot Repairs

Asphalt Paving and Striping

Burt Reynolds Roadway Repairs

Asphalt Paving and Striping

Dubois Park Parking Lot Repairs

Asphalt Paving and Striping



Palm Beach County Infrastructure Sales Tax Program Project Tracking

FY 2024 Projects

Project Name	Category
Engineering	

Started Projects

Congress Ave. from Clint Moore Rd. to Lake Ida Rd.	Resurfacing
S.W. 18th St. from Boca Rio Rd. to Military Trail	Resurfacing
Seminole Manor (residential roads)	Resurfacing
Cam Estates (residential roads)	Resurfacing
Blanchette Trail from Lake Worth Rd. to Arrowhead Dr.	Resurfacing
Countrywide Street Lighting FY24 (frmly Woolbright Road(Hagen Ranch Road to Knuth Road)	Street Lighting

Future Projects

Okeechobee Blvd. & Military Trail	Signals and Signal Systems
Okeechobee Blvd. & Haverhill Road	Signals and Signal Systems
Forest Hill Blvd. (South Shore Blvd. to I-95)	Signals and Signal Systems
Mostly along US-1/Dixie Highway	Signals and Signal Systems
Atlantic Avenue & Military Trail	Signals and Signal Systems
W. Atlantic Avenue (Lyons Rd. to Congress Ave.)	Signals and Signal Systems
Pleasant Ridge	Street Lighting
Randolph Siding Rd. from 110th Ave to N to Jupiter Farms Rd.	Pathway

Completed Projects

Lakes of Boca Raton (residential roads)	Resurfacing
Muck City Rd. from S.R. 700 to State Market Rd.	Resurfacing
Ritta Rd. from Dead End to Corkscrew Blvd.	Resurfacing
Pioneer Rd. from Dead End to Jog Rd.	Resurfacing
Royal Palm Beach Blvd. from 40th St. to Persimmon Blvd.	Resurfacing
Jog Rd. from Forest Hill Blvd. to Summit Blvd.	Resurfacing
Purdy Ln. from E-3 Canal to Kirk Rd.	Resurfacing

Facilities Development & Operations

Started Projects

None

Future Projects

None

Completed Projects

None



Palm Beach County Infrastructure Sales Tax Program Project Tracking

FY 2024 Projects

Project Name	Category
Parks and Recreation	

Started Projects

Calypso Bay Waterpark Facility Repairs and Renovation

Aquatic Facility Repair and Replacement

Future Projects

JPP Campground Var Building Replacement

Public Building Repair Replacement and Expansion

Duncan Padgett Park Restroom Replacement

Restroom Replacement

Completed Projects

None



Palm Beach County Infrastructure Sales Tax Program Project Tracking

FY 2025 Projects

Project Name	Category
Engineering	

Started Projects

Lakeside Green/Willow Pond Rd. (residential roads)	Resurfacing
Belvedere Rd. from Australian Ave. to U.S. 1	Resurfacing
Lake Ida Rd. from Hagen Ranch Rd. to Congress Ave.	Resurfacing
Old Dixie Hwy. from South County Line to Spanish River Blvd.	Resurfacing
El Clair Ranch Rd. from Atlantic Ave. to Boynton Beach Blvd.	Resurfacing
Judge Winnikoff Rd. from State Rd. 7 to Glades Rd.	Resurfacing
Ponderosa Dr. from Judge Winnikoff Rd. to Glades Rd.	Resurfacing

Future Projects

Corkscrew Blvd. from County line to U.S. 27	Resurfacing
Hooker Hwy. from Harris Rd. to S.R. 715	Resurfacing
Meleleuca Ln. from Military Trail to Davis Rd.	Resurfacing
Boat Ramp Rd. from C.R. 880 to East 1 mile	Resurfacing
Forest Hill Park, Forest Manor, Nazarene Park(residential roads)	Resurfacing
Harris Rd. from Hooker Hwy. to Teddar Rd.	Resurfacing
Countywide Street Lighting FY25 (frmly Discretionary Projects - 438 lights)	Stree Lighting

Completed Projects

Seminole Dr. from Lantana Rd. to Tallulah Rd.	Pathways
Bolles Canal Rd. from U.S. 27 to West 5 Miles	Resurfacing

Facilities Development & Operations

Started Projects

None

Future Projects

None

Completed Projects

None

Parks and Recreation

Started Projects




None

Future Projects




JPP Maintenance Compound Various Building Replacement	Public Building Repair Replacement and Expansion
Sandalfout Cove Park Athletic Complex Building Replacement	Public Building Repair Replacement and Expansion




Completed Projects

None

PALM BEACH COUNTY			
INFRASTRUCTURE SALES TAX TYPE 1 TRANSFER			
PROJECT:	<u>Sections of Palm Beach Lakes Blvd</u>	CATEGORY:	<u>Striping</u>
PROJECT NO.:	<u>2017823</u>	DISTRICT NO:	<u>Varies</u>
CONSTRUCTION DEPARTMENT:	<u>Engineering and Public Works</u>	DEPT. TRANSFER #:	<u>25-08</u>
OPERATING DEPARTMENT:	<u>Engineering and Public Works</u>		
A Type 1 Transfer authorizes the transfer sweep of Residual Funds from the Approved Project Budget to the Department Reserve.			
<p>Summary of Transfer Details:</p> <p>Project is complete and residual funds can be swept to reserves.</p>			
Date of Project Close-Out:		<u>6/16/2025</u>	
Approved Project Budget:		<u>\$100,000</u>	
Total Project Cost:		<u>\$29,339</u>	
Amount to be Transferred/Swept:		<u>\$70,661</u>	
Department Reserve before this Transfer:		<u>\$2,995,701</u>	
Department Reserve after this Transfer:		<u>\$3,066,362</u>	
PALM BEACH COUNTY Requested by Operating Dept.: By: <u></u> Title: <u>Steve Carrier, P.E.,</u> <u>Assistant County Engineer</u> Date: <u>6/24/25</u>		Recommended by Jacobs Project Management: By: <u></u> Title: <u>Project Manager</u> Date: <u>7/2/2025</u>	
PALM BEACH COUNTY Requested by Construction Dept.: By: _____ Title: <u>SAME</u> Date: _____		Approved by OFMB: By: <u></u> Title: <u>Asst. Budget Director</u> Date: <u>7/3/25</u>	

PALM BEACH COUNTY			
INFRASTRUCTURE SALES TAX TYPE 1 TRANSFER			
PROJECT:	Congress Ave. over LWDD Lat. 24 Canal (PB934479)	CATEGORY:	Bridge Replacement
PROJECT NO.:	2019804	DISTRICT NO:	2
CONSTRUCTION DEPARTMENT:	Engineering and Public Works	DEPT. TRANSFER #:	25-09
OPERATING DEPARTMENT:	Engineering and Public Works		
<p>A Type 1 Transfer authorizes the transfer sweep of Residual Funds from the Approved Project Budget to the Department Reserve.</p> <p>Summary of Transfer Details:</p> <p>Project is complete and residual funds can be swept to reserves.</p>			
<p>Date of Project Close-Out: <u>6/16/2025</u></p> <p>Approved Project Budget: <u>\$1,100,000</u></p> <p>Total Project Cost: <u>\$1,002,814</u></p> <p>Amount to be Transferred/Swept: <u>\$97,186</u></p> <p>Department Reserve before this Transfer: <u>\$3,066,362</u></p> <p>Department Reserve after this Transfer: <u>\$3,163,548</u></p>			
<p>PALM BEACH COUNTY Requested by Operating Dept.:</p> <p>By: <u>[Signature]</u></p> <p>Title: <u>Steve Carrier, P.E., Assistant County Engineer</u></p> <p>Date: <u>6/24/25</u></p>		<p>Recommended by Jacobs Project Management:</p> <p>By: <u>[Signature]</u></p> <p>Title: <u>Project Manager</u></p> <p>Date: <u>7/2/2025</u></p>	
<p>PALM BEACH COUNTY Requested by Construction Dept.:</p> <p>By: _____</p> <p>Title: <u>[Signature]</u></p> <p>Date: _____</p>		<p>Approved by OFMB:</p> <p>By: <u>[Signature]</u></p> <p>Title: <u>Asst Budget Director</u></p> <p>Date: <u>7/3/25</u></p>	

PALM BEACH COUNTY			
INFRASTRUCTURE SALES TAX TYPE 1 TRANSFER			
PROJECT:	Congress Ave.-Palm Beach Lakes Blvd. to 45th Street	CATEGORY:	Resurfacing
PROJECT NO.:	2021808	DISTRICT NO:	7
CONSTRUCTION DEPARTMENT:	Engineering and Public Works	DEPT. TRANSFER #:	25-10
OPERATING DEPARTMENT:	Engineering and Public Works		
A Type 1 Transfer authorizes the transfer sweep of Residual Funds from the Approved Project Budget to the Department Reserve.			
Summary of Transfer Details:			
Project is complete and residual funds can be swept to reserves.			
Date of Project Close-Out:		6/16/2025	
Approved Project Budget:		\$1,250,000	
Total Project Cost:		\$921,793	
Amount to be Transferred/Swept:		\$328,207	
Department Reserve before this Transfer:		\$3,163,548	
Department Reserve after this Transfer:		\$3,491,755	
PALM BEACH COUNTY Requested by Operating Dept.: By:  Title: <u>Steve Carrier, P.E.,</u> <u>Assistant County Engineer</u> Date: <u>6/24/25</u>	Recommended by Jacobs Project Management: By:  Title: <u>Project Manager</u> Date: <u>7/2/2025</u>	Approved by OFMB: By:  Title: <u>Asst Budget Director</u> Date: <u>7/3/25</u>	
PALM BEACH COUNTY Requested by Construction Dept.: By: _____ Title: <u>SAME</u> Date: _____			

PALM BEACH COUNTY			
INFRASTRUCTURE SALES TAX TYPE 1 TRANSFER			
PROJECT:	Westgate Ave.-Military Trail to Congress Ave	CATEGORY:	Resurfacing
PROJECT NO.:	2022813	DISTRICT NO:	7
CONSTRUCTION DEPARTMENT:	Engineering and Public Works	DEPT. TRANSFER #:	25-11
OPERATING DEPARTMENT:	Engineering and Public Works		
<p>A Type 1 Transfer authorizes the transfer sweep of Residual Funds from the Approved Project Budget to the Department Reserve.</p>			
<p>Summary of Transfer Details:</p> <p>Project is complete and residual funds can be swept to reserves.</p>			
Date of Project Close-Out:		6/16/2024	
Approved Project Budget:		\$750,000	
Total Project Cost:		\$292,955	
Amount to be Transferred/Swept:		\$457,045	
Department Reserve before this Transfer:		\$3,491,755	
Department Reserve after this Transfer:		\$3,948,800	
PALM BEACH COUNTY Requested by Operating Dept.: By:  Title: <u>Steve Carrier, P.E.</u> <u>Assistant County Engineer</u> Date: <u>6/24/25</u>		Recommended by Jacobs Project Management: By:  Title: <u>Project Manager</u> Date: <u>7/2/2025</u>	
PALM BEACH COUNTY Requested by Construction Dept.: By: _____ Title: <u>SCME</u> Date: _____		Approved by OFMB: By:  Title: <u>Asst Budget Director</u> Date: <u>7/3/25</u>	

PALM BEACH COUNTY			
INFRASTRUCTURE SALES TAX TYPE 1 TRANSFER			
PROJECT:	Royal Palm Beach Blvd.-40th St. to Persimmon Blvd	CATEGORY:	Resurfacing
PROJECT NO.:	2024806	DISTRICT NO:	6
CONSTRUCTION DEPARTMENT:	Engineering and Public Works	DEPT. TRANSFER #:	25-13
OPERATING DEPARTMENT:	Engineering and Public Works		

A Type 1 Transfer authorizes the transfer sweep of Residual Funds from the Approved Project Budget to the Department Reserve.

Summary of Transfer Details:

Project is complete and residual funds can be swept to reserves.

Date of Project Close-Out:	6/16/2024
Approved Project Budget:	\$500,000
Total Project Cost:	\$497,959
Amount to be Transferred/Swept:	\$2,041
Department Reserve before this Transfer:	\$3,951,554
Department Reserve after this Transfer:	\$3,953,595

PALM BEACH COUNTY
Requested by Operating Dept.:

By: SC

Title: Steve Carrier, P.E.
Assistant County Engineer

Date: 6/24/25

Recommended by Jacobs Project Management:

By: AS

Title: Project Manager

Date: 7/2/2025

Approved by OFMB:

By: ASDC/AE

Title: Asst Budget Director

Date: 7/3/25

PALM BEACH COUNTY
Requested by Construction Dept.:

By: _____

Title: SAME

Date: _____

PALM BEACH COUNTY			
INFRASTRUCTURE SALES TAX TYPE 1 TRANSFER			
PROJECT:	<u>Purdy Lane-E3 Canal to Kirk Rd.</u>	CATEGORY:	<u>Resurfacing</u>
PROJECT NO.:	<u>2024810</u>	DISTRICT NO:	<u>3</u>
CONSTRUCTION DEPARTMENT:	<u>Engineering and Public Works</u>	DEPT. TRANSFER #:	<u>25-14</u>
OPERATING DEPARTMENT:	<u>Engineering and Public Works</u>		
A Type 1 Transfer authorizes the transfer sweep of Residual Funds from the Approved Project Budget to the Department Reserve.			
Summary of Transfer Details:			
Project is complete and residual funds can be swept to reserves.			
Date of Project Close-Out:		<u>6/16/2024</u>	
Approved Project Budget:		<u>\$400,000</u>	
Total Project Cost:		<u>\$375,005</u>	
Amount to be Transferred/Swept:		<u>\$24,995</u>	
Department Reserve before this Transfer:		<u>\$3,953,595</u>	
Department Reserve after this Transfer:		<u>\$3,978,590</u>	
PALM BEACH COUNTY Requested by Operating Dept.:		Recommended by Jacobs Project Management:	
By: <u>[Signature]</u>		By: <u>[Signature]</u>	
Title: <u>Steve Carrier, P.E.,</u> <u>Assistant County Engineer</u>		Title: <u>Project Manager</u>	
Date: <u>6/4/25</u>		Date: <u>7/2/2025</u>	
PALM BEACH COUNTY Requested by Construction Dept.:		Approved by OFMB:	
By: _____		By: <u>[Signature]</u>	
Title: <u>[Signature]</u>		Title: <u>Asst Budget Director</u>	
Date: _____		Date: <u>7/3/25</u>	
Rev. 2/20/18			

PALM BEACH COUNTY
INFRASTRUCTURE SALES TAX TYPE 1 TRANSFER

PROJECT: Bolles Canal/ John L. Evans Rd.-US 27
West for 5 Miles

CATEGORY: Resurfacing

PROJECT NO..	2025805
--------------	---------

DISTRICT NO: 6

CONSTRUCTION DEPARTMENT: Engineering and Public WorksDEPT. TRANSFER #: 25-16

OPERATING DEPARTMENT: Engineering and Public Works

A Type 1 Transfer authorizes the transfer sweep of Residual Funds from the Approved Project Budget to the Department Reserve.

Summary of Transfer Details:

Project is complete and residual funds can be swept to reserves. Project completed early and funded by Engineering's Annual Resurfacing Account.

Date of Project Close-Out: 6/16/2024

Approved Project Budget: \$800,000

Total Project Cost:	<u>\$45,788</u>
---------------------	-----------------

Amount to be Transferred/Swept:	\$754,212
---------------------------------	-----------

Department Reserve before this Transfer:	\$4,029,186
--	-------------

Department Reserve after this Transfer:	\$4,783,398
---	-------------

PALM BEACH COUNTY
Requested by Operating Dept.:

By: Shila

Title: Steve Carrier, P.E.,
Assistant County Engineer

Date: 6/24/25

Recommended by Jacobs Project Management:

By: [Signature]

Date: 7/2/2025

Date: **7/2/20**

Approved by OFMB:

By: HOLDEN
Title: Asst Budget

Date: 7/3/25

Date: 11/5/25

PALM BEACH COUNTY
Requested by Construction Dept.:

By: _____

Title: SAME

Date: _____

PALM BEACH COUNTY			
INFRASTRUCTURE SALES TAX TYPE 1 TRANSFER			
PROJECT:	Seminole Drive from Lantana Road to Tallulah Road	CATEGORY:	Pathways
PROJECT NO.:	2025800	DISTRICT NO:	3
CONSTRUCTION DEPARTMENT:	Engineering and Public Works	DEPT. TRANSFER #:	25-17
OPERATING DEPARTMENT:	Engineering and Public Works		
A Type I Transfer authorizes the transfer sweep of Residual Funds from the Approved Project Budget to the Department Reserve.			
<p>Summary of Transfer Details:</p> <p>Project is completed by another entity (FDOT) and residual funds can be swept to reserves.</p>			
Date of Project Close-Out:		6/16/2024	
Approved Project Budget:		\$500,000	
Total Project Cost:		\$862	
Amount to be Transferred/Swept:		\$499,138	
Department Reserve before this Transfer:		\$4,783,398	
Department Reserve after this Transfer:		\$5,282,536	
PALM BEACH COUNTY Requested by Operating Dept.: By: <u>[Signature]</u> Title: Steve Carrier, P.E., Assistant County Engineer Date: <u>6/24/25</u>		Recommended by Jacobs Project Management: By: <u>[Signature]</u> Title: Project Manager Date: <u>7/2/2025</u>	
PALM BEACH COUNTY Requested by Construction Dept.: By: _____ Title: <u>SME</u> Date: _____		Approved by OFMB: By: <u>[Signature]</u> Title: <u>Asst Budget Director</u> Date: <u>7/3/25</u>	