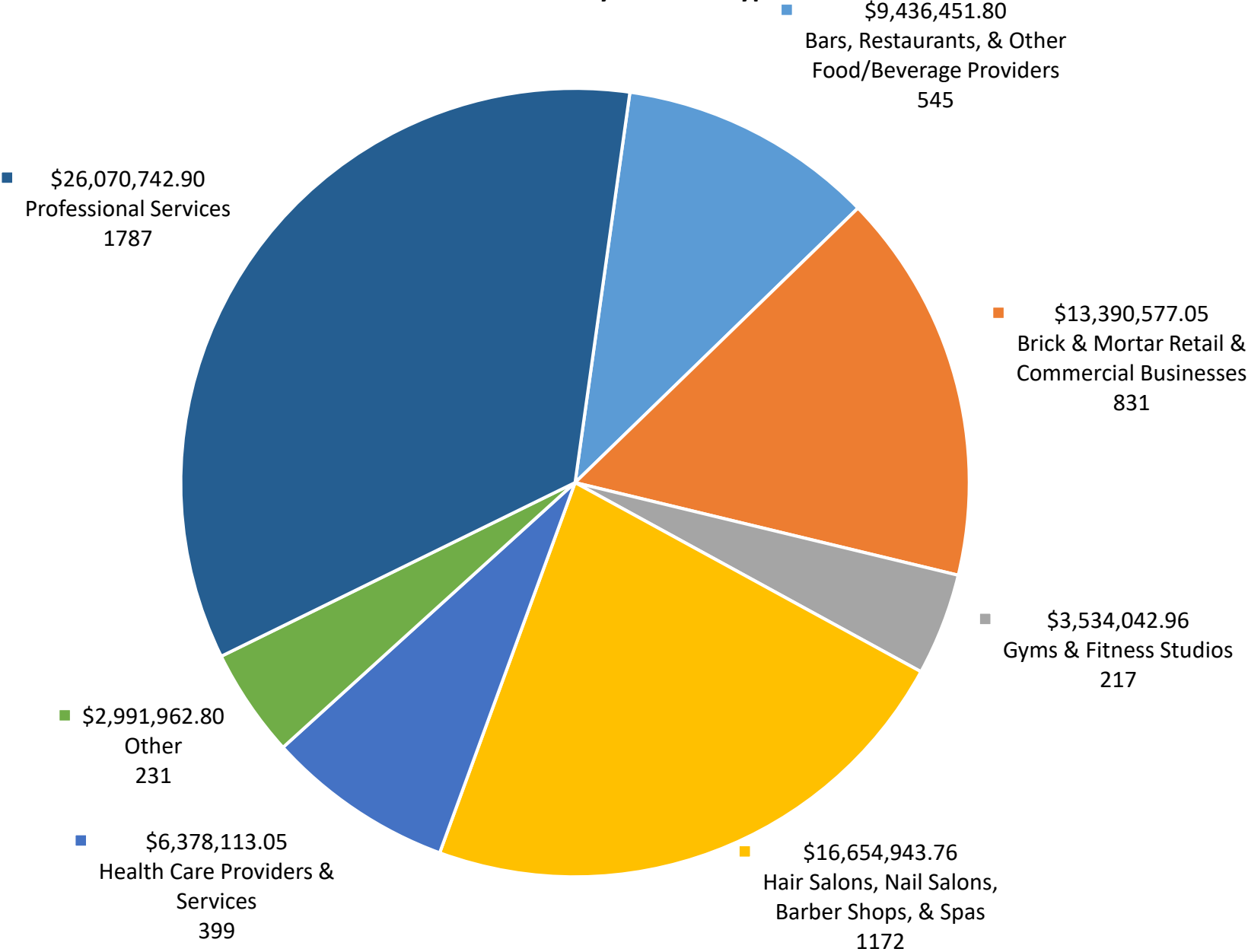
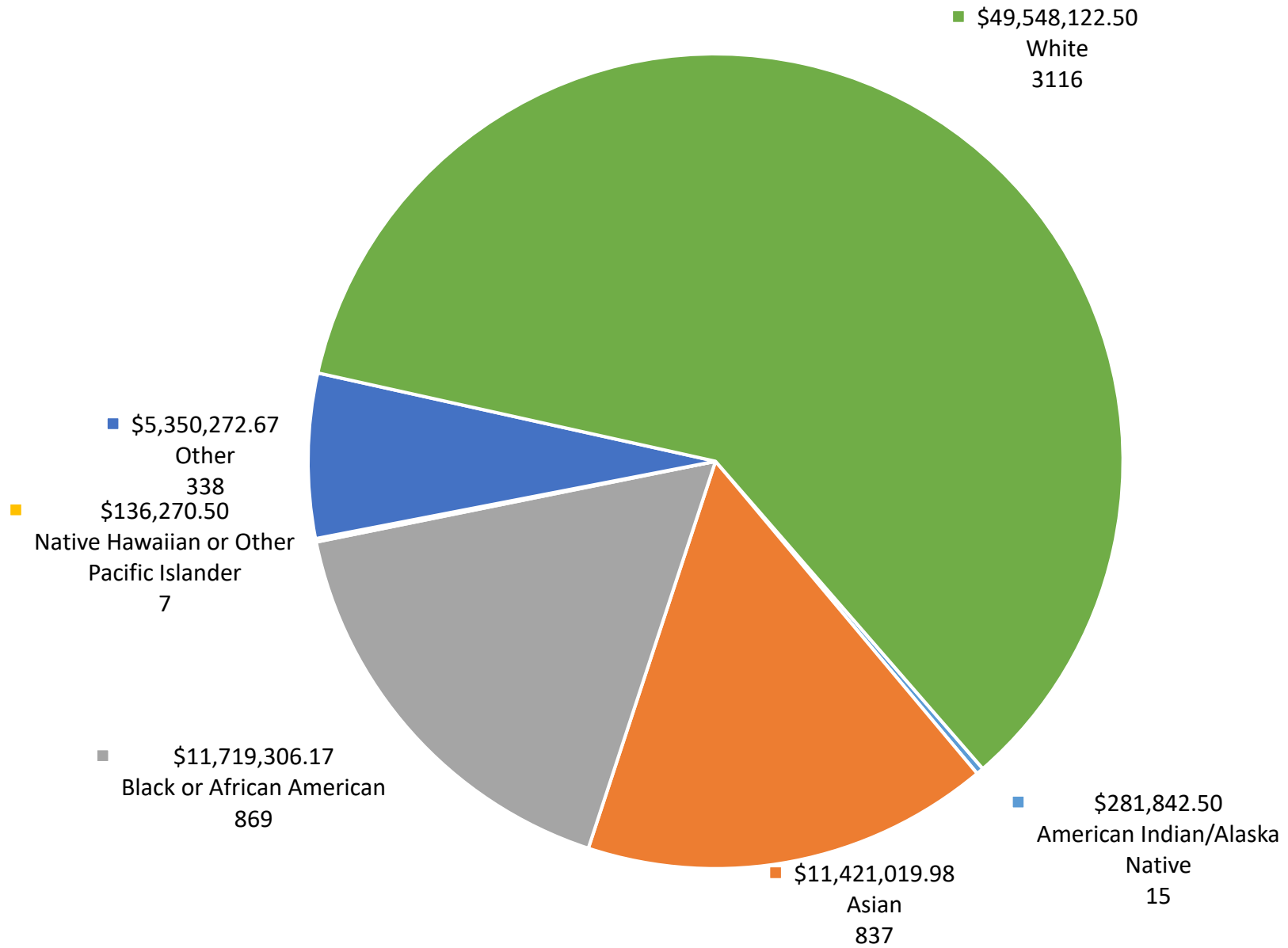


# Department of Housing & Economic Development - Cares Restart Grant Program - Final Report

### Amount Awarded by Business Type



### Amount Awarded by Race



### Awards by Business Gross Receipts or Sales

Gross Receipts or Sales	Approved Applications		Amount Awarded	
≤ \$250,000	3795	73.23%	\$54,701,473.24	69.72%
> \$250,000	1387	26.77%	\$23,755,361.08	30.28%
<b>Total</b>	<b>5182</b>	<b>100.00%</b>	<b>\$78,456,834.32</b>	<b>100.00%</b>

### Awards by Number of Employees

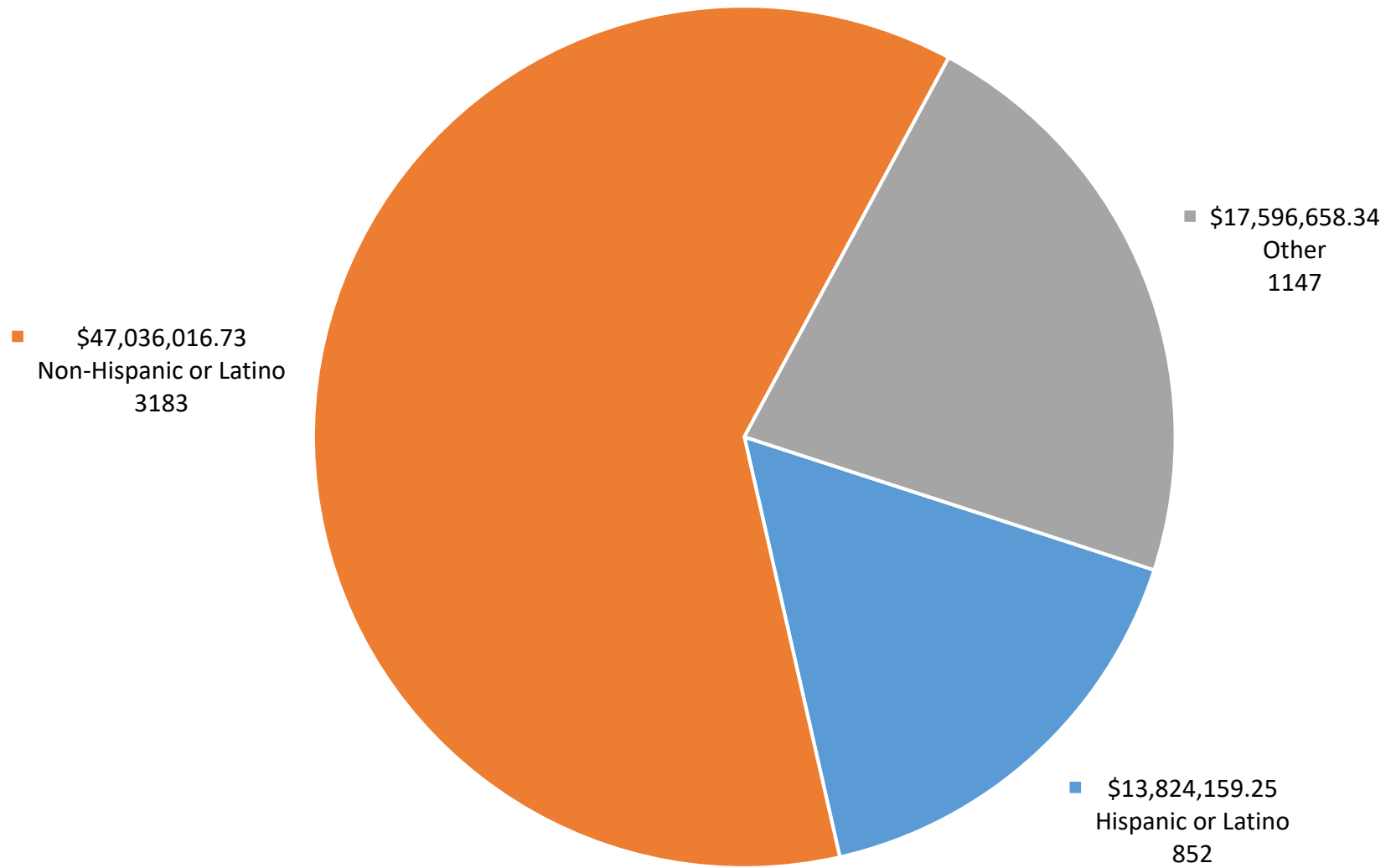
Number of Employees	Approved Applications		Amount Awarded	
	Count	Percentage	Amount	Percentage
≤ 25	5163	99.63%	\$78,060,787.32	99.50%
> 25	19	0.37%	\$396,047.00	0.50%
<b>Total</b>	<b>5182</b>	<b>100.00%</b>	<b>\$78,456,834.32</b>	<b>100.00%</b>

Number of Employees	Approved Applications		Amount Awarded	
	Count	Percentage	Amount	Percentage
≤ 5	4745	91.57%	\$71,016,079.69	90.52%
5 to 25	418	8.07%	\$7,044,707.63	8.98%
> 25	19	0.37%	\$396,047.00	0.50%
<b>Total</b>	<b>5182</b>	<b>100.01%</b>	<b>\$78,456,834.32</b>	<b>100.00%</b>

## Awards by City

City	Approved Applications		Amount Awarded	
Acreage	1	0.02%	\$25,000.00	0.03%
Atlantis	7	0.14%	\$124,314.00	0.16%
Belle Glade	38	0.73%	\$562,615.38	0.72%
Boca Raton	751	14.49%	\$12,134,963.31	15.47%
Boynton Beach	495	9.55%	\$7,333,519.52	9.35%
Canal Point	2	0.04%	\$30,548.00	0.04%
Delray Beach	385	7.43%	\$5,804,594.09	7.40%
Greenacres	132	2.55%	\$1,708,700.08	2.18%
Greenacress	1	0.02%	\$17,700.00	0.02%
Haverhill	4	0.08%	\$31,658.50	0.04%
Highland Beach	2	0.04%	\$38,100.00	0.05%
Hypoluxo	4	0.08%	\$63,825.00	0.08%
Juno Beach	27	0.52%	\$468,420.00	0.60%
Jupiter	321	6.19%	\$5,074,860.98	6.47%
Lake Clarke Shores	5	0.10%	\$73,868.50	0.09%
Lake Park	79	1.52%	\$983,527.52	1.25%
Lake Worth Beach	505	9.75%	\$7,481,297.49	9.54%
Lantana	76	1.47%	\$1,155,656.09	1.47%
Loxahatchee	70	1.35%	\$1,063,517.20	1.36%
Manalapan	2	0.04%	\$34,967.50	0.04%
Mangonia Park	3	0.06%	\$43,239.45	0.06%
North Palm Beach	112	2.16%	\$1,625,977.21	2.07%
Ocean Ridge	3	0.06%	\$39,495.00	0.05%
Pahokee	12	0.23%	\$124,520.00	0.16%
Palm Beach	47	0.91%	\$786,252.00	1.00%
Palm Beach Gardens	297	5.73%	\$4,400,490.78	5.61%
Palm Beach Shores	5	0.10%	\$102,699.50	0.13%
Palm Springs	60	1.16%	\$921,413.50	1.17%
Riviera Beach	107	2.06%	\$1,507,136.22	1.92%
Royal Palm Beach	145	2.80%	\$2,079,244.00	2.65%
Singer Island	1	0.02%	\$8,861.00	0.01%
South Bay	3	0.06%	\$52,146.00	0.07%
South Palm beach	1	0.02%	\$21,875.00	0.03%
Tequesta	43	0.83%	\$753,443.37	0.96%
Wellington	272	5.25%	\$4,079,067.72	5.20%
West Palm Beach	1161	22.40%	\$17,663,418.41	22.51%
Westlake	3	0.06%	\$35,902.00	0.05%
<b>Total</b>	<b>5182</b>	<b>100.00%</b>	<b>\$78,456,834.32</b>	<b>100.00%</b>

### Amount Awarded by Ethnicity



# Amount Awarded by Gender of Business Owner

