

AAAB – AIRPORTS AND AVIATION ADVISORY BOARD

March 2022

Palm Beach
INTERNATIONAL AIRPORT



Airport Update

Financial Report

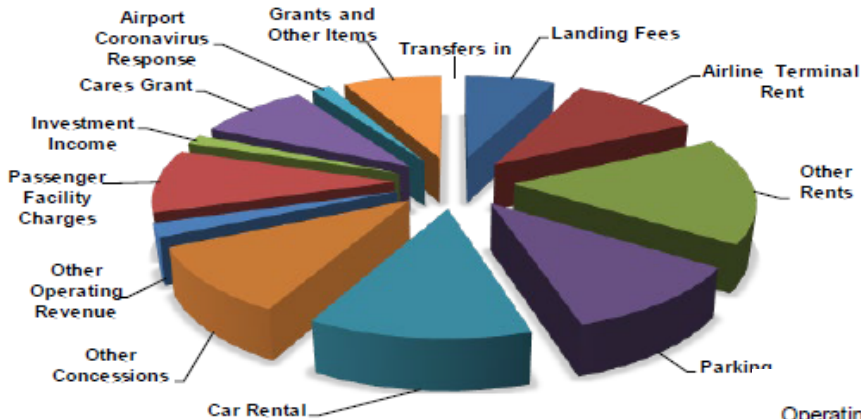
Traffic Reports

Schedule Trends

Air Service Updates



Financial Report - Revenues

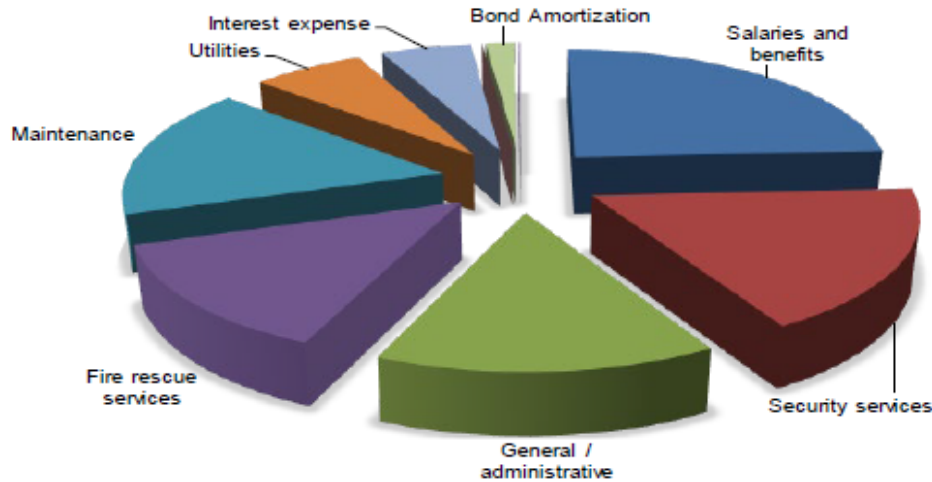


	2021	of Total	From 2020	From 2020
Operating Revenues				
Landing fees	\$ 6,675,809	7%	\$ 1,941,649	41%
Airline terminal rent	9,737,029	11%	(2,682,876)	(22)%
Other rental revenue	15,309,306	16%	332,593	2%
Parking	10,203,143	11%	(249,846)	(2)%
Car rental concessions	11,627,371	13%	2,270,675	24%
Other concessions	9,610,397	10%	1,798,568	23%
Other operating revenue	1,939,630	2%	(200,406)	(9)%
Total operating revenues	65,102,685	70%	3,210,357	5%
Other Sources				
Passenger facility charges	9,049,850	10%	1,070,258	13%
Investment income	1,441,890	2%	(1,145,529)	(44)%
Cares Grant	8,262,297	9%	(2,680,151)	(24)%
Airport Coronavirus Response	1,416,750	1%	1,416,750	100%
Grants and other items	7,327,191	8%	(502,618)	(6)%
Total other sources	27,497,978	30%	(1,841,290)	(6)%
Total revenues	\$ 92,600,663	100%	\$ 1,369,067	2%

Landing fees totaling \$6.7 million increased by 41% and airline terminal rent totaling \$9.7 million decreased by 22% due to lower cost to the airlines. Other rental revenue totaling \$15.3 million increased by 2%. Concession revenue from parking, car rental and other concessions totaling \$31.4 million increased by 14% because of increased passenger traffic.



Financial Report - Expenses



	2021	Percent of Total	Change From 2020	% Change From 2020
Operating Expenses				
Salaries and benefits	\$ 12,907,067	17%	\$ (2,146,286)	(14)%
Security services	9,398,685	12%	94,309	1%
General/administrative	7,811,845	10%	(461,567)	(6)%
Fire rescue services	7,231,917	10%	890,565	14%
Maintenance	8,680,790	11%	(57,781)	(1)%
Utilities	3,529,061	5%	(56,015)	(2)%
Total operating expenses	49,559,365	65%	(1,736,775)	(3)%
Depreciation and Amortization	24,046,819	33%	750,503	3%
Nonoperating Expenses				
Interest expense	2,833,500	4%	(194,436)	(6)%
Write off of disposal of capital assets	-	0%	-	100%
Bond amortization and other expenses	(909,749)	-1%	1,284	0%
Transfers to other county funds	59,274	0%	(19,481)	(25)%
Other expenses	-	0%	-	0%
Total nonoperating expenses	1,983,025	3%	(212,633)	(10)%
Total expenses	\$ 75,589,209	101%	\$ (1,198,905)	(2)%

Compared to the prior year, operating expenses decreased 3% or \$1.7 million. Contracted Security costs increased by 1% for a total cost of \$9.4 million. Contracted Fire Rescue Services cost increased by 14% for a total cost of \$7.2 million.



November Traffic Report

PALM BEACH INTERNATIONAL AIRPORT

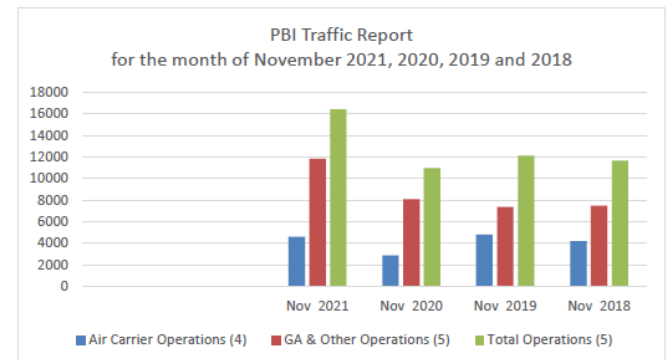
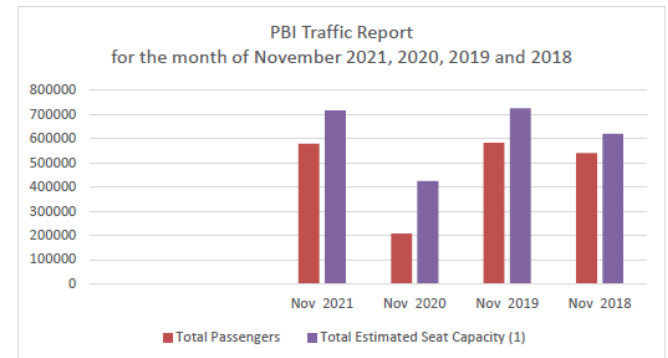
TRAFFIC REPORT

for the month of November 2021, 2020, 2019 and 2018

	Nov 2021	Nov 2020	Nov 2019	Nov 2018
Total Passengers	578,872	207,157	582,868	541,143
Total Estimated Seat Capacity (1)	715,984	424,652	725,137	619,852
Estimated Load Factor (2)	80.8%	48.8%	80.4%	87.3%
Total Cargo Tons (3)	2,566	2,560	2,512	2,409
Landed Weight (thousands of lbs)	341,472	212,887	348,237	307,764
Air Carrier Operations (4)	4,596	2,854	4,778	4,190
GA & Other Operations (5)	11,813	8,099	7,343	7,481
Total Operations (5)	16,409	10,953	12,121	11,671

- (1) Estimated Seat Capacity; Adjusted Innovata/OAG Scheduled seats, actual capacity may vary
- (2) Percentage Change in load factor is stated in absolute difference
- (3) Freight plus mail in US Tons
- (4) Landings plus Takeoffs, includes cargo carriers
- (5) Per FAA Tower

Palm Beach County Department of Airports
 846 PBI, West Palm Beach, FL 33406-1470
www.pbia.org



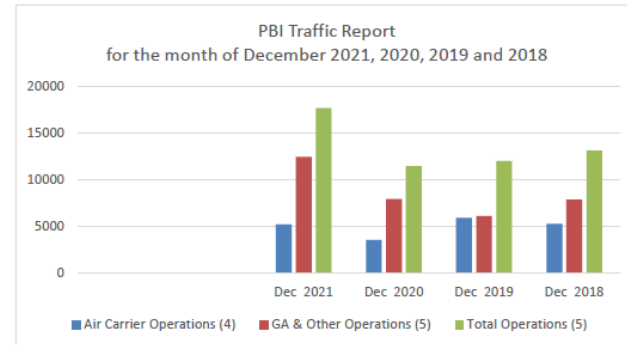
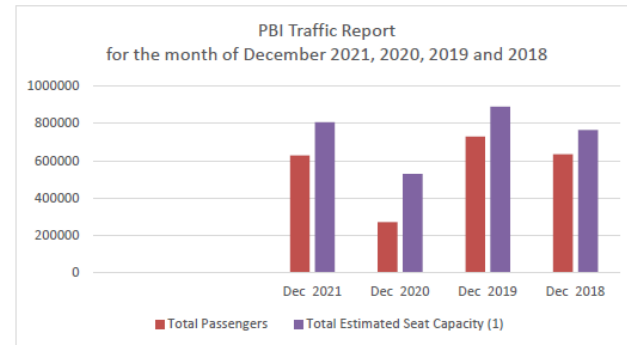
December Traffic Report

PALM BEACH INTERNATIONAL AIRPORT
TRAFFIC REPORT
for the month of December 2021, 2020, 2019 and 2018

	Dec 2021	Dec 2020	Dec 2019	Dec 2018
Total Passengers	628,090	270,867	730,246	635,694
Total Estimated Seat Capacity (1)	806,355	528,801	891,462	765,687
Estimated Load Factor (2)	77.9%	51.2%	81.9%	83.0%
Total Cargo Tons (3)	3,712	3,223	3,302	3,112
Landed Weight (thousands of lbs)	390,231	265,634	429,615	376,577
Air Carrier Operations (4)	5,208	3,536	5,880	5,252
GA & Other Operations (5)	12,442	7,913	6,107	7,855
Total Operations (5)	17,650	11,449	11,987	13,107

- (1) Estimated Seat Capacity; Adjusted Innovata/OAG Scheduled seats, actual capacity may vary
- (2) Percentage Change in load factor is stated in absolute difference
- (3) Freight plus mail in US Tons
- (4) Landings plus Takeoffs, includes cargo carriers
- (5) Per FAA Tower

Palm Beach County Department of Airports
 846 PBIA, West Palm Beach , FL 33406-1470
www.pbia.org



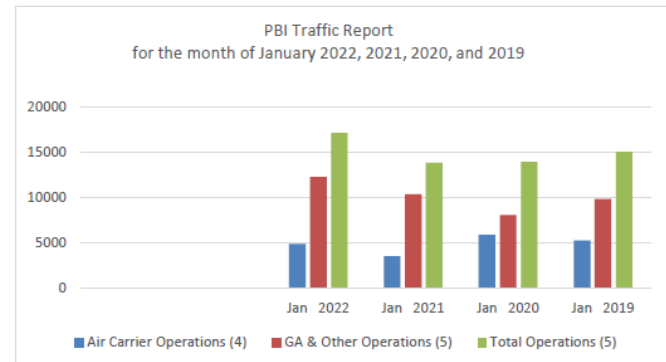
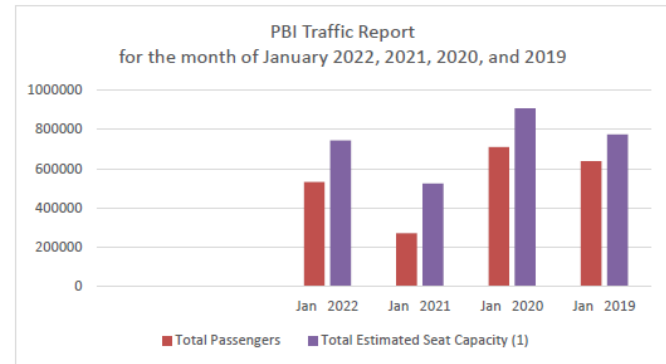
January Traffic Report

PALM BEACH INTERNATIONAL AIRPORT
TRAFFIC REPORT
for the month of January 2022, 2021, 2020 and 2019

	Jan 2022	Jan 2021	Jan 2020	Jan 2019
Total Passengers	531,721	270,553	709,872	638,686
Total Estimated Seat Capacity (1)	744,779	523,661	909,180	775,989
Estimated Load Factor (2)	71.4%	51.7%	78.1%	82.3%
Total Cargo Tons (3)	2,109	2,498	2,359	2,427
Landed Weight (thousands of lbs)	356,177	256,733	431,127	363,555
Air Carrier Operations (4)	4,890	3,498	5,898	5,250
GA & Other Operations (5)	12,310	10,378	8,088	9,860
Total Operations (5)	17,200	13,876	13,986	15,110

- (1) Estimated Seat Capacity; Adjusted Innovata/OAG Scheduled seats, actual capacity may vary
- (2) Percentage Change in load factor is stated in absolute difference
- (3) Freight plus mail in US Tons
- (4) Landings plus Takeoffs, includes cargo carriers
- (5) Per FAA Tower

Palm Beach County Department of Airports
846 PBIA, West Palm Beach, FL 33406-1470
www.pbia.org



Schedule Trends



100

DAILY DEPARTURES

- >> Peak Travel Dates:
- Saturdays in March



98%

Q1 2022

105%

Q2 2022

CAPACITY RECOVERY

>> vs 2019

Sample Thursday Departures

2022 vs 2019

	Feb	Mar	Apr	May	June
2022	94	94	84	72	63
2019	88	98	94	70	63

Monthly Scheduled Capacity

PBI/ US Average % of 2019 recovered

	Feb	Mar	Apr	May	June
PBI	99%	95%	93%	112%	115%
US	92%	90%	92%	93%	98%

Source: Cirium; revised 2/28/22



Air Service Updates

AIRLINE PERFORMANCE PBI Load Factor (Average/Both Ways)

January 2019 to November 2021

Latest Month Reported:

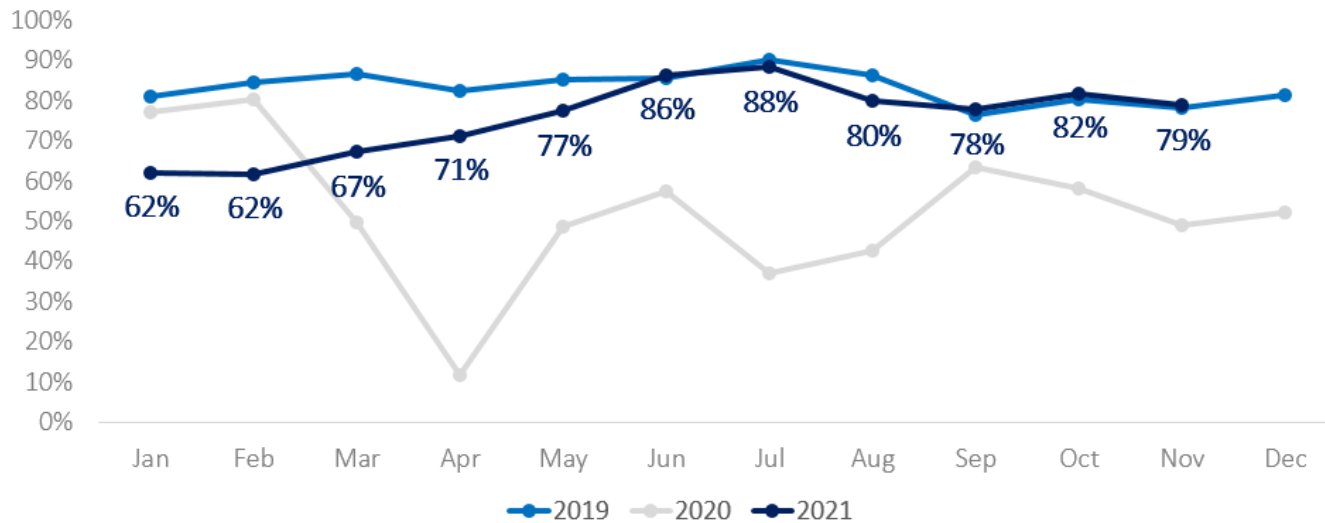
November

2021

2019

79%

78%



Source: Cirium | DOT T100



Air Service Updates

Routes Americas 2022



San Antonio, Texas
15 - 17 February 2022

Routes Americas is the only air service development forum uniting the Americas, bringing together senior decision-makers from the region's leading airlines, airports and other aviation stakeholders.

- 15 meetings to discuss current service and future growth
- Representatives from incumbent and prospective carriers



Targeted Upcoming Forum:



- June 13 - 15



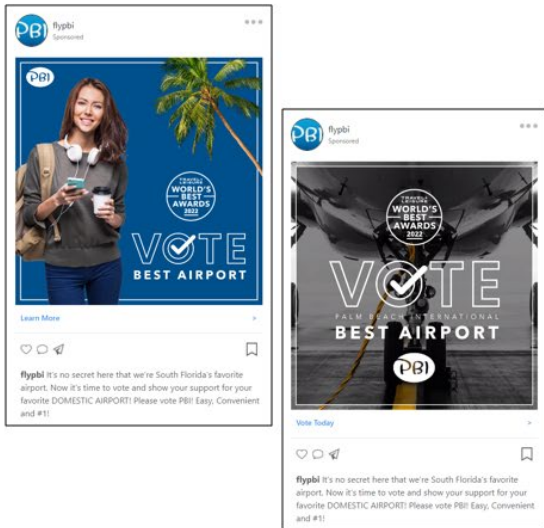
Marketing Report

Recent Promotions



Recent Promotions

Best Domestic Airport: Travel + Leisure



MSY Contest: Social Media

New Orleans to The Palm Beaches Fly Away Giveaway

Experience Breeze Airways new Nonstop Flight from MSY to Palm Beach International Airport, then stay and play in The Palm Beaches!

Win a Trip for 2 from New Orleans to The Palm Beaches, including:

- Roundtrip, Nonstop Airfare MSY > PBI with Breeze Airways
- \$1000 Hotels.com Gift Card towards hotel stay in The Palm Beaches
- 4 pack of Admission Tickets to the Cox Science Center and Aquarium
- 2 pack of Admission Tickets to Lion Country Safari

PBI Advertising: Expedia



Recent Promotions

Breeze Airways: Advertising Social Media & Digital Display

PBI Palm Beach International Airport (PBI) Sponsored

AKRON! COLUMBUS! CHARLESTON! NEW ORLEANS! NORFOLK! RICHMOND! Easy. Convenient. Nonstop from PBI with Breeze Airways. #flyPBI



The Palm Beaches to **COLUMBUS**
New nonstop flights from The Palm Beaches. Breeze

PBI.ORG
Travel has never been more easy breezy!

[BOOK NOW](#)

Like Comment Share

PBI flypbi Sponsored

RIC → PBI
Richmond to The Palm Beaches

New nonstop flights to PBI.

Breeze

[Book Now](#)

flypbi Palm trees, sea breeze, yes please! Nonstop to paradise in The Palm Beaches with Breeze Airways. #flyPBI

PBI flypbi Sponsored

CMH → PBI
Columbus to The Palm Beaches

New nonstop flights to PBI.

Breeze

[Book Now](#)

flypbi Palm trees, sea breeze, yes please! Nonstop to paradise in The Palm Beaches with Breeze Airways. #flyPBI

PBI flypbi Sponsored

CAK → PBI
Akron to The Palm Beaches

New Nonstop flights to PBI.

Breeze

[Book Now](#)

flypbi Palm trees, sea breeze, yes please! Nonstop to paradise in The Palm Beaches with Breeze Airways. #flyPBI

PBI flypbi Sponsored

CHS → PBI
Charleston to The Palm Beaches

New Nonstop flights to PBI.

Breeze

[Book Now](#)

flypbi Palm trees, sea breeze, yes please! Nonstop to paradise in The Palm Beaches with Breeze Airways. #flyPBI

PBI #FLYPBI



Nonstop flights from PBI.
AKRON! COLUMBUS! CHARLESTON! NEW ORLEANS! NORFOLK! RICHMOND!

[BOOK TODAY](#) Breeze

PBI #FLYPBI

RIC → PBI
Richmond to The Palm Beaches

New nonstop flights to PBI.

[BOOK NOW](#) Breeze

PBI flypbi Sponsored

ORF → PBI
Norfolk to The Palm Beaches

New Nonstop flights to PBI.

Breeze

[Book Now](#)

flypbi Palm trees, sea breeze, yes please! Nonstop to paradise in The Palm Beaches with Breeze Airways. #flyPBI

PBI flypbi Sponsored

MSY → PBI
New Orleans to The Palm Beaches

New Nonstop flights to PBI.

Breeze

[Book Now](#)

flypbi Palm trees, sea breeze, yes please! Nonstop to paradise in The Palm Beaches with Breeze Airways. #flyPBI


PBI **CHS → PBI**
Nonstop to The Palm Beaches.

[BOOK NOW](#) Breeze



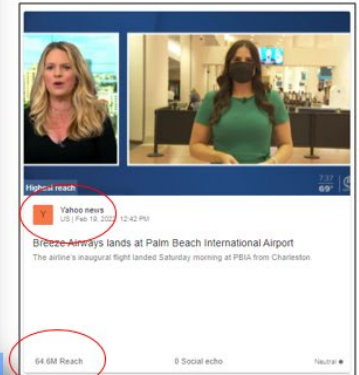
Recent Promotions

Breeze Airways: Inaugural Event and PR Coverage



PR & Media Exposure for Breeze Airways Launch

Mentions: 204
Impressions: 139M
Total Engagements: 48K



Construction Project Update

Current Projects

Future Projects



Current Projects Completed or Under Construction

PBI Public Address System Replacement

- Project is substantially complete

PBI Terminal Condensation & Humidity Improvements Phase 2 - Completed

PBI Escalator Replacement

- Replacement of 11 and modification of 3 existing escalators.
- NTP issued 9/21/2020 with completion March 2022
- Escalator B/E (West of UA), G/K (East of B6), C/H (DL), F (AA to level 2) completed
- Escalator D, A, N under construction
- Replacement of adjacent handrails were added to this scope and will continue through Nov 2022.

PB 21-6 Hold Position & RGLs at Runway 10R-28L & Taxiway R1

- Relocation of Hold Positions and installation of new RGLs.
- Installation of a new secondary wind cone and demolition of an old secondary wind cone.
- Project nearing substantially completion

PB 21-7 Vehicle Service Road Relocation

- Relocation of the vehicle service road on the east end of Runway 10L-28R
- Project is substantially complete



Current Projects Completed or Under Construction

PBI Terminal Building 4th Level Exterior Wall Repairs

- Exterior wall crack repairs and waterproofing walls on the 4th level of the Terminal Building
- Replacement of 6 ventilator fan that provides air to level one arrivals
- NTP issued on February 14, 2022 with completion on October 2022

LNA Fence & Security Improvements

- Replacement of all perimeter fencing at Palm Beach County Park (Lantana) Airport
- Installation of a new automated sliding gate at the main entrance.
- NTP issued on January 3, 2022; Construction anticipated to start in March 2022.

PHK Runway & Taxiway Rehabilitation

- Mill and Overlay of Runway 18-36 asphalt.
- Demolition of Taxiway D, removes direct access to Runway 18-36 from the apron; complies with current FAA AC standards.
- NTP issued on November 15, 2021; Construction anticipated to start in March 2022.



Palm Beach International Airport (PBI) Vehicle Service Road Relocation



- Relocated East Vehicle Service Road outside of Runway 10L-28R Safety Area
- Project Substantially Complete



Palm Beach International Airport (PBI) Hold Position & RGLs at Runway 10R-28L & Taxiway R1



- Relocation of Hold Positions and installation of new RGLs.
- Project nearing Substantially Completion



Future Projects

PBI Elevator Replacement

- Assessment of twenty-five (25) elevators located in the passenger terminal and parking garage was completed and under review. This will support a future elevator repair/replacement project.

PBI 4th Level Roof Replacement


- 4th level roof and short term garage interface is a source of water intrusion to the terminal. Project includes full roof replacement. (1) Bid received on 9/29/2021 deemed non-responsive. Project will be re-bid under CMAR contract.

PBI Central Airfield Improvements – contingent on funding

- Rehabilitate/Reconstruct Taxiway B
- Demolish Taxiway F2. Rehabilitate/Reconstruct Taxiway F south of Runway 10L-28R
- Rehabilitate Taxiway H between Runway 14-32 and Taxiway F
- Rehabilitate Runway 14-32 Shoulders
- Rehabilitate Taxiway H between Runway 14-32 and Taxiway L.
- RWY 10L-28R /RWY 14-32 RWY Closure – 2230-05300 Mon – Thurs, Sept 6, 2022- Nov 1, 2022



Palm Beach International Airport (PBI) Concourse B Expansion – 60% Design




→ PBI Concourse B Expansion

- Approx. 56,000sf
- Concession Bump-out. Contingent on remaining funds
- 2 New gates
- 60% Design Complete



Palm Beach International Airport (PBI) Concourse B Expansion – 60% Design



NW AERIAL VIEW

Curtain Wall System
Structural Silicone Glazed



Panelized Wall System
Insulated Metal Panel



HOLDROOM – TYPICAL



TRANSVERSE SECTION



Palm Beach International Airport (PBI) Concourse B Expansion – 60% Design



SW PERSPECTIVE



SE AERIAL VIEW



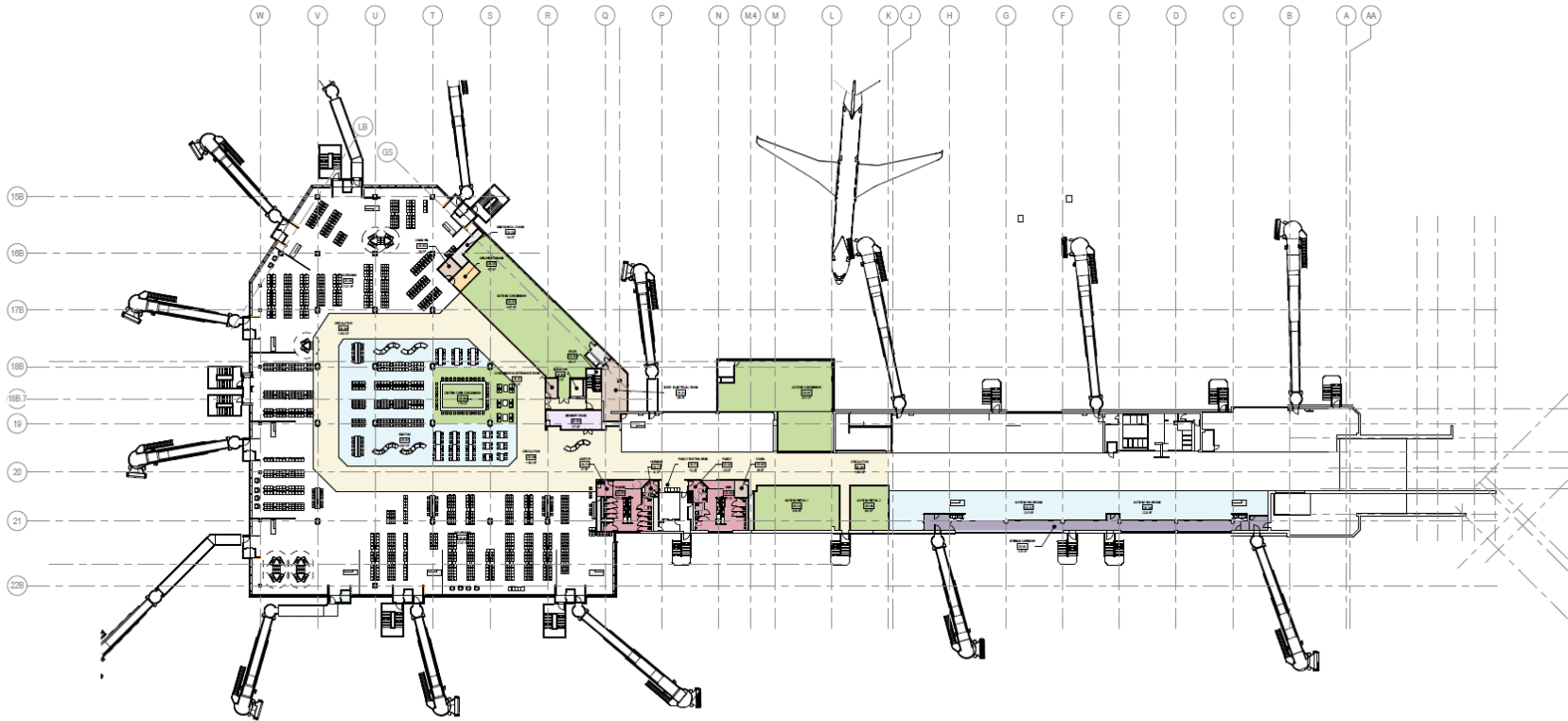
NE PERSPECTIVE



SE PERSPECTIVE



Palm Beach International Airport (PBI) Concourse B Expansion – 60% Design



1 SECOND FLOOR - CONCOURSE LEVEL COLOR PLAN
A25 SCALE: 1/32" = 1'-0"



Real Estate & Concessions Report

New Solicitations



New Solicitations

Rental Car Concessions

- Issued Invitation for Bids for Rental Car Concessions
- Current agreements expiring June 2021
- New agreements - July 1, 2022 - September 30, 2027, with one 2-year option to renew.

Lease for On-Airport Rental Car Facility

- Issued Request for Proposals for the lease +/-6.98 acres (+/-303,872 square feet) of property for an On-Airport Rental Car Facility.
- Site was returned in bankruptcy in 2020.



Operations & Maintenance Report

Operations Update

Maintenance Update



Operations Update

- Continued training of 2 Operations Officers; 4 vacancies remain
- Likely to select an Operations Supervisor in the near future
- Communications Center is currently interviewing for 1 open position
- Security Office has 1 Access Technician opening
- FAR Part 139 Inspection
- AEP Review – due in April 2022
- Completed 2022 Ramp Decals
- Annual Movement Area Drivers Training begins in May 2022
- Annual Signatory Training begins in June 2022
- Annual Wildlife Training begins in July 2022
- Expecting a comprehensive TSA inspection in July 2022
- There has been heavy demand for PBI gates – new carriers/legacy carriers



Maintenance Update

- Overhead Roadway sign Re-habilitation (overlay of signs to enhance reflectivity)
- Painting of the Airfield Vault
- Pressure washing of level 1 Curbside
- Cleaning of AC return vents located in high ceiling in Terminal (2nd Level)
- Painting of column metal barriers at Baggage Make-up
- Carpet tile replacement at Terminal Escalators
- Loading Dock Bumper Replacement at Bld. 1300
- Repair damage wall at Revenue Control
- Repair to east canopy walkway to correct uneven surfaces
- Door Replacement at Revenue control and T111(Bag Claim)
- Servicing for Airport-owned fire Extinguishers
- Training for newly hired electricians (Terminal and Airfield Systems)
- Training for newly hired Land Management Assistant



Maintenance Update

- Servicing/recertification of Back Flow Prevention devices on Airport Property
- Flooring repair and painting of DOA Maintenance shops; Bldg. E, Conc. B Electrical Shop, HVAC/Plumbing shops
- Pressure cleaning wall between Conc. A and FIS building (Airside)
- Ceiling repair at A/B checkpoint
- Ongoing Lighting repairs in Parking Garages
- Pole lighting repair on Terminal Ramp and 1475 parking lot
- Installation of 2nd card reader at east entrance employee gate arm
- Installation of additional Stop-the-Bleed boxes in Terminal
- Repair to Chillers 1 and 2 (HVAC service contractor)
- Removal of old planters at 4th level catwalk area



Public Comment



PUBLIC
COMMENT



AAAB Member Comments

AAAB Members:

- Ron Ash, Chair
- Bruce Pelly, Vice Chair
- E. Llywd Ecclestone
- Sophie M. Gaeta
- Harold Gilmore
- J. Albert Johnson
- Tinu Pena
- Douglas Sanders
- Vacant – District 5 (Sachs)



Upcoming Meeting Dates/Adjournment

2022 Meeting Dates:

Wednesday, June 8, 2022

Wednesday, September 7, 2022

Wednesday, December 7, 2022

