

**Expense Budget**

*JPM SPLASH PARK*

Menu Quick Search

BFY	Fund	Department	Appr Unit	Unit	Object	Current Budget	Encumbered	Actual Expenses	Unobligated
✓ 2006	3019	581	581P560CA	P560	6520	\$0.00	\$0.00	\$0.00	\$0.00
2006	3020	581	581P560CB	P560	6520	\$0.00	\$0.00	\$0.00	\$0.00
2006	3602	581	581P560CC	P560	6505	\$300.00	\$0.00	\$0.00	\$300.00
2006	3602	581	581P560CC	P560	6520	\$399,700.00	\$0.00	\$39,073.12	\$360,626.88
2007	3602	581	581P560CC	P560	4703	\$0.00	\$0.00	\$30.00	(\$30.00)
2007	3602	581	581P560CC	P560	6504	\$400,000.00	\$0.00	\$0.00	\$400,000.00
2007	3602	581	581P560CC	P560	6505	\$1,450.00	\$0.00	\$1,155.98	\$294.02
2007	3602	581	581P560CC	P560	6520	\$9,477.00	\$0.00	\$0.00	\$9,477.00

First Prev Next Last

Search

▼ Budget Actuals

Pre-Encumbered :	<input type="text" value="\$0.00"/>	<input type="text" value="\$0.00"/>	Uncommitted :	<input type="text" value="\$0.00"/>
Encumbered :	<input type="text" value="\$0.00"/>	<input type="text" value="\$0.00"/>	Unobligated :	<input type="text" value="\$0.00"/>
Accrued Expenses :	<input type="text" value="\$0.00"/>	<input type="text" value="\$0.00"/>	Actual Expenses :	<input type="text" value="\$0.00"/>
Cash Expenses :	<input type="text" value="\$0.00"/>	<input type="text" value="\$0.00"/>		

▶ Budgeted Amounts

▶ Linked Revenues

▶ General Information

Top

Modified Budget Line Controls Appropriation Budget Linked Revenues

## Expense Budget

[Menu](#) [Quick Search](#)

	BFY	Fund	Department	Appr Unit	Unit	Object	Current Budget	Encumbered	Actual Expenses	Unobligated
✓	2008	3600	581	581P560CD	P560	4605	\$0.00	\$0.00	\$0.00	\$0.00
	2008	3600	581	581P560CD	P560	6520	\$300,000.00	\$0.00	\$287,390.76	\$12,609.24
	2008	3602	581	581P560CC	P560	4703	\$0.00	\$0.00	\$0.00	\$0.00
	2008	3602	581	581P560CC	P560	6504	\$387,141.00	\$0.00	\$310,634.20	\$76,506.80
	2008	3602	581	581P560CC	P560	6505	\$295.00	\$0.00	\$0.00	\$295.00
	2008	3602	581	581P560CC	P560	6506	\$12,828.00	\$0.00	\$12,827.70	\$0.30
	2008	3602	581	581P560CC	P560	6520	\$209,477.00	\$0.00	\$115,437.26	\$94,039.74
	2009	3600	581	581P560CD	P560	4605	\$0.00	\$0.00	\$12,462.52	(\$12,462.52)

[First](#) [Prev](#) [Next](#) [Last](#)

Search

▼ **Budget Actuals**

Pre-Encumbered :	<input type="text" value="\$0.00"/>		Uncommitted :	<input type="text" value="\$0.00"/>
Encumbered :	<input type="text" value="\$0.00"/>		Unobligated :	<input type="text" value="\$0.00"/>
Accrued Expenses :	<input type="text" value="\$0.00"/>		Actual Expenses :	<input type="text" value="\$0.00"/>
Cash Expenses :	<input type="text" value="\$0.00"/>			

▶ **Budgeted Amounts**

▶ **Linked Revenues**

▶ **General Information**

[Top](#)

[Modified Budget Line Controls](#) [Appropriation Budget](#) [Linked Revenues](#)

## Expense Budget

[Menu](#) [Quick Search](#)

BFY	Fund	Department	Appr Unit	Unit	Object	Current Budget	Encumbered	Actual Expenses	Unobligated
✓ 2009	3600	581	581P560CD	P560	6504	\$0.00	\$6,865.24	\$6,796.93	(\$13,662.17)
2009	3600	581	581P560CD	P560	6520	\$148,220.00	\$98,459.30	\$3,339.42	\$46,421.28
2009	3602	581	581P560CC	P560	4801	\$0.00	\$0.00	\$45.00	(\$45.00)
2009	3602	581	581P560CC	P560	6504	\$76,507.00	\$3,621.00	\$70,622.90	\$2,263.10
2009	3602	581	581P560CC	P560	6505	\$295.00	\$0.00	\$31,558.51	(\$31,263.51)
2009	3602	581	581P560CC	P560	6520	\$94,040.00	\$0.01	\$43,829.36	\$50,210.63

[First](#) [Prev](#) [Next](#) [Last](#)

Search

**▼ Budget Actuals**

Pre-Encumbered :	<input type="text" value="\$0.00"/>		Uncommitted :	<input type="text" value="(\$13,662.17)"/>
Encumbered :	<input type="text" value="\$6,865.24"/>		Unobligated :	<input type="text" value="(\$13,662.17)"/>
Accrued Expenses :	<input type="text" value="\$0.00"/>		Actual Expenses :	<input type="text" value="\$6,796.93"/>
Cash Expenses :	<input type="text" value="\$6,796.93"/>			

- ▶ Budgeted Amounts**
- ▶ Linked Revenues**
- ▶ General Information**

[Top](#)  
[Modified Budget Line Controls](#) [Appropriation Budget](#) [Linked Revenues](#)

## Expense Budget





Menu Quick Search

BFY	Fund	Department	Appr Unit	Unit	Object	Current Budget	Encumbered	Actual Expenses	Unobligated
✓ 2008	3600	581	581P560CD	P560	4605	\$0.00	\$0.00	\$0.00	\$0.00
2008	3600	581	581P560CD	P560	6520	\$300,000.00	\$0.00	\$287,390.76	\$12,609.24
2008	3602	581	581P560CC	P560	4703	\$0.00	\$0.00	\$0.00	\$0.00
2008	3602	581	581P560CC	P560	6504	\$387,141.00	\$0.00	\$310,634.20	\$76,506.80
2008	3602	581	581P560CC	P560	6505	\$295.00	\$0.00	\$0.00	\$295.00
2008	3602	581	581P560CC	P560	6506	\$12,828.00	\$0.00	\$12,827.70	\$0.30
2008	3602	581	581P560CC	P560	6520	\$209,477.00	\$0.00	\$115,437.26	\$94,039.74
2009	3600	581	581P560CD	P560	4605	\$0.00	\$0.00	\$12,462.52	(\$12,462.52)

First Prev Next Last

Search 

**▼ Budget Actuals**

Pre-Encumbered :	<input type="text" value="\$0.00"/>		Uncommitted :	<input type="text" value="\$0.00"/>
Encumbered :	<input type="text" value="\$0.00"/>		Unobligated :	<input type="text" value="\$0.00"/>
Accrued Expenses :	<input type="text" value="\$0.00"/>		Actual Expenses :	<input type="text" value="\$0.00"/>
Cash Expenses :	<input type="text" value="\$0.00"/>			

**▶ Budgeted Amounts**

---

**▶ Linked Revenues**

---

**▶ General Information**

---

Top

Modified Budget Line Controls Appropriation Budget Linked Revenues

## Expense Budget





Menu Quick Search

	BFY	Fund	Department	Appr Unit	Unit	Object	Current Budget	Encumbered	Actual Expenses	Unobligated
✓	2009	3600	581	581P560CD	P560	6504	\$0.00	\$6,865.24	\$6,796.93	(\$13,662.17)
	2009	3600	581	581P560CD	P560	6520	\$148,220.00	\$98,459.30	\$3,339.42	\$46,421.28
	2009	3602	581	581P560CC	P560	4801	\$0.00	\$0.00	\$45.00	(\$45.00)
	2009	3602	581	581P560CC	P560	6504	\$76,507.00	\$3,621.00	\$70,622.90	\$2,263.10
	2009	3602	581	581P560CC	P560	6505	\$295.00	\$0.00	\$31,558.51	(\$31,263.51)
	2009	3602	581	581P560CC	P560	6520	\$94,040.00	\$0.01	\$43,829.36	\$50,210.63

First Prev Next Last

Search 

**▼ Budget Actuals**

Pre-Encumbered :	<input type="text" value="\$0.00"/>		Uncommitted :	<input type="text" value="(\$13,662.17)"/>
Encumbered :	<input type="text" value="\$6,865.24"/>		Unobligated :	<input type="text" value="(\$13,662.17)"/>
Accrued Expenses :	<input type="text" value="\$0.00"/>		Actual Expenses :	<input type="text" value="\$6,796.93"/>
Cash Expenses :	<input type="text" value="\$6,796.93"/>			

**► Budgeted Amounts**

**► Linked Revenues**

**► General Information**

Top  
[Modified Budget Line Controls](#) [Appropriation Budget](#) [Linked Revenues](#)

## Expense Budget

[Menu](#) [Quick Search](#)

BFY	Fund	Department	Appr Unit	Unit	Object	Current Budget	Encumbered	Actual Expenses	Unobligated
✓ 2006	3019	581	581P560CA	P560	6520	\$0.00	\$0.00	\$0.00	\$0.00
2006	3020	581	581P560CB	P560	6520	\$0.00	\$0.00	\$0.00	\$0.00
2006	3602	581	581P560CC	P560	6505	\$300.00	\$0.00	\$0.00	\$300.00
2006	3602	581	581P560CC	P560	6520	\$399,700.00	\$0.00	\$39,073.12	\$360,626.88
2007	3602	581	581P560CC	P560	4703	\$0.00	\$0.00	\$30.00	(\$30.00)
2007	3602	581	581P560CC	P560	6504	\$400,000.00	\$0.00	\$0.00	\$400,000.00
2007	3602	581	581P560CC	P560	6505	\$1,450.00	\$0.00	\$1,155.98	\$294.02
2007	3602	581	581P560CC	P560	6520	\$9,477.00	\$0.00	\$0.00	\$9,477.00

[First](#) [Prev](#) [Next](#) [Last](#)

Search

▼ **Budget Actuals**

Pre-Encumbered :	<input type="text" value="\$0.00"/>		Uncommitted :	<input type="text" value="\$0.00"/>
Encumbered :	<input type="text" value="\$0.00"/>		Unobligated :	<input type="text" value="\$0.00"/>
Accrued Expenses :	<input type="text" value="\$0.00"/>		Actual Expenses :	<input type="text" value="\$0.00"/>
Cash Expenses :	<input type="text" value="\$0.00"/>			

- ▶ **Budgeted Amounts**
- ▶ **Linked Revenues**
- ▶ **General Information**

[Top](#)

[Modified Budget Line Controls](#) [Appropriation Budget](#) [Linked Revenues](#)