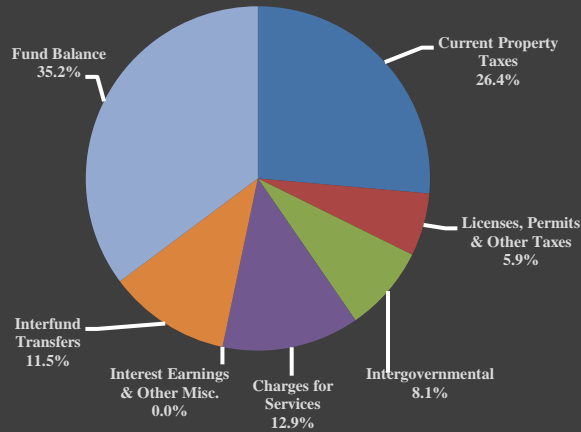




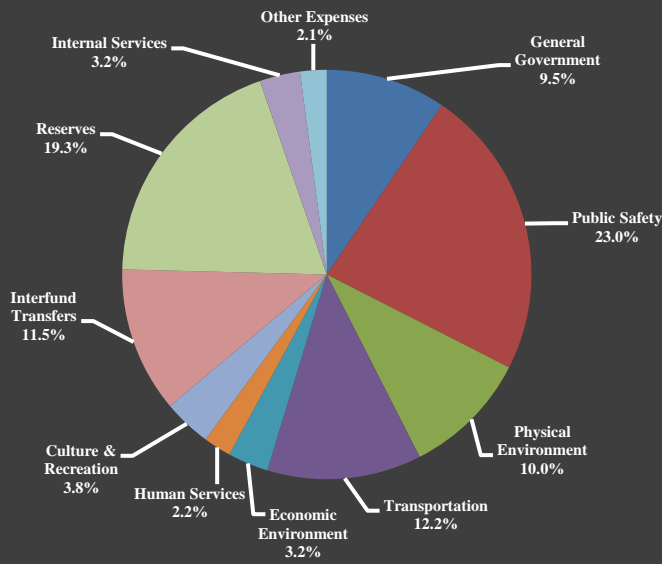
Where the Money Comes From
Total of all Funds \$4,791,766,384



Palm Beach County Revenues (in millions)

	FY 2018	FY 2019	% Change
Current Property Taxes	\$1,191.0	\$1,261.5	5.9%
Licenses, Permits & Other Taxes	275.9	283.5	2.8%
Intergovernmental	390.5	389.8	(0.2%)
Charges for Services	607.2	619.8	2.1%
Interest & Other Misc. (Including Debt Proceeds)	(5.5)	(1.6)	70.9%
Interfund Transfers	523.8	550.8	5.2%
Fund Balance	1,501.3	1,688.0	12.4%
Total	\$4,484.2	\$4,791.8	6.86%

Where the Money Goes
Total of all Funds \$4,791,766,384



Palm Beach County Expenditures (in millions)

	FY 2018	FY 2019	% Change
General Government	\$402.6	\$454.5	12.9%
Public Safety	1,058.1	1,102.7	4.2%
Physical Environment	455.4	476.8	4.7%
Transportation	549.8	586.8	6.7%
Economic Environment	144.6	155.4	7.5%
Human Services	99.6	105.7	6.1%
Culture/Recreation	172.3	180.5	4.8%
Interfund Transfers	523.8	550.9	5.2%
Reserves	828.5	925.4	11.7%
Internal Services	148.8	153.0	2.8%
Other Expenses	100.7	100.1	(0.6%)
Total	\$4,484.2	\$4,791.8	6.86%

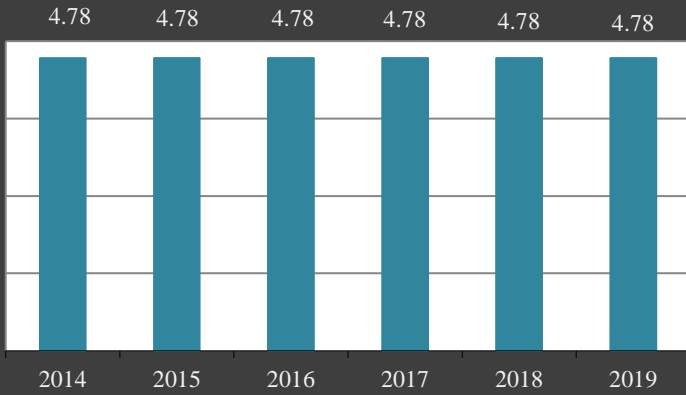
Increase in Interest and Other Miscellaneous revenue is primarily due to a \$6.9 million increase in Water Utilities anticipated revenue from Broward County related to the Reclaimed Water Distribution System, as well as a \$6 million increase in budgeted interest, mostly in Capital Funds. This is offset by a \$7.4 million decrease due to the final payoff of the Section 108 Loan that was received in FY 2017. Increase in Fund Balance is mostly related both to General Fund prior year savings and some Infrastructure Surtax projects taking longer than expected.

Amounts shown for reserves are all budgeted reserves including enterprise, special revenue funds, and unspent bond proceeds, which are legally restricted as to their use. Undesignated reserves for the general fund for FY 2019 are \$130.9 million, 9.3% of the total fund budget. This is in accordance with the County's minimum policy level of 8%. The availability of reserves for use in a financial emergency is one indication that a government is financially strong.

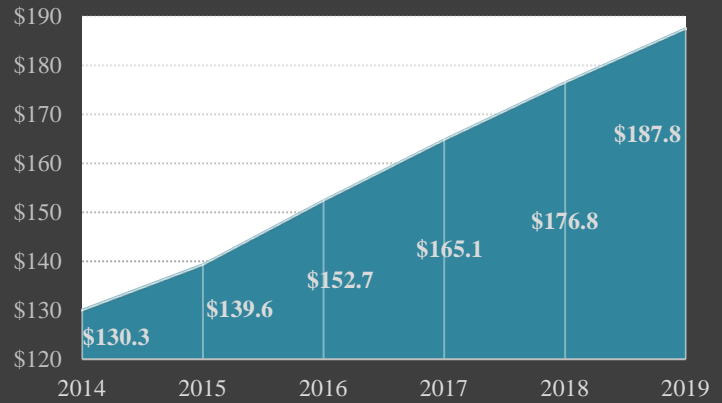
Significant changes in General Government expenditures are primarily due to the Infrastructure Surtax Funded Projects that are new in FY 2019 or have not yet completed from previous year's funding. Infrastructure Surtax projects are also the main causes of increases in both the Human Services (\$2.5 million) and Culture and Recreation (\$5.8 million) categories. The increase in Public Safety is attributable to the increase the Sheriff's budget as well as Fire Rescue initiating some growth related capital projects. Increases in Transportation expenses are largely related to \$26.3 million in Gas Tax and Impact Fee projects being initiated in FY 2019. Economic Environment spending increased related to Workforce Housing and Neighborhood Stabilization Programs. Additionally there were large increases to reserves in the General Fund, Fire Rescue, Water Utilities, Infrastructure Surtax Projects, Fleet, and Employee Health Insurance.



Countywide Operating Millage History
(tax per \$1,000 in taxable value)

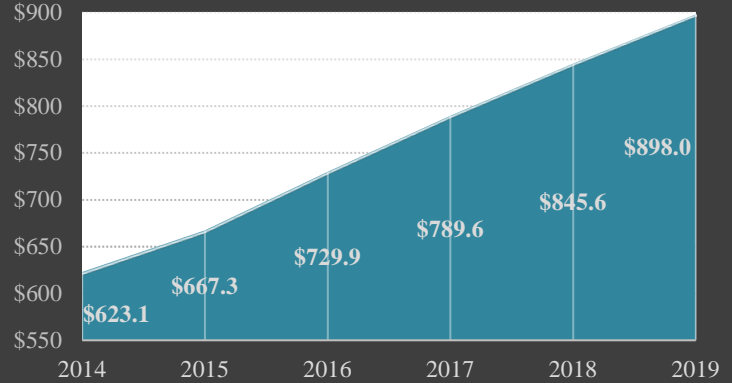


Taxable Values History
(in billions)



Taxing District	Millage Rate
Countywide	4.7815
Library District	0.5491
Fire Rescue:	
Main MSTU	3.4581
Jupiter MSTU	1.9026
Countywide Voted Debt	0.1165
Library District Voted Debt	0.0410

Countywide Ad Valorem Tax History
(in millions)



The Palm Beach County Board of County Commissioners approved a budget with a property tax rate of 4.7815 per \$1,000 of taxable value, which is 0.2278 above the calculated rollback rate. Florida Statutes limit the countywide millage rate to a maximum of 10 mills, excluding voter approved debt service millage rates.

A total of 11,485 positions are included in the FY 2019 budget: BCC 6,435; Sheriff 4,258; Tax Collector 322; Property Appraiser 245; Clerk and Comptroller 140; Supervisor of Elections 52, and Judicial 33.

Since FY 2008, County departments added 814 positions (Fire Rescue mergers, Glades Utility Authority, Inspector General, Commission on Ethics and grant funded programs) and eliminated 1,373 positions from other County programs. During this same time, Constitutionals added 669 positions (largely attributed to Sheriff 567 and Tax Collector 58) and eliminated 189 positions (121 were for the Sheriff). Large increases for the Sheriff include the contracts to provide law enforcement services to the City of Lake Worth in 2009 and Greenacres in 2016.

For the FY 2019 budget, County departments maintained the same service levels as last year through implementation of efficiencies and privatization efforts. The Sheriff's budget is funded at \$663,634,859. The Sheriff has requested a carry forward of \$6,399,911 for equipment that will not arrive during FY18.

Of the \$36.2 million in new ad valorem funded capital projects for FY 2019, \$15.1 million is for repair and renovation of County buildings, \$6.0 million is for Information Technology Systems replacement and enhancements, \$3.9 million is for Parks & Recreation, \$6.0 million is for roadway improvements, \$0.3 million is for environmental restoration, and \$4.9 million is for other miscellaneous projects. In addition to these projects, Airports and Water Utilities capital projects are ongoing, as are projects funded by bond issues and impact fees.

County Commission

Hal R. Valeche Paulette Burdick Dave Kerner Steven L. Abrams Mary Lou Berger Melissa McKinlay Mack Bernard

County Administrator

Verdenia C. Baker