

Palm Beach County Mooring Buoy Program

Protecting Reefs

- Palm Beach County and its partners created a mooring buoy system in several popular reef locations so that boaters, divers, and fisherman can safely moor their vessels to buoys instead of dropping anchor.
- Natural and artificial reefs and their inhabitants are fragile and can be easily damaged by improper boat anchoring.
- In 2009, mooring buoys were installed at Breaker's Reef with additional installations in 2012 from Jupiter to Boca Raton.

Buoy Locations

- Diamondhead Radnor
26°54.811' N, - 80°03.521' W
- Singer Island
26°47.153' N, - 80°01.802' W
- Breakers
26°42.892' N, - 80°01.815' W
- Mar-a-Lago
26°41.105' N, - 80°01.852' W
- Boca Raton
26°20.648' N - 80°03.914' W to 26°23.165' N, - 80°03.684' W

Connect with the Department of Environmental Resources Management and download our artificial reef map.

Buoy Locations


Diamondhead Radnor Reef
3 Mooring Buoys




Singer Island Mitigation Reef
3 Mooring Buoys



Breaker's Reef
16 Mooring Buoys



Mar-a-Lago Reef
6 Mooring Buoys



Boca Raton Patch Reef
10 Mooring Buoys



The Wildlife Foundation of Florida (WFF) has established an Endowment Fund for long term maintenance and monitoring of PBC's mooring buoys. For more information or to donate, visit: <http://www.wildlifefoundationofflorida.com/bouys>

Project Partners

Palm Beach County, Florida Fish and Wildlife Conservation Commission (FWC), Wildlife Foundation of Florida, Palm Beach County Reef Research Team, City of Boca Raton Marine Advisory Board



Palm Beach County Board of County Commissioners
Department of Environmental Resources Management
2300 North Jog Road - Fourth Floor, West Palm Beach, FL 33411
Phone: 561-233-2400 <http://www.pbcgov.com/erm>
Connect with us on Facebook: <https://www.facebook.com/PBCERM>

Project Overview


Anchor pin installation



- Stainless steel u-shaped anchor pins were installed along the ocean floor in depths ranging from 12 feet to 25 feet.
- 38 mooring buoys were attached to the anchor pins.
- There is no fee, overnight mooring is not allowed, and each buoy is designed to handle only one boat.
- Funding for the buoys was provided by FWC's Boating Improvement and State Wildlife Grant Programs and from private donations.



Proper Buoy Mooring Steps



1. Approach the buoy from down wind or current.
2. Retrieve the pick-up line with your boat hook.
3. Pass your bow-line through the eye of the pick-up line. Put out extra scope and cleat your bow-line off securely.
4. **NEVER** tie your boat directly to the mooring buoy pick-up line as you may damage your boat and place too much strain on the mooring.

