

Drowning Prevention Coalition of Palm Beach County



Anna Stewart
Manager



Diane Hennessy
Coordinator

Spring 2014 Newsletter

Volume 1, Issue 1

Points of Interest for FY 2013

27 elementary schools
(18,046 children)

10 middle schools (4,512)

8 high schools (1,968)
received land based water
safety presentations

108,901 people
were educated about the
importance of water safety
during a total of 447
different activities/
presentations

Volunteers donated
1,361 hours completing
office work, handing out
water safety information,
and assisting in the
classroom

*The Coalition is a government
entity and funded by:*

Palm Beach County
Board of County Commissioners




Children's Services Council
Palm Beach County

The Coalition is managed by:

Palm Beach County
Fire Rescue

Coalition Contact Information

405 Pike Road
West Palm Beach, FL 33411
561-616-7068
www.pbcgov.org/dpc
astewart@pbcgov.org



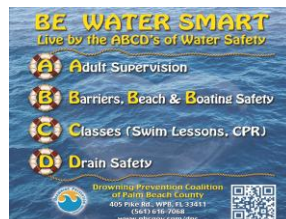
**ABCD's water safety
message located on the LCD
displays at Palm Beach
International Airport**



**Diane Hennessy educating
school children about the
ABCD's of water safety**



**Commissioner Santamaria
presenting a Proclamation
declaring April 2013 as
"Drowning Prevention
Awareness Month"**



**New ABCD's Water Safety
Poster with QR Code**



**Anna Stewart staffing a
water safety display booth**

Spreading the Word about the ABCD's of Water Safety

In an effort to simplify the learning process as it relates to disseminating drowning prevention information, the Coalition is now using the **ABCD's** of water safety in the classroom setting, in press releases, on posters, and in educational videos. It is our goal for this acronym to be known throughout the community.

A – Adult supervision

Adult should supervise within an arm's length of the children.

Designate an adult "water watcher" (using a distinguishable item such as a lanyard or funny hat) whose sole responsibility is to watch the pool area for 15 minutes and not read, talk on the phone or be influenced by other distractions. After 15 minutes, give the distinguishable item to another adult for 15 minutes, and so forth. Ensure that the water watcher is a sober adult who knows CPR and has basic swimming skills.

No flotation devices as a substitute for supervision! "Water wings," or "floaties," inflatable water rings and other pool toys are NOT safety devices. Only U.S. Coast Guard approved life jackets that are designed and tested for safety.

B – Barriers, beach safety and boating safety

Have a properly working physical barrier around, on or in the pool (i.e. isolation fence, pool safety cover, pool alarm) that meets code requirements.

Have window and door alarms that sound when breached.

Always swim at a lifeguarded beach, and pay attention to the beach flags. Wear properly fitted U.S. Coast Guard approved life jackets while on a boat.

C – Classes

Take a water safety course at a local aquatic facility to learn the skills necessary to survive in the water.

Take CPR classes.

D – Drain Safety

Have a pool professional check residential drain covers to determine whether or not they are safe.

Encourage children to stay away from drains. Non compliant drain covers can cause suction entrapment injuries and possible death.

Those using a pool/spa should know where the cut off switch is for the pump in case a suction entrapment incident occurs.

Drowning Prevention Coalition of Palm Beach County


Innovative Water Safety Initiative

To kick off National Water Safety Month in 2013, the Drowning Prevention Coalition of Palm Beach County partnered in an innovative water safety initiative with the Property Appraiser, Gary Nikolits.

Deputy appraisers placed Pool Safely door tags on single-family residential properties with swimming pools. The door tags list water safety tips for people in and around the pool area. The joint venture between the two agencies is the first of its kind.

"We look at it as a valuable community service that our deputy appraisers can help spread the word about pool safety to the public," said Nikolits. Deputy appraisers distributed 500 door tags in neighborhoods throughout the county. The tags are produced by the U.S. Consumer Product Safety Commission (CPSC) and provided courtesy of the CPSC's Pool Safely campaign.

The Coalition intends to continue this initiative again in FY 2014 during April and May.



A deputy appraiser placing a Pool Safely door tag on a single-family residence

Do You Know How to Escape a Sinking Vehicle?

Motor vehicle crashes in canals are the third leading cause of drowning in Palm Beach County. In an effort to reduce these fatalities, the Coalition worked with the Palm Beach County Graphics Department to develop a simple educational brochure to distribute to the public.

ESCAPE IMMEDIATELY 1

Don't Waste Time

- STAY CALM**
- NO PHONE**
- SEATBELT OFF**
Remove or Cut: yours and your children who can't help themselves.
- WINDOWS**
Open Manually or Break: use an escape tool in a bottom corner of a side window for breakage.
- CHILDREN**
Undo Seatbelts: capable children should immediately remove their seatbelt and exit through the nearest open window.
- GET OUT!!**
Children First: push them out ahead of you and exit behind them.

HAVE AN ESCAPE TOOL AVAILABLE 2

Some Common Tools

- Having a tool may increase your chances of survival.
- Make sure you have a certified and tested escape tool.
- Tools can be bought in hardware stores, auto supply shops, and online.
- Read the manufacturer's instructions on how to properly handle the tool and learn how to use it in advance.
- Keep tool within reach (i.e. hanging from a rearview mirror, or on keychain, mounted on driver's side door, or in a covered center console). **Not in the glove box or trunk!**

REHEARSE EMERGENCY ESCAPE AND SURVIVAL PROCEDURES WITH YOUR PASSENGER(S) AND HAVE AN ESCAPE TOOL READILY AVAILABLE.

IF YOU CAN'T ESCAPE BEFORE THE CAR SINKS 3

Worst Case Scenario

- STAY CALM**
- SEATBELT OFF**
Remove or Cut.
- GET IN THE BACK**
To breathe longer.
- HAND ON DOOR HANDLE**
Continually pull the handle even as the water rises. The door should open once pressure is equalized.
- TAKE A DEEP BREATH**
- GET OUT!!**