



PALM BEACH COUNTY GOVERNMENTAL CENTER
MCEADDY CONFERENCE ROOM, 12TH FLOOR
301 NORTH OLIVE AVE.
WEST PALM BEACH, FLORIDA 33401

[HTTP://WWW.PBCGOV.COM/CRIMINALJUSTICE/TASK_FORCE/CORRECTIONS/](http://www.pbcgov.com/criminaljustice/task_force/corrections/)

WEDNESDAY, FEBRUARY 4, 2009; 12:00 P.M.

- FINAL AGENDA -

- I. Welcome, opening comments by Chairman, Douglas Duncan
 - a. *Sincere appreciation to Judge Krista Marx for all of her work on the Council*
 - b. *Introduction and welcome to new member, Administrative Judge Lucy C. Brown*
 - c. *Recognition for Contribution and Service to Vice-Chair Alan Johnson*
- II. Approval and/or Additions to the Agenda
- III. Approval and/or additions to the January 7, 2009 minutes of the Corrections Task Force/ Public Safety Coordinating Council
- IV. **Reports:**
 - A. Jail Population, *Major Kneisley, Palm Beach Sheriff's Office*
 - B. Jail Counselor, *Barry Fondiller, Palm Beach Sheriff's Office*
 - C. Juvenile Detention, *DJJ Superintendent Anthony Flowers*
 - D. Pretrial Services, *Charles Trotta, Pretrial Services Manager*
- V. **New Business**

Nominations for Corrections Task Force Vice-Chair
- VI. **Old Business**
 - A. Potential Legislation affecting county jail population, *Major Kneisley, Palm Beach Sheriff's Office and Michelle Spangenberg, Court Administration*
 - B. Update from Alternatives to Incarceration Advisory Board
- VII. **Additional member and guest comments**
- VIII. **Adjournment**

Next Meeting: March 4, 2009 12:00 P.M.- Government Center, 12th Floor



PALM BEACH COUNTY CRIMINAL JUSTICE COMMISSION

CORRECTIONS TASK FORCE/ Public Safety Coordinating Council

Palm Beach County Governmental Center
301 N. Olive Avenue, 12th Floor McEaddy Conference Room
West Palm Beach, Florida 33401

Wednesday, January 7, 2009; 12:00 P.M.

- SUMMARY MEETING MINUTES -

MEMBERS PRESENT:

Chairman Douglas Duncan, Roth and Duncan, P.A.
Rosalyn Baker, Florida Department of Corrections
Roger M. Crane, Police Chief, Palm Beach County Chiefs of Police Association
Patrick Cannan, Workforce Alliance
Chris Kneisley, Major, Palm Beach Sheriff's Office
Krista Marx, Judge, Circuit Court Criminal Division
Nancy Perez*, Judge, County Court Criminal Division (**via video conference*)
Alton Taylor, Executive Director, Drug Abuse Foundation
Charlie Trotta, Manager, Palm Beach County Pretrial Services Agency
Shelley Vana, Commissioner, Palm Beach County
Barbara White, Public Defender's Office

MEMBERS ABSENT:

Bob Bozzone, Executive Director, Comprehensive Alcohol Rehabilitation Program
Maureen F. Brickous, County Probation, PRIDE Integrated Services, Inc.
Vice Chairman Alan Johnson, State Attorney's Office
Tommy Richards, Palm Beach County Bail Bond Association
Gene Thompson, Chaplain, Palm Beach Sheriff's Office
Louis Tomeo, Office of the Clerk and Comptroller, Director Criminal Court Services

GUESTS PRESENT:

Cristy Altaro, Court Administration
Barry Echols, Palm Beach County Bail Bond Association
Colleen Farnsworth, Dept. of Children and Families, Legal
Anthony Flowers, Superintendent, Dept. of Juvenile Justice
Barry Fondiller, Jail Counselor, Palm Beach Sheriff's Office
Gwen Freitas, Public citizen
Wanda Joiner, Pride Integrated Services, Inc.
Shelby King, Palm Beach County Sheriff's Office
Bea Lovelace, Office of the Clerk and Comptroller

Marcela Millett, Court Administration
Elizabeth Parker, State Attorney's Office
Nicole Saunders, Director Justice Services, PBC
Michelle Spangenberg, Criminal Court Manager, Court Administration

CJC STAFF PRESENT:

Journey Beard, Crime Prevention Specialist
Damir Kukec, Research and Planning Manager
Jenise Link, Sr. Criminal Justice Analyst
Michael Rodriguez, Executive Director
Kristie Slinsky, Intern
Candee Villapando, Criminal Justice Analyst

- I. **Chairman Duncan welcomed the members and guests of the Task Force. Commissioner Vana was introduced as a new 2009 member of the Public Safety Coordinating Council and Corrections Task Force.**
- II. **The agenda was approved without additions or deletions.**
- III. **The minutes of the November 5, 2008 meeting of the CTF/PSCC were approved.**
- IV. **Reports**

A. Jail Population Report

Major Kneisley reported that the total population today of the jail is 2,717 which represented a slight decline. He added that for the end of the year total in 2007 the population was 2,944 and in 2008 our population average is expected to be at 3,000 which show a steady increase.

B. Jail Counselor Report

The Jail Counselor, Mr. Fondiller, provided a report that showed the status of DCF transfers, misdemeanor booking averages, and a table of the December misdemeanor bookings. Mr. Fondiller reported that the total average of days misdemeanants spent in jail for the year 2008 was 5.16 days. The average number of days for misdemeanants between booking and sentencing was 5.3 and the mean average was approximately 39.5 days for the month of December. In 2008 all individuals that were required to be transferred to a treatment facility were transferred within the statutory timeframe of fifteen days which is an improvement from the previous year.

See Charts/graphs following:

Palm Beach County Criminal Justice Commission
 Corrections Task Force/Public Safety Coordinating Council

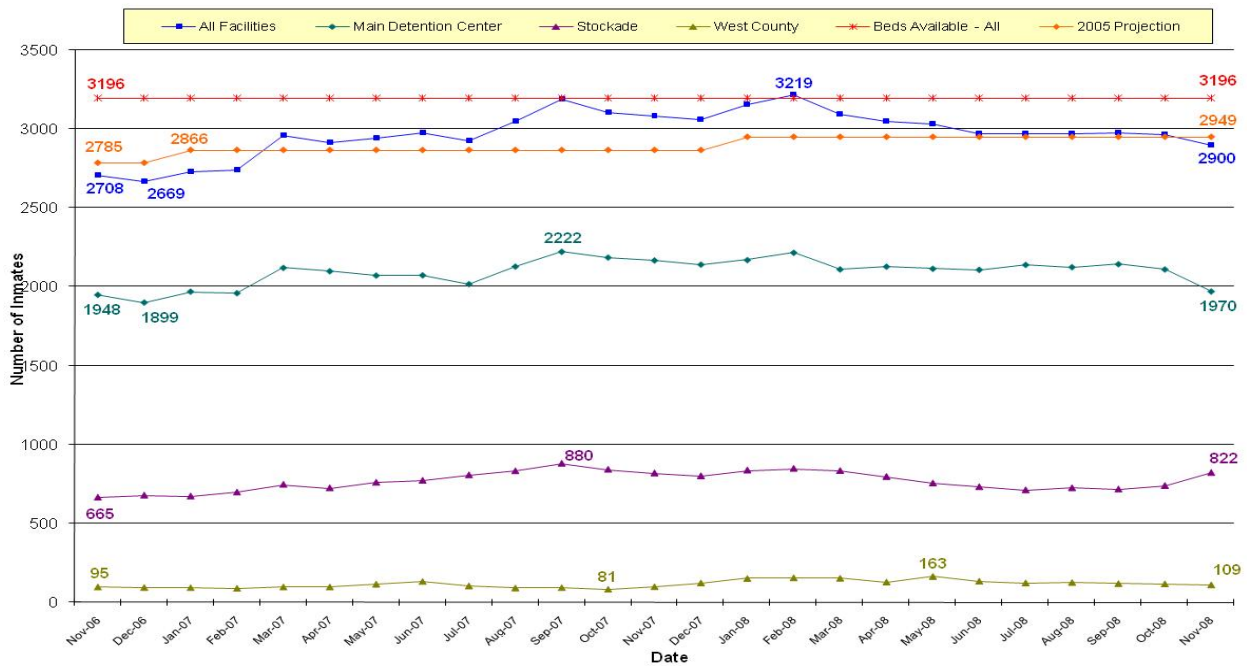
Palm Beach County Correctional Facilities Monthly Population Report
 January - November 2008

Data Source: Palm Beach County Sheriff's Office, Corrections Department

Facility	November Average Daily Population	Jan - Nov Average Daily Population	EXISTING CAPACITY			FUTURE CAPACITY	
			Number Beds*	November Percent Occupied (ADP/Capacity)	Jan - Nov Percent Occupied (ADP/Capacity)	Number Beds*	Jan - Nov Percent Occupied (ADP/Capacity)
Main Detention Center	1,970	2,121	2,114	93%	100%	2,114	100%
Stockade Detention Center (Including 96 bed Drug Farm)	822	774	944	87%	82%	944	82%
West County Detention Center	109	134	138	79%	97%	262	51%
COUNTYWIDE TOTAL	2,900	3,028	3,196	91%	95%	3,320	91%

*Does not include 106 beds for medical.

Palm Beach County Criminal Justice Commission
 Corrections Task Force/Public Safety Coordinating Council
Average Daily Populations by Date and Facility
 Data Source: Palm Beach County Sheriff's Office, Corrections Department



C. Juvenile Detention Report

Department of Juvenile Justice Superintendent, Mr. Flowers, provided a monthly report of the detention center's population which showed that the monthly average in December was 78 juveniles and that the population today was at 82. (A copy of the full report is attached to the end of the

minutes). He added that 16 juveniles are awaiting direct file and 12 are awaiting placement in commitment programs. Commissioner Vana asked if there were juveniles at the detention center for extended periods of time. He stated that there are approximately four juveniles that are awaiting a commitment program have been at the detention center for more than twenty-one days. He also added that since Martin County opened the girl's program, the placement wait-time has decreased.

D. Pretrial Services Report

The Pretrial Service Manager, Mr. Trotta, provided members with a printed report detailing the Supervised Release Pretrial Services Program. The report notes that it is current as of January 6th. He stated that there are a total of 1,493 defendants on Supervised Own Recognizance (S.O.R.) and that 1,173 of these are out of custody and are not occupying jail space. He further reported that there are a total of 14 defendants in custody on S.O.R. only and noted that his report includes the various reasons for the S.O.R. in custody pending release. Mr. Trotta also reported that there are a total of 829 defendants that have S.O.R. plus a bond. Ms. White asked if the task force would be provided with a report showing the number of individuals in custody on a violation of S.O.R.

V. Update

A. Evaluation and reorganization of circuit criminal court

Judge Krista Marx, Circuit Court, updated the Task Force members about the Administrative Order (4.502 – 12/08, Circuit Criminal Court Reallocation) that will become effective January 20th, 2009. This AO is reorganizing the Circuit Criminal Court to streamline the processing of cases in a fair, timely, and cost-effective manner. A sample of the covered areas includes procedures for newly assigned cases, assignment of capital cases, specified arraignment days (out-of-custody and in-custody locations), mental health cases, and the use of expert witnesses. She reported that there will be eight criminal divisions and two trial divisions. By July, all eight criminal court division judge shall be eligible to hear capital cases. Judge Marx mentioned the addition of the newly formed, county-paid mental health case manager position for the courts has been helpful.

B. Governor's possible budget reduction proposal: Transfer sex offenders in the Jimmy Ryce facility to county jails \$10M

Ms. Link referred the Task Force members to a Legislative Update report dated December 15, 2008 that contained a list of potential statewide budget reductions. She stated that of concern on the list is an item showing a ten million dollar cut in the state budget to transfer sex offenders in the Jimmy Ryce facility to county jails. Currently that facility has a capacity population of 550. Judge Marx mentioned that they recently

prepared a list of those civil commitments for offenders that would be returned to Palm Beach County. She stated that the list contained approximately 18 individuals and mentioned that Ms. Spangenberg could provide a full report to the Task Force at the next meeting. Major Kneisley noted that logistically, these inmates would be required to be kept according to state statute. Ms. White said that Jimmy Ryce cases have been litigated by statute up to the Supreme Court. Commissioner Vana stated that it would be helpful to know what the local impact would be.

Ms. Link also noted that Major Kneisley at the Sheriff's office is monitoring possible legislation that would adjust the structure of county jails to hold sentenced inmates beyond a one year sentence. Chairman Duncan requested Major Kneisley to provide a cost analysis on these possible impacts to the county.

VI. New Business

2009 Proposed Meeting Schedule and Workplan

Chairman Duncan asked the Task Force members to review the proposed 2009 meeting schedule and workplan.

VII. Old Business

Alternatives to Incarceration

Mr. Rodriguez reported that the Advisory Board for Alternatives to Incarceration met on December, 3, 2008 in lieu of the Corrections Task Force meeting last month. He stated that the Board agreed that there was a population in the jail that would meet the criteria for a day reporting center concept and that the Board decided that the sentenced population would be best to start with. At a later time, they would begin to review a population consisting of probation violators, failure to appear cases and supervised released violators. He mentioned that the Task Force members and the Advisory Board members were provided with a requirements paper for a day reporting center concept by Ms. Link and that any comments or edits to that paper could be sent directly to the CJC office.

VIII. Additional Member and guest comments

There were no additional member or guest comments.

ADJOURN. JG, CJC 1/7/09



**Palm Beach Regional Juvenile Detention Center
Population Statistical Report
12/1/2008 Through 12/31/2008**

Monday, December 01, 2008	Shift	Population	T/R	Admissions	Releases
	A Shift	81	0	0	6
	B Shift	75	0	5	2
	C Shift	78	0	5	0
Total Admissions / Releases for 12/1/2008 (3 detail records)				10	8
Tuesday, December 02, 2008	Shift	Population	T/R	Admissions	Releases
	A Shift	82	1	3	5
	B Shift	80	1	2	3
	C Shift	78	2	1	1
Total Admissions / Releases for 12/2/2008 (3 detail records)				6	9
Wednesday, December 03, 2008	Shift	Population	T/R	Admissions	Releases
	A Shift	79	1	2	3
	B Shift	78	1	6	2
	C Shift	83	0	1	4
Total Admissions / Releases for 12/3/2008 (3 detail records)				9	9
Thursday, December 04, 2008	Shift	Population	T/R	Admissions	Releases
	A Shift	79	1	3	3
	B Shift	79	1	6	5
	C Shift	80	1	2	1
Total Admissions / Releases for 12/4/2008 (3 detail records)				11	9
Friday, December 05, 2008	Shift	Population	T/R	Admissions	Releases
	A Shift	82	0	0	3
	B Shift	79	0	4	7
	C Shift	76	0	1	0
Total Admissions / Releases for 12/5/2008 (3 detail records)				5	10
Saturday, December 06, 2008	Shift	Population	T/R	Admissions	Releases
	A Shift	77	0	2	1
	B Shift	78	0	2	0
	C Shift	80	0	2	0
Total Admissions / Releases for 12/6/2008 (3 detail records)				6	1
Sunday, December 07, 2008	Shift	Population	T/R	Admissions	Releases
	A Shift	82	0	1	1
	B Shift	82	0	3	1
	C Shift	84	0	2	1

Tuesday, January 06, 2009

Page 1 of 5

Total Admissions / Releases for 12/7/2008 (3 detail records)				6	3
Monday, December 08, 2008	Shift	Population	T/R	Admissions	Releases
	A Shift	85	0	3	1
	B Shift	87	0	6	5
	C Shift	88	0	4	7
Total Admissions / Releases for 12/8/2008 (3 detail records)				13	13
Tuesday, December 09, 2008	Shift	Population	T/R	Admissions	Releases
	A Shift	85	0	1	9
	B Shift	77	0	3	6
	C Shift	74	0	5	0
Total Admissions / Releases for 12/9/2008 (3 detail records)				9	15
Wednesday, December 10, 2008	Shift	Population	T/R	Admissions	Releases
	A Shift	79	0	2	1
	B Shift	80	0	3	2
	C Shift	81	0	2	2
Total Admissions / Releases for 12/10/2008 (3 detail records)				7	5
Thursday, December 11, 2008	Shift	Population	T/R	Admissions	Releases
	A Shift	81	0	0	2
	B Shift	79	0	7	5
	C Shift	81	0	1	1
Total Admissions / Releases for 12/11/2008 (3 detail records)				8	8
Friday, December 12, 2008	Shift	Population	T/R	Admissions	Releases
	A Shift	81	0	1	3
	B Shift	79	0	7	7
	C Shift	79	0	1	0
Total Admissions / Releases for 12/12/2008 (3 detail records)				9	10
Saturday, December 13, 2008	Shift	Population	T/R	Admissions	Releases
	A Shift	80	0	2	0
	B Shift	82	0	2	1
	C Shift	83	0	1	0
Total Admissions / Releases for 12/13/2008 (3 detail records)				5	1
Sunday, December 14, 2008	Shift	Population	T/R	Admissions	Releases
	A Shift	84	0	2	0
	B Shift	86	0	1	0
	C Shift	87	0	2	1
Total Admissions / Releases for 12/14/2008 (3 detail records)				5	1
Monday, December 15, 2008	Shift	Population	T/R	Admissions	Releases

Tuesday, January 06, 2009

Page 2 of 5

	A Shift	88	0	3	2
	B Shift	89	0	5	5
	C Shift	89	0	2	1
Total Admissions / Releases for 12/15/2008 (3 detail records)				10	8
Tuesday, December 16, 2008					
	Shift	Population	T/R	Admissions	Releases
	A Shift	90	0	1	4
	B Shift	87	0	6	8
	C Shift	85	0	7	2
Total Admissions / Releases for 12/16/2008 (3 detail records)				14	14
Wednesday, December 17, 2008					
	Shift	Population	T/R	Admissions	Releases
	A Shift	89	1	2	4
	B Shift	88	0	2	6
	C Shift	84	0	0	3
Total Admissions / Releases for 12/17/2008 (3 detail records)				4	13
Thursday, December 18, 2008					
	Shift	Population	T/R	Admissions	Releases
	A Shift	87	0	2	3
	B Shift	86	0	6	7
	C Shift	85	0	2	1
Total Admissions / Releases for 12/18/2008 (3 detail records)				10	11
Friday, December 19, 2008					
	Shift	Population	T/R	Admissions	Releases
	A Shift	86	0	3	10
	B Shift	79	0	4	5
	C Shift	78	0	1	1
Total Admissions / Releases for 12/19/2008 (3 detail records)				8	16
Saturday, December 20, 2008					
	Shift	Population	T/R	Admissions	Releases
	A Shift	78	0	0	2
	B Shift	75	1	3	1
	C Shift	78	0	0	0
Total Admissions / Releases for 12/20/2008 (3 detail records)				3	3
Sunday, December 21, 2008					
	Shift	Population	T/R	Admissions	Releases
	A Shift	78	0	0	1
	B Shift	77	0	1	0
	C Shift	78	0	1	0
Total Admissions / Releases for 12/21/2008 (3 detail records)				2	1
Monday, December 22, 2008					
	Shift	Population	T/R	Admissions	Releases
	A Shift	79	0	2	2
	B Shift	79	0	7	5
	C Shift	81	0	1	9
Total Admissions / Releases for 12/22/2008 (3 detail records)				10	16
Tuesday, January 06, 2009					
Tuesday, December 23, 2008					
	Shift	Population	T/R	Admissions	Releases
	A Shift	73	0	0	5
	B Shift	68	0	2	5
	C Shift	65	0	3	1
Total Admissions / Releases for 12/23/2008 (3 detail records)				5	11
Wednesday, December 24, 2008					
	Shift	Population	T/R	Admissions	Releases
	A Shift	67	0	3	4
	B Shift	66	0	1	0
	C Shift	67	0	1	0
Total Admissions / Releases for 12/24/2008 (3 detail records)				5	4
Thursday, December 25, 2008					
	Shift	Population	T/R	Admissions	Releases
	A Shift	68	0	1	3
	B Shift	66	0	1	0
	C Shift	67	0	0	0
Total Admissions / Releases for 12/25/2008 (3 detail records)				2	3
Friday, December 26, 2008					
	Shift	Population	T/R	Admissions	Releases
	A Shift	67	0	2	3
	B Shift	66	0	0	0
	C Shift	66	0	1	0
Total Admissions / Releases for 12/26/2008 (3 detail records)				3	3
Saturday, December 27, 2008					
	Shift	Population	T/R	Admissions	Releases
	A Shift	67	0	2	2
	B Shift	67	0	1	0
	C Shift	68	0	1	0
Total Admissions / Releases for 12/27/2008 (3 detail records)				4	2
Sunday, December 28, 2008					
	Shift	Population	T/R	Admissions	Releases
	A Shift	69	0	3	4
	B Shift	67	1	0	0
	C Shift	68	0	2	1
Total Admissions / Releases for 12/28/2008 (3 detail records)				5	5
Monday, December 29, 2008					
	Shift	Population	T/R	Admissions	Releases
	A Shift	69	0	0	1
	B Shift	68	0	5	2
	C Shift	71	0	1	2
Total Admissions / Releases for 12/29/2008 (3 detail records)				6	5
Tuesday, December 30, 2008					
	Shift	Population	T/R	Admissions	Releases
Total Admissions / Releases for 12/30/2008 (3 detail records)				10	16
Tuesday, January 06, 2009					

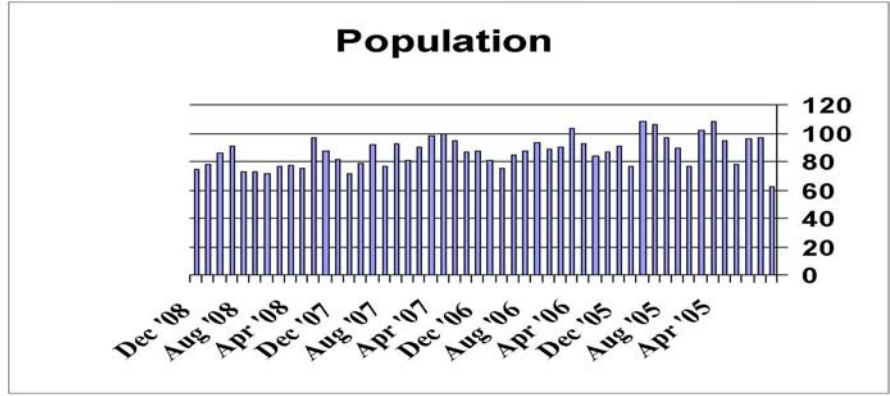
A Shift	70	0	3	2
B Shift	71	0	4	4
C Shift	71	0	0	1
Total Admissions / Releases for 12/30/2008 (3 detail records)			7	7

Shift	Population	T/R	Admissions	Releases
A Shift	70	0	0	3
B Shift	67	0	2	1
C Shift	68	0	1	0
Total Admissions / Releases for 12/31/2008 (3 detail records)			3	4

77.63
 0.13
Average Population: 77.76
Per Shift

Total Admissions: 210
Average Admissions: 2.2581
Per Shift

Total Releases: 228
Average Releases: 2.45161
Per Shift



Palm Beach County Criminal Justice Commission
 Corrections Task Force/Public Safety Coordinating Council

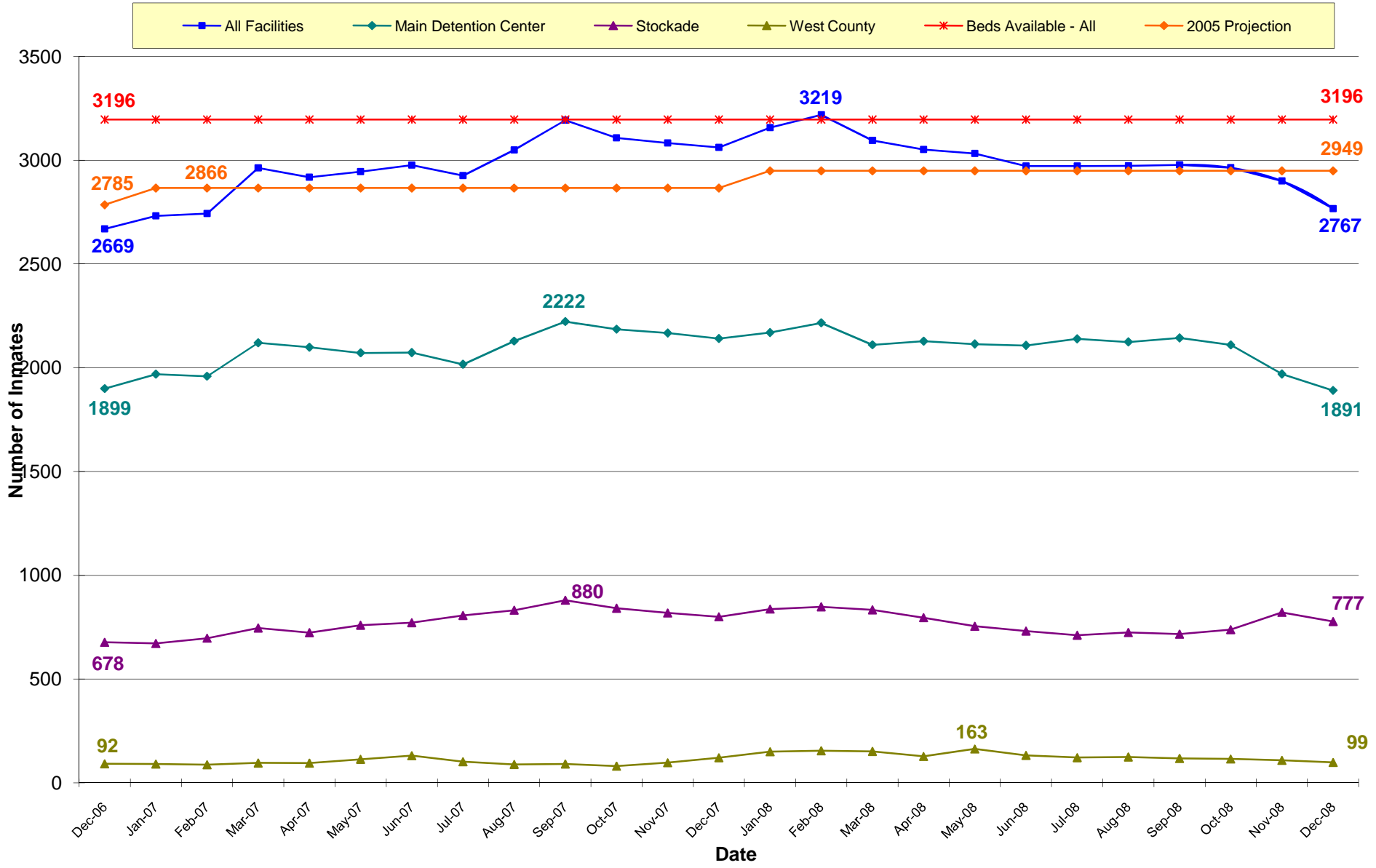
**Palm Beach County Correctional Facilities Monthly Population Report
 January - December 2008**

Data Source: Palm Beach County Sheriff's Office, Corrections Department

Facility	December Average Daily Population	Jan - Dec Average Daily Population	EXISTING CAPACITY			FUTURE CAPACITY	
			Number Beds*	December Percent Occupied (ADP/Capacity)	Jan - Dec Percent Occupied (ADP/Capacity)	Number Beds*	Jan - Dec Percent Occupied (ADP/Capacity)
Main Detention Center	1,891	2,102	2,114	89%	99%	2,114	99%
Stockade Detention Center (Including 96 bed Drug Farm)	777	774	944	82%	82%	944	82%
West County Detention Center	99	131	138	72%	95%	262	50%
COUNTYWIDE TOTAL	2,767	3,007	3,196	87%	94%	3,320	91%

*Does not Include 106 beds for medical.

Palm Beach County Criminal Justice Commission
Corrections Task Force/Public Safety Coordinating Council
Average Daily Populations by Date and Facility
 Data Source: Palm Beach County Sheriff's Office, Corrections Department





Palm Beach Regional Juvenile Detention Center
Population Statistical Report
1/1/2009 Through 1/31/2009

Thursday, January 01, 2009	<u>Shift</u>	<u>Population</u>	<u>T/R</u>	<u>Admissions</u>	<u>Releases</u>
	A Shift	69	0	1	1
	B Shift	69	0	2	0
	C Shift	71	0	0	0
Total Admissions / Releases for 1/1/2009 (3 detail records)				3	1

Friday, January 02, 2009	<u>Shift</u>	<u>Population</u>	<u>T/R</u>	<u>Admissions</u>	<u>Releases</u>
	A Shift	71	0	1	2
	B Shift	70	0	4	1
	C Shift	73	0	1	0
Total Admissions / Releases for 1/2/2009 (3 detail records)				6	3

Saturday, January 03, 2009	<u>Shift</u>	<u>Population</u>	<u>T/R</u>	<u>Admissions</u>	<u>Releases</u>
	A Shift	74	0	1	2
	B Shift	73	0	2	0
	C Shift	75	0	1	0
Total Admissions / Releases for 1/3/2009 (3 detail records)				4	2

Sunday, January 04, 2009	<u>Shift</u>	<u>Population</u>	<u>T/R</u>	<u>Admissions</u>	<u>Releases</u>
	A Shift	76	0	0	0
	B Shift	76	0	0	0
	C Shift	76	0	6	0
Total Admissions / Releases for 1/4/2009 (3 detail records)				6	0

Monday, January 05, 2009	<u>Shift</u>	<u>Population</u>	<u>T/R</u>	<u>Admissions</u>	<u>Releases</u>
	A Shift	82	0	4	3
	B Shift	83	0	2	6
	C Shift	79	0	2	4
Total Admissions / Releases for 1/5/2009 (3 detail records)				8	13

Tuesday, January 06, 2009	<u>Shift</u>	<u>Population</u>	<u>T/R</u>	<u>Admissions</u>	<u>Releases</u>
	A Shift	77	0	3	4
	B Shift	76	0	8	4
	C Shift	80	0	5	3
Total Admissions / Releases for 1/6/2009 (3 detail records)				16	11

Wednesday, January 07, 2009	<u>Shift</u>	<u>Population</u>	<u>T/R</u>	<u>Admissions</u>	<u>Releases</u>
	A Shift	82	0	1	5
	B Shift	78	0	7	11
	C Shift	74	0	4	3

Total Admissions / Releases for 1/7/2009 (3 detail records)			12		19
---	--	--	----	--	----

Thursday, January 08, 2009	<u>Shift</u>	<u>Population</u>	<u>T/R</u>	<u>Admissions</u>	<u>Releases</u>
	A Shift	75	0	1	4
	B Shift	72	0	4	5
	C Shift	71	0	6	1

Total Admissions / Releases for 1/8/2009 (3 detail records)			11		10
---	--	--	----	--	----

Friday, January 09, 2009	<u>Shift</u>	<u>Population</u>	<u>T/R</u>	<u>Admissions</u>	<u>Releases</u>
	A Shift	76	0	4	4
	B Shift	75	1	3	8
	C Shift	71	0	2	1

Total Admissions / Releases for 1/9/2009 (3 detail records)			9		13
---	--	--	---	--	----

Saturday, January 10, 2009	<u>Shift</u>	<u>Population</u>	<u>T/R</u>	<u>Admissions</u>	<u>Releases</u>
	A Shift	72	0	0	3
	B Shift	69	0	2	0
	C Shift	71	0	1	0

Total Admissions / Releases for 1/10/2009 (3 detail records)			3		3
--	--	--	---	--	---

Sunday, January 11, 2009	<u>Shift</u>	<u>Population</u>	<u>T/R</u>	<u>Admissions</u>	<u>Releases</u>
	A Shift	72	0	1	3
	B Shift	70	0	2	0
	C Shift	72	0	1	5

Total Admissions / Releases for 1/11/2009 (3 detail records)			4		8
--	--	--	---	--	---

Monday, January 12, 2009	<u>Shift</u>	<u>Population</u>	<u>T/R</u>	<u>Admissions</u>	<u>Releases</u>
	A Shift	68	0	2	1
	B Shift	69	0	5	2
	C Shift	72	0	3	3

Total Admissions / Releases for 1/12/2009 (3 detail records)			10		6
--	--	--	----	--	---

Tuesday, January 13, 2009	<u>Shift</u>	<u>Population</u>	<u>T/R</u>	<u>Admissions</u>	<u>Releases</u>
	A Shift	72	0	0	4
	B Shift	68	0	6	6
	C Shift	68	0	3	1

Total Admissions / Releases for 1/13/2009 (3 detail records)			9		11
--	--	--	---	--	----

Wednesday, January 14, 2009	<u>Shift</u>	<u>Population</u>	<u>T/R</u>	<u>Admissions</u>	<u>Releases</u>
	A Shift	70	0	0	5
	B Shift	65	0	4	4
	C Shift	65	0	0	2

Total Admissions / Releases for 1/14/2009 (3 detail records)			4		11
--	--	--	---	--	----

Thursday, January 15, 2009	<u>Shift</u>	<u>Population</u>	<u>T/R</u>	<u>Admissions</u>	<u>Releases</u>
----------------------------	--------------	-------------------	------------	-------------------	-----------------

Monday, February 02, 2009

A Shift	63	0	1	3
B Shift	61	0	5	1
C Shift	65	0	3	0
Total Admissions / Releases for 1/15/2009 (3 detail records)			9	4

Friday, January 16, 2009	<u>Shift</u>	<u>Population</u>	<u>T/R</u>	<u>Admissions</u>	<u>Releases</u>
	A Shift	68	0	2	8
	B Shift	62	0	4	2
	C Shift	64	0	1	0
Total Admissions / Releases for 1/16/2009 (3 detail records)			7	10	

Saturday, January 17, 2009	<u>Shift</u>	<u>Population</u>	<u>T/R</u>	<u>Admissions</u>	<u>Releases</u>
	A Shift	65	0	2	1
	B Shift	66	0	3	1
	C Shift	68	0	2	0
Total Admissions / Releases for 1/17/2009 (3 detail records)			7	2	

Sunday, January 18, 2009	<u>Shift</u>	<u>Population</u>	<u>T/R</u>	<u>Admissions</u>	<u>Releases</u>
	A Shift	70	0	1	4
	B Shift	67	0	1	2
	C Shift	66	0	2	0
Total Admissions / Releases for 1/18/2009 (3 detail records)			4	6	

Monday, January 19, 2009	<u>Shift</u>	<u>Population</u>	<u>T/R</u>	<u>Admissions</u>	<u>Releases</u>
	A Shift	68	0	0	4
	B Shift	64	0	4	1
	C Shift	67	0	2	1
Total Admissions / Releases for 1/19/2009 (3 detail records)			6	6	

Tuesday, January 20, 2009	<u>Shift</u>	<u>Population</u>	<u>T/R</u>	<u>Admissions</u>	<u>Releases</u>
	A Shift	68	0	2	3
	B Shift	67	0	6	5
	C Shift	68	0	0	0
Total Admissions / Releases for 1/20/2009 (3 detail records)			8	8	

Wednesday, January 21, 2009	<u>Shift</u>	<u>Population</u>	<u>T/R</u>	<u>Admissions</u>	<u>Releases</u>
	A Shift	68	0	3	2
	B Shift	69	0	6	10
	C Shift	64	1	3	2
Total Admissions / Releases for 1/21/2009 (3 detail records)			12	14	

Thursday, January 22, 2009	<u>Shift</u>	<u>Population</u>	<u>T/R</u>	<u>Admissions</u>	<u>Releases</u>
	A Shift	66	0	1	2
	B Shift	65	0	5	4
	C Shift	65	1	1	1

Total Admissions / Releases for 1/22/2009 (3 detail records) 7 7

Friday, January 23, 2009	<u>Shift</u>	<u>Population</u>	<u>T/R</u>	<u>Admissions</u>	<u>Releases</u>
	A Shift	66	0	2	6
	B Shift	62	0	3	3
	C Shift	62	0	1	0

Total Admissions / Releases for 1/23/2009 (3 detail records) 6 9

Saturday, January 24, 2009	<u>Shift</u>	<u>Population</u>	<u>T/R</u>	<u>Admissions</u>	<u>Releases</u>
	A Shift	62	1	0	1
	B Shift	62	0	0	1
	C Shift	61	0	1	0

Total Admissions / Releases for 1/24/2009 (3 detail records) 1 2

Sunday, January 25, 2009	<u>Shift</u>	<u>Population</u>	<u>T/R</u>	<u>Admissions</u>	<u>Releases</u>
	A Shift	62	0	1	0
	B Shift	63	0	4	1
	C Shift	66	0	0	2

Total Admissions / Releases for 1/25/2009 (3 detail records) 5 3

Monday, January 26, 2009	<u>Shift</u>	<u>Population</u>	<u>T/R</u>	<u>Admissions</u>	<u>Releases</u>
	A Shift	64	0	3	3
	B Shift	64	0	2	2
	C Shift	64	0	1	1

Total Admissions / Releases for 1/26/2009 (3 detail records) 6 6

Tuesday, January 27, 2009	<u>Shift</u>	<u>Population</u>	<u>T/R</u>	<u>Admissions</u>	<u>Releases</u>
	A Shift	64	0	0	1
	B Shift	63	0	7	7
	C Shift	63	0	4	2

Total Admissions / Releases for 1/27/2009 (3 detail records) 11 10

Wednesday, January 28, 2009	<u>Shift</u>	<u>Population</u>	<u>T/R</u>	<u>Admissions</u>	<u>Releases</u>
	A Shift	65	0	0	1
	B Shift	64	0	4	5
	C Shift	63	0	4	0

Total Admissions / Releases for 1/28/2009 (3 detail records) 8 6

Thursday, January 29, 2009	<u>Shift</u>	<u>Population</u>	<u>T/R</u>	<u>Admissions</u>	<u>Releases</u>
	A Shift	67	0	1	3
	B Shift	65	0	3	4
	C Shift	63	1	2	1

Total Admissions / Releases for 1/29/2009 (3 detail records) 6 8

Friday, January 30, 2009	<u>Shift</u>	<u>Population</u>	<u>T/R</u>	<u>Admissions</u>	<u>Releases</u>
--------------------------	--------------	-------------------	------------	-------------------	-----------------

Monday, February 02, 2009

A Shift	65	0	1	4
B Shift	62	0	4	4
C Shift	62	0	1	0

Total Admissions / Releases for 1/30/2009 (3 detail records) 6 8

Saturday, January 31, 2009	Shift	Population	T/R	Admissions	Releases
	A Shift	63	0	2	0
	B Shift	65	0	1	0
	C Shift	66	0	0	0

Total Admissions / Releases for 1/31/2009 (3 detail records) 3 0

68.48	Total Admissions: 217	Total Releases: 220
0.05	Average Admissions: 2.3333	Average Releases: 2.36559
Average Population: Per Shift 68.54	Per Shift	Per Shift

