

PALM BEACH COUNTY
INFRASTRUCTURE SURTAX REVENUES
As of January 11, 2018

	Interest	Sales Tax	TOTAL	BUDGET	Overage/(Shortfall)
FY 2017	\$ 185,642.45	\$ 57,708,049.23	\$ 57,893,691.68	\$ 50,398,384.00	\$ 7,495,307.68
FY 2018	211,679.31	12,578,395.70	12,790,075.01	\$ 68,804,213.00	
FY 2019			-		
FY 2020			-		
FY 2021			-		
FY 2022			-		
FY 2023			-		
FY 2024			-		
FY 2025			-		
FY 2026			-		
FY 2027			-		
Cummulative	\$ 397,321.76	\$ 70,286,444.93	\$ 70,683,766.69	\$ 119,202,597.00	\$ 7,495,307.68

SURTAX - RVSC 3520

3520 REVENUE MONTH	FISCAL YEAR 2018				FISCAL YEAR 2017			
	BUDGETED	ACTUAL	SURPLUS / (SHORTFALL)	% of Budget	BUDGETED	ACTUAL	SURPLUS / (SHORTFALL)	% of Actual
OCT	1	5,399,789.71	6,051,591.61	651,801.90				8.9%
NOV	2	5,270,589.08	6,526,804.09	1,256,215.01				9.6%
DEC	3	5,690,354.91						0.0%
JAN	4	6,946,920.95			6,738,982.54	5,923,788.81	-815,193.73	10.3%
FEB	5	5,767,431.69			5,594,798.29	6,122,440.87	527,642.58	10.6%
MAR	6	5,791,585.21			5,618,228.83	6,788,738.74	1,170,509.91	11.8%
APR	7	6,394,914.25			6,203,498.76	6,001,540.71	-201,958.05	10.4%
MAY	8	5,750,981.52			5,578,840.51	5,758,607.95	179,767.44	10.0%
JUN	9	5,550,194.76			5,384,063.80	5,583,373.23	199,309.43	9.7%
JUL	10	5,302,771.24			5,144,046.26	5,562,231.92	418,185.66	9.6%
AUG	11	5,274,543.59			5,116,663.54	5,362,850.97	246,187.43	9.3%
SEP	12	5,174,136.08			5,019,261.48	5,376,057.77	356,796.29	9.3%
Q1 Adj	13							0.0%
Q2 Adj	14					1,350,568.13	1,350,568.13	2.3%
Q3 Adj	15					1,976,250.59	1,976,250.59	3.4%
Q4 Adj	16					1,901,599.54	1,901,599.54	3.3%
		<u>68,314,213.00</u>	<u>12,578,395.70</u>	<u>1,908,016.90</u>	<u>50,398,384.00</u>	<u>57,708,049.23</u>	<u>7,309,665.23</u>	<u>100.0%</u>

2017 Collected vs. Budgeted 114.5%



Palm Beach County Infrastructure Sales Tax Program

Program Summary
Data Date: 01/18/2018

Project #	Description	Original Budget	Amended Budget	Committed Costs	Expended Costs
Engineering					
1	Belvedere Rd. Canal Piping	1,000,000	1,000,000		
10	Bridge Modifications	12,200,000	12,200,000	\$261,089	\$32,419
17	Bridge Replacements	31,200,000	31,200,000	\$197,118	\$124,600
1	CR 880 Canal Bank Stabilization	5,000,000	5,000,000	\$938,242	\$785,863
4	Drainage (Pipe Replacements)	3,000,000	3,000,000	\$500,098	\$415,098
8	Drainage Improvements	25,000,000	25,000,000		
8	Pathways	5,000,000	5,000,000	\$0	\$0
121	Resurfacing	77,600,000	77,600,000	\$13,030,100	\$5,378,357
29	Signals and Signal Systems	15,000,000	15,000,000	\$0	\$0
86	Street Lighting	12,000,000	12,000,000	\$13,620	\$0
27	Striping	9,000,000	9,000,000	\$997,156	\$396,275
Total for Engineering:		196,000,000	196,000,000	\$15,937,423	\$7,132,612
Facilities Development & Operations					
8	General Government Facilities	95,922,200	95,922,200	\$799,959	\$780,996
2	Housing	31,200,000	31,200,000	\$19,819	\$19,819
3	Judicial	74,026,527	74,026,527	\$60,755	\$60,755
4	Sheriff	42,188,397	42,188,397	\$7,368,119	\$7,368,119
8	Sheriff - FDO	144,702,000	144,702,000	\$1,547,874	\$278,520
Total for Facilities Development & Operations:		388,039,124	388,039,124	\$9,796,527	\$8,508,209
Parks and Recreation					
7	Aquatic Facility Repair and Replacement	17,144,500	17,144,500	\$599,932	\$38,548
32	Asphalt Paving & Striping	990,550	990,550	\$157,000	\$149,000
7	Athletic Field Renovations	22,820,000	22,820,000	\$11,658	\$11,658
3	Bridge or Boardwalk Replacement	535,000	535,000	\$0	\$0
6	Existing Park Redevelopment or Expansion	13,400,000	13,400,000	\$0	\$0
1	Fencing Replacement	500,000	500,000		
3	Fresh Water Boat Ramps	1,050,000	1,050,000		
6	Group Pavilion Replacement	1,200,000	1,200,000	\$0	\$0
3	New Park Development	22,900,000	22,900,000	\$7,772	\$7,772
15	Parking Lot Lighting Replacement	3,202,000	3,202,000		
33	Playground Replacement	2,260,000	2,260,000	\$82,116	\$82,116
22	Public Building Repair Replacement & Expansion	21,330,000	21,330,000	\$2,324	\$2,324
12	Restroom Replacement	3,690,000	3,690,000	\$65,399	\$65,399
13	Sanitary Sewer/Septic Systems	950,000	950,000	\$777	\$777
6	Sport Court Replacement/ Resurfacing	1,517,000	1,517,000	\$12,000	\$0
30	Sports Lighting Replacement	11,850,000	11,850,000	\$110,667	\$80,211
Total for Parks and Recreation:		125,339,050	125,339,050	\$1,049,646	\$437,806
Grand Totals:		709,378,174	709,378,174	\$26,783,596	\$16,078,627



Palm Beach County Infrastructure Sales Tax Program Project Tracking

FY 2017 Projects

Project Name	Category
Engineering	

Started Projects

Lake Osborne Dr. over Lake Bass Canal	Bridge Modifications
Palm Beach Lakes Blvd over FEC R/R	Bridge Modifications
Smith Sundry Rd. over LWDD Lat. 33 Canal	Bridge Modifications
Kudza Rd. over LWDD Lat. 8 Canal	Bridge Replacements
Prairie Rd. over LWDD Lat. 8 Canal	Bridge Replacements
CR 880 Canal Bank Stabilization	CR 880 Canal Bank Stabilization
Sections of Kirk Road	Drainage (Pipe Replacements)
Brown's Farms Road	Resurfacing
CR 880	Resurfacing
CR A1A from Donald Ross Rd. to Marcinski	Resurfacing
Gun Club Rd. from Jog Rd. to Congress Ave.	Resurfacing
Haverhill Rd. from Okeechobee Blvd. to Roebuck Rd.	Resurfacing
Lantana Rd. from west of SR7 to Turnpike	Resurfacing
Military Trail from PGA Blvd. to Donald Ross Rd.	Resurfacing
Woolbright Road from Military Trail to Lawrence Road	Resurfacing
Sections of Clint Moore Road	Striping
Sections of Congress Avenue	Striping
Sections of Gateway Blvd.	Striping
Sections of Hagen Ranch Road	Striping
Sections of Jog Road	Striping
Sections of Military Trail	Striping
Sections of Old Dixie Hwy.	Striping
Sections of Palm Beach Lakes Blvd.	Striping
Sections of Seacrest Blvd.	Striping

Future Projects

None

Facilities Development & Operations

Started Projects

Countywide ADA Renovations	General Government Facilities
Countywide Radio Replacement	General Government Facilities
Housing Units for Homeless, Extremely Low Income, & Low Income	Housing
Courthouse Electronics System R&R/Command Center	Judicial
Radios Replacement	Sheriff
Evidence Building	Sheriff - FDO
Headquarters R&R	Sheriff - FDO
Main Detention Center Electronics	Sheriff - FDO

Future Projects

None



Palm Beach County Infrastructure Sales Tax Program Project Tracking

FY 2017 Projects

Project Name	Category
--------------	----------

Parks and Recreation

Started Projects

Lake Lytal Pool Facility Replacement	Aquatic Facility Repair and Replacement
Santaluces Pool Facility Renovation	Aquatic Facility Repair and Replacement
Therapeutic Recreation Pool Resurfacing	Aquatic Facility Repair and Replacement
Buttonwood Park Athletic Field Renovation	Athletic Field Renovations
Community Park New Development	New Park Development
Dyer Park Playground Replacement	Playground Replacement
JPP Osborne Boundless Playground Surface Replacement	Playground Replacement
Lake Lytal Park Activity Building Playground Replacement	Playground Replacement
West Boynton Park Playground Surface Replacement	Playground Replacement
Sunset Cove Amphitheater Sound System Replacement	Public Building Repair Replacement and Expansion
Kreusler Park Restroom Replacement	Restroom Replacement
Canal Point Community Center Septic System Replacement	Sanitary Sewer and Septic System Replacement
Loxahatchee Groves Septic System Replacement	Sanitary Sewer and Septic System Replacement
BASCR Fields 4,5,6,7 Light Replacement	Sports Lighting Replacement
BASCR Fields 8,9,10,11 Light Replacement	Sports Lighting Replacement
Bert Winters Ballfield 1 Light Replacement	Sports Lighting Replacement
Bert Winters Ballfield 2 Light Replacement	Sports Lighting Replacement
Caloosa Park Multipurpose Fields 5,6 Light Replacement	Sports Lighting Replacement
Juno Park Ballfield 1 Light Replacement	Sports Lighting Replacement
Jupiter Farms Park Baseball 1,2 Light Replacement	Sports Lighting Replacement
Okeeheelee MPF 10,11,12,13 Light Replacement	Sports Lighting Replacement
Okeeheelee Park Softball Fields 1,2,3,4 Light Replacement	Sports Lighting Replacement
Okeeheelee Tennis Courts and Ski Course Light Replacement	Sports Lighting Replacement
Pinewoods Park Baseball Fields 1,2,3 Light Replacement	Sports Lighting Replacement
Pioneer Park Ballfield 2 Light Replacement	Sports Lighting Replacement
Pioneer Park Tennis and Basketball Courts Light Replacement	Sports Lighting Replacement
Westgate Sport Fields and Bball Court Light Replacement	Sports Lighting Replacement

Future Projects

West Boynton Park Athletic Field Renovation	Athletic Field Renovations
John Stretch Park Playground Replacement	Playground Replacement
JPP Osborne Boundless Playground Structure Replacement	Playground Replacement
Juno Park Playground Replacement	Playground Replacement
Lake Ida Park 4th St Playground Replacement	Playground Replacement
Paul Rardin Park Playground Replacement	Playground Replacement
Sanders Park Playground Replacement	Playground Replacement



Palm Beach County Infrastructure Sales Tax Program Project Tracking

FY 2018 Projects

Project Name	Category
Engineering	

Started Projects

Sections of Randolph Siding Rd.	Drainage (Pipe Replacements)
Cannon Gate (residential roads)	Resurfacing
Community Dr. from Haverhill Rd. to Military Trail	Resurfacing
Congress Ave. from Lake Ida Rd. to Summit Dr.	Resurfacing
Congress Ave. from Miner Rd. to south of Hypoluxo Rd.	Resurfacing
Duda Extension from C.R. 880 to Gator Blvd.	Resurfacing
Military Tr. from Hypoluxo Rd. to Lake Worth Rd.	Resurfacing
Military Trail from County Line to Palmetto Park Rd	Resurfacing
Northlake Blvd. from Military Trail to Beeline Hwy.	Resurfacing
Okeechobee Blvd. from Sem. Pratt Whitney Rd to Royal Palm Beach Blvd.	Resurfacing
Old Boynton Rd. from Knuth Rd. to Congress Ave.	Resurfacing
Pratt Whitney Rd. from Indiantown Rd. to north County line	Resurfacing
Summit Blvd from Military Tr to Congress Ave.	Resurfacing
Boynton Beach Blvd. (Turnpike to Knuth Road)	Street Lighting
Gun Club Road (Bosque Blvd. to Congress Avenue)	Street Lighting
Hypoluxo Road (Hagen Ranch Road to I-95)	Street Lighting

Future Projects

Belvedere Rd over E-3 canal	Bridge Replacements
Prosperity Farms Rd. over SFWMD C-17 Canal	Bridge Replacements
Wabasso Dr. over LWDD Lat. 2 Canal	Bridge Replacements
Sections of Indiantown Road Pipe	Drainage (Pipe Replacements)
Various other locations Countywide	Drainage (Pipe Replacements)
Hood Road from Briarlake Dr. to W. of Turnpike	Pathways
Golf Road from Military Trail to Congress Ave.	Resurfacing
Lawerence Rd. from Boynton Beach Blvd. to Lantana Rd.	Resurfacing
Randolph Siding Rd. from 110th to Jupiter Farms Rd.	Resurfacing
Sam Center Rd. from C.R. 880 to Gator Blvd.	Resurfacing
Blue Heron Blvd. & Riviera FS # 2	Signals and Signal Systems
Boynton Beach Blvd. & Seacrest Blvd.	Signals and Signal Systems
Video Detection (80 +/- intersection)	Signals and Signal Systems
10th Avenue North (Haverhill Road to Kirk Road)	Street Lighting
Belvedere Road (Royal Palm Beach City Limits to Haverhill City Limits)	Street Lighting
Community Drive (Haverhill Road to Military Trail)	Street Lighting
Congress Avenue (Gun Club Road to Summit Blvd.)	Street Lighting
Congress Avenue (Lantana Road to Hypoluxo Road)	Street Lighting
Congress Avenue (Okeechobee Blvd. to Belvedere Road)	Street Lighting
Forest Hill Blvd. (Jog Road to Military Trail)	Street Lighting
Forest Hill Blvd. (Turnpike to Pinehurst Drive)	Street Lighting
Gateway Blvd. (Military Trail to Windward Passage Drive)	Street Lighting
Glades Road (SR7 to Boca Rio Road)	Street Lighting
Haverhill Road (SR80 to Lake Worth Road)	Street Lighting
Haverhill Road (West Palm Beach City Limits to Haverhill City Limits)	Street Lighting
Jog Road (Belvedere Road to SR80)	Street Lighting



Palm Beach County Infrastructure Sales Tax Program Project Tracking

FY 2018 Projects

Project Name	Category
Sections of 10th Avenue North	Striping
Sections of 45th Street	Striping
Sections of Australian Avenue	Striping
Sections of Belvedere Road	Striping
Sections of Haverhill Road	Striping
Sections of Hypoluxo Road	Striping
Sections of Indiantown Road Striping	Striping
Sections of Lantana Road	Striping
Sections of Lyons Road	Striping
Sections of Okeechobee Blvd.	Striping
Sections of Palmetto Park Road	Striping
Sections of Yamato Road	Striping

Facilities Development & Operations

Started Projects

Four Points	General Government Facilities
-------------	-------------------------------

Future Projects

Vehicle Replacement	Sheriff
Detention Center Facilities R/R (Phases 3-5)	Sheriff - FDO

Parks and Recreation

Started Projects

Cabana Colony Pathway Repairs	Asphalt Paving and Striping
Glades Pioneer Pathway Repairs	Asphalt Paving and Striping
JPP Pathway Repairs	Asphalt Paving and Striping
Okeeheelee Nature Center Pathway Repairs	Asphalt Paving and Striping
Okeeheelee North Pathway Repairs	Asphalt Paving and Striping
Beach Access Dune Crossover and Dock Repair and Replacement	Bridge or Boardwalk Replacement
Cabana Colony Basketball Court Resurfacing	Sport Court Replacement and Resurfacing
BASCR Fields 12,13 Light Replacement	Sports Lighting Replacement
Dyer Park Ballfields 1,2 MPF 1,2,3 Light Replacement	Sports Lighting Replacement
Lake Charleston Park Baseball 1,2,3,4 Light Replacement	Sports Lighting Replacement
Dubois Park Pedestrian Bridge Deck Replacement	Bridge or Boardwalk Replacement

Future Projects

BASCR Dog Park Pathway Repairs	Asphalt Paving and Striping
BASCR Pathway Repairs	Asphalt Paving and Striping
Caloosa Park Pathway Repairs	Asphalt Paving and Striping
Dyer Park Pathway Repairs	Asphalt Paving and Striping
Lake Ida Dog Park Pathway Repairs	Asphalt Paving and Striping
BASCR Nature Trail Boardwalk Replacement	Bridge or Boardwalk Replacement
Bert Winters Park Redevelopment	Existing Park Redevelopment or Expansion
Jupiter Island Pavilion Replacement	Group Pavilion Replacement



Palm Beach County Infrastructure Sales Tax Program Project Tracking

FY 2018 Projects

Project Name	Category
Buttonwood Park Playground Replacement	Playground Replacement
Carlin Park West Gumbo Limbo Playground Replacement	Playground Replacement
Carlin Park West Playground Near Tennis Courts Replacement	Playground Replacement
Dubois Park Playground Replacement	Playground Replacement
JPP Center Drive Playground Replacement	Playground Replacement
Jupiter Farms Playground Replacement	Playground Replacement
Loggerhead Picnic Area Playground Replacement	Playground Replacement
Morikami Biwa Pavilion Playground Replacement	Playground Replacement
Ocean Cay Park Playground Replacement	Playground Replacement
Okeeheelee Park Alligator Playground Replacement	Playground Replacement
Pioneer Park Playground at Picnic Shelter Replacement	Playground Replacement
Pioneer Park Playground with Swings Replacement	Playground Replacement
Seminole Palms Playground Replacement	Playground Replacement
West Boynton Skate Park Repair and Renovation	Playground Replacement
JBE Barn Painting and Rust Treatment	Public Building Repair Replacement and Expansion
JBE Sound System Replacement	Public Building Repair Replacement and Expansion
Ocean Rescue Wooden Guard Tower Repair and Renovation	Public Building Repair Replacement and Expansion
Juno Park Septic System Replacement	Sanitary Sewer and Septic System Replacement
Jupiter Farms Park Septic System Replacement	Sanitary Sewer and Septic System Replacement
Lake Ida West Park Septic System Replacement	Sanitary Sewer and Septic System Replacement
Okeeheelee Caretaker Septic System Replacement	Sanitary Sewer and Septic System Replacement
Triangle Park Septic System Replacement	Sanitary Sewer and Septic System Replacement
Haverhill Park Racquetball Court Replacement	Sport Court Replacement and Resurfacing



Palm Beach County Infrastructure Sales Tax Program

Appropriated - Summary

Data Date: 01/18/2018

FY17 AND FY18 IST FUNDING ONLY

Project #	Description	Original Budget	Amended Budget	Committed Costs	Expended Costs
Engineering					
3	Bridge Modifications	1,800,000	1,800,000	\$261,089	\$32,419
5	Bridge Replacements	1,400,000	1,400,000	\$197,118	\$124,600
1	CR 880 Canal Bank Stabilization	3,000,000	3,000,000	\$938,242	\$785,863
4	Drainage (Pipe Replacements)	1,500,000	1,500,000	\$500,098	\$415,098
1	Pathways	200,000	200,000	\$0	\$0
24	Resurfacing	19,400,000	19,400,000	\$13,030,100	\$5,378,357
3	Signals and Signal Systems	1,000,000	1,000,000	\$0	\$0
16	Street Lighting	1,950,000	1,950,000	\$13,620	\$0
21	Striping	2,000,000	2,000,000	\$997,156	\$396,275
Total for Engineering:		32,250,000	32,250,000	\$15,937,423	\$7,132,612
Facilities Development & Operations					
3	General Government Facilities	1,570,000	1,570,000	\$799,959	\$780,996
1	Housing	5,100,000	5,100,000	\$19,819	\$19,819
1	Judicial	9,999,700	9,999,700	\$60,755	\$60,755
2	Sheriff	11,082,897	11,082,897	\$7,368,119	\$7,368,119
4	Sheriff - FDO	37,997,000	37,997,000	\$1,547,874	\$278,520
Total for Facilities Development & Operations:		65,749,597	65,749,597	\$9,796,527	\$8,508,209
Parks and Recreation					
3	Aquatic Facility Repair and Replacement	6,914,500	6,914,500	\$599,932	\$38,548
10	Asphalt Paving & Striping	288,000	288,000	\$167,000	\$149,000
2	Athletic Field Renovations	3,500,000	3,500,000	\$11,658	\$11,658
3	Bridge or Boardwalk Replacement	310,000	310,000	\$0	\$0
1	Existing Park Redevelopment or Expansion	200,000	200,000	\$0	\$0
1	Group Pavilion Replacement	150,000	150,000	\$0	\$0
1	New Park Development	1,000,000	1,000,000	\$7,772	\$7,772
24	Playground Replacement	1,698,500	1,698,500	\$82,116	\$82,116
4	Public Building Repair Replacement & Expansion	540,000	540,000	\$2,324	\$2,324
1	Restroom Replacement	200,000	200,000	\$65,399	\$65,399
7	Sanitary Sewer/Septic Systems	450,000	450,000	\$777	\$777
2	Sport Court Replacement/ Resurfacing	282,000	282,000	\$12,000	\$0
17	Sports Lighting Replacement	5,400,000	5,400,000	\$110,667	\$80,211
Total for Parks and Recreation:		20,933,000	20,933,000	\$1,049,646	\$437,806
Grand Totals:		118,932,597	118,932,597	\$26,783,696	\$16,078,627



Palm Beach County Infrastructure Sales Tax Program

Appropriated - Detailed

Data Date: 01/18/2018

FY17 AND FY18 IST FUNDING ONLY

Description	Original Budget	Amended Budget	Committed Costs	Expended Costs
Engineering				
B04 - Bridge Modifications				
Smith Sundry Rd. over LWDD Lat. 33 Canal (PB934411)	150,000	150,000	\$140,413	\$10,319
Palm Beach Lakes Blvd over FEC R/R (937709)	1,500,000	1,500,000	\$15,727	\$15,727
Lake Osborne Dr. over Lake Bass Canal (PB934354)	150,000	150,000	\$104,950	\$6,373
Subtotal for Bridge Modifications :	1,800,000	1,800,000	\$261,089	\$32,419
B08 - Bridge Replacements				
Prairie Rd. over LWDD Lat. 8 Canal (PB934334)	150,000	150,000	\$149,965	\$93,799
Kudza Rd. over LWDD Lat. 8 Canal (934312)	150,000	150,000	\$47,153	\$30,801
Prosperity Farms Rd. over SFWMD C-17 Canal (934116)	500,000	500,000	\$0	\$0
Belvedere Rd over E-3 canal (934205 & 934206)	450,000	450,000	\$0	\$0
Wabasso Dr. over LWDD Lat. 2 Canal (934237)	150,000	150,000	\$0	\$0
Subtotal for Bridge Replacements :	1,400,000	1,400,000	\$197,118	\$124,600
C02 - CR 880 Canal Bank Stabilization				
CR 880 Canal Bank Stabilization	3,000,000	3,000,000	\$938,242	\$785,863
Subtotal for CR 880 Canal Bank Stabilization :	3,000,000	3,000,000	\$938,242	\$785,863
D02 - Drainage (Pipe Replacements)				
Sections of Kirk Road	500,000	500,000	\$413,014	\$413,014
Various other locations Countywide	500,000	500,000	\$0	\$0
Sections of Randolph Siding Rd.	300,000	300,000	\$87,084	\$2,084
Sections of Indiantown Road Pipe	200,000	200,000	\$0	\$0
Subtotal for Drainage (Pipe Replacements) :	1,500,000	1,500,000	\$500,098	\$415,098
P04 - Pathways				
Hood Road from Briarlake Dr. to W. of Turnpike	200,000	200,000	\$0	\$0
Subtotal for Pathways :	200,000	200,000	\$0	\$0
R04 - Resurfacing				
Woolbright Road from Military Trail to Lawrence Road	1,000,000	1,000,000	\$792,953	\$788,153
Military Trail from PGA Blvd. to Donald Ross Rd.	1,800,000	1,800,000	\$1,660,688	\$1,327,248
Gun Club Rd. from Jog Rd. to Congress Ave.	1,400,000	1,400,000	\$889,110	\$841,011
Haverhill Rd. from Okeechobee Blvd. to Roebuck Rd.	1,200,000	1,200,000	\$707,123	\$707,123
Lantana Rd. from west of SR7 to Turnpike	900,000	900,000	\$850,873	\$850,873
CR A1A from Donald Ross Rd. to Marcinski	300,000	300,000	\$237,997	\$237,997
CR 880	600,000	600,000	\$305,623	\$281,669
Brown's Farms Road	400,000	400,000	\$161,213	\$137,213
Military Tr. from Hypoluxo Rd. to Lake Worth Rd.	2,200,000	2,200,000	\$1,591,150	\$0
Lawrence Rd. from Boynton Beach Blvd. to Lantana Rd.	1,600,000	1,600,000	\$0	\$0



Palm Beach County Infrastructure Sales Tax Program
Appropriated - Detailed

Description	Original Budget	Amended Budget	Committed Costs	Expended Costs
Engineering				
R04 - Resurfacing				
Northlake Blvd. from Military Trail to Beeline Hwy.	1,500,000	1,500,000	\$1,493,255	\$255
Okeechobee Blvd. from Sem. Pratt Whitney Rd to Royal Palm Beach Blvd.	1,500,000	1,500,000	\$1,022,000	\$0
Military Trail from County Line to Palmetto Park Rd	900,000	900,000	\$773,000	\$0
Summit Blvd from Military Tr to Congress Ave.	700,000	700,000	\$553,000	\$0
Congress Ave. from Miner Rd. to south of Hypoluxo Rd.	600,000	600,000	\$483,000	\$0
Golf Road from Military Trail to Congress Ave.	600,000	600,000	\$0	\$0
Congress Ave. from Lake Ida Rd. to Summit Dr.	500,000	500,000	\$453,000	\$0
Cannon Gate (residential roads)	400,000	400,000	\$322,166	\$17,166
Duda Extension from C.R. 880 to Gator Blvd.	300,000	300,000	\$208,650	\$189,650
Sam Center Rd. from C.R. 880 to Gator Blvd.	200,000	200,000	\$0	\$0
Community Dr. from Haverhill Rd. to Military Trail	200,000	200,000	\$170,000	\$0
Pratt Whitney Rd. from Indiantown Rd. to north County line	200,000	200,000	\$177,000	\$0
Old Boynton Rd. from Knuth Rd. to Congress Ave.	200,000	200,000	\$178,300	\$0
Randolph Siding Rd. from 110th to Jupiter Farms Rd.	200,000	200,000	\$0	\$0
Subtotal for Resurfacing :	19,400,000	19,400,000	\$13,030,100	\$5,378,357
S08 - Signals and Signal Systems				
Boynton Beach Blvd. & Seacrest Blvd.	400,000	400,000	\$0	\$0
Blue Heron Blvd. & Riviera FS # 2	400,000	400,000	\$0	\$0
Video Detection (80 +/- intersection)	200,000	200,000	\$0	\$0
Subtotal for Signals and Signal Systems :	1,000,000	1,000,000	\$0	\$0
S14 - Street Lighting				
Hypoluxo Road (Hagen Ranch Road to I-95)	275,000	275,000	\$13,620	\$0
Boynton Beach Blvd. (Turnpike to Knuth Road)	250,000	250,000	\$0	\$0
Haverhill Road (SR80 to Lake Worth Road)	250,000	250,000	\$0	\$0
Belvedere Road (Royal Palm Beach City Limits to Haverhill City Limits)	175,000	175,000	\$0	\$0
Haverhill Road (West Palm Beach City Limits to Haverhill City Limits)	175,000	175,000	\$0	\$0
Glades Road (SR7 to Boca Rio Road)	150,000	150,000	\$0	\$0
Gun Club Road (Bosque Blvd. to Congress Avenue)	120,000	120,000	\$0	\$0
Jog Road (Belvedere Road to SR80)	120,000	120,000	\$0	\$0
Forest Hill Blvd. (Turnpike to Pinehurst Drive)	75,000	75,000	\$0	\$0
Forest Hill Blvd. (Jog Road to Military Trail)	75,000	75,000	\$0	\$0
Congress Avenue (Okeechobee Blvd. to Belvedere Road)	70,000	70,000	\$0	\$0
Congress Avenue (Lantana Road to Hypoluxo Road)	65,000	65,000	\$0	\$0
Gateway Blvd. (Military Trail to Windward Passage Drive)	45,000	45,000	\$0	\$0
10th Avenue North (Haverhill Road to Kirk Road)	40,000	40,000	\$0	\$0
Congress Avenue (Gun Club Road to Summit Blvd.)	35,000	35,000	\$0	\$0
Community Drive (Haverhill Road to Military Trail)	30,000	30,000	\$0	\$0
Subtotal for Street Lighting :	1,950,000	1,950,000	\$13,620	\$0
S16 - Striping				
Sections of Jog Road	350,000	350,000	\$312,662	\$66,485
Sections of Military Trail	200,000	200,000	\$136,687	\$126,378
Sections of Congress Avenue	100,000	100,000	\$62,989	\$16,360
Sections of Gateway Blvd.	100,000	100,000	\$77,822	\$26,147



Palm Beach County Infrastructure Sales Tax Program
Appropriated - Detailed

Description	Original Budget	Amended Budget	Committed Costs	Expended Costs
Engineering				
S16 - Striping				
Sections of Seacrest Blvd.	50,000	50,000	\$31,589	\$31,589
Sections of Old Dixie Hwy.	50,000	50,000	\$16,285	\$16,285
Sections of Clint Moore Road	50,000	50,000	\$34,182	\$34,182
Sections of Hagen Ranch Road	50,000	50,000	\$49,596	\$49,596
Sections of Palm Beach Lakes Blvd.	50,000	50,000	\$29,252	\$29,252
Sections of Lyons Road	200,000	200,000	\$196,091	\$0
Sections of Haverhill Road	100,000	100,000	\$0	\$0
Sections of Belvedere Road	100,000	100,000	\$0	\$0
Sections of Yamato Road	75,000	75,000	\$0	\$0
Sections of Indiantown Road Striping	75,000	75,000	\$0	\$0
Sections of Palmetto Park Road	75,000	75,000	\$0	\$0
Sections of Hypoluxo Road	75,000	75,000	\$0	\$0
Sections of Australian Avenue	75,000	75,000	\$0	\$0
Sections of Lantana Road	75,000	75,000	\$0	\$0
Sections of Okeechobee Blvd.	50,000	50,000	\$50,000	\$0
Sections of 10th Avenue North	50,000	50,000	\$0	\$0
Sections of 45th Street	50,000	50,000	\$0	\$0
Subtotal for Striping :	2,000,000	2,000,000	\$997,156	\$396,275
Total for Engineering:	32,250,000	32,250,000	\$15,937,423	\$7,132,612
Facilities Development & Operations				
G02 - General Government Facilities				
Countywide ADA Renovations	250,000	250,000	\$14,501	\$11,719
Countywide Radio Replacement	870,000	870,000	\$785,458	\$769,278
Four Points	450,000	450,000	\$0	\$0
Subtotal for General Government Facilities :	1,570,000	1,570,000	\$799,959	\$780,996
H02 - Housing				
Housing Units for Homeless, Extremely Low Income, & Low Income	5,100,000	5,100,000	\$19,819	\$19,819
Subtotal for Housing :	5,100,000	5,100,000	\$19,819	\$19,819
J02 - Judicial				
Courthouse Electronics System R&R/Command Center	9,999,700	9,999,700	\$60,755	\$60,755
Subtotal for Judicial :	9,999,700	9,999,700	\$60,755	\$60,755
S04 - Sheriff				
Radios Replacement	7,432,384	7,432,384	\$7,368,119	\$7,368,119
Vehicle Replacement	3,650,513	3,650,513	\$0	\$0
Subtotal for Sheriff :	11,082,897	11,082,897	\$7,368,119	\$7,368,119
S06 - Sheriff - FDO				
Evidence Building	17,597,000	17,597,000	\$234,422	\$34,159
Headquarters R&R	1,600,000	1,600,000	\$1,269,927	\$200,835
Main Detention Center Electronics	10,300,000	10,300,000	\$43,525	\$43,525



Palm Beach County Infrastructure Sales Tax Program
Appropriated - Detailed

Description	Original Budget	Amended Budget	Committed Costs	Expended Costs
Facilities Development & Operations				
S06 - Sheriff - FDO				
Detention Center Facilities R/R (Phases 3-5)	8,500,000	8,500,000	\$0	\$0
Subtotal for Sheriff - FDO :	37,997,000	37,997,000	\$1,547,874	\$278,520
Total for Facilities Development & Operations:	65,749,597	65,749,597	\$9,796,527	\$8,608,209
Parks and Recreation				
A02 - Aquatic Facility Repair and Replacement				
Lake Lytal Pool Facility Replacement	6,000,000	6,000,000	\$31,440	\$31,440
Santaluces Pool Facility Renovation	850,000	850,000	\$567,990	\$6,606
Therapeutic Recreation Pool Resurfacing	64,500	64,500	\$501	\$501
Subtotal for Aquatic Facility Repair and Replacement :	6,914,500	6,914,500	\$599,932	\$38,548
A04 - Asphalt Paving & Striping				
JPP Pathway Repairs	50,000	50,000	\$50,000	\$50,000
Okeehetee North Pathway Repairs	44,000	44,000	\$44,000	\$44,000
BASCR Pathway Repairs	40,000	40,000	\$0	\$0
Okeehetee Nature Center Pathway Repairs	35,000	35,000	\$35,000	\$35,000
BASCR Dog Park Pathway Repairs	25,000	25,000	\$0	\$0
Dyer Park Pathway Repairs	25,000	25,000	\$0	\$0
Lake Ida Dog Park Pathway Repairs	25,000	25,000	\$0	\$0
Glades Pioneer Pathway Repairs	20,000	20,000	\$20,000	\$20,000
Caloosa Park Pathway Repairs	16,000	16,000	\$0	\$0
Cabana Colony Pathway Repairs	8,000	8,000	\$8,000	\$0
Subtotal for Asphalt Paving & Striping :	288,000	288,000	\$157,000	\$149,000
A06 - Athletic Field Renovations				
West Boynton Park Athletic Field Renovation	2,000,000	2,000,000	\$0	\$0
Buttonwood Park Athletic Field Renovation	1,500,000	1,500,000	\$11,658	\$11,658
Subtotal for Athletic Field Renovations :	3,500,000	3,500,000	\$11,658	\$11,658
B06 - Bridge or Boardwalk Replacement				
BASCR Nature Trail Boardwalk Replacement	225,000	225,000	\$0	\$0
Dubois Park Pedestrian Bridge Deck Replacement	60,000	60,000	\$0	\$0
Beach Access Dune Crossover and Dock Repair and Replacement	25,000	25,000	\$0	\$0
Subtotal for Bridge or Boardwalk Replacement :	310,000	310,000	\$0	\$0
E02 - Existing Park Redevelopment or Expansion				
Bert Winters Park Redevelopment	200,000	200,000	\$0	\$0
Subtotal for Existing Park Redevelopment or Expansion :	200,000	200,000	\$0	\$0
G04 - Group Pavilion Replacement				
Jupiter Island Pavilion Replacement	150,000	150,000	\$0	\$0
Subtotal for Group Pavilion Replacement :	150,000	150,000	\$0	\$0
N02 - New Park Development				



Palm Beach County Infrastructure Sales Tax Program
Appropriated - Detailed

Description	Original Budget	Amended Budget	Committed Costs	Expended Costs
Parks and Recreation				
N02 - New Park Development				
Community Park New Development	1,000,000	1,000,000	\$7,772	\$7,772
Subtotal for New Park Development :	1,000,000	1,000,000	\$7,772	\$7,772
P06 - Playground Replacement				
JPP Osborne Boundless Playground Surface Replacement	175,000	175,000	\$1,360	\$1,360
Dyer Park Playground Replacement	100,000	100,000	\$3,099	\$3,099
West Boynton Park Playground Surface Replacement	85,000	85,000	\$77,052	\$77,052
Lake Lytal Park Activity Building Playground Replacement	77,750	77,750	\$604	\$604
JPP Osborne Boundless Playground Structure Replacement	75,000	75,000	\$0	\$0
Juno Park Playground Replacement	52,750	52,750	\$0	\$0
Lake Ida Park 4th St Playground Replacement	52,750	52,750	\$0	\$0
Paul Rardin Park Playground Replacement	52,750	52,750	\$0	\$0
John Stretch Park Playground Replacement	32,750	32,750	\$0	\$0
Sanders Park Playground Replacement	32,750	32,750	\$0	\$0
Okeehetee Park Alligator Playground Replacement	205,500	205,500	\$0	\$0
West Boynton Skate Park Repair and Renovation	150,000	150,000	\$0	\$0
Loggerhead Picnic Area Playground Replacement	82,750	82,750	\$0	\$0
Pioneer Park Playground with Swings Replacement	80,500	80,500	\$0	\$0
Jupiter Farms Playground Replacement	70,000	70,000	\$0	\$0
Buttonwood Park Playground Replacement	55,000	55,000	\$0	\$0
Morikami Biwa Pavilion Playground Replacement	52,750	52,750	\$0	\$0
Ocean Cay Park Playground Replacement	50,000	50,000	\$0	\$0
Seminole Palms Playground Replacement	50,000	50,000	\$0	\$0
Dubois Park Playground Replacement	42,750	42,750	\$0	\$0
Carlin Park West Gumbo Limbo Playground Replacement	32,750	32,750	\$0	\$0
Carlin Park West Playground Near Tennis Courts Replacement	30,000	30,000	\$0	\$0
Pioneer Park Playground at Picnic Shelter Replacement	30,000	30,000	\$0	\$0
JPP Center Drive Playground Replacement	30,000	30,000	\$0	\$0
Subtotal for Playground Replacement :	1,698,500	1,698,500	\$82,116	\$82,116
P08 - Public Building Repair Replacement & Expansion				
Sunset Cove Amphitheater Sound System Replacement	150,000	150,000	\$2,324	\$2,324
JBE Barn Painting and Rust Treatment	250,000	250,000	\$0	\$0
JBE Sound System Replacement	120,000	120,000	\$0	\$0
Ocean Rescue Wooden Guard Tower Repair and Renovation	20,000	20,000	\$0	\$0
Subtotal for Public Building Repair Replacement & Expansion :	540,000	540,000	\$2,324	\$2,324
R02 - Restroom Replacement				
Kreusler Park Restroom Replacement-	200,000	200,000	\$65,399	\$65,399
Subtotal for Restroom Replacement :	200,000	200,000	\$65,399	\$65,399
S02 - Sanitary Sewer/Septic Systems				
Canal Point Community Center Septic System Replacement	50,000	50,000	\$389	\$389
Loxahatchee Groves Septic System Replacement	50,000	50,000	\$389	\$389
Lake Ida West Park Septic System Replacement	150,000	150,000	\$0	\$0



Palm Beach County Infrastructure Sales Tax Program
Appropriated - Detailed

Description	Original Budget	Amended Budget	Committed Costs	Expended Costs
Parks and Recreation				
S02 - Sanitary Sewer/Septic Systems				
Juno Park Septic System Replacement	50,000	50,000	\$0	\$0
Jupiter Farms Park Septic System Replacement	50,000	50,000	\$0	\$0
Okeehetee Caretaker Septic System Replacement	50,000	50,000	\$0	\$0
Triangle Park Septic System Replacement	50,000	50,000	\$0	\$0
Subtotal for Sanitary Sewer/Septic Systems :	450,000	450,000	\$777	\$777
S10 - Sport Court Replacement/ Resurfacing				
Haverhill Park Racquetball Court Replacement	270,000	270,000	\$0	\$0
Cabana Colony Basketball Court Resurfacing	12,000	12,000	\$12,000	\$0
Subtotal for Sport Court Replacement/ Resurfacing :	282,000	282,000	\$12,000	\$0
S12 - Sports Lighting Replacement				
Okeehetee Park Softball Fields 1,2,3,4 Light Replacement	600,000	600,000	\$110,667	\$80,211
Okeehetee MPF 10,11,12,13 Light Replacement	600,000	600,000	\$0	\$0
BASCR Fields 4,5,6,7 Light Replacement	400,000	400,000	\$0	\$0
BASCR Fields 8,9,10,11 Light Replacement	400,000	400,000	\$0	\$0
Okeehetee Tennis Courts and Ski Course Light Replacement	400,000	400,000	\$0	\$0
Pinewoods Park Baseball Fields 1,2,3 Light Replacement	400,000	400,000	\$0	\$0
Caloosa Park Multipurpose Fields 5,6 Light Replacement	300,000	300,000	\$0	\$0
Pioneer Park Tennis and Basketball Courts Light Replacement	200,000	200,000	\$0	\$0
Jupiter Farms Park Baseball 1,2 Light Replacement	200,000	200,000	\$0	\$0
Westgate Sport Fields and Bball Court Light Replacement	200,000	200,000	\$0	\$0
Bert Winters Ballfield 1 Light Replacement	150,000	150,000	\$0	\$0
Juno Park Ballfield 1 Light Replacement	150,000	150,000	\$0	\$0
Bert Winters Ballfield 2 Light Replacement	100,000	100,000	\$0	\$0
Pioneer Park Ballfield 2 Light Replacement	100,000	100,000	\$0	\$0
Dyer Park Ballfields 1,2 MPF 1,2,3 Light Replacement	600,000	600,000	\$0	\$0
Lake Charleston Park Baseball 1,2,3,4 Light Replacement	400,000	400,000	\$0	\$0
BASCR Fields 12,13 Light Replacement	200,000	200,000	\$0	\$0
Subtotal for Sports Lighting Replacement :	5,400,000	5,400,000	\$110,667	\$80,211
Total for Parks and Recreation:	20,933,000	20,933,000	\$1,049,646	\$437,806
Grand Totals:	118,932,597	118,932,597	\$26,783,596	\$16,078,627

**PALM BEACH COUNTY
INFRASTRUCTURE SALES TAX TYPE 1 TRANSFER**



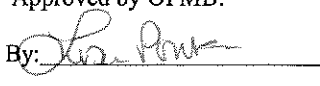
PROJECT:	<u>CR A1A - Donald Ross to Marcinski</u>	CATEGORY:	<u>Resurfacing</u>
PROJECT NO.:	<u>2017810</u>	DISTRICT NO.:	<u>1</u>
CONSTRUCTION DEPARTMENT:	<u>Engineering and Public Works</u>	DEPT. TRANSFER #:	<u>18-07</u>
OPERATING DEPARTMENT:	<u>Engineering and Public Works</u>		

A Type 1 Transfer authorizes the transfer sweep of Residual Funds from the Approved Project Budget to the Department Reserve.

Summary of Transfer Details:

Project is complete. Remaining balance can be swept to the departmental reserve.

Date of Project Close-Out:	<u>1/19/2018</u>
Approved Project Budget:	<u>\$300,000</u>
Total Project Cost:	<u>\$237,996</u>
Amount to be Transferred/Swept:	<u>\$62,004</u>
Department Reserve before this Transfer:	<u>\$687,979</u>
Department Reserve after this Transfer:	<u>\$749,983</u>

<p>PALM BEACH COUNTY Requested by Engineering Dept.:</p> <p>By: <u></u></p> <p>Title: <u>Steve Carrier, P.E.</u> <u>Assistant County Engineer</u></p> <p>Date: <u>1/30/18</u></p>	<p>Recommended by Jacobs Project Management:</p> <p>By: <u></u></p> <p>Title: <u>Project Manager</u></p> <p>Date: <u>01/30/18</u></p>	<p>Approved by OFMB:</p> <p>By: <u></u></p> <p>Title: <u>Budget Director</u></p> <p>Date: <u>1/31/18</u></p>
--	--	---