


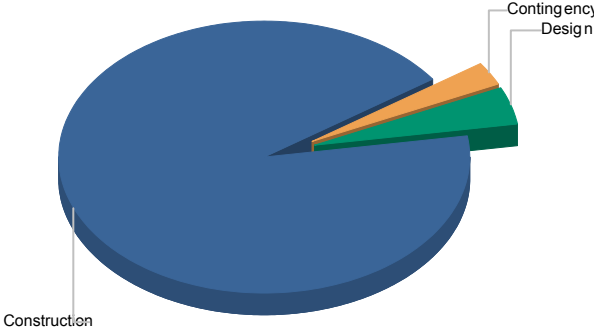
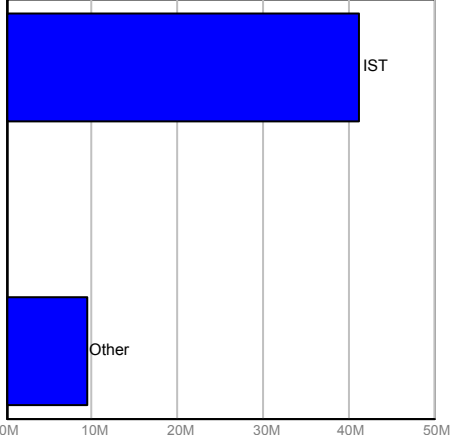
# Monthly Infrastructure Sales Tax Project Report

## Large Cap Projects

Data Date: 8/19/2021

Report Date: 9/8/2021

| DESCRIPTION/TEAM   | SCOPE   | PHOTO   |
|--|---|---|
| <p><b>Project Title: Headquarters R&amp;R</b></p> <p>Project Number: 11206<br/>                     BCC District: 02<br/>                     Delivery Method: Construction Management<br/>                     Category: S06-Sheriff - FDO<br/>                     Status: Design<br/>                     Designer: Leo Daly<br/>                     Contractor: Kast Construction<br/>                     Project Manager: Jim Daley</p> | <p>The project consists of the exterior hardening of the entire building consisting of new exterior walls, impact resistant doors and windows, roof replacement and structural tie-ins as well as the R&amp;R of all major building systems and interior renovation of approx. 75% of the building. As part of the project, the Board has also approved the temp. relocation of employees occupying approx. 70% of the space to ensure continuity of operations during the construction, reduce the overall duration of the project and therefore total project cost. This project is funded in:</p> <p>FY 2017 IST \$1,600,000<br/>                     FY 2019 IST \$11,047,000<br/>                     FY 2020 IST \$10,835,000<br/>                     FY 2021 IST \$17,620,000</p> |  |

| SCHEDULE SUMMARY   | PARTICIPATION | FUNDING   |        |               |           |           |              |          |          |                    |           |           |                        |           |  |                    |           |  |   |   |
|--|---------------|-----------|--------|---------------|-----------|-----------|--------------|----------|----------|--------------------|-----------|-----------|------------------------|-----------|--|--------------------|-----------|--|---|---|
| <table border="1"> <thead> <tr> <th></th> <th>Original</th> <th>Actual</th> </tr> </thead> <tbody> <tr> <td>Project Start</td> <td>3/14/2016</td> <td>3/14/2016</td> </tr> <tr> <td>Design Start</td> <td>5/9/2017</td> <td>5/9/2017</td> </tr> <tr> <td>Construction Start</td> <td>1/31/2019</td> <td>3/22/2021</td> </tr> <tr> <td>Substantial Completion</td> <td>1/31/2022</td> <td></td> </tr> <tr> <td>Project Completion</td> <td>2/28/2022</td> <td></td> </tr> </tbody> </table> |               | Original  | Actual | Project Start | 3/14/2016 | 3/14/2016 | Design Start | 5/9/2017 | 5/9/2017 | Construction Start | 1/31/2019 | 3/22/2021 | Substantial Completion | 1/31/2022 |  | Project Completion | 2/28/2022 |  | <p><b>Consultant</b></p> <p>SBE 24.71%<br/>                     Local 100%<br/>                     WBE N/A<br/>                     MBE N/A</p> <p><b>Contractor</b></p> <p>SBE 12.75%<br/>                     Local 100%<br/>                     WBE N/A<br/>                     MBE N/A</p> |  <p style="text-align: center;"><b>Current Budget</b></p>  <p style="text-align: center;"><b>Fund Source</b></p> |
|  | Original      | Actual    |        |               |           |           |              |          |          |                    |           |           |                        |           |  |                    |           |  |   |   |
| Project Start  | 3/14/2016     | 3/14/2016 |        |               |           |           |              |          |          |                    |           |           |                        |           |  |                    |           |  |   |   |
| Design Start   | 5/9/2017      | 5/9/2017  |        |               |           |           |              |          |          |                    |           |           |                        |           |  |                    |           |  |   |   |
| Construction Start   | 1/31/2019     | 3/22/2021 |        |               |           |           |              |          |          |                    |           |           |                        |           |  |                    |           |  |   |   |
| Substantial Completion   | 1/31/2022     |           |        |               |           |           |              |          |          |                    |           |           |                        |           |  |                    |           |  |   |   |
| Project Completion   | 2/28/2022     |           |        |               |           |           |              |          |          |                    |           |           |                        |           |  |                    |           |  |   |   |

| FINANCIAL SUMMARY               |                     |                     |               |                    |
|---------------------------------|---------------------|---------------------|---------------|--------------------|
|                                 | Project Budget      | Committed           | % Committed   | Paid To Date       |
|                                 | A                   | B                   | C=B/A         | D                  |
| Design                          | \$2,274,200         | \$2,724,793         | 119.81%       | \$2,213,729        |
| Construction                    | \$46,915,796        | \$35,314,514        | 75.27%        | \$4,153,915        |
| Furniture, Fixtures & Equipment | \$0                 | \$163,007           | 0.00%         | \$162,841          |
| Other                           | \$0                 | \$27,033            | 0.00%         | \$27,033           |
| Contingency                     | \$1,418,800         | \$0                 | 0.00%         | \$0                |
| <b>TOTAL</b>                    | <b>\$50,608,796</b> | <b>\$38,229,346</b> | <b>75.54%</b> | <b>\$6,557,518</b> |

**NOTES**

The block wall is now up to the roof edge on the west side and around the north side. The roof is water tight at the west side and on going. Some window frames are being installed in the new block wall Glazing is a long lead item. On the interior, framing continues on the 1st floor. No work plan for asbestos abatement for phase 2 has been completed as of now. All personnel have moved out of phase 2. The furniture remains and is being scheduled to be moved. No work by Kast will be performed until all furniture is removed from phase 2, on the interior. CID is waiting for the elevator cost for the mechanical parts from Kast.

# Monthly Infrastructure Sales Tax Project Report

## Large Cap Projects

Data Date: 8/19/2021

Report Date: 9/8/2021

### DESCRIPTION/TEAM

### SCOPE

### PHOTO

**Project Title: Ocean Inlet Park and Marina Renovation**

Project Number: 13367  
 BCC District: 04  
 Delivery Method: TBD  
 Category: P08-Public Building Repair Replacement & Expans  
 Status: Design  
 Designer: Alan Gerwig & Associates, Inc.  
 Contractor: TBD  
 Project Manager: Rich Avery

The project consists of the replacement of marina components as well as new components including bulkhead wall, floating docks, floating finger docks, fixed dock, boat lifts, floating wave attenuator, landscaping, and replacement of the current Marina/Restroom and concession buildings. The project will be constructed in two phases. Phase one will consist of marina bulkhead, dock reconstruction and wave attenuator construction. The remaining scope to be completed during phase 2.

Total available funding for this project consists of \$2,500,000 FY18 IST funds, \$2,500,000 FY20 Find Grant funds. Future funding consists of \$2,500,000 FY23 IST funds and shown as "Future Funding" within the current budget.



### SCHEDULE SUMMARY

|                        | Original   | Actual     |
|------------------------|------------|------------|
| Phase I Start          | 2/5/2018   | 2/4/2018   |
| Design Start           | 10/22/2018 | 10/22/2018 |
| Construction Start     | 12/3/2019  |            |
| Substantial Completion | 11/3/2020  |            |

### PARTICIPATION

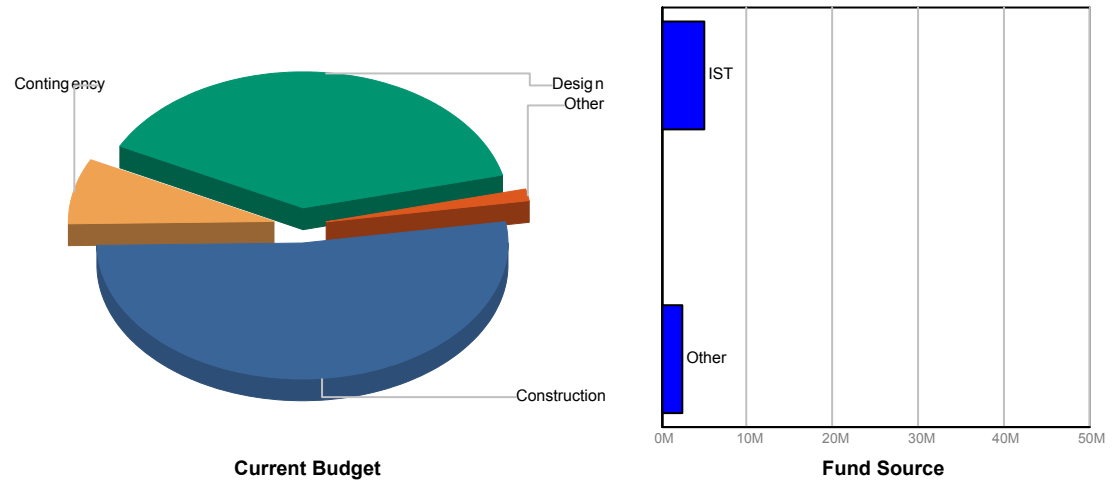
#### Consultant

SBE 82.50%  
 Local 100%  
 WBE N/A  
 MBE N/A

#### Contractor

SBE TBD  
 Local TBD  
 WBE TBD  
 MBE TBD

### FUNDING



### FINANCIAL SUMMARY

|              | Project Budget     | Committed        | % Committed  | Paid To Date     |
|--------------|--------------------|------------------|--------------|------------------|
|              | A                  | B                | C=B/A        | D                |
| Design       | \$2,885,300        | \$248,298        | 8.61%        | \$248,298        |
| Construction | \$3,906,200        | \$0              | 0.00%        | \$0              |
| Other        | \$108,500          | \$82,207         | 75.77%       | \$82,207         |
| Contingency  | \$600,000          | \$0              | 0.00%        | \$0              |
| <b>TOTAL</b> | <b>\$7,500,000</b> | <b>\$330,505</b> | <b>4.41%</b> | <b>\$330,505</b> |

### NOTES

Bids were received and a responsive bidder selected. The notice of intent to award has been issued to Poseidon Dredge & Marine, Inc. Contract documentation is being assembled and processed. It is anticipated that the project will go to the BCC for final approval on Oct. 19th

# Monthly Infrastructure Sales Tax Project Report

## Large Cap Projects

Data Date: 8/19/2021

Report Date: 9/8/2021

### DESCRIPTION/TEAM

### SCOPE

### PHOTO

**Project Title: Evidence Building**

Project Number: 14218  
 BCC District: 02  
 Delivery Method: Construction Management  
 Category: S06-Sheriff - FDO  
 Status: Design  
 Designer: Leo Daly  
 Contractor: Pirtle Construction  
 Project Manager: Jeffrey Halverson

The project consists of a new 2-story Evidence Storage/Crime Scene/Crime Lab Facility (Approximately 87,000 GSF) and a 12,000 GSF metal building for impound vehicle storage. The main facility will house property seized by the Sheriff's Office, Administrative Offices, Evidence Processing via the crime scene investigation unit and the crime lab. Monitored cameras, motion detectors, and restricted access with electronic logging will be provided. The facility will accommodate secure vehicle garage bays that can store large vehicles (i.e. 56' long trailers) holding evidence for investigation or transport. Site Development (16 Acres) to include user parking (public, booking officers & staff), a fenced/gated impound lot (350 surface spaces) and a limited area of covered parking.



Palm Beach County Sheriff's Office Forensic Facility



### SCHEDULE SUMMARY

|                        | Original   | Actual     |
|------------------------|------------|------------|
| Substantial Completion | 11/5/2019  | 10/30/2020 |
| Project Completion     | 11/26/2019 |            |
| Project Start          | 3/30/2016  | 12/21/2016 |
| Design Start           | 6/28/2017  | 6/28/2017  |
| Construction Start     | 7/5/2018   | 4/29/2019  |

### PARTICIPATION

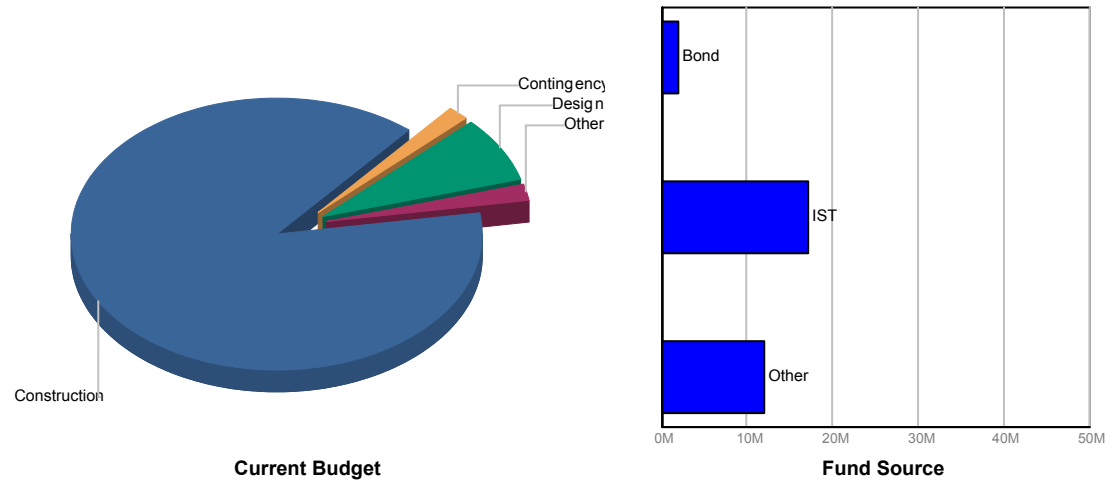
#### Consultant

SBE 33.21%  
 Local 78.96%  
 WBE N/A  
 MBE N/A

#### Contractor

SBE 21.60%  
 Local 55%  
 WBE N/A  
 MBE N/A

### FUNDING



### FINANCIAL SUMMARY

|                                 | Project Budget      | Committed           | % Committed   | Paid To Date        |
|---------------------------------|---------------------|---------------------|---------------|---------------------|
|                                 | A                   | B                   | C=B/A         | D                   |
| Design                          | \$2,461,526         | \$2,350,401         | 95.49%        | \$1,967,293         |
| Construction                    | \$27,680,589        | \$28,185,757        | 101.82%       | \$19,222,966        |
| Furniture, Fixtures & Equipment | \$0                 | \$0                 | 0.00%         | \$0                 |
| Other                           | \$602,158           | \$192,346           | 31.94%        | \$192,346           |
| Contingency                     | \$492,268           | \$3,672             | 0.75%         | \$3,672             |
| <b>TOTAL</b>                    | <b>\$31,236,542</b> | <b>\$30,732,177</b> | <b>98.39%</b> | <b>\$21,386,277</b> |

### NOTES

Processing of final change orders to closeout the project is still in progress. Final punchlist items include oily drips from the ceiling and surface cracks in the topper slab in the main evidence vault as well as the generator exhaust reroute. Meeting held to discuss solution for oily drips and cracks. Engineers to evaluate and provide direction to the contractor. Deviation for visible equipment approved by BCC 8/26/2021. The funding sources for this project are as follows: Bond \$2M, Impact Fees \$6.7M, Ad Valorem \$1.2M, and IST \$21,336,540 for a total Project Budget of \$31,236,542.

# Monthly Infrastructure Sales Tax Project Report

## Large Cap Projects

Data Date: 8/19/2021

Report Date: 9/8/2021

### DESCRIPTION/TEAM

### SCOPE

### PHOTO

**Project Title:** CR 880 Canal Bank Stabilization

Project Number: 1448  
 BCC District: 06  
 Delivery Method: Bid Contract Award  
 Category: C02-CR 880 Canal Bank Stabilization  
 Status: Construction  
 Designer: Wantman Group  
 Contractor: Dickerson Florida, Inc.  
 Project Manager: Holly Knight

This project will repair, restore, and stabilize the embankment along a portion of County Road 880. The South Florida Water Management District's L-13 Canal parallels and is very close to County Road 880. The embankment area for County Road 880 to the canal is minimal. The undermining of the County Road 880 embankment continues due to storm events and increased South Florida Water Management District pumping and has progressively deteriorated. Repair of the embankment is necessary to prevent the eventual collapse of County Road 880 and to ensure the integrity of County Road 880 and provide a safe roadway for the public.  
 IST Funds: FY17 \$1,000,000 FY18 \$2,000,000 FY24 \$2,000,000.



### SCHEDULE SUMMARY

|   | Original  | Actual     |
|---|-----------|------------|
| Construction Notice to Proceed          | 6/5/2017  | 6/5/2017   |
| Phase III Construction Complete         | 11/2/2017 | 10/20/2017 |
| Phase IV-Construction Complete          | 12/1/2018 | 3/27/2019  |
| Phase IV-Construction Notice to Proceed | 6/1/2018  | 7/9/2018   |
| Phase V-Construction Notice to Proceed  | 6/1/2019  | 7/1/2019   |
| Phase V-Construction Complete           | 12/1/2019 | 11/20/2019 |

### PARTICIPATION

#### Consultant

SBE 15%

Local 100%

WBE 0%

MBE 0%

#### Contractor

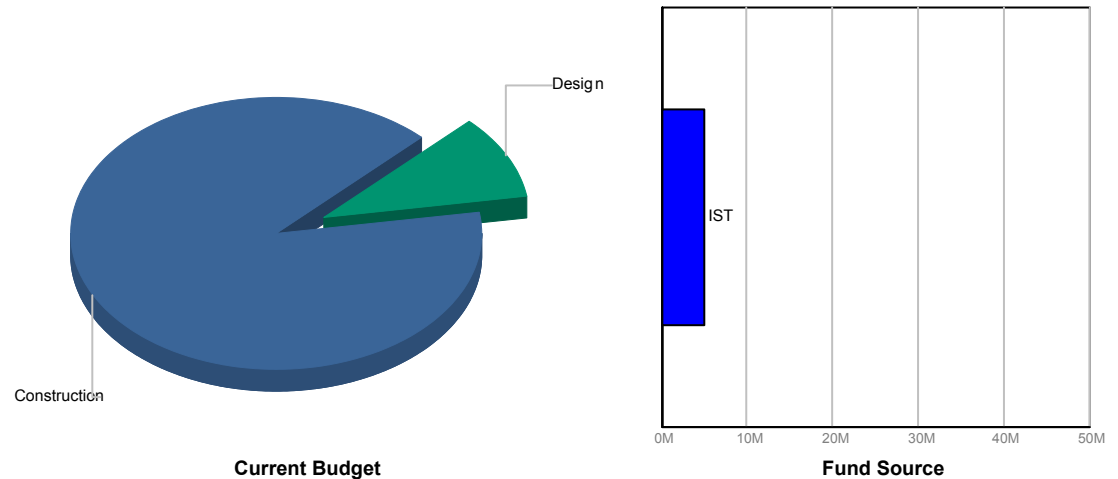
SBE 23.4%

Local 23.4%

WBE 0%

MBE 0%

### FUNDING



### FINANCIAL SUMMARY

|              | Project Budget     | Committed          | % Committed   | Paid To Date       |
|--------------|--------------------|--------------------|---------------|--------------------|
|              | A                  | B                  | C=B/A         | D                  |
| Design       | \$500,000          | \$75,698           | 15.14%        | \$75,698           |
| Construction | \$4,500,000        | \$2,537,336        | 56.39%        | \$2,311,606        |
| Contingency  | \$0                | \$0                | 0.00%         | \$0                |
| <b>TOTAL</b> | <b>\$5,000,000</b> | <b>\$2,613,034</b> | <b>52.26%</b> | <b>\$2,387,304</b> |

### NOTES

Phases I and II (constructing adjacent locations) were completed in FY 2015 and FY 2016 using non-IST funding. Phase III construction is funded at \$1,000,000 in FY 2017. Construction for Phases IV & V are funded at \$2,000,000 in FY 2018. Construction is complete for Phases III, IV and V. Project will recommence upon arrival of FY 2024 funding.



# Monthly Infrastructure Sales Tax Project Report

## Large Cap Projects

Data Date: 8/19/2021

Report Date: 9/8/2021

### DESCRIPTION/TEAM

### SCOPE

### PHOTO

**Project Title: Main Detention Center Electronics**

Project Number: 15218  
 BCC District: 02  
 Delivery Method: Construction Management  
 Category: S06-Sheriff - FDO  
 Status: Construction  
 Designer: Leo A. Daly  
 Contractor: Hedrick Brothers Construction  
 Project Manager: Jeffrey Halverson

Phase II - Electronics for the South, East, and West Towers at the Main Detention Center, which have continually operated since the early 1980's. These systems include door controls, intercom, nurse's call system, CCTV, upgrade of EST3 software for fire alarm and new infrastructure for the future expansion of the CCTV system.  
 Main Detention Center Electronics (B594) IST Funding  
 FY 2017 IST \$5,600,000  
 FY 2018 IST \$4,700,000  
 The total Electronics budget is \$11,235,851 of which \$1,021,161 is funded through Ad Valorem.



### SCHEDULE SUMMARY

|                        | Original  | Actual    |
|------------------------|-----------|-----------|
| Project Start          | 7/9/2015  | 6/9/2015  |
| Design Start           | 6/21/2016 | 6/21/2016 |
| Construction Start     | 3/19/2018 | 5/17/2018 |
| Substantial Completion | 3/15/2022 | 8/10/2020 |
| Project Completion     | 6/30/2022 |           |

### PARTICIPATION

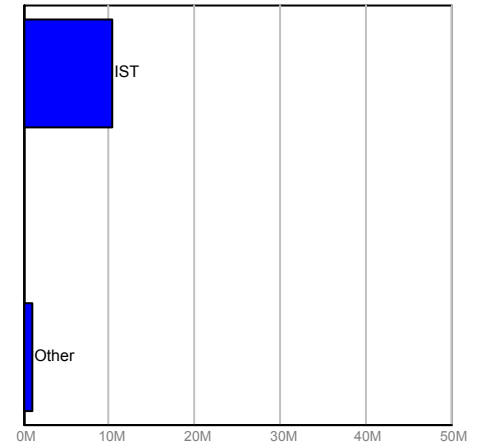
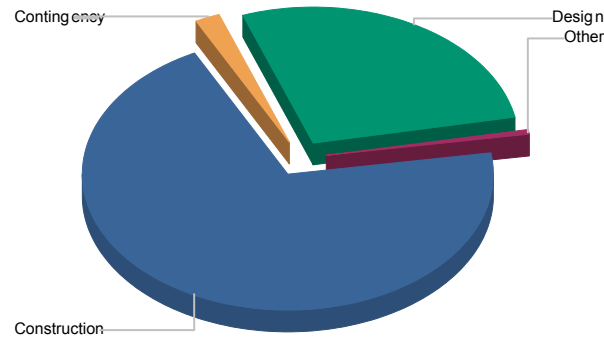
#### Consultant

SBE 22.60%  
 Local 67%  
 WBE N/A  
 MBE N/A

#### Contractor

SBE 76.79%  
 Local 80%  
 WBE N/A  
 MBE N/A

### FUNDING



Current Budget

Fund Source

### FINANCIAL SUMMARY

|                                 | Project Budget      | Committed           | % Committed   | Paid To Date       |
|---------------------------------|---------------------|---------------------|---------------|--------------------|
|                                 | A                   | B                   | C=B/A         | D                  |
| Design                          | \$3,096,507         | \$3,053,730         | 98.62%        | \$2,855,440        |
| Construction                    | \$7,868,421         | \$7,157,168         | 90.96%        | \$7,046,538        |
| Furniture, Fixtures & Equipment | \$0                 | \$0                 | 0.00%         | \$0                |
| Other                           | \$55,740            | \$59,101            | 106.03%       | \$59,101           |
| Contingency                     | \$215,183           | \$0                 | 0.00%         | \$0                |
| <b>TOTAL</b>                    | <b>\$11,235,851</b> | <b>\$10,269,999</b> | <b>91.40%</b> | <b>\$9,961,079</b> |

### NOTES

No status change. We are processing a change order for approval for the credit we are to receive from the construction manager. This positive balance will be the subject of a future transfer.

# Monthly Infrastructure Sales Tax Project Report

## Large Cap Projects

Data Date: 8/19/2021

Report Date: 9/8/2021

### DESCRIPTION/TEAM

### SCOPE

### PHOTO

**Project Title:** Palm Beach Lakes Blvd over FEC R/R

This project will rehabilitate an existing bridge that was built over 50 years ago. The project will improve traffic safety (lane widths, pedestrian barrier, railings) and may involve other improvements such as shoulders, bike lanes, and sidewalks.



Project Number: 1532  
 BCC District: 07  
 Delivery Method: Design CCNA  
 Category: B04-Bridge Modifications  
 Status: Design  
 Designer: HNTB  
 Contractor: TBD  
 Project Manager: Kathleen Farrell

### SCHEDULE SUMMARY

|                               | Original   | Actual    |
|-------------------------------|------------|-----------|
| Project Start                 | 9/30/2017  | 9/30/2017 |
| Consultant Procurement Finish | 9/3/2019   | 12/1/2019 |
| Study Start                   | 4/7/2020   | 4/7/2020  |
| Design Complete               | 6/1/2024   |           |
| Permit Application            | 2/1/2023   |           |
| Permit Issued                 | 1/1/2024   |           |
| Construction Start            | 4/1/2025   |           |
| Construction Complete         | 4/1/2027   |           |
| Study Complete                | 11/11/2021 |           |
| Design Start                  | 2/1/2022   |           |

### PARTICIPATION

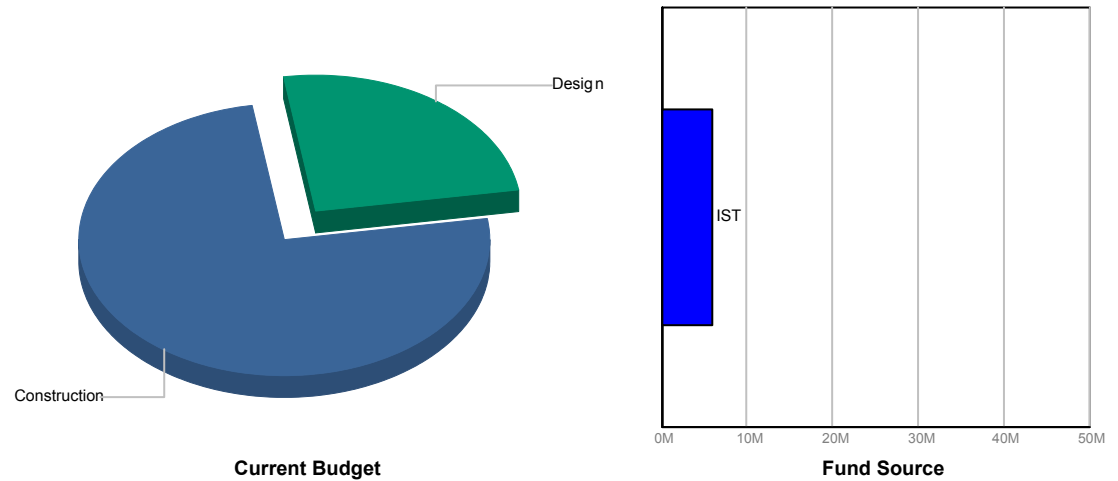
**Consultant**

- SBE 36.5%
- Local 96%
- WBE TBD
- MBE TBD

**Contractor**

- SBE TBD
- Local TBD
- WBE TBD
- MBE TBD

### FUNDING



### FINANCIAL SUMMARY

|              | Project Budget     | Committed        | % Committed  | Paid To Date     |
|--------------|--------------------|------------------|--------------|------------------|
|              | A                  | B                | C=B/A        | D                |
| Design       | \$1,500,000        | \$352,128        | 23.48%       | \$271,339        |
| Construction | \$4,500,000        | \$603            | 0.01%        | \$603            |
| Other        | \$0                | \$15,327         | 0.00%        | \$15,327         |
| Contingency  | \$0                | \$0              | 0.00%        | \$0              |
| <b>TOTAL</b> | <b>\$6,000,000</b> | <b>\$368,058</b> | <b>6.13%</b> | <b>\$287,270</b> |

### NOTES

The project is in the coordination stage with stakeholders including the City of West Palm Beach and the Community Redevelopment Agency to determine scope and design parameters for the rehabilitation of the bridge superstructure. This project is funded for design in FY 2017. Construction is currently included in the plan for FY 2021. The first phase of design (Study & Stakeholder Coordination) started on 4/7/2020.

# Monthly Infrastructure Sales Tax Project Report

## Large Cap Projects

Data Date: 8/19/2021

Report Date: 9/8/2021

### DESCRIPTION/TEAM

### SCOPE

### PHOTO

**Project Title:** Sections of Jog Road  
**Project Number:** 1537  
**BCC District:** Multiple  
**Delivery Method:** Annual Striping Contract  
**Category:** S16-Striping  
**Status:** Construction  
**Designer:** N/A  
**Contractor:** Oglesby  
**Project Manager:** Larry Kelly

This project consists of restriping sections of Jog Road.  
 FY 2017 \$350,000  
 FY 2021 \$150,000  
 FY 2022 \$100,000  
 FY 2023 \$100,000  
 FY 2024 \$200,000  
 FY 2026 \$200,000



### SCHEDULE SUMMARY

### PARTICIPATION

### FUNDING

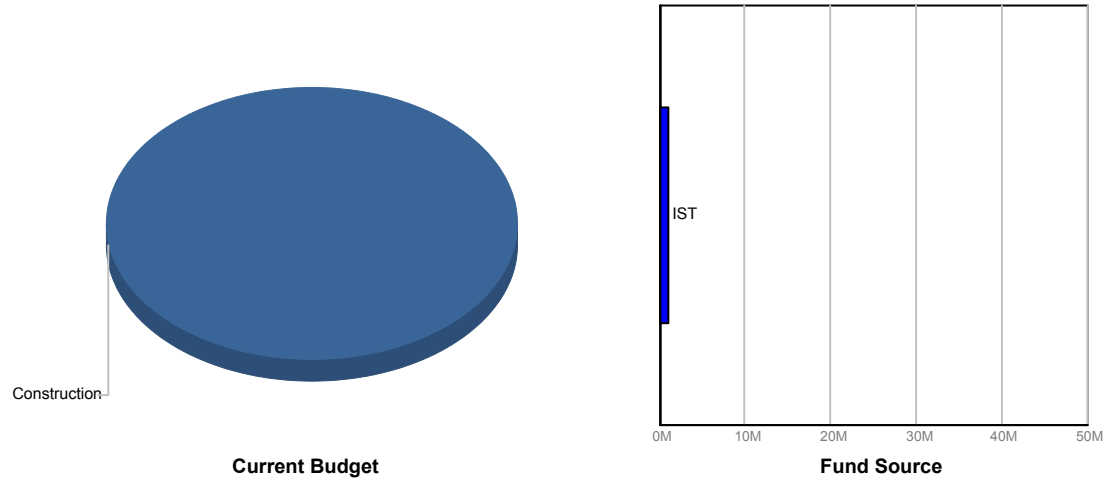
|                                    | Original   | Actual     |
|------------------------------------|------------|------------|
| 10th Avenue N. to Summit Complete  | 1/22/2018  | 1/22/2018  |
| Summit to Gun Club Complete        | 9/20/2017  | 9/20/2017  |
| PGA to Hood Complete               | 10/31/2017 | 10/31/2017 |
| Wallis to Roebuck Complete         | 3/7/2018   | 3/7/2018   |
| Glades to NW 55th St.              | 3/19/2019  | 3/19/2019  |
| Gateway to S. of Hypoluxo Complete | 12/17/2018 | 10/18/2018 |
| Hood to Donald Ross                | 12/2/2020  | 12/12/2020 |
| N. Oriole to Lake Ida              | 4/3/2021   | 3/9/2021   |

#### Consultant

SBE N/A  
 Local N/A  
 WBE N/A  
 MBE N/A

#### Contractor

SBE 61%  
 Local 61%  
 WBE 0%  
 MBE 0%



### FINANCIAL SUMMARY

### NOTES

|              | Project Budget     | Committed        | % Committed   | Paid To Date     |
|--------------|--------------------|------------------|---------------|------------------|
|              | A                  | B                | C=B/A         | D                |
| Design       | \$0                | \$0              | 0.00%         | \$0              |
| Construction | \$1,100,000        | \$367,482        | 33.41%        | \$367,482        |
| Contingency  | \$0                | \$0              | 0.00%         | \$0              |
| <b>TOTAL</b> | <b>\$1,100,000</b> | <b>\$367,482</b> | <b>33.41%</b> | <b>\$367,482</b> |

Jog Road is a North-South major County thoroughfare. This project consists of re-striping sections of Jog Road. Restriping continues on an as needed basis.

# Monthly Infrastructure Sales Tax Project Report

## Large Cap Projects

Data Date: 8/19/2021

Report Date: 9/8/2021

### DESCRIPTION/TEAM

### SCOPE

### PHOTO

**Project Title: CR 880**

Project Number: 1539  
 BCC District: 06  
 Delivery Method: Annual Construction Contract  
 Category: R04-Resurfacing  
 Status: Construction  
 Designer: N/A  
 Contractor: Community  
 Project Manager: Mark Kroeger

Resurfacing approximately 2 miles (4 lane miles) of a portion of County Road 880 from Main Street to S.R. 80 each year.



### SCHEDULE SUMMARY

### PARTICIPATION

### FUNDING

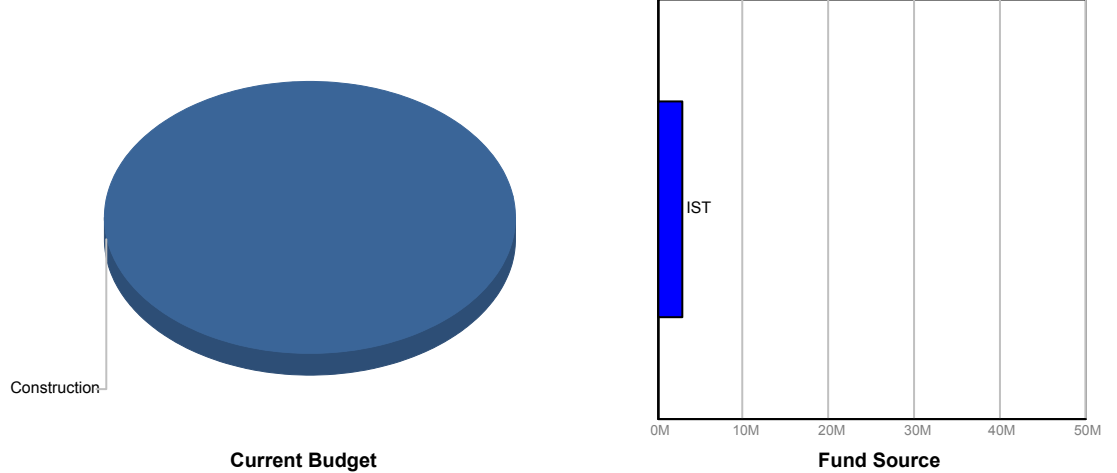
|                               | Original   | Actual     |
|-------------------------------|------------|------------|
| FY 2017 Construction Complete | 12/22/2017 | 12/22/2017 |
| FY 2018 Construction Complete | 12/7/2018  | 11/30/2018 |
| FY 2019 Construction Complete | 12/31/2019 | 11/1/2019  |
| FY 2020 Construction Complete | 12/18/2020 | 12/3/2020  |
| FY2021 Construction Complete  | 12/17/2021 |            |

**Consultant**

SBE N/A  
 Local N/A  
 WBE N/A  
 MBE N/A

**Contractor**

SBE 8.7%  
 Local 95.8%  
 WBE 0%  
 MBE 0%



### FINANCIAL SUMMARY

### NOTES

|              | Project Budget     | Committed          | % Committed   | Paid To Date       |
|--------------|--------------------|--------------------|---------------|--------------------|
|              | A                  | B                  | C=B/A         | D                  |
| Design       | \$0                | \$2,224            | 0.00%         | \$2,224            |
| Construction | \$3,000,000        | \$1,179,094        | 39.30%        | \$1,154,095        |
| Contingency  | \$0                | \$0                | 0.00%         | \$0                |
| <b>TOTAL</b> | <b>\$3,000,000</b> | <b>\$1,181,318</b> | <b>39.38%</b> | <b>\$1,156,318</b> |

County Road 880 is approximately 19 miles in length. This project entails resurfacing a portion (\$300,000) of County Road 880 each year. Construction complete for FY2017 thru 2020.

# Monthly Infrastructure Sales Tax Project Report

## Large Cap Projects

Data Date: 8/19/2021

Report Date: 9/8/2021

### DESCRIPTION/TEAM

### SCOPE

### PHOTO

**Project Title:** Brown's Farms Road

Resurfacing approximately 2 miles (4 lane miles) of a portion of Brown's Farm Road from CR 880 to South Terminus each year.

Project Number: 1540  
 BCC District: 06  
 Delivery Method: Annual Construction Contract  
 Category: R04-Resurfacing  
 Status: Construction  
 Designer: N/A  
 Contractor: Community  
 Project Manager: Mark Kroeger



### SCHEDULE SUMMARY

### PARTICIPATION

### FUNDING

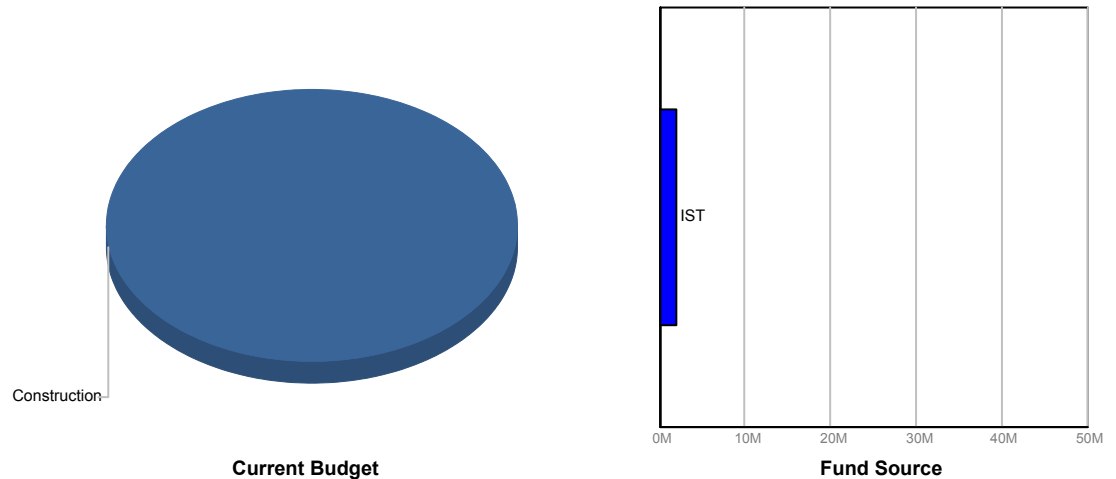
|                               | Original   | Actual     |
|-------------------------------|------------|------------|
| FY2021 Construction Complete  | 12/17/2021 |            |
| FY 2020 Construction Complete | 12/18/2020 | 12/2/2020  |
| FY 2019 Construction Complete | 12/31/2019 | 11/1/2019  |
| FY 2017 Construction Complete | 12/22/2017 | 12/22/2017 |
| FY 2018 Construction Complete | 12/1/2018  | 11/30/2018 |

**Consultant**

|       |     |
|-------|-----|
| SBE   | N/A |
| Local | N/A |
| WBE   | N/A |
| MBE   | N/A |

**Contractor**

|       |       |
|-------|-------|
| SBE   | 7.4%  |
| Local | 94.4% |
| WBE   | 0%    |
| MBE   | 0%    |



### FINANCIAL SUMMARY

### NOTES

|              | Project Budget     | Committed        | % Committed   | Paid To Date     |
|--------------|--------------------|------------------|---------------|------------------|
|              | A                  | B                | C=B/A         | D                |
| Design       | \$0                | \$1,551          | 0.00%         | \$1,551          |
| Construction | \$2,000,000        | \$995,445        | 49.77%        | \$926,690        |
| Contingency  | \$0                | \$0              | 0.00%         | \$0              |
| <b>TOTAL</b> | <b>\$2,000,000</b> | <b>\$996,996</b> | <b>49.85%</b> | <b>\$928,241</b> |

Brown's Farm Road is approximately 14 miles in length. This project entails resurfacing a portion (\$200,000) of Brown's Farm Road each year. Construction complete for FY2017 thru 2020.



# Monthly Infrastructure Sales Tax Project Report

## Large Cap Projects

Data Date: 8/19/2021

Report Date: 9/8/2021

### DESCRIPTION/TEAM

### SCOPE

### PHOTO

**Project Title:** Prosperity Farms Rd. over SFWMD C-17 Canal (934116)  
**Project Number:** 1555  
**BCC District:** 01  
**Delivery Method:** Design CCNA  
**Category:** B08-Bridge Replacements  
**Status:** Design  
**Designer:** Scalar  
**Contractor:** TBD - (bid)  
**Project Manager:** David Young

This project will replace an existing bridge that was built over 60 years ago. The new bridge will improve traffic safety (lane widths, bike lanes, parapets), improve roadway drainage, and enhance pedestrian sidewalk safety. Note the current bridge is weight restricted.



### SCHEDULE SUMMARY

|                                   | Original   | Actual     |
|-----------------------------------|------------|------------|
| Design Contract Notice to Proceed | 11/19/2019 | 11/19/2019 |
| Design Completion                 | 2/1/2022   |            |
| Construction Bid Date             | 6/1/2022   |            |
| Construction Start                | 10/1/2022  |            |
| Construction Complete             | 10/1/2024  |            |

### PARTICIPATION

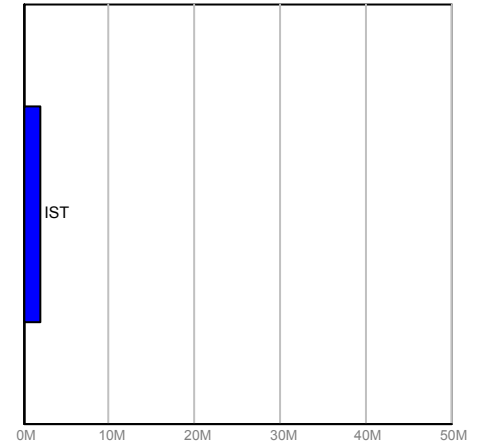
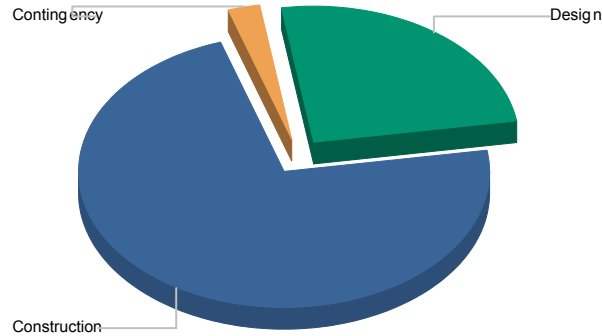
#### Consultant

SBE 98%  
 Local 100%  
 WBE 0%  
 MBE 0%

#### Contractor

SBE TBD  
 Local TBD  
 WBE TBD  
 MBE TBD

### FUNDING



Current Budget

Fund Source

### FINANCIAL SUMMARY

|              | Project Budget     | Committed        | % Committed   | Paid To Date     |
|--------------|--------------------|------------------|---------------|------------------|
|              | A                  | B                | C=B/A         | D                |
| Design       | \$500,000          | \$482,271        | 96.45%        | \$189,897        |
| Construction | \$1,450,000        | \$5,003          | 0.35%         | \$5,003          |
| Contingency  | \$50,000           | \$8,365          | 16.73%        | \$8,365          |
| <b>TOTAL</b> | <b>\$2,000,000</b> | <b>\$495,639</b> | <b>24.78%</b> | <b>\$203,265</b> |

### NOTES

This project is under design. Construction is funded in the plan for FY 2021.

# Monthly Infrastructure Sales Tax Project Report

## Large Cap Projects

Data Date: 8/19/2021

Report Date: 9/8/2021

### DESCRIPTION/TEAM

### SCOPE

### PHOTO

**Project Title:** Belvedere Rd over E-3 canal (934205 & 934206)  
**Project Number:** 1556  
**BCC District:** 02  
**Delivery Method:** Design CCNA  
**Category:** B08-Bridge Replacements  
**Status:** Design  
**Designer:** Stantec  
**Contractor:** TBD (bid)  
**Project Manager:** Kathleen Farrell

This project will replace the existing bridges that were built over 40 years ago. The new bridge(s) will improve traffic safety (lane widths, bike lanes, parapets), update the guardrail system, improve roadway drainage, restore the slope protection, and enhance pedestrian sidewalk safety.



### SCHEDULE SUMMARY

|                                   | Original   | Actual     |
|-----------------------------------|------------|------------|
| Design Contract Notice to Proceed | 10/22/2019 | 10/22/2019 |
| Design Completion                 | 12/1/2021  |            |
| Construction Bid Date             | 3/1/2022   |            |
| Construction Start                | 8/1/2022   |            |
| Construction Complete             | 3/1/2024   |            |

### PARTICIPATION

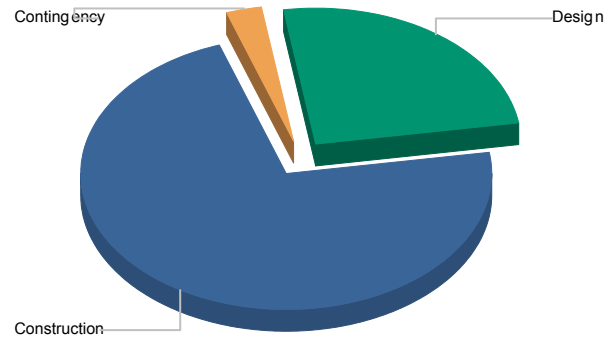
#### Consultant

SBE 30%  
 Local 100%  
 WBE 0%  
 MBE 0%

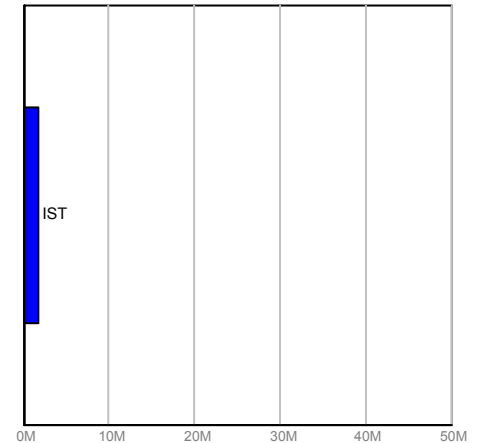
#### Contractor

SBE TBD  
 Local TBD  
 WBE TBD  
 MBE TBD

### FUNDING



Current Budget



Fund Source

### FINANCIAL SUMMARY

|              | Project Budget     | Committed        | % Committed   | Paid To Date     |
|--------------|--------------------|------------------|---------------|------------------|
|              | A                  | B                | C=B/A         | D                |
| Design       | \$450,000          | \$360,034        | 80.01%        | \$237,412        |
| Construction | \$1,300,000        | \$4,192          | 0.32%         | \$4,192          |
| Contingency  | \$50,000           | \$0              | 0.00%         | \$0              |
| <b>TOTAL</b> | <b>\$1,800,000</b> | <b>\$364,226</b> | <b>20.23%</b> | <b>\$241,605</b> |

### NOTES

This project is under design. Construction is funded in the plan for FY 2021.

# Monthly Infrastructure Sales Tax Project Report

## Large Cap Projects

Data Date: 8/19/2021

Report Date: 9/8/2021

### DESCRIPTION/TEAM

### SCOPE

### PHOTO

**Project Title:** Various other locations Countywide

Project Number: 1558  
 BCC District: Multiple  
 Delivery Method: Annual Construction Contract  
 Category: D02-Drainage (Pipe Replacements)  
 Status: Construction  
 Designer: N/A  
 Contractor: Hinterland  
 Project Manager: Mark Kroeger

This project will repair and/or replace existing pipe culverts and drainage structures along various roads and canals Countywide. These repairs are needed in order to properly drain and maintain the various roads and canals in a safe operating condition.



### SCHEDULE SUMMARY

### PARTICIPATION

### FUNDING

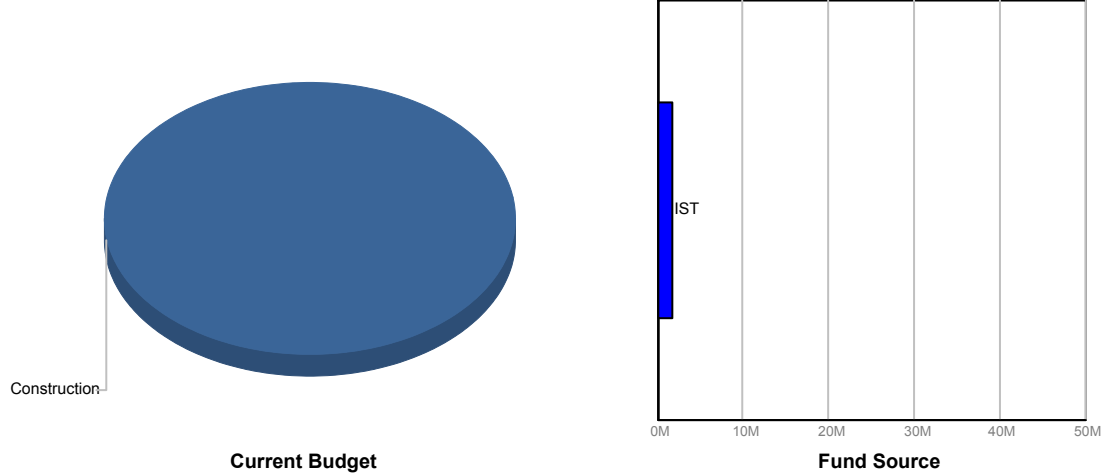
|                                       | Original   | Actual     |
|---------------------------------------|------------|------------|
| Jupiter Farms (133rd Rd. & 156th St.) | 8/1/2018   | 3/12/2018  |
| 1069 Edgehill Road                    | 8/15/2018  | 6/12/2018  |
| Limestone Creek & Palm Garden St.     | 8/1/2018   | 7/17/2018  |
| 3261 Atlantic Road                    | 8/15/2018  | 7/1/2018   |
| Van Buren Road @ E-3 Canal            | 8/1/2018   | 6/15/2018  |
| Jupiter Farms (4 locates)             | 10/15/2018 | 8/21/2018  |
| 6361 Wood Lake Rd./19650 Red Maple F  | 10/1/2018  | 10/1/2018  |
| 19598 Trails End Terrace              | 9/15/2018  | 8/20/2018  |
| 19582 Trails End Terrace              | 9/1/2018   | 9/1/2018   |
| 6558 Wood Lake Road                   | 9/15/2018  | 9/14/2018  |
| 6126 Wood Lake Road                   | 10/15/2018 | 12/12/2018 |
| 6528 Wood Lake Road                   | 11/1/2018  | 12/12/2018 |
| Whispering Trail Community            | 6/1/2019   | 7/9/2019   |

**Consultant**

SBE N/A  
 Local N/A  
 WBE N/A  
 MBE N/A

**Contractor**

SBE 100%  
 Local 100%  
 WBE 0%  
 MBE 0%



### FINANCIAL SUMMARY

### NOTES

|              | Project Budget     | Committed        | % Committed   | Paid To Date     |
|--------------|--------------------|------------------|---------------|------------------|
|              | A                  | B                | C=B/A         | D                |
| Construction | \$1,700,000        | \$619,217        | 36.42%        | \$619,217        |
| Contingency  | \$0                | \$0              | 0.00%         | \$0              |
| <b>TOTAL</b> | <b>\$1,700,000</b> | <b>\$619,217</b> | <b>36.42%</b> | <b>\$619,217</b> |

This project is funded in:  
 FY 2018 \$500,000, FY 2021 \$500,000, FY 2022 \$200,000  
 FY 2023 \$200,000, FY 2024 \$200,000, FY 2025 \$100,000

The total project is estimated at \$1,700,000.

# Monthly Infrastructure Sales Tax Project Report

## Large Cap Projects

Data Date: 8/19/2021

Report Date: 9/8/2021

### DESCRIPTION/TEAM

### SCOPE

### PHOTO

**Project Title:** Video Detection (80 +/- intersection)

This project will replace the traffic detection at numerous signalized intersections from the existing inductive loop system to video detection. The video detection system is more reliable and easier to maintain.



Project Number: 1580  
 BCC District: Multiple  
 Delivery Method: Annual Traffic Signals Contract  
 Category: S08-Signals and Signal Systems  
 Status: Construction  
 Designer: N/A  
 Contractor: Gerelco  
 Project Manager: Fattoush Jafar

### SCHEDULE SUMMARY

|                               | Original  | Actual     |
|-------------------------------|-----------|------------|
| Woolbright & Hagen Ranch      | 11/1/2018 | 4/4/2019   |
| Belvedere & Country Club Road | 12/1/2018 | 4/4/2019   |
| Palm Beach Lakes & Wellesley  | 1/1/2019  | 4/4/2019   |
| Military Tr. & Garden Lake    | 8/1/2018  | 11/21/2018 |
| Gateway & Renaissance Commons | 9/1/2018  | 4/3/2019   |
| Australian & Turnage          | 10/1/2018 | 1/7/2019   |

### PARTICIPATION

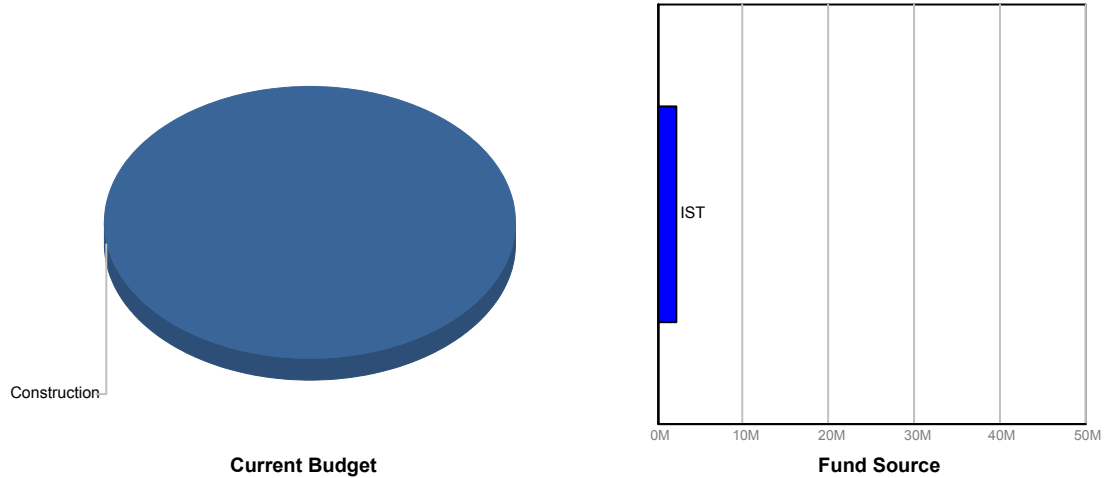
#### Consultant

SBE N/A  
 Local N/A  
 WBE N/A  
 MBE N/A

#### Contractor

SBE 0%  
 Local 23%  
 WBE 0%  
 MBE 0%

### FUNDING



### FINANCIAL SUMMARY

|              | Project Budget     | Committed        | % Committed  | Paid To Date     |
|--------------|--------------------|------------------|--------------|------------------|
|              | A                  | B                | C=B/A        | D                |
| Construction | \$2,200,000        | \$199,000        | 9.05%        | \$199,000        |
| Contingency  | \$0                | \$0              | 0.00%        | \$0              |
| <b>TOTAL</b> | <b>\$2,200,000</b> | <b>\$199,000</b> | <b>9.05%</b> | <b>\$199,000</b> |

### NOTES

Work has been completed at six intersections. This project is funded in:  
 FY 2018 \$200,000  
 FY 2023 \$300,000  
 FY 2024 \$800,000  
 FY 2026 \$900,000  
 The total project is estimated at \$2,200,000.

# Monthly Infrastructure Sales Tax Project Report

## Large Cap Projects

Data Date: 8/19/2021

Report Date: 9/8/2021

### DESCRIPTION/TEAM

### SCOPE

### PHOTO

**Project Title:** FY 2018 Street Lighting LED Replacements - Countywide  
**Project Number:** 1581  
**BCC District:** CW  
**Delivery Method:** Florida Power and Light  
**Category:** S14-Street Lighting  
**Status:** Construction  
**Designer:** Florida Power and Light  
**Contractor:** Florida Power and Light  
**Project Manager:** May Cheng

These projects will replace the high pressure sodium street lights with LED lights. Many of the street lights along County roads are owned and maintained by Florida Power and Light (FPL) with the County paying all the operation and maintenance costs (including power). FPL will be responsible for the final design and installation to convert the street lighting to the newer LED technology, and the County will reimburse FPL all applicable conversion costs. The result will provide a cost savings, better quality illumination, and a more desirable environmental light source.



### SCHEDULE SUMMARY

### PARTICIPATION

### FUNDING

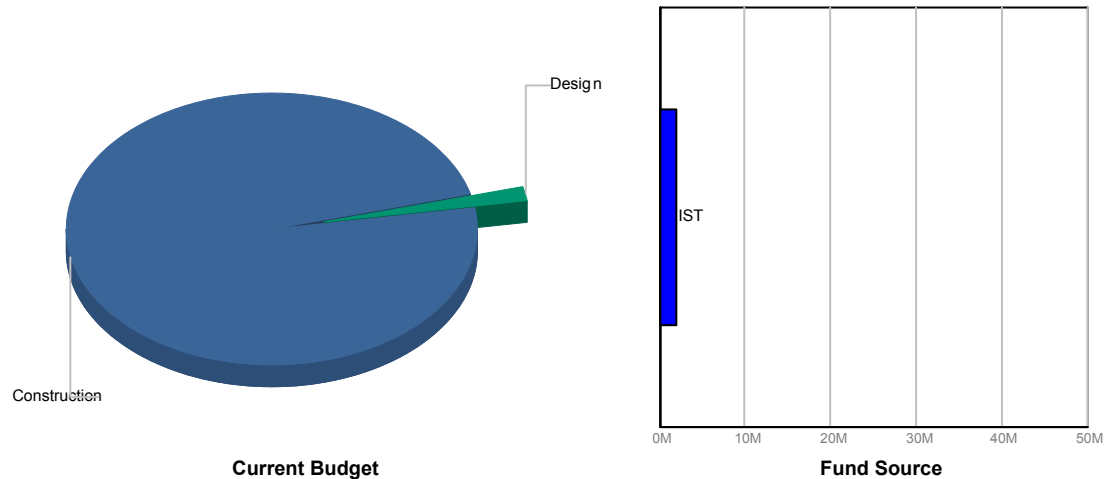
|  | Original   | Actual     |
|--|------------|------------|
| Gun Club Road/Bosque to Congress           | 8/16/2019  | 8/16/2019  |
| Congress/Okeechobee to Belvedere           | 8/16/2019  | 8/16/2019  |
| 10th Avenue North/Haverhill to Kirk        | 12/11/2019 | 12/11/2019 |
| Community/Haverhill to Military            | 8/16/2019  | 8/16/2019  |
| Haverhill Road/WPB City to Haverhill City  |            |            |
| Glades Road/State Road 7 to Boca Rio       |            |            |
| Boynton Beach Boulevard/Turnpike to Kn     |            |            |
| Jog Road/Belvedere to State Road 80        |            |            |
| Forest Hill/Turnpike to Pinehurst & Jog to |            |            |
| Haverhill/State Road 80 to Lake Worth      |            |            |
| Congress/Lantana to Hypoluxo & Gun Cl      |            |            |
| Gateway/Military to Windward               |            |            |
| Belvedere Road/RPB City to Haverhill Cit   |            |            |

#### Consultant

SBE N/A  
 Local N/A  
 WBE N/A  
 MBE N/A

#### Contractor

SBE N/A  
 Local N/A  
 WBE N/A  
 MBE N/A



### FINANCIAL SUMMARY

### NOTES

|              | Project Budget     | Committed          | % Committed   | Paid To Date     |
|--------------|--------------------|--------------------|---------------|------------------|
|              | A                  | B                  | C=B/A         | D                |
| Design       | \$30,000           | \$25,774           | 85.91%        | \$25,774         |
| Construction | \$1,920,000        | \$1,063,409        | 55.39%        | \$546,699        |
| Contingency  | \$0                | \$0                | 0.00%         | \$0              |
| <b>TOTAL</b> | <b>\$1,950,000</b> | <b>\$1,089,183</b> | <b>55.86%</b> | <b>\$572,474</b> |

There are 16 street lighting projects (road segments) funded (\$1,950,000) for conversion in FY 2018. All 16 projects have been forwarded to FPL requesting final design and installation. As of 12/1/20, five projects have been completed, and the street lighting along a portion of the Hypoluxo Road project has also been converted.



# Monthly Infrastructure Sales Tax Project Report

## Large Cap Projects

Data Date: 8/19/2021

Report Date: 9/8/2021

### DESCRIPTION/TEAM

### SCOPE

### PHOTO

**Project Title:** CR 880 (Old SR 80) Over C-51 Canal (930940)  
**Project Number:** 1612  
**BCC District:** 06  
**Delivery Method:** Design CCNA  
**Category:** B08-Bridge Replacements  
**Status:** Design  
**Designer:** Alan Gerwig & Assoc.  
**Contractor:** TBD (Bid)  
**Project Manager:** Kathleen Farrell

This project will replace an existing bridge that was built over 80 years ago. The new bridge will improve traffic safety (lane widths and vehicle barrier walls). The current bridge is weight restricted.



### SCHEDULE SUMMARY

|                                   | Original   | Actual    |
|-----------------------------------|------------|-----------|
| Design Contract Notice to Proceed | 11/9/2018  | 11/9/2018 |
| Design Completion                 | 10/28/2021 |           |
| Construction Bid Date             | 2/1/2022   |           |
| Construction Start                | 7/1/2022   |           |
| Construction Complete             | 12/1/2023  |           |

### PARTICIPATION

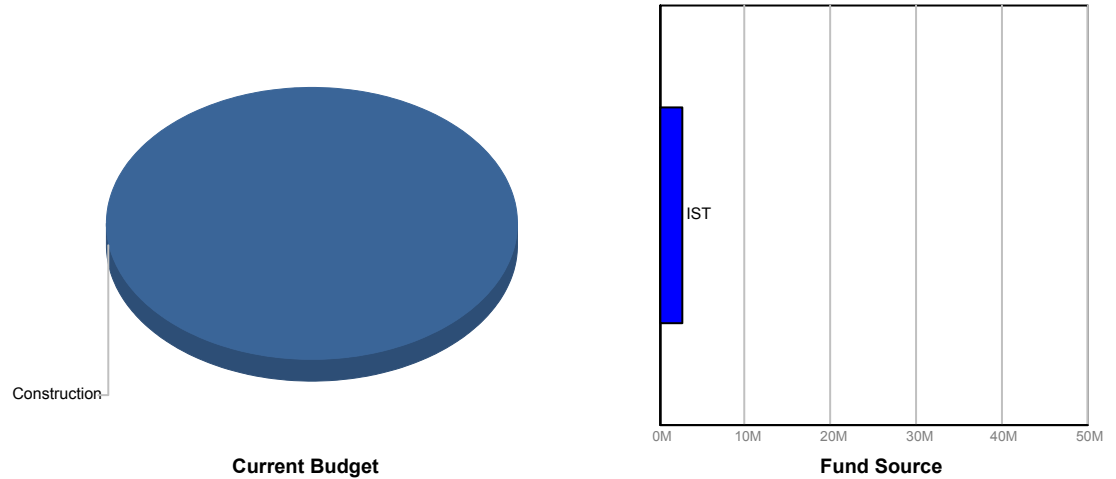
#### Consultant

SBE 94.3%  
 Local 100%  
 WBE 0%  
 MBE 0%

#### Contractor

SBE TBD  
 Local TBD  
 WBE TBD  
 MBE TBD

### FUNDING



### FINANCIAL SUMMARY

|              | Project Budget     | Committed  | % Committed  | Paid To Date |
|--------------|--------------------|------------|--------------|--------------|
|              | A                  | B          | C=B/A        | D            |
| Construction | \$2,700,000        | \$0        | 0.00%        | \$0          |
| <b>TOTAL</b> | <b>\$2,700,000</b> | <b>\$0</b> | <b>0.00%</b> | <b>\$0</b>   |

### NOTES

This project is funded with 5-Year Road Program (RP) funding and IST funding. The project is under design (using 5-Year RP funds). The construction of the project is currently estimated at \$3.5m. The IST partially funds the construction of the project at \$2.7 m in FY 2019. The project is currently scheduled to begin construction in FY22.

# Monthly Infrastructure Sales Tax Project Report

## Large Cap Projects

Data Date: 8/19/2021

Report Date: 9/8/2021

### DESCRIPTION/TEAM

### SCOPE

### PHOTO

**Project Title:** Courthouse Electronics System R&R/Command Center  
**Project Number:** 16208  
**BCC District:** 07  
**Delivery Method:** Construction Management  
**Category:** J02-Judicial  
**Status:** Construction  
**Designer:** TLC Engineering  
**Contractor:** Hedrick Brothers Construction Co., Inc.  
**Project Manager:** Rich Avery

Security Systems replacement at the Main County Courthouse including the Security Management System, Access Control System, CCTV system, Duress System, Intercom, Elevator Override, and Fire Alarm. The Project will also include addressing the emergency egress procedures for the facility, as well as build-out for the expansion of the 4th floor Command Center.

Total IST, and Ad Valorem funding for this project is \$16,449,545; Total IST funds are \$12,999,700, which are comprised of FY17 IST funds of \$1,300,000 and FY18 IST funds of \$8,699,700 and FY 19 IST funds of \$3,000,000. Ad Valorem funds are \$3,449,845



### SCHEDULE SUMMARY

|                        | Original   | Actual    |
|------------------------|------------|-----------|
| Project Start          | 2/19/2016  | 2/19/2016 |
| Design Start           | 2/15/2017  | 2/15/2017 |
| Construction - Start   | 11/26/2018 | 1/7/2019  |
| Substantial Completion | 2/1/2021   |           |
| Project Completion     | 4/1/2021   |           |

### PARTICIPATION

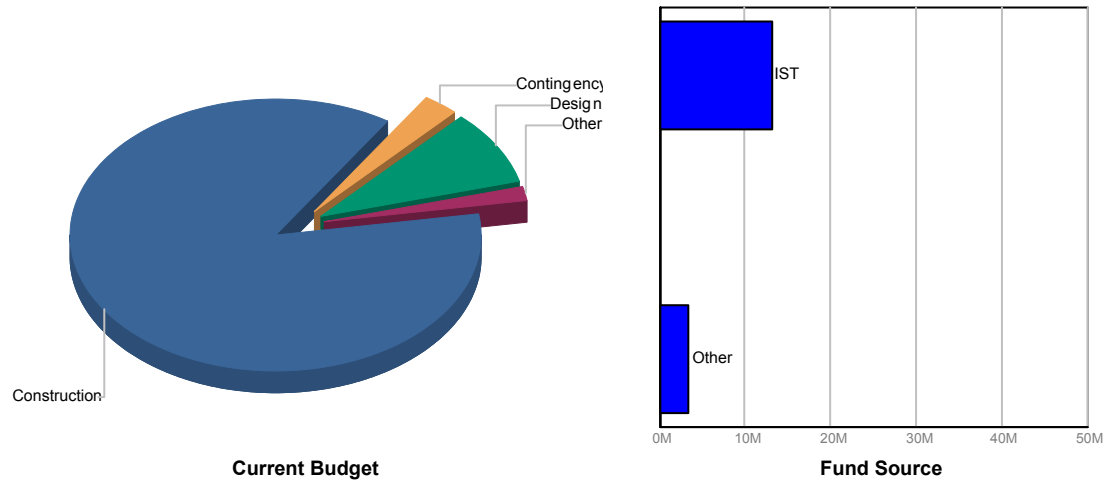
#### Consultant

SBE 13.4%  
 Local 100%  
 WBE N/A  
 MBE N/A

#### Contractor

SBE 25%  
 Local 100%  
 WBE N/A  
 MBE N/A

### FUNDING



### FINANCIAL SUMMARY

|                                 | Project Budget      | Committed           | % Committed   | Paid To Date        |
|---------------------------------|---------------------|---------------------|---------------|---------------------|
|                                 | A                   | B                   | C=B/A         | D                   |
| Design                          | \$1,456,336         | \$1,367,426         | 93.89%        | \$436,761           |
| Construction                    | \$14,307,700        | \$14,284,827        | 99.84%        | \$12,779,452        |
| Furniture, Fixtures & Equipment | \$0                 | \$0                 | 0.00%         | \$0                 |
| Other                           | \$285,137           | \$116,320           | 40.79%        | \$116,320           |
| Contingency                     | \$465,300           | \$0                 | 0.00%         | \$0                 |
| <b>TOTAL</b>                    | <b>\$16,514,473</b> | <b>\$15,768,574</b> | <b>95.48%</b> | <b>\$13,332,534</b> |

### NOTES

No status change. The project is substantially complete, The certificate of substantial completion has been issued. The project is in the process of being closed out, however a change order is still pending for work that needs to be completed in the Central Energy Plant.

# Monthly Infrastructure Sales Tax Project Report

## Large Cap Projects

Data Date: 8/19/2021

Report Date: 9/8/2021

### DESCRIPTION/TEAM

### SCOPE

### PHOTO

**Project Title:** 6th Ave. So. over Lake Osborne (LWDD E-4 Canal)(S Br/ East bound) (934307)  
**Project Number:** 1634  
**BCC District:** 03  
**Delivery Method:** Design CCNA  
**Category:** B08-Bridge Replacements  
**Status:** Construction  
**Designer:** Stantec  
**Contractor:** Ranger  
**Project Manager:** David Young

This project will replace an existing bridge that was built over 50 years ago. The new bridge will improve traffic safety (lane widths, bike lanes and barrier walls), improve roadway drainage, and enhance pedestrian sidewalk safety. The new bridge will also provide greater vertical clearance.



### SCHEDULE SUMMARY

|                                   | Original  | Actual    |
|-----------------------------------|-----------|-----------|
| Design Contract Notice to Proceed | 7/17/2018 | 7/17/2018 |
| Design Completion                 | 12/1/2020 | 2/14/2021 |
| Construction Bid Date             | 3/1/2021  | 5/4/2021  |
| Construction Start                | 7/1/2021  |           |
| Construction Complete             | 12/1/2022 |           |

### PARTICIPATION

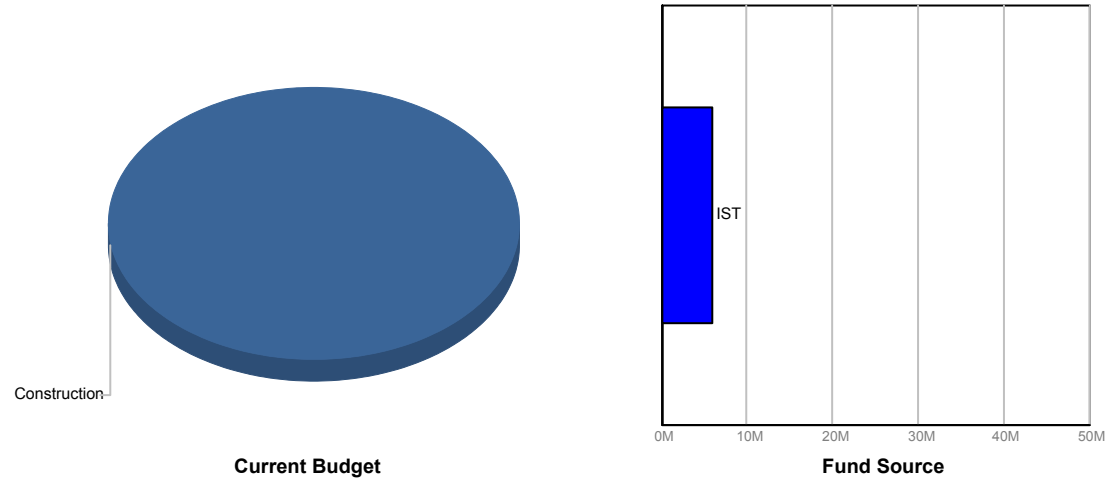
#### Consultant

SBE 25%  
 Local 100%  
 WBE 0%  
 MBE 0%

#### Contractor

SBE TBD  
 Local TBD  
 WBE 0%  
 MBE 0%

### FUNDING



### FINANCIAL SUMMARY

|              | Project Budget     | Committed  | % Committed  | Paid To Date |
|--------------|--------------------|------------|--------------|--------------|
|              | A                  | B          | C=B/A        | D            |
| Construction | \$6,000,000        | \$0        | 0.00%        | \$0          |
| <b>TOTAL</b> | <b>\$6,000,000</b> | <b>\$0</b> | <b>0.00%</b> | <b>\$0</b>   |

### NOTES

This project is funded with 5-Year Road Program (RP) funding and IST funding. Design (using RP funds) is complete. The project was bid on 5/4/21 - with apparent low bid of \$ 11.1m The IST partially funds the construction of the project at \$6m in FY 2020. The project is currently scheduled to begin construction in FY21.

# Monthly Infrastructure Sales Tax Project Report

## Large Cap Projects

Data Date: 8/19/2021

Report Date: 9/8/2021

### DESCRIPTION/TEAM

### SCOPE

### PHOTO

**Project Title:** Australian Ave. from Banyan St. to 45th St.  
**Project Number:** 1658  
**BCC District:** BIAF  
**Delivery Method:** Design CCNA  
**Category:** D04-Drainage Improvements  
**Status:** Design  
**Designer:** TBD  
**Contractor:** TBD (Bid)  
**Project Manager:** Kathleen Farrell

The project will include drainage improvements (piped drainage system) and a new paving surface for a 4-lane divided section with new pathways on both sides along Australian Avenue from Banyan Blvd. to 45th Street.



### SCHEDULE SUMMARY

### PARTICIPATION

### FUNDING

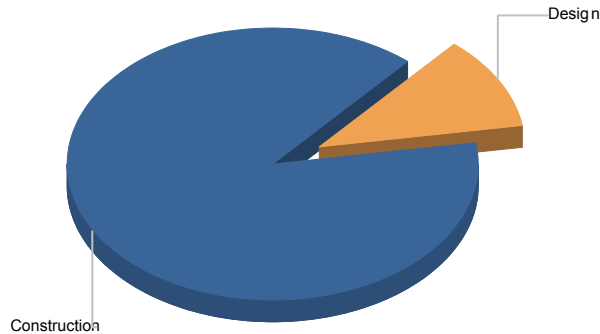
|                       | Original  | Actual |
|-----------------------|-----------|--------|
| Design Start          | 3/1/2022  |        |
| Design Complete       | 9/1/2025  |        |
| Construction Bid Date | 12/1/2025 |        |
| Construction Start    | 4/1/2026  |        |
| Construction Complete | 4/1/2028  |        |

#### Consultant

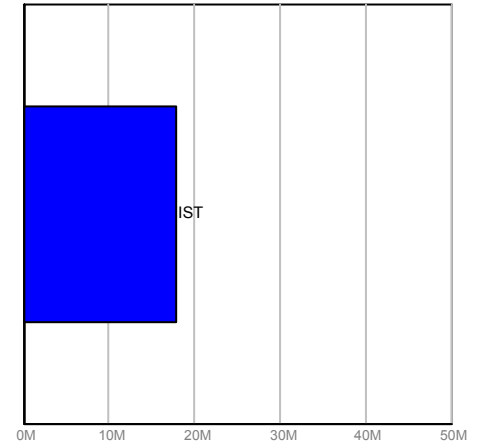
SBE TBD  
 Local TBD  
 WBE TBD  
 MBE TBD

#### Contractor

SBE TBD  
 Local TBD  
 WBE TBD  
 MBE TBD



Current Budget



Fund Source

### FINANCIAL SUMMARY

### NOTES

|              | Project Budget      | Committed      | % Committed  | Paid To Date   |
|--------------|---------------------|----------------|--------------|----------------|
|              | A                   | B              | C=B/A        | D              |
| Design       | \$2,000,000         | \$3,570        | 0.18%        | \$3,570        |
| Construction | \$15,800,000        | \$2,227        | 0.01%        | \$2,227        |
| <b>TOTAL</b> | <b>\$17,800,000</b> | <b>\$5,797</b> | <b>0.03%</b> | <b>\$5,797</b> |

The project is in the Consultant Selection process. Scope and fee negotiation will follow culminating in a design contract. The project is funded for design (\$2m) in FY21 and for construction (\$15.8m) in FY24 and FY25.

# Monthly Infrastructure Sales Tax Project Report

## Large Cap Projects

Data Date: 8/19/2021

Report Date: 9/8/2021

### DESCRIPTION/TEAM

### SCOPE

### PHOTO

**Project Title:** Belvedere Rd canal piping & sidewalk addition (62nd Dr. N. to Haverhill park)  
**Project Number:** 1661  
**BCC District:** 02  
**Delivery Method:** Design CCNA  
**Category:** P04-Pathways  
**Status:** Design  
**Designer:** Keshavarz  
**Contractor:** TBD (Bid)  
**Project Manager:** Kathleen Farrell

This project will add a new sidewalk (SW) on the south side of Belvedere Road from 62nd Dr. N. to the Haverhill park (just east of the E-3 Canal) - connecting to the existing south SW at the park's frontage. The SW may require the piping of Lake Worth Drainage District's (LWDD) L-3 Canal.



### SCHEDULE SUMMARY

|                       | Original | Actual |
|-----------------------|----------|--------|
| Study Complete        | 2/1/2022 |        |
| Design Complete       |          |        |
| Construction Bid Date |          |        |
| Construction Start    |          |        |
| Construction Complete |          |        |

### PARTICIPATION

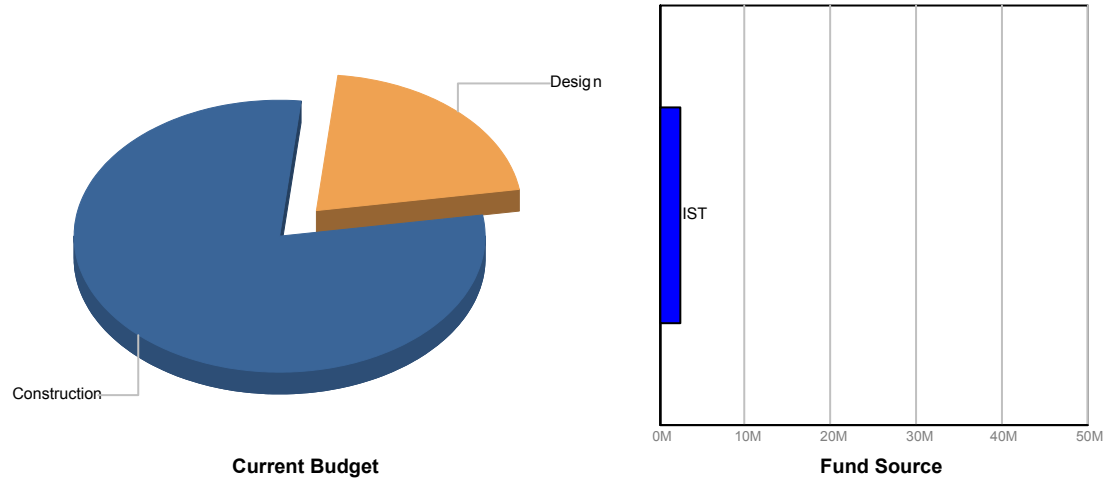
#### Consultant

SBE 50%  
 Local 100%  
 WBE 0%  
 MBE 0%

#### Contractor

SBE TBD  
 Local TBD  
 WBE TBD  
 MBE TBD

### FUNDING



### FINANCIAL SUMMARY

|              | Project Budget     | Committed    | % Committed  | Paid To Date |
|--------------|--------------------|--------------|--------------|--------------|
|              | A                  | B            | C=B/A        | D            |
| Design       | \$500,000          | \$450        | 0.09%        | \$450        |
| Construction | \$1,900,000        | \$0          | 0.00%        | \$0          |
| <b>TOTAL</b> | <b>\$2,400,000</b> | <b>\$450</b> | <b>0.02%</b> | <b>\$450</b> |

### NOTES

The project is in the study phase to determine a more precise work scope. The project is funded for design (\$500k) in FY21 and for construction (\$1.9m) in FY23.




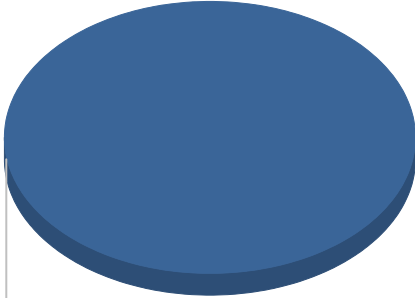
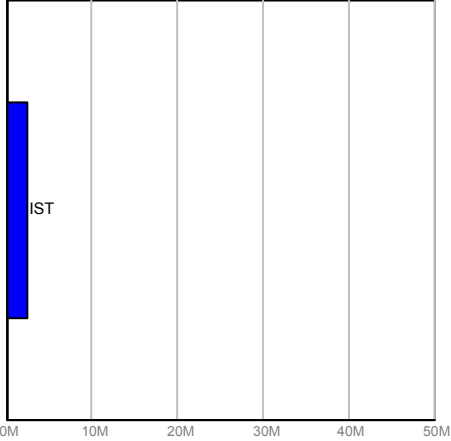
# Monthly Infrastructure Sales Tax Project Report

## Large Cap Projects

Data Date: 8/19/2021

Report Date: 9/8/2021

| DESCRIPTION/TEAM   | SCOPE   | PHOTO   |
|--|---|---|
| <p><b>Project Title:</b> Seacrest Blvd from Gulfstream Blvd. to Hypoluxo Rd.</p> <p>Project Number: 1662</p> <p>BCC District: 07</p> <p>Delivery Method: Annual Construction Contract</p> <p>Category: R04-Resurfacing</p> <p>Status: Construction</p> <p>Designer: N/A</p> <p>Contractor: Ranger</p> <p>Project Manager: Thomas Coppini</p> | <p>Resurfacing 5.8 miles (25.3 lane miles) of Seacrest Boulevard from Gulfstream Boulevard to Hypoluxo Road.</p> <p>FY 2021 IST \$2,400,000</p> |  |

| SCHEDULE SUMMARY  | PARTICIPATION | FUNDING  |        |                  |           |  |                               |          |  |                               |          |  |                           |          |  |                        |          |  |  |   |
|---|---------------|----------|--------|------------------|-----------|--|-------------------------------|----------|--|-------------------------------|----------|--|---------------------------|----------|--|------------------------|----------|--|--|---|
| <table border="1"> <thead> <tr> <th></th> <th>Original</th> <th>Actual</th> </tr> </thead> <tbody> <tr> <td>Drainage Repairs</td> <td>11/1/2021</td> <td></td> </tr> <tr> <td>Milling and Pavement Complete</td> <td>2/1/2022</td> <td></td> </tr> <tr> <td>ADA (Curb/Cut Ramps) Complete</td> <td>4/1/2022</td> <td></td> </tr> <tr> <td>Traffic Striping Complete</td> <td>5/1/2022</td> <td></td> </tr> <tr> <td>Traffic Loops Complete</td> <td>7/1/2022</td> <td></td> </tr> </tbody> </table> |               | Original | Actual | Drainage Repairs | 11/1/2021 |  | Milling and Pavement Complete | 2/1/2022 |  | ADA (Curb/Cut Ramps) Complete | 4/1/2022 |  | Traffic Striping Complete | 5/1/2022 |  | Traffic Loops Complete | 7/1/2022 |  | <p><b>Consultant</b></p> <p>SBE N/A</p> <p>Local N/A</p> <p>WBE N/A</p> <p>MBE N/A</p> <p><b>Contractor</b></p> <p>SBE 15%</p> <p>Local 100%</p> <p>WBE 0%</p> <p>MBE 0%</p> | <div style="text-align: center;">  <p>Construction</p> <p><b>Current Budget</b></p> </div> <div style="text-align: center;">  <p>IST</p> <p><b>Fund Source</b></p> </div> |
|   | Original      | Actual   |        |                  |           |  |                               |          |  |                               |          |  |                           |          |  |                        |          |  |  |   |
| Drainage Repairs  | 11/1/2021     |          |        |                  |           |  |                               |          |  |                               |          |  |                           |          |  |                        |          |  |  |   |
| Milling and Pavement Complete   | 2/1/2022      |          |        |                  |           |  |                               |          |  |                               |          |  |                           |          |  |                        |          |  |  |   |
| ADA (Curb/Cut Ramps) Complete   | 4/1/2022      |          |        |                  |           |  |                               |          |  |                               |          |  |                           |          |  |                        |          |  |  |   |
| Traffic Striping Complete   | 5/1/2022      |          |        |                  |           |  |                               |          |  |                               |          |  |                           |          |  |                        |          |  |  |   |
| Traffic Loops Complete  | 7/1/2022      |          |        |                  |           |  |                               |          |  |                               |          |  |                           |          |  |                        |          |  |  |   |

| FINANCIAL SUMMARY |                    |                  |               |                |
|-------------------|--------------------|------------------|---------------|----------------|
|                   | Project Budget     | Committed        | % Committed   | Paid To Date   |
|                   | A                  | B                | C=B/A         | D              |
| Construction      | \$2,400,000        | \$441,782        | 18.41%        | \$2,557        |
| <b>TOTAL</b>      | <b>\$2,400,000</b> | <b>\$441,782</b> | <b>18.41%</b> | <b>\$2,557</b> |

**NOTES**


Outstanding work includes drainage repairs, milling and paving, updating ADA ramps, restriping the road, and replacing traffic loops.

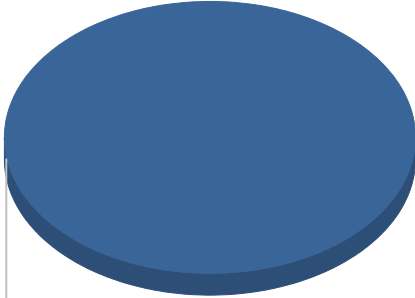
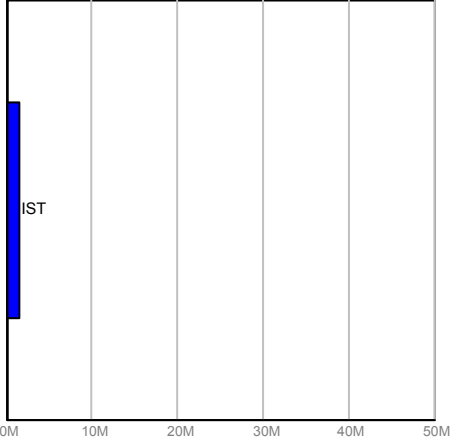
# Monthly Infrastructure Sales Tax Project Report

## Large Cap Projects

Data Date: 8/19/2021

Report Date: 9/8/2021

| DESCRIPTION/TEAM  | SCOPE   | PHOTO   |
|---|---|---|
| <p><b>Project Title:</b> Hypoluxo Rd. from Military Trail to U.S. 1</p> <p>Project Number: 1663<br/>                     BCC District: Multiple<br/>                     Delivery Method: Annual Construction Contract<br/>                     Category: R04-Resurfacing<br/>                     Status: Construction<br/>                     Designer: N/A<br/>                     Contractor: Ranger<br/>                     Project Manager: Thomas Coppini</p> | <p>Resurfacing 3.7 miles (21.2 lane miles) of Hypoluxo Road from Military Trail to US 1.</p> <p>FY 2021 IST \$1,400,000</p> |  |

| SCHEDULE SUMMARY   | PARTICIPATION | FUNDING   |        |                               |          |           |                               |          |  |                           |          |  |                        |          |  |   |   |
|--|---------------|-----------|--------|-------------------------------|----------|-----------|-------------------------------|----------|--|---------------------------|----------|--|------------------------|----------|--|---|---|
| <table border="1"> <thead> <tr> <th></th> <th>Original</th> <th>Actual</th> </tr> </thead> <tbody> <tr> <td>Milling and Pavement Complete</td> <td>2/1/2021</td> <td>5/11/2021</td> </tr> <tr> <td>ADA (Curb/Cut Ramps) Complete</td> <td>4/1/2021</td> <td></td> </tr> <tr> <td>Traffic Striping Complete</td> <td>5/1/2021</td> <td></td> </tr> <tr> <td>Traffic Loops Complete</td> <td>7/1/2021</td> <td></td> </tr> </tbody> </table> |               | Original  | Actual | Milling and Pavement Complete | 2/1/2021 | 5/11/2021 | ADA (Curb/Cut Ramps) Complete | 4/1/2021 |  | Traffic Striping Complete | 5/1/2021 |  | Traffic Loops Complete | 7/1/2021 |  | <p><b>Consultant</b></p> <p>SBE N/A<br/>                     Local N/A<br/>                     WBE N/A<br/>                     MBE N/A</p> <p><b>Contractor</b></p> <p>SBE 5%<br/>                     Local 100%<br/>                     WBE 0%<br/>                     MBE 0%</p> | <div style="text-align: center;">  <p>Construction</p> <p><b>Current Budget</b></p> </div> <div style="text-align: center;">  <p>IST</p> <p><b>Fund Source</b></p> </div> |
|  | Original      | Actual    |        |                               |          |           |                               |          |  |                           |          |  |                        |          |  |   |   |
| Milling and Pavement Complete  | 2/1/2021      | 5/11/2021 |        |                               |          |           |                               |          |  |                           |          |  |                        |          |  |   |   |
| ADA (Curb/Cut Ramps) Complete  | 4/1/2021      |           |        |                               |          |           |                               |          |  |                           |          |  |                        |          |  |   |   |
| Traffic Striping Complete  | 5/1/2021      |           |        |                               |          |           |                               |          |  |                           |          |  |                        |          |  |   |   |
| Traffic Loops Complete   | 7/1/2021      |           |        |                               |          |           |                               |          |  |                           |          |  |                        |          |  |   |   |

| FINANCIAL SUMMARY |                    |                    |               |                    |
|-------------------|--------------------|--------------------|---------------|--------------------|
|                   | Project Budget     | Committed          | % Committed   | Paid To Date       |
|                   | A                  | B                  | C=B/A         | D                  |
| Construction      | \$1,400,000        | \$1,376,159        | 98.30%        | \$1,376,159        |
| <b>TOTAL</b>      | <b>\$1,400,000</b> | <b>\$1,376,159</b> | <b>98.30%</b> | <b>\$1,376,159</b> |

**NOTES**


Outstanding work includes, updating ADA ramps, restriping the road, and replacing traffic loops.

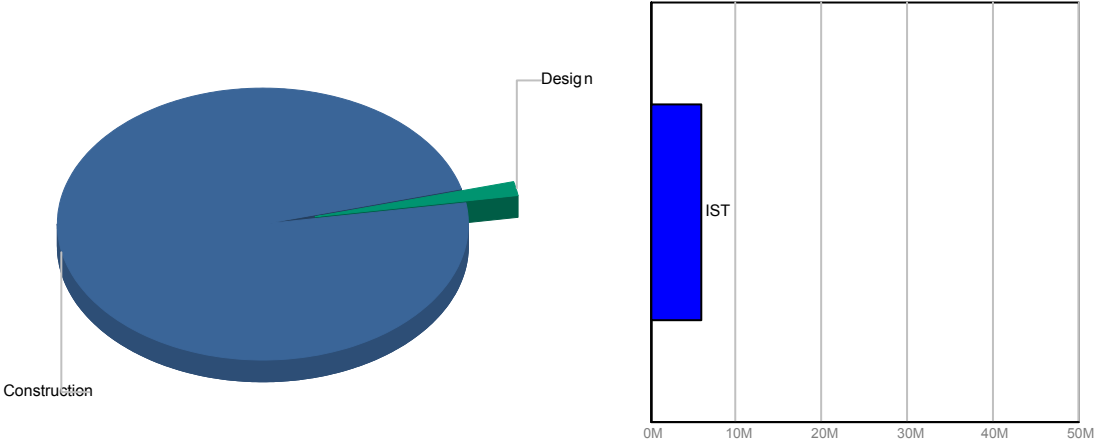
# Monthly Infrastructure Sales Tax Project Report

## Large Cap Projects

Data Date: 8/19/2021

Report Date: 9/8/2021

| DESCRIPTION/TEAM  | SCOPE  | PHOTO   |
|---|--|---|
| <p><b>Project Title:</b> Lake Lytal Aquatic Center Replace Public Aquatic Facility</p> <p>Project Number: 17218</p> <p>BCC District: 02</p> <p>Delivery Method: Construction Management at Risk</p> <p>Category: A02-Aquatic Facility Repair and Replacement</p> <p>Status: Design</p> <p>Designer: Harvard Jolly, Inc.</p> <p>Contractor: Kauffman Lynn</p> <p>Project Manager: Rosalyn Acosta</p> | <p>The project entails constructing a new multi-phase Aquatic Complex mainly on undeveloped land along Kirk Rd. within Lake Lytal Park. The existing Pool Facility is to be demolished once the new aquatic center is opened to the public. The major components of the new Aquatic Complex will be a 70 Meter competition pool with dive well, a family water play area, 6-lane warm-up pool, flow riders, slides and building amenities such as restrooms, lockers, concession stand.</p> <p>FY 2017 IST - \$4,000,000<br/>FY 2018 IST - \$2,000,000</p> |  |

| SCHEDULE SUMMARY   | PARTICIPATION | FUNDING   |        |               |           |           |                            |           |           |                               |            |  |                    |          |  |                        |          |  |                    |          |  |  |  |
|--|---------------|-----------|--------|---------------|-----------|-----------|----------------------------|-----------|-----------|-------------------------------|------------|--|--------------------|----------|--|------------------------|----------|--|--------------------|----------|--|--|--|
| <table border="1"> <thead> <tr> <th></th> <th>Original</th> <th>Actual</th> </tr> </thead> <tbody> <tr> <td>Project Start</td> <td>4/19/2018</td> <td>4/19/2018</td> </tr> <tr> <td>Design Start (Master Plan)</td> <td>7/10/2018</td> <td>7/10/2018</td> </tr> <tr> <td>Design Start (Aquatic Center)</td> <td>11/20/2018</td> <td></td> </tr> <tr> <td>Construction Start</td> <td>7/1/2019</td> <td></td> </tr> <tr> <td>Substantial Completion</td> <td>7/1/2020</td> <td></td> </tr> <tr> <td>Project Completion</td> <td>9/1/2020</td> <td></td> </tr> </tbody> </table> |               | Original  | Actual | Project Start | 4/19/2018 | 4/19/2018 | Design Start (Master Plan) | 7/10/2018 | 7/10/2018 | Design Start (Aquatic Center) | 11/20/2018 |  | Construction Start | 7/1/2019 |  | Substantial Completion | 7/1/2020 |  | Project Completion | 9/1/2020 |  | <p><b>Consultant</b></p> <p>SBE 30%</p> <p>Local 100%</p> <p>WBE N/A</p> <p>MBE N/A</p> <p><b>Contractor</b></p> <p>SBE TBD</p> <p>Local TBD</p> <p>WBE TBD</p> <p>MBE TBD</p> |  <p style="text-align: center;"><b>Current Budget</b></p> <p style="text-align: center;"><b>Fund Source</b></p> |
|  | Original      | Actual    |        |               |           |           |                            |           |           |                               |            |  |                    |          |  |                        |          |  |                    |          |  |  |  |
| Project Start  | 4/19/2018     | 4/19/2018 |        |               |           |           |                            |           |           |                               |            |  |                    |          |  |                        |          |  |                    |          |  |  |  |
| Design Start (Master Plan)   | 7/10/2018     | 7/10/2018 |        |               |           |           |                            |           |           |                               |            |  |                    |          |  |                        |          |  |                    |          |  |  |  |
| Design Start (Aquatic Center)  | 11/20/2018    |           |        |               |           |           |                            |           |           |                               |            |  |                    |          |  |                        |          |  |                    |          |  |  |  |
| Construction Start   | 7/1/2019      |           |        |               |           |           |                            |           |           |                               |            |  |                    |          |  |                        |          |  |                    |          |  |  |  |
| Substantial Completion   | 7/1/2020      |           |        |               |           |           |                            |           |           |                               |            |  |                    |          |  |                        |          |  |                    |          |  |  |  |
| Project Completion   | 9/1/2020      |           |        |               |           |           |                            |           |           |                               |            |  |                    |          |  |                        |          |  |                    |          |  |  |  |

| FINANCIAL SUMMARY               |                    |                  |              |                 |
|---------------------------------|--------------------|------------------|--------------|-----------------|
|                                 | Project Budget     | Committed        | % Committed  | Paid To Date    |
|                                 | A                  | B                | C=B/A        | D               |
| Design                          | \$100,000          | \$53,801         | 53.80%       | \$53,801        |
| Construction                    | \$5,900,000        | \$86,785         | 1.47%        | \$400           |
| Furniture, Fixtures & Equipment | \$0                | \$0              | 0.00%        | \$0             |
| Other                           | \$0                | \$37,316         | 0.00%        | \$37,316        |
| Contingency                     | \$0                | \$0              | 0.00%        | \$0             |
| <b>TOTAL</b>                    | <b>\$6,000,000</b> | <b>\$177,903</b> | <b>2.97%</b> | <b>\$91,517</b> |

**NOTES**

Consultant's CSA was approved by the BCC on 8/17. Proceeding with traffic study, master planning and initial civil design and proposal for the balance of the design.

# Monthly Infrastructure Sales Tax Project Report

## Large Cap Projects

Data Date: 8/19/2021

Report Date: 9/8/2021

### DESCRIPTION/TEAM

### SCOPE

### PHOTO

**Project Title:** Community Park - Paulette Burdick Park  
**Project Number:** 18230  
**BCC District:** CW  
**Delivery Method:** TBD  
**Category:** N02-New Park Development  
**Status:** Design  
**Designer:** Urban Design Kilday Studio  
**Contractor:** TBD  
**Project Manager:** Rosalyn Acosta

Construction of a neighborhood park that will service Cam Estates neighborhood, Meadowbrook and Plantation CCRT areas. The Park will mainly feature a walking pathway, children's playground and basketball courts.

IST Funding included in Current FY Budget: \$1,000,000  
 IST Funding included in FY2023 Budget: \$4,900,000



### SCHEDULE SUMMARY

|                                | Original  | Actual     |
|--------------------------------|-----------|------------|
| Pre-Scope meeting with User    | 8/7/2018  | 8/7/2018   |
| Final Concept Drawings (Parks) | 8/15/2018 | 8/15/2018  |
| Pre-Scope with Consultant      | 8/29/2018 | 8/29/2018  |
| Project Start (Due Diligence)  | 11/1/2018 | 11/28/2018 |
| Design Start                   | 1/7/2019  | 12/8/2020  |
| Construction Start             | 4/1/2019  |            |
| Substantial Completion         | 9/1/2019  |            |
| Project Completion             | 10/1/2019 |            |

### PARTICIPATION

#### Consultant

SBE 100%

Local 100%

WBE N/A

MBE N/A

#### Contractor

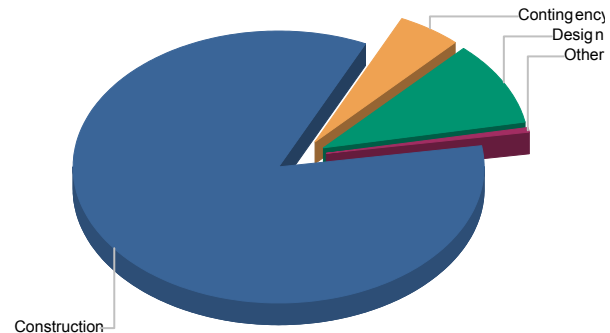
SBE TBD

Local TBD

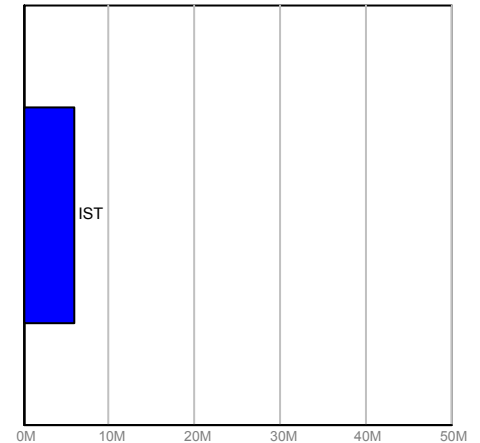
WBE TBD

MBE TBD

### FUNDING



Current Budget



Fund Source

### FINANCIAL SUMMARY

|                                 | Project Budget     | Committed        | % Committed  | Paid To Date     |
|---------------------------------|--------------------|------------------|--------------|------------------|
|                                 | A                  | B                | C=B/A        | D                |
| Design                          | \$590,000          | \$75,082         | 12.73%       | \$75,082         |
| Construction                    | \$5,015,000        | \$71,236         | 1.42%        | \$71,235         |
| Furniture, Fixtures & Equipment | \$0                | \$0              | 0.00%        | \$0              |
| Other                           | \$32,965           | \$33,190         | 100.68%      | \$33,190         |
| Contingency                     | \$295,000          | \$0              | 0.00%        | \$0              |
| <b>TOTAL</b>                    | <b>\$5,932,965</b> | <b>\$179,508</b> | <b>3.03%</b> | <b>\$179,508</b> |

### NOTES


On 8/30/2021 CID notified P&R department that PREMs efforts to reach the encroaching neighbors have not been successful; also that we should proceed with design encompassing the entire property. P&R directed CID to proceed with design.

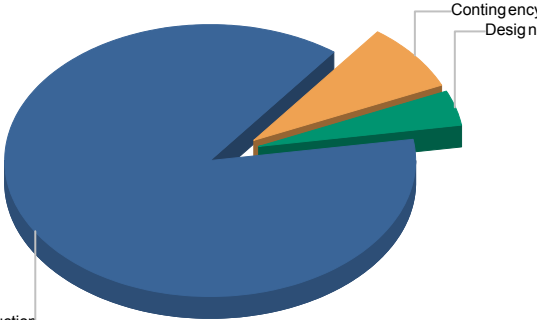
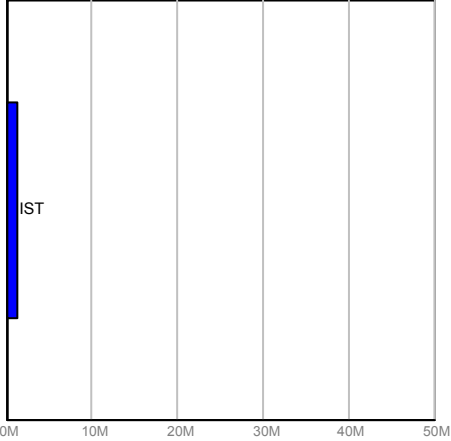
# Monthly Infrastructure Sales Tax Project Report

## Large Cap Projects

Data Date: 8/19/2021

Report Date: 9/8/2021

| DESCRIPTION/TEAM   | SCOPE  | PHOTO   |
|--|--|---|
| <p><b>Project Title:</b> Lake Worth West Substation</p> <p>Project Number: B607<br/>                     BCC District: Multiple<br/>                     Delivery Method: Construction Manager at Risk<br/>                     Category: S06-Sheriff - FDO<br/>                     Status: Design<br/>                     Designer: Ohlson Lavoie Collaborative<br/>                     Contractor: D Stephenson<br/>                     Project Manager: Sunil Jagoo</p> | <p>Provide dedicated office(s) within the HRC2 building (project-19220) for PBSO field personnel's use. Additional interior improvements include a multipurpose room for PBSO training purposes and HRC/community programming, as well as restrooms, circulation area, and other incidental improvements.</p> <p>FY 2019 IST \$1,213,460</p> |  |

| SCHEDULE SUMMARY   | PARTICIPATION | FUNDING |   |  |   |  |
|--|---------------|---------|---|--|---|--|
| <table border="1"> <thead> <tr> <th>Original</th> <th>Actual</th> </tr> </thead> <tbody> <tr> <td colspan="2">Please Refer to Central County Resource</td> </tr> </tbody> </table> | Original      | Actual  | Please Refer to Central County Resource |  | <p><b>Consultant</b></p> <p>SBE TBD<br/>                     Local TBD<br/>                     WBE TBD<br/>                     MBE TBD</p> <p><b>Contractor</b></p> <p>SBE TBD<br/>                     Local TBD<br/>                     WBE TBD<br/>                     MBE TBD</p> |  <p style="text-align: center;"><b>Current Budget</b></p>  <p style="text-align: center;"><b>Fund Source</b></p> |
| Original   | Actual        |         |   |  |   |  |
| Please Refer to Central County Resource  |               |         |   |  |   |  |

| FINANCIAL SUMMARY |                    |                |              |                |
|-------------------|--------------------|----------------|--------------|----------------|
|                   | Project Budget     | Committed      | % Committed  | Paid To Date   |
|                   | A                  | B              | C=B/A        | D              |
| Design            | \$50,000           | \$2,227        | 4.45%        | \$2,227        |
| Construction      | \$1,063,460        | \$4,868        | 0.46%        | \$4,868        |
| Contingency       | \$100,000          | \$0            | 0.00%        | \$0            |
| <b>TOTAL</b>      | <b>\$1,213,460</b> | <b>\$7,095</b> | <b>0.58%</b> | <b>\$7,095</b> |

**NOTES**

Please refer to the Central County Resource Center report for current status and material project updates.



# Monthly Infrastructure Sales Tax Project Report

## Large Cap Projects

Data Date: 8/19/2021

Report Date: 9/8/2021

### DESCRIPTION/TEAM

### SCOPE

### PHOTO

**Project Title: Housing Units for Homeless, Extremely Low Income, & Low Income**

Project Number: Q001  
 BCC District: CW  
 Delivery Method: TBD  
 Category: H02-Housing  
 Status: Design  
 Designer: TBD  
 Contractor: TBD  
 Project Manager: Eric McClellan

This project involves the acquisition and renovation of older, possibly run down motel properties into efficiency units for use as temporary or longer term affordable housing for homeless and special populations.

This Project is funded in:  
 FY 2017 - FY 2026 for \$2,550,000 each year for a total project estimate at \$25,500,000.



### SCHEDULE SUMMARY

### PARTICIPATION

### FUNDING

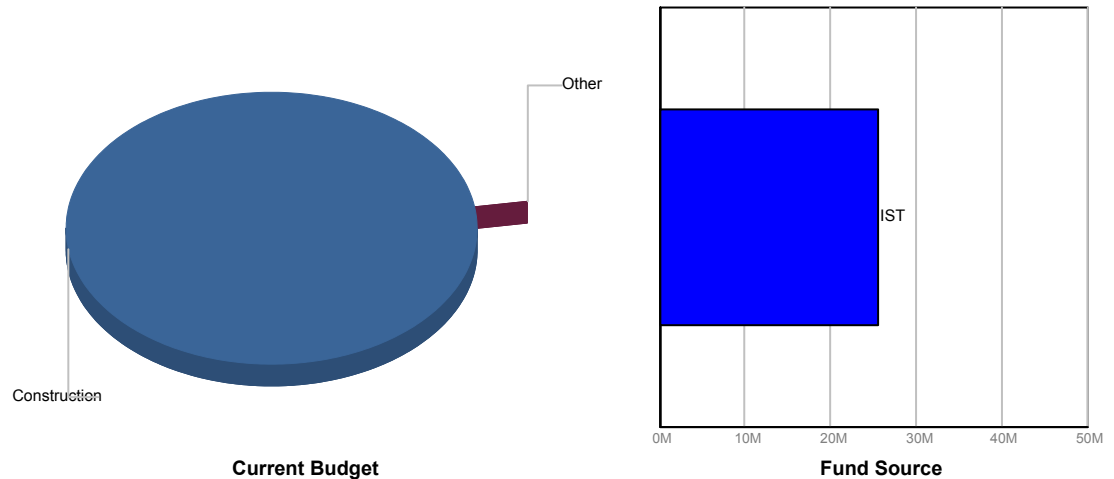
|                        | Original   | Actual     |
|------------------------|------------|------------|
| Project Start          | 9/1/2017   | 9/1/2017   |
| Construction Start     |            |            |
| Substantial Completion |            |            |
| Project Completion     |            |            |
| Design Start           |            |            |
| RFP Development Start  | 12/1/2017  | 12/1/2017  |
| RFP Release            | 11/26/2018 | 12/19/2019 |
| RFP Award              |            |            |

#### Consultant

SBE TBD  
 Local TBD  
 WBE N/A  
 MBE N/A

#### Contractor

SBE TBD  
 Local TBD  
 WBE TBD  
 MBE TBD



Current Budget

Fund Source

### FINANCIAL SUMMARY

### NOTES

|                                 | Project Budget      | Committed          | % Committed  | Paid To Date     |
|---------------------------------|---------------------|--------------------|--------------|------------------|
|                                 | A                   | B                  | C=B/A        | D                |
| Design                          | \$0                 | \$11,950           | 0.00%        | \$11,550         |
| Construction                    | \$25,470,000        | \$1,010,805        | 3.97%        | \$578,680        |
| Furniture, Fixtures & Equipment | \$0                 | \$0                | 0.00%        | \$0              |
| Other                           | \$30,000            | \$44,231           | 147.44%      | \$44,231         |
| Contingency                     | \$0                 | \$0                | 0.00%        | \$0              |
| <b>TOTAL</b>                    | <b>\$25,500,000</b> | <b>\$1,066,985</b> | <b>4.18%</b> | <b>\$634,461</b> |


This Project will fund multiple projects over the 10 year period. Direction from the BCC was given on 9/26/2017 to proceed with an affordable housing pilot project . Staff of FD&O, DHES, Community Services, and Administration presented a proposed Project Plan for the remainder of the funding at a BCC Workshop on February 26, 2019 and received direction. The RFP for the Cottage Homes pilot project was awarded by the BCC to the WPB Housing Authority on January 12, 2021. Design by the WPBHA is now in progress. An allocation of \$1M toward renovation of a non-congregate shelter in Pahokee was approved by the BCC on Sept. 15, 2020. Development of a solicitation is now commencing on the next phase of the Project Plan (i.e. Tax Deed Surplus Property Conveyance and Housing Authorities Incentive Funding).

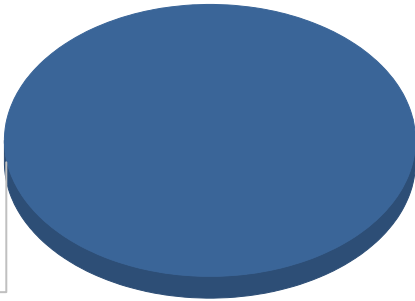
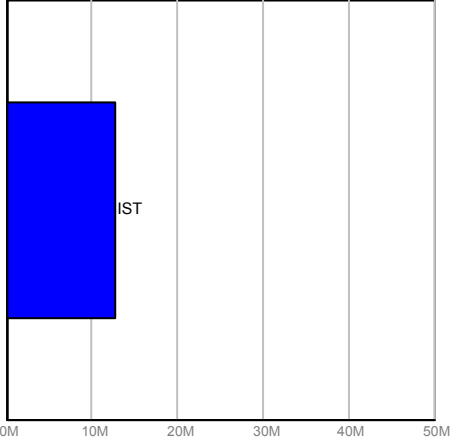
# Monthly Infrastructure Sales Tax Project Report

## Large Cap Projects

Data Date: 8/19/2021

Report Date: 9/8/2021

| DESCRIPTION/TEAM  | SCOPE  | PHOTO   |
|---|--|---|
| <p><b>Project Title:</b> Vehicle Replacement</p> <p>Project Number: Q007<br/>                     BCC District: Multiple<br/>                     Delivery Method: Direct Purchase<br/>                     Category: S04-Sheriff<br/>                     Status: Construction<br/>                     Designer: N/A<br/>                     Contractor: N/A<br/>                     Project Manager: Isami Ayala-Collazo</p> | <p>This project funds the replacement of PBSO public safety vehicles and related equipment (other than radios), tools and/or services.</p> <p>FY 18 Funds: \$3,650,513<br/>                     FY 19 Funds: \$3,650,513<br/>                     FY 20 Funds: \$3,650,514<br/>                     FY 24 Funds: \$1,669,963</p> |  |

| SCHEDULE SUMMARY  | PARTICIPATION | FUNDING  |        |                 |           |          |                      |           |  |   |  |
|---|---------------|----------|--------|-----------------|-----------|----------|----------------------|-----------|--|---|--|
| <table border="1"> <thead> <tr> <th></th> <th>Original</th> <th>Actual</th> </tr> </thead> <tbody> <tr> <td>1 Project Start</td> <td>10/1/2018</td> <td>5/1/2018</td> </tr> <tr> <td>2 Project Completion</td> <td>9/30/2024</td> <td></td> </tr> </tbody> </table> |               | Original | Actual | 1 Project Start | 10/1/2018 | 5/1/2018 | 2 Project Completion | 9/30/2024 |  | <p><b>Consultant</b></p> <ul style="list-style-type: none"> <li>SBE N/A</li> <li>Local N/A</li> <li>WBE N/A</li> <li>MBE N/A</li> </ul> <p><b>Contractor</b></p> <ul style="list-style-type: none"> <li>SBE N/A</li> <li>Local N/A</li> <li>WBE N/A</li> <li>MBE N/A</li> </ul> |  <p style="text-align: center;"><b>Current Budget</b></p>  <p style="text-align: center;"><b>Fund Source</b></p> |
|   | Original      | Actual   |        |                 |           |          |                      |           |  |   |  |
| 1 Project Start   | 10/1/2018     | 5/1/2018 |        |                 |           |          |                      |           |  |   |  |
| 2 Project Completion  | 9/30/2024     |          |        |                 |           |          |                      |           |  |   |  |

| FINANCIAL SUMMARY               |                     |                     |               |                     |
|---------------------------------|---------------------|---------------------|---------------|---------------------|
|                                 | Project Budget      | Committed           | % Committed   | Paid To Date        |
|                                 | A                   | B                   | C=B/A         | D                   |
| Furniture, Fixtures & Equipment | \$12,621,503        | \$10,933,034        | 86.62%        | \$10,933,034        |
| Other                           | \$0                 | \$0                 | 0.00%         | \$0                 |
| <b>TOTAL</b>                    | <b>\$12,621,503</b> | <b>\$10,933,034</b> | <b>86.62%</b> | <b>\$10,933,034</b> |

**NOTES**

Prioritization, identification and cost of specific assets are determined by the Sheriff's Office with administration support being performed by FD&O through a Project Funding Agreement with the County.

# Monthly Infrastructure Sales Tax Project Report

## Large Cap Projects

Data Date: 8/19/2021

Report Date: 9/8/2021

### DESCRIPTION/TEAM

### SCOPE

### PHOTO

**Project Title:** Animal Care & Control

Project Number: Q008  
 BCC District: CW  
 Delivery Method: Construction Manager at Risk  
 Category: G02-General Government Facilities  
 Status: Design  
 Designer: PGAL  
 Contractor: Wharton-Smith  
 Project Manager: Rich Avery

The Animal Care & Control Renovation & Expansion project for the Belvedere Rd. campus includes: renovations to existing buildings for improved functionality; possible replacement of non-air conditioned kennel buildings with air-conditioned kennel buildings pending evaluation, pricing and approval; and the creation of new spaces necessary to facilitate current and future projected operational needs. The cost of the project includes cost-estimating services necessary in order to validate the project scope, which was derived jointly by FDO & the ACC Division via a needs assessment and programming document, as well as interim arrangements to sustain continuous operations during construction.



### SCHEDULE SUMMARY

|                                   | Original  | Actual    |
|-----------------------------------|-----------|-----------|
| PROGRAMMING                       | 10/1/2018 | 10/1/2018 |
| Commence Design Comparative Study | 7/24/2019 | 7/24/2019 |
| Design Start                      | 2/3/2020  | 12/2/2020 |
| Construction Start                | 12/1/2020 |           |
| Substantial Completion            | 7/3/2023  |           |

### PARTICIPATION

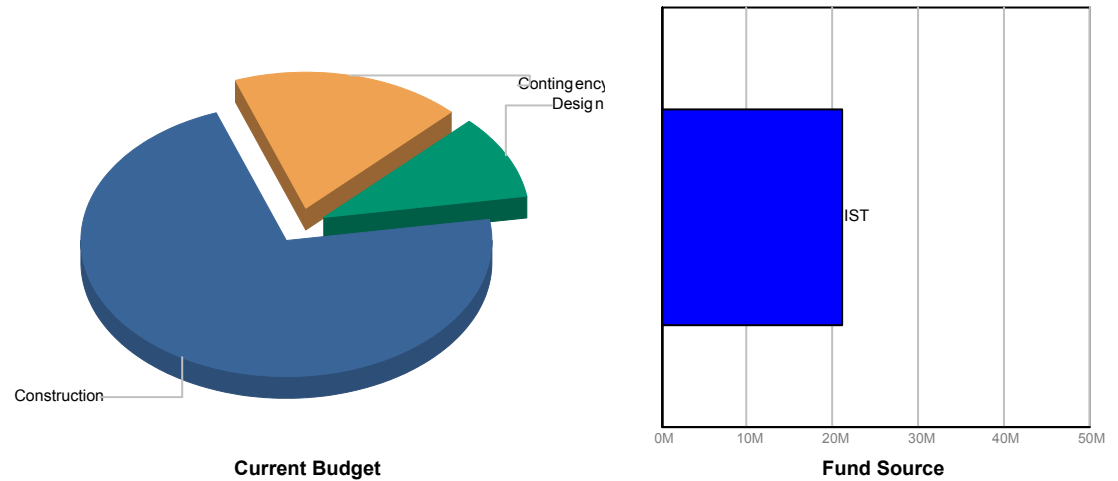
**Consultant**

SBE 20%  
 Local 100%  
 WBE N/A  
 MBE N/A

**Contractor**

SBE 13.04%  
 Local 13.04%  
 WBE 13.04%  
 MBE 13.04%

### FUNDING



### FINANCIAL SUMMARY

|              | Project Budget      | Committed          | % Committed  | Paid To Date     |
|--------------|---------------------|--------------------|--------------|------------------|
|              | A                   | B                  | C=B/A        | D                |
| Design       | \$2,100,000         | \$868,205          | 41.34%       | \$361,457        |
| Construction | \$15,120,000        | \$213,791          | 1.41%        | \$212,057        |
| Contingency  | \$3,780,000         | \$0                | 0.00%        | \$0              |
| <b>TOTAL</b> | <b>\$21,000,000</b> | <b>\$1,081,996</b> | <b>5.15%</b> | <b>\$573,514</b> |

### NOTES

No status change. The architect has completed the gathering of information phase and has commenced with compiling and creating the final schematic design package for submission to the County.

# Monthly Infrastructure Sales Tax Project Report

## Large Cap Projects

Data Date: 8/19/2021

Report Date: 9/8/2021

### DESCRIPTION/TEAM

### SCOPE

### PHOTO

**Project Title:** Central County Housing Resource Center  
**Project Number:** Q009  
**BCC District:** CW  
**Delivery Method:** Construction Manager at Risk  
**Category:** H02-Housing  
**Status:** Design  
**Designer:** Ohlson Lavoie Collaborative  
**Contractor:** D Stephenson  
**Project Manager:** Sunil Jagoo

The Homeless Resource Center 2 (HRC 2) is to provide an effective Crisis Response System that provides immediate and easy access to safe and decent temporary shelter to County residents that need it and aims to re-house people as quickly as possible while receiving wrap-around social services. The facility will compliment the County's existing Senator Philip D. Lewis Center in West Palm Beach and will consist of approximately 19,000 square feet to support 74 client beds, dining and service delivery/office areas, restrooms, laundry facilities, an intake lobby, and other incidental interior and exterior improvements. Co-located within the facility will be the improvements identified in the IST Project Plan titled PBSO Lake Worth West Substation.



### SCHEDULE SUMMARY

### PARTICIPATION

### FUNDING

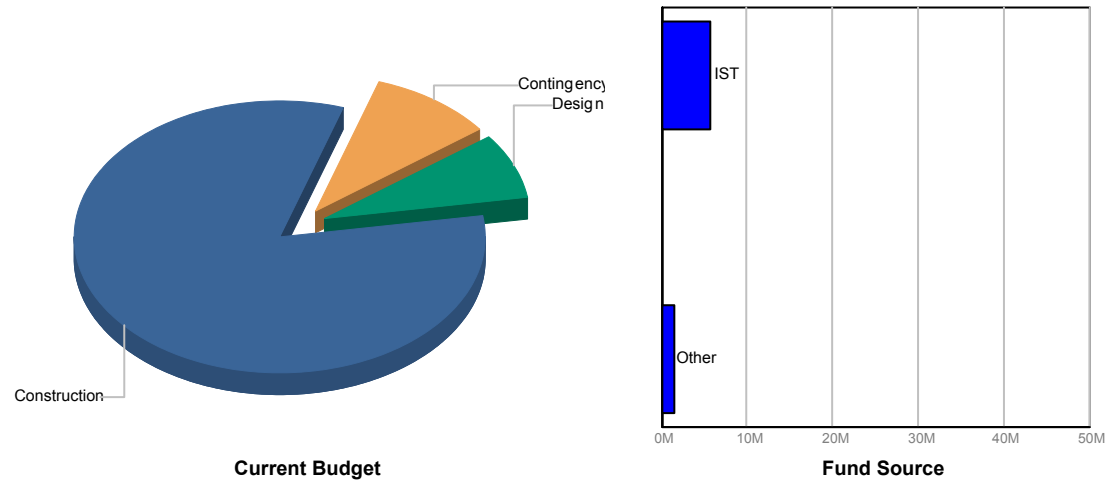
|                           | Original   | Actual     |
|---------------------------|------------|------------|
| Program Development       | 11/1/2017  | 11/1/2017  |
| Public Outreach           | 2/1/2019   | 2/1/2019   |
| Design Team Solicitation  | 5/1/2019   | 9/30/2020  |
| CM Solicitation           | 9/1/2019   | 11/26/2019 |
| Schematic Design          | 11/11/2019 | 1/31/2020  |
| Design Development        | 5/1/2020   | 9/28/2020  |
| Construction Documents    | 10/1/2020  | 2/23/2021  |
| Permitting                | 1/1/2021   |            |
| Construction              | 6/1/2021   |            |
| CO/Substantial Completion | 9/1/2022   |            |
| Occupancy                 | 10/3/2022  |            |

**Consultant**

SBE 0%  
 Local 25%  
 WBE 0%  
 MBE 0%

**Contractor**

SBE TBD  
 Local TBD  
 WBE TBD  
 MBE TBD



### FINANCIAL SUMMARY

### NOTES

|              | Project Budget     | Committed        | % Committed  | Paid To Date     |
|--------------|--------------------|------------------|--------------|------------------|
|              | A                  | B                | C=B/A        | D                |
| Design       | \$550,000          | \$76,436         | 13.90%       | \$65,573         |
| Construction | \$5,874,843        | \$52,384         | 0.89%        | \$52,384         |
| Contingency  | \$700,000          | \$0              | 0.00%        | \$0              |
| <b>TOTAL</b> | <b>\$7,124,843</b> | <b>\$128,820</b> | <b>1.81%</b> | <b>\$117,957</b> |

Zoning Site Plan has been approved. Comments on the Building permit application have all been received. The design team is working on the revised plans. Value engineering is ongoing in response to the proposed GMP. Funding includes \$5.7 M from IST in FY19 and CDBG funds in the total amount of \$1,424,843

# Monthly Infrastructure Sales Tax Project Report

## Large Cap Projects

Data Date: 8/19/2021

Report Date: 9/8/2021

### DESCRIPTION/TEAM

### SCOPE

### PHOTO

**Project Title:** South County Administrative Complex

Project Number: Q010  
 BCC District: 07  
 Delivery Method: Varies  
 Category: G02-General Government Facilities  
 Status: Design  
 Designer: Varies  
 Contractor: Varies  
 Project Manager: Eric McClellan

This project funds essential Renewal and Replacement (R&R) needs to sustain the continuous operation of this 40+ year old complex prior to its future redevelopment. As such there is no defined scope of work. Any funds remaining at such time that redevelopment is funded would be utilized toward professional design services for the redevelopment. Funding includes \$3M each in FY 2020 and FY 2021, for a total of \$6M.



### SCHEDULE SUMMARY

### PARTICIPATION

### FUNDING

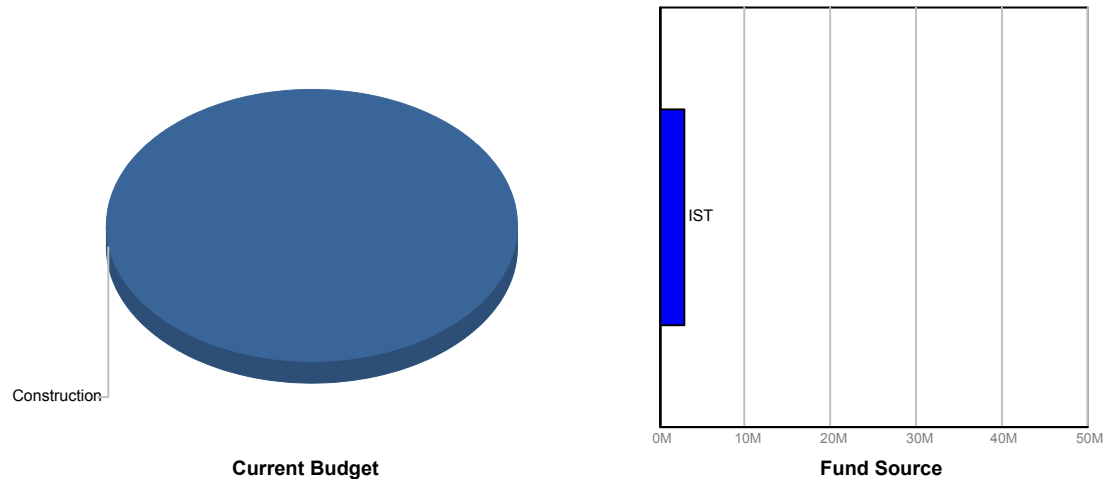
| Original                             | Actual |
|--------------------------------------|--------|
| N/A. See notes for current activity. |        |

#### Consultant

SBE 100%  
 Local 100%  
 WBE 78.6%  
 MBE 0%

#### Contractor

SBE TBD  
 Local TBD  
 WBE TBD  
 MBE TBD



### FINANCIAL SUMMARY

### NOTES

|              | Project Budget     | Committed        | % Committed  | Paid To Date    |
|--------------|--------------------|------------------|--------------|-----------------|
|              | A                  | B                | C=B/A        | D               |
| Construction | \$3,000,000        | \$124,717        | 4.16%        | \$59,062        |
| Other        | \$0                | \$3,967          | 0.00%        | \$2,916         |
| <b>TOTAL</b> | <b>\$3,000,000</b> | <b>\$128,685</b> | <b>4.29%</b> | <b>\$61,978</b> |

Paved vehicular surfaces throughout the complex are in need of R&R. Reconfiguration of a driveway for improved circulation, consistency with intended future site development and cross access with an adjacent property will be implemented same time to preclude future duplication of work and lost investment. Procurement of planning and design services to permit this scope of work is nearing completion.

A scope of work for other R&R needs is currently under development.

# Monthly Infrastructure Sales Tax Project Report

## Large Cap Projects

Data Date: 8/19/2021

Report Date: 9/8/2021

### DESCRIPTION/TEAM

### SCOPE

### PHOTO

**Project Title:** Detention Center Facilities R/R (Phases 3-5)  
**Project Number:** Q019  
**BCC District:** Multiple  
**Delivery Method:** Construction Management  
**Category:** S06-Sheriff - FDO  
**Status:** Construction  
**Designer:** Leo A. Daly  
**Contractor:** Hedrick Brothers Construction  
**Project Manager:** Jeffrey Halverson

Phases 3-5 consist of the East Tower and West Tower which are located at the Main Detention Center. The West Detention Center is located in Belle Glade. The design for both towers and the West Detention Center will require repairing and replacing MEP, Fire Sprinkler System, Low Voltage Systems and interior finishes.  
 Detention Center Facilities R/R (Phases 3-5)  
 FY 2018 IST \$8,500,000  
 FY 2019 IST \$14,700,000  
 FY 2020 IST \$9,800,000



### SCHEDULE SUMMARY

|                                   | Original   | Actual    |
|-----------------------------------|------------|-----------|
| East Tower Design Start           | 11/12/2018 | 7/11/2019 |
| East Tower Construction Start     | 10/14/2019 |           |
| East Tower Substantial Completion | 11/10/2020 |           |

### PARTICIPATION

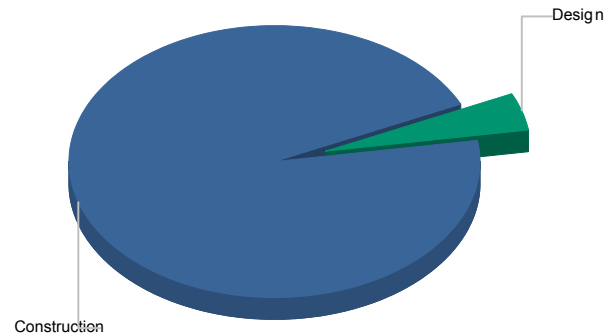
#### Consultant

SBE 19.88%  
 Local 67%  
 WBE N/A  
 MBE N/A

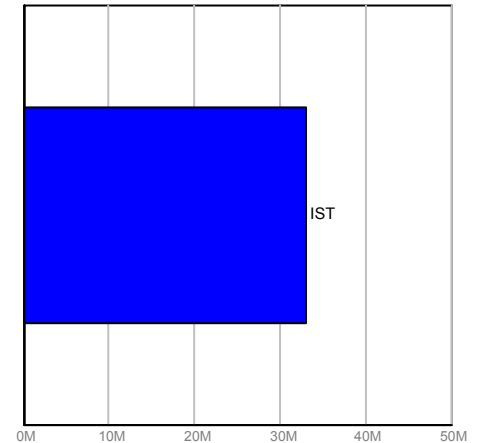
#### Contractor

SBE 63%  
 Local 84%  
 WBE N/A  
 MBE N/A

### FUNDING



Current Budget



Fund Source

### FINANCIAL SUMMARY

|              | Project Budget      | Committed           | % Committed   | Paid To Date        |
|--------------|---------------------|---------------------|---------------|---------------------|
|              | A                   | B                   | C=B/A         | D                   |
| Design       | \$1,500,000         | \$1,973,453         | 131.56%       | \$457,794           |
| Construction | \$31,595,881        | \$19,778,539        | 62.60%        | \$11,439,587        |
| Other        | \$0                 | \$1,298,028         | 0.00%         | \$817,688           |
| Contingency  | \$0                 | \$0                 | 0.00%         | \$0                 |
| <b>TOTAL</b> | <b>\$33,095,881</b> | <b>\$23,050,021</b> | <b>69.65%</b> | <b>\$12,715,069</b> |

### NOTES

Main Detention Center South Tower: PBSO is looking to use an area in the South Tower as a quarantine block. An onsite meeting with the MEP consultant and contractor was held to discuss options for temporary HVAC while the main HVAC is being completed.  
 Main Detention Center East Tower: Ductwork is still being installed in the cell blocks. The copping cap on the high roof is still being installed.  
 Main Detention Center West Tower: Awaiting comments back from 95% drawings.



# Monthly Infrastructure Sales Tax Project Report

## Large Cap Projects

Data Date: 8/19/2021

Report Date: 9/8/2021

### DESCRIPTION/TEAM

### SCOPE

### PHOTO

**Project Title:** West Boynton Park Athletic Field Renovations Sports Turf  
**Project Number:** T002  
**BCC District:** 03  
**Delivery Method:** TBD  
**Category:** A06-Athletic Field Renovations  
**Status:** Design  
**Designer:** Florida Transportation Engineering  
**Contractor:** TBD  
**Project Manager:** Stuart Patterson

Replacement of existing grass field turf with synthetic turf on multi-purpose field 1 & 2.  
**Funded:**  
 FY 2020 \$1,000,000  
 FY 2023 \$1,000,000



### SCHEDULE SUMMARY

### PARTICIPATION

### FUNDING

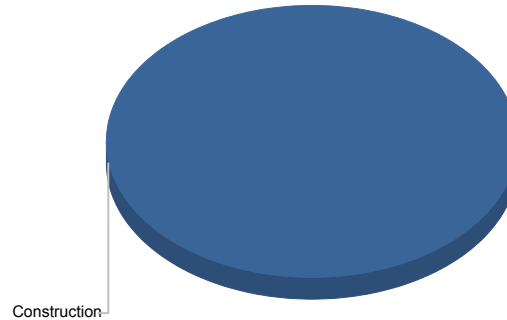
|                                       | Original   | Actual     |
|---------------------------------------|------------|------------|
| Begin Existing Site Surveys           | 1/29/2020  | 1/29/2020  |
| Complete Existing Site Surveys        | 6/30/2020  | 5/18/2020  |
| Finalization of Existing Site Surveys | 8/30/2020  | 9/18/2020  |
| Design RFP Proposals Due              | 9/4/2020   | 9/10/2020  |
| Design RFP Final Selection            | 10/29/2020 | 10/29/2020 |
| Consultant Contract Issuance          | 12/14/2020 | 4/20/2021  |
| Design Completion                     | 7/2/2021   |            |
| Turf Supplier RFP Proposal Due        | 4/30/2021  |            |

**Consultant**

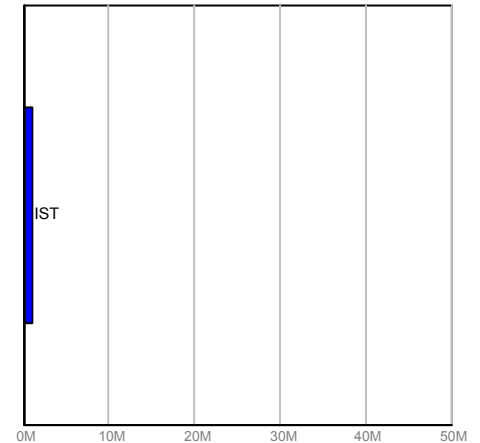
- SBE 25%
- Local 25%
- WBE 0%
- MBE 6.13%

**Contractor**

- SBE TBD
- Local TBD
- WBE TBD
- MBE TBD



Current Budget



Fund Source

### FINANCIAL SUMMARY

### NOTES

|                                 | Project Budget     | Committed        | % Committed   | Paid To Date    |
|---------------------------------|--------------------|------------------|---------------|-----------------|
|                                 | A                  | B                | C=B/A         | D               |
| Design                          | \$0                | \$174,982        | 0.00%         | \$8,582         |
| Construction                    | \$1,000,000        | \$15,650         | 1.57%         | \$15,650        |
| Furniture, Fixtures & Equipment | \$0                | \$0              | 0.00%         | \$0             |
| Other                           | \$0                | \$76             | 0.00%         | \$76            |
| Contingency                     | \$0                | \$0              | 0.00%         | \$0             |
| <b>TOTAL</b>                    | <b>\$1,000,000</b> | <b>\$190,708</b> | <b>19.07%</b> | <b>\$24,308</b> |

DJLA survey complete. Design expected to be 100% complete by 12/31/2021. Monthly Design meetings have been scheduled. DD drawings have been complete and review comments have been returned to FTE.




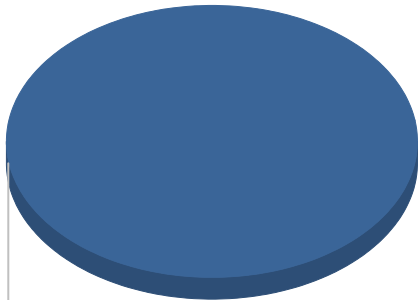
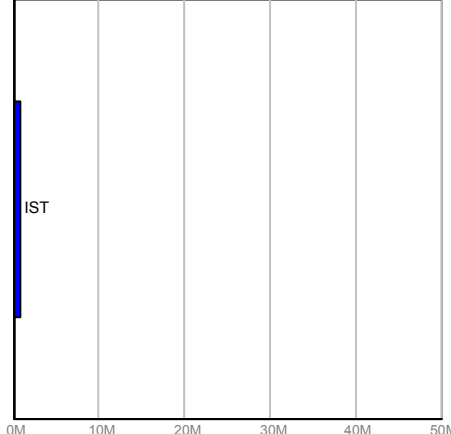
# Monthly Infrastructure Sales Tax Project Report

## Large Cap Projects

Data Date: 8/19/2021

Report Date: 9/8/2021

| DESCRIPTION/TEAM   | SCOPE   | PHOTO   |
|--|---|---|
| <p><b>Project Title: Buttonwood Park</b></p> <p>Project Number: T003<br/>                     BCC District: 03<br/>                     Delivery Method: TBD<br/>                     Category: A06-Athletic Field Renovations<br/>                     Status: Design<br/>                     Designer: Florida Transportation Engineering<br/>                     Contractor: TBD<br/>                     Project Manager: Stuart Patterson</p> | <p>Replacement of existing grass field turf with synthetic turf on multi-purpose field 2 &amp; 3</p> <p>Funded:<br/>                     FY 2017 \$11,658<br/>                     FY 2021 \$900,000<br/>                     FY 2023 \$1,488,342</p> |  |

| SCHEDULE SUMMARY   | PARTICIPATION | FUNDING   |        |                             |           |           |                                |           |           |                                       |           |           |                          |          |           |                              |            |           |                   |           |  |                                |           |  |  |   |
|--|---------------|-----------|--------|-----------------------------|-----------|-----------|--------------------------------|-----------|-----------|---------------------------------------|-----------|-----------|--------------------------|----------|-----------|------------------------------|------------|-----------|-------------------|-----------|--|--------------------------------|-----------|--|--|---|
| <table border="1"> <thead> <tr> <th></th> <th>Original</th> <th>Actual</th> </tr> </thead> <tbody> <tr> <td>Begin Existing Site Surveys</td> <td>1/29/2020</td> <td>1/29/2020</td> </tr> <tr> <td>Complete Existing Site Surveys</td> <td>8/30/2020</td> <td>5/18/2020</td> </tr> <tr> <td>Finalization of Existing Site Surveys</td> <td>8/30/2020</td> <td>9/18/2020</td> </tr> <tr> <td>Design RFP Proposals Due</td> <td>9/4/2020</td> <td>9/10/2020</td> </tr> <tr> <td>Consultant Contract Issuance</td> <td>12/14/2020</td> <td>4/20/2021</td> </tr> <tr> <td>Design Completion</td> <td>7/22/2001</td> <td></td> </tr> <tr> <td>Turf Supplier RFP Proposal Due</td> <td>4/30/2021</td> <td></td> </tr> </tbody> </table> |               | Original  | Actual | Begin Existing Site Surveys | 1/29/2020 | 1/29/2020 | Complete Existing Site Surveys | 8/30/2020 | 5/18/2020 | Finalization of Existing Site Surveys | 8/30/2020 | 9/18/2020 | Design RFP Proposals Due | 9/4/2020 | 9/10/2020 | Consultant Contract Issuance | 12/14/2020 | 4/20/2021 | Design Completion | 7/22/2001 |  | Turf Supplier RFP Proposal Due | 4/30/2021 |  | <p><b>Consultant</b></p> <p>SBE 25%</p> <p>Local 25%</p> <p>WBE 0%</p> <p>MBE 6.13%</p> <p><b>Contractor</b></p> <p>SBE TBD</p> <p>Local TBD</p> <p>WBE TBD</p> <p>MBE TBD</p> | <div style="text-align: center;">  <p>Construction</p> <p><b>Current Budget</b></p> </div> <div style="text-align: center;">  <p>IST</p> <p><b>Fund Source</b></p> </div> |
|  | Original      | Actual    |        |                             |           |           |                                |           |           |                                       |           |           |                          |          |           |                              |            |           |                   |           |  |                                |           |  |  |   |
| Begin Existing Site Surveys  | 1/29/2020     | 1/29/2020 |        |                             |           |           |                                |           |           |                                       |           |           |                          |          |           |                              |            |           |                   |           |  |                                |           |  |  |   |
| Complete Existing Site Surveys   | 8/30/2020     | 5/18/2020 |        |                             |           |           |                                |           |           |                                       |           |           |                          |          |           |                              |            |           |                   |           |  |                                |           |  |  |   |
| Finalization of Existing Site Surveys  | 8/30/2020     | 9/18/2020 |        |                             |           |           |                                |           |           |                                       |           |           |                          |          |           |                              |            |           |                   |           |  |                                |           |  |  |   |
| Design RFP Proposals Due   | 9/4/2020      | 9/10/2020 |        |                             |           |           |                                |           |           |                                       |           |           |                          |          |           |                              |            |           |                   |           |  |                                |           |  |  |   |
| Consultant Contract Issuance   | 12/14/2020    | 4/20/2021 |        |                             |           |           |                                |           |           |                                       |           |           |                          |          |           |                              |            |           |                   |           |  |                                |           |  |  |   |
| Design Completion  | 7/22/2001     |           |        |                             |           |           |                                |           |           |                                       |           |           |                          |          |           |                              |            |           |                   |           |  |                                |           |  |  |   |
| Turf Supplier RFP Proposal Due   | 4/30/2021     |           |        |                             |           |           |                                |           |           |                                       |           |           |                          |          |           |                              |            |           |                   |           |  |                                |           |  |  |   |

| FINANCIAL SUMMARY               |                  |                  |               |                 |
|---------------------------------|------------------|------------------|---------------|-----------------|
|                                 | Project Budget   | Committed        | % Committed   | Paid To Date    |
|                                 | A                | B                | C=B/A         | D               |
| Design                          | \$0              | \$182,059        | 0.00%         | \$14,060        |
| Construction                    | \$911,658        | \$29,332         | 3.22%         | \$0             |
| Furniture, Fixtures & Equipment | \$0              | \$0              | 0.00%         | \$0             |
| Other                           | \$0              | \$12,458         | 0.00%         | \$12,458        |
| Contingency                     | \$0              | \$0              | 0.00%         | \$0             |
| <b>TOTAL</b>                    | <b>\$911,658</b> | <b>\$223,850</b> | <b>24.55%</b> | <b>\$26,519</b> |

**NOTES**

DJLA survey complete. Design expected to be 100% complete by 12/31/2021. Monthly Design meetings have been scheduled. DD drawings have been complete and review comments have been returned to FTE.

# Monthly Infrastructure Sales Tax Project Report

## Large Cap Projects

Data Date: 8/19/2021

Report Date: 9/8/2021

### DESCRIPTION/TEAM

### SCOPE

### PHOTO

**Project Title:** FY2017 Sports Field Lighting Replacement  
**Project Number:** T006  
**BCC District:** Multiple  
**Delivery Method:** Sports Field Lighting Annual  
**Category:** S12-Sports Lighting Replacement  
**Status:** Design  
**Designer:** JLRD Engineers  
**Contractor:** Musco  
**Project Manager:** Stuart Patterson

Replacement of Sports Field Lighting at Bert Winters Park, Caloosa Park, Glades Pioneer Park, Juno South Park, Jupiter Farms Park, Okeehelée Park, Pinewoods Park, (Burt Aaronson) South County Regional Park and Westgate Park.  
 IST FY 2017 funds: \$4,100,000.



### SCHEDULE SUMMARY

|                                       | Original   | Actual     |
|---------------------------------------|------------|------------|
| Project Start                         | 6/29/2017  | 6/29/2017  |
| Procurement (Light Fixture Vendor)    | 10/16/2018 | 10/16/2018 |
| Procurement (Installation Contractor) | 10/17/2018 | 5/9/2019   |
| Final Completion                      | 10/2/2020  |            |
| Bidding Package 1                     | 11/6/2019  | 11/6/2019  |
| Construction Phase 1                  | 2/3/2020   | 2/3/2020   |
| Construction Completion Phase 1       | 7/2/2020   | 8/24/2020  |
| Bidding Package 2                     | 2/13/2020  | 2/13/2020  |
| Construction Start Phase 2            | 5/11/2020  | 4/2/2020   |
| Construction Completion Phase 2       | 7/17/2020  | 4/2/2021   |
| Bidding Package 3                     | 3/26/2020  | 3/26/2020  |
| Construction Start Phase 3            | 6/15/2020  | 6/1/2020   |
| Construction Completion Phase 3       | 8/28/2020  |            |

### PARTICIPATION

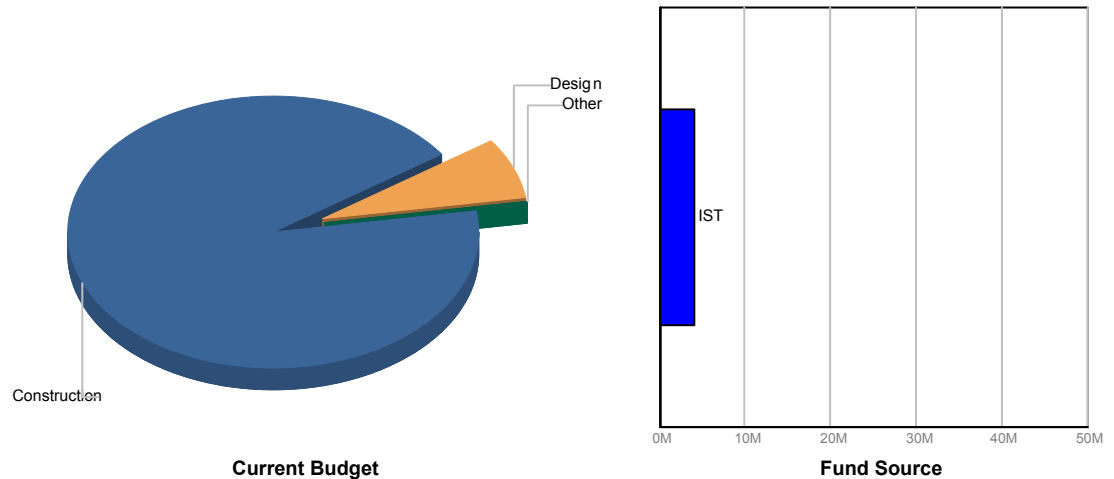
#### Consultant

SBE 100%  
 Local 100%  
 WBE N/A  
 MBE N/A

#### Contractor

SBE 0%  
 Local 75%  
 WBE 0%  
 MBE 0%

### FUNDING



### FINANCIAL SUMMARY

|              | Project Budget     | Committed          | % Committed   | Paid To Date       |
|--------------|--------------------|--------------------|---------------|--------------------|
|              | A                  | B                  | C=B/A         | D                  |
| Design       | \$299,161          | \$25,019           | 8.36%         | \$25,019           |
| Construction | \$3,800,000        | \$3,780,386        | 99.48%        | \$3,676,059        |
| Other        | \$839              | \$2,952            | 351.65%       | \$2,952            |
| <b>TOTAL</b> | <b>\$4,100,000</b> | <b>\$3,808,356</b> | <b>92.89%</b> | <b>\$3,704,029</b> |

### NOTES

Okeehelée Park Tennis Courts (Package 1), Jupiter Farms Park (Package 1), Caloosa Park (Package 1), Juno Park (Package 2), Westgate Park (Package 2), Bert Winters Park (Package 2), Glades Pioneer Park (Package 2), Pinewoods Park (Package 3), & S County Regional Park (Package 3): Completed


Okeehelée Park Remainder (Package 3) - Project is substantially complete as of 8/22/21. Due to added work by PBC Parks, estimated final completion date extended

# Monthly Infrastructure Sales Tax Project Report

## Large Cap Projects

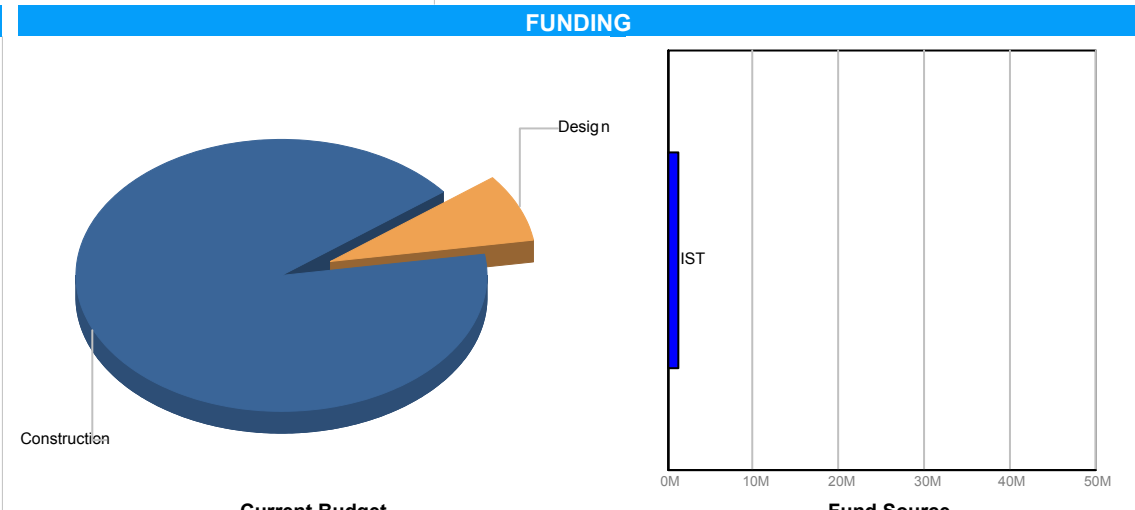
Data Date: 8/19/2021

Report Date: 9/8/2021

| DESCRIPTION/TEAM  | SCOPE   | PHOTO   |
|---|---|---|
| <p><b>Project Title:</b> FY2018 Sports Field Lighting Replacement</p> <p>Project Number: T007</p> <p>BCC District: Multiple</p> <p>Delivery Method: Sports Field Lighting Annual</p> <p>Category: S12-Sports Lighting Replacement</p> <p>Status: Design</p> <p>Designer: JLRD Engineers</p> <p>Contractor: Musco</p> <p>Project Manager: Stuart Patterson</p> | <p>Replacement of Sports Field Lighting at Dyer Park, Lake Charleston Park and (Burt Aaronson) South County Regional Park.</p> <p>IST FY 2018 funds: \$1,200,000.</p> |  |

| SCHEDULE SUMMARY                      |            |            |
|---------------------------------------|------------|------------|
|                                       | Original   | Actual     |
| Bidding Package 1                     | 11/6/2019  | 11/6/2019  |
| Construction Start Phase 1            | 2/3/2020   | 2/3/2020   |
| Construction Completion Phase 1       | 7/2/2020   | 8/24/2020  |
| Bidding Package 2                     | 2/13/2020  | 2/13/2020  |
| Construction Start Phase 2            | 5/11/2020  | 4/2/2020   |
| Construction Completion Phase 2       | 7/17/2020  | 4/2/2021   |
| Bidding Package 3                     | 3/26/2020  | 3/26/2020  |
| Construction Start Phase 3            | 6/15/2020  | 6/1/2020   |
| Construction Completion Phase 3       |            |            |
| Project Start                         | 6/29/2017  | 6/29/2017  |
| Procurement (Light Fixture Vendor)    | 10/16/2018 | 10/16/2018 |
| Procurement (Installation Contractor) | 10/17/2018 | 5/9/2019   |
| Final Completion                      | 10/2/2020  |            |

| PARTICIPATION     |      |
|-------------------|------|
| <b>Consultant</b> |      |
| SBE               | 100% |
| Local             | 100% |
| WBE               | N/A  |
| MBE               | N/A  |
| <b>Contractor</b> |      |
| SBE               | 0%   |
| Local             | 75%  |
| WBE               | 0%   |
| MBE               | 0%   |



| FINANCIAL SUMMARY |                    |                  |               |                  |
|-------------------|--------------------|------------------|---------------|------------------|
|                   | Project Budget     | Committed        | % Committed   | Paid To Date     |
|                   | A                  | B                | C=B/A         | D                |
| Design            | \$96,000           | \$189,640        | 197.54%       | \$189,640        |
| Construction      | \$1,104,000        | \$193,788        | 17.55%        | \$144,888        |
| <b>TOTAL</b>      | <b>\$1,200,000</b> | <b>\$383,428</b> | <b>31.95%</b> | <b>\$334,528</b> |

**NOTES**


All parks associated with this fiscal year's sports field lighting replacement have been completed. The remaining balance of unused funds will be the subject of a future transfer.

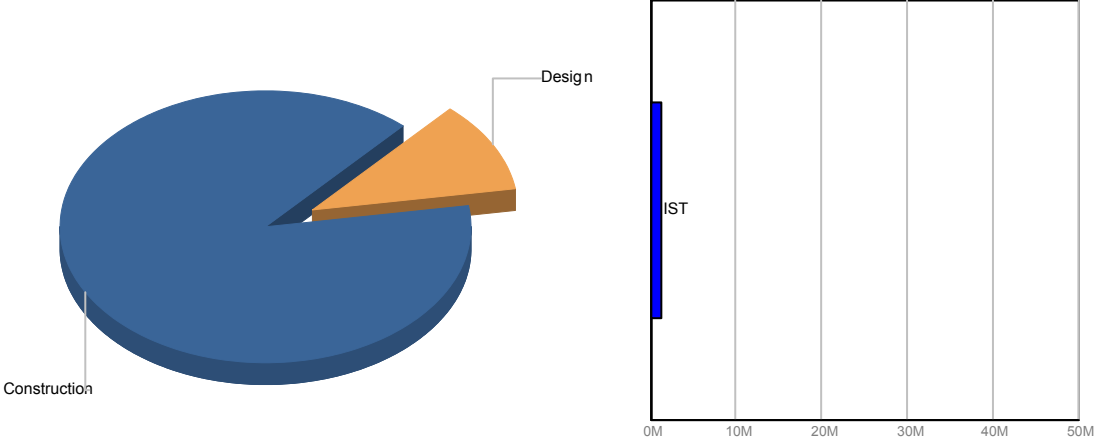
# Monthly Infrastructure Sales Tax Project Report

## Large Cap Projects

Data Date: 8/19/2021

Report Date: 9/8/2021

| DESCRIPTION/TEAM  | SCOPE   | PHOTO   |
|---|---|---|
| <p><b>Project Title:</b> FY2020 Sports Field Lighting Replacement</p> <p>Project Number: T010</p> <p>BCC District: Multiple</p> <p>Delivery Method: Sports Field Lighting Annual</p> <p>Category: S12-Sports Lighting Replacement</p> <p>Status: Design</p> <p>Designer: JLRD Engineers</p> <p>Contractor: Musco</p> <p>Project Manager: Stuart Patterson</p> | <p>Lake Lytal Athletic Courts, Haverhill Tennis &amp; Racquetball Courts, BASCR Basketball Courts, Duncan Padget Park Raquetball Courts</p> <p>IST Funds = \$1,300,000.</p> |  |

| SCHEDULE SUMMARY  | PARTICIPATION | FUNDING    |        |               |           |           |                                    |            |            |                                       |            |  |   |  |
|---|---------------|------------|--------|---------------|-----------|-----------|------------------------------------|------------|------------|---------------------------------------|------------|--|---|--|
| <table border="1"> <thead> <tr> <th></th> <th>Original</th> <th>Actual</th> </tr> </thead> <tbody> <tr> <td>Project Start</td> <td>6/29/2017</td> <td>6/29/2017</td> </tr> <tr> <td>Procurement (Light Fixture Vendor)</td> <td>10/16/2018</td> <td>10/16/2018</td> </tr> <tr> <td>Procurement (Installation Contractor)</td> <td>10/17/2018</td> <td></td> </tr> </tbody> </table> |               | Original   | Actual | Project Start | 6/29/2017 | 6/29/2017 | Procurement (Light Fixture Vendor) | 10/16/2018 | 10/16/2018 | Procurement (Installation Contractor) | 10/17/2018 |  | <p><b>Consultant</b></p> <p>SBE 100%</p> <p>Local 100%</p> <p>WBE N/A</p> <p>MBE N/A</p> <p><b>Contractor</b></p> <p>SBE TBD</p> <p>Local TBD</p> <p>WBE TBD</p> <p>MBE TBD</p> |  <p style="text-align: center;"><b>Current Budget</b></p> <p style="text-align: center;"><b>Fund Source</b></p> |
|   | Original      | Actual     |        |               |           |           |                                    |            |            |                                       |            |  |   |  |
| Project Start   | 6/29/2017     | 6/29/2017  |        |               |           |           |                                    |            |            |                                       |            |  |   |  |
| Procurement (Light Fixture Vendor)  | 10/16/2018    | 10/16/2018 |        |               |           |           |                                    |            |            |                                       |            |  |   |  |
| Procurement (Installation Contractor)   | 10/17/2018    |            |        |               |           |           |                                    |            |            |                                       |            |  |   |  |

| FINANCIAL SUMMARY |                    |                  |               |                 |
|-------------------|--------------------|------------------|---------------|-----------------|
|                   | Project Budget     | Committed        | % Committed   | Paid To Date    |
|                   | A                  | B                | C=B/A         | D               |
| Design            | \$130,000          | \$454,553        | 349.66%       | \$79,950        |
| Construction      | \$1,070,000        | \$0              | 0.00%         | \$0             |
| <b>TOTAL</b>      | <b>\$1,200,000</b> | <b>\$454,553</b> | <b>37.88%</b> | <b>\$79,950</b> |

**NOTES**

Lake Lytal (Package 1) & South County Regional Park (Package 1): Has advertised for bid with a bid due date of 9/30/2021.

Haverhill Park (Package 2) & Haverhill Park Racquetball Courts (Package 3): Awaiting advertisement for bid. Anticipated release date of 9/15/2021

Duncan Padget Park Raquetball Courts is currently on hold.

# Monthly Infrastructure Sales Tax Project Report

## Large Cap Projects

Data Date: 8/19/2021

Report Date: 9/8/2021

### DESCRIPTION/TEAM

### SCOPE

### PHOTO

**Project Title:** FY2021 Sports Lighting Replacement

Project Number: T011  
 BCC District: Multiple  
 Delivery Method: Sports Field Lighting Annual  
 Category: S12-Sports Lighting Replacement  
 Status: Design  
 Designer: JLRD Engineers  
 Contractor: Musco  
 Project Manager: Stuart Patterson

Caloosa Park Athletic Courts, Seminole Palms BF 1-8 & MPF 9-11, BASCR Tennis Courts, Carlin Park Tennis Courts, Veterans Park Tennis & Bball Courts, Dyer Park Basketball Courts, Lake Lytal Tball Multipurpose Field 5.

FY 2021 IST Funds = \$4,050,000.



### SCHEDULE SUMMARY

|               | Original   | Actual     |
|---------------|------------|------------|
| Project Start | 6/29/2017  | 6/29/2017  |
|               | 10/16/2018 | 10/16/2018 |
|               | 10/17/2018 |            |

### PARTICIPATION

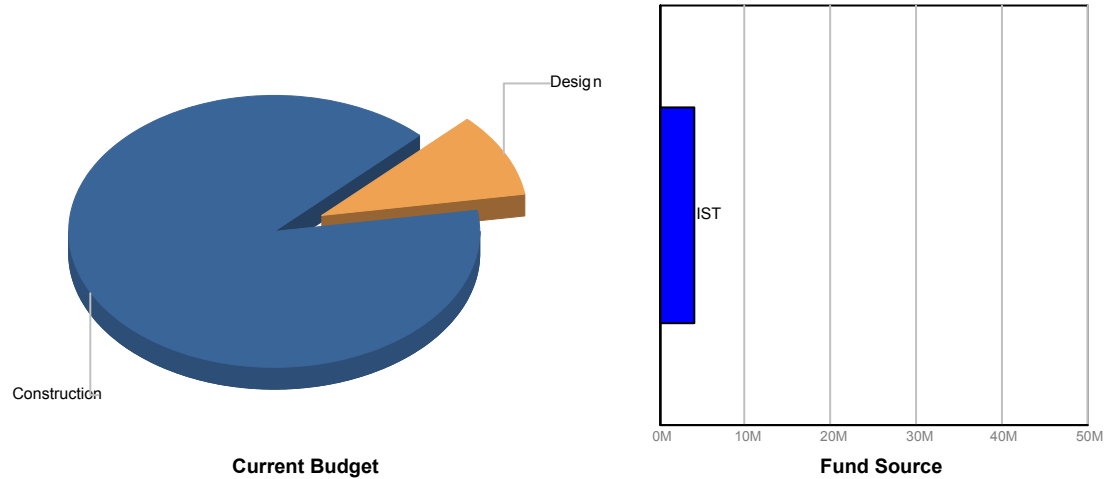
#### Consultant

SBE 100%  
 Local 100%  
 WBE N/A  
 MBE N/A

#### Contractor

SBE TBD  
 Local TBD  
 WBE TBD  
 MBE TBD

### FUNDING



### FINANCIAL SUMMARY

|              | Project Budget     | Committed          | % Committed   | Paid To Date    |
|--------------|--------------------|--------------------|---------------|-----------------|
|              | A                  | B                  | C=B/A         | D               |
| Design       | \$405,000          | \$105,832          | 26.13%        | \$11,336        |
| Construction | \$3,645,000        | \$1,795,486        | 49.26%        | \$0             |
| <b>TOTAL</b> | <b>\$4,050,000</b> | <b>\$1,901,318</b> | <b>46.95%</b> | <b>\$11,336</b> |

### NOTES

Carlin Park (Package 1), Seminole Palms Park (Package 1), & South County Regional Park (Package 1): Have been advertised for bid with a bid due date of 9/30/2021

Caloosa Park (Package 2), Dyer Park (Package 2), & Veteran's Memorial Park (Package 2): Awaiting Advertisement for Bid with anticipated release date of 9/15/2021

Lake Lytal Park is currently on hold.

# Monthly Infrastructure Sales Tax Project Report

## Large Cap Projects

Data Date: 8/19/2021

Report Date: 9/8/2021

### DESCRIPTION/TEAM

### SCOPE

### PHOTO

**Project Title: Bert Winters Park Redevelopment**

Project Number: T041  
 BCC District: 01  
 Delivery Method: Annual Contract  
 Category: E02-Existing Park Redevelopment or Expansion  
 Status: Design  
 Designer: Architecture Green  
 Contractor: TBD  
 Project Manager: Sunil Jagoo

Demolish former PBMI building, tennis courts, and playground. Remove lights and poles servicing Field 2. Renovate Baseball Field 1. Construct new regulation 220' x 360' multipurpose field. Construct new 30' x 60' rental pavilion. Construct new playground area. Renovate existing day use dock for public use. Construct new paved parking, curbing, landscaping, sidewalks and picnic areas. Install new underground infrastructure and site lighting.



The project is funded in:  
 FY 2019 IST \$200,000  
 FY 2021 IST \$1,500,000  
 FY 2021 FIND Grant TBD

### SCHEDULE SUMMARY

|                            | Original   | Actual    |
|----------------------------|------------|-----------|
| Project Start              | 8/22/2019  | 8/22/2019 |
| Asbestos Report Initiated  | 8/23/2019  | 8/23/2019 |
| Asbestos Report Completion | 10/1/2019  | 10/1/2019 |
| Demolition Start           | 11/12/2019 | 4/16/2020 |
| Demolition Completion      | 12/5/2019  | 8/17/2020 |
| Design Completion          | TBD        |           |

### PARTICIPATION

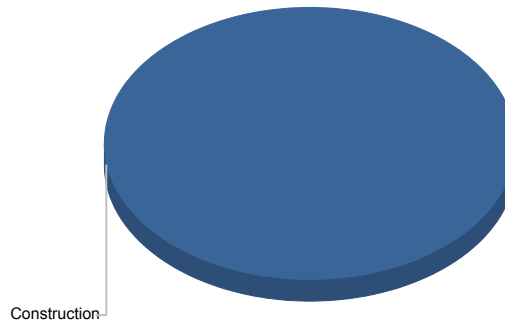
#### Consultant

SBE 89.28%  
 Local 100%  
 WBE N/A  
 MBE N/A

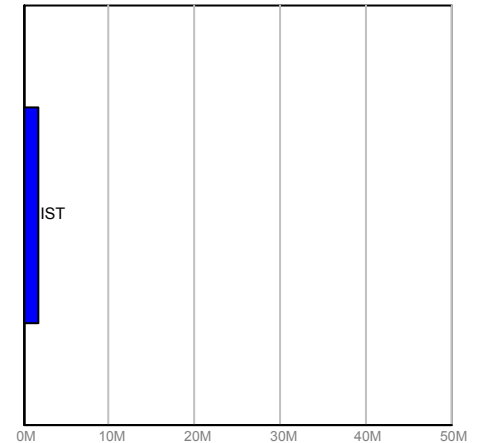
#### Contractor

SBE TBD  
 Local TBD  
 WBE TBD  
 MBE TBD

### FUNDING



Current Budget



Fund Source

### FINANCIAL SUMMARY

|              | Project Budget     | Committed        | % Committed  | Paid To Date     |
|--------------|--------------------|------------------|--------------|------------------|
|              | A                  | B                | C=B/A        | D                |
| Construction | \$1,700,000        | \$103,947        | 6.11%        | \$103,947        |
| Other        | \$0                | \$3,359          | 0.00%        | \$3,314          |
| Contingency  | \$0                | \$270            | 0.00%        | \$270            |
| <b>TOTAL</b> | <b>\$1,700,000</b> | <b>\$107,576</b> | <b>6.33%</b> | <b>\$107,531</b> |

### NOTES

The Consultant is working on finalizing Master plan.



# Monthly Infrastructure Sales Tax Project Report

## Large Cap Projects

Data Date: 8/19/2021

Report Date: 9/8/2021

### DESCRIPTION/TEAM

### SCOPE

### PHOTO

**Project Title:** Aqua Crest Pool Facility Replacement

Project Number: T077  
 BCC District: 07  
 Delivery Method: CMR  
 Category: A02-Aquatic Facility Repair and Replacement  
 Status: Design  
 Designer: Ohlson Lavoie Collaborative  
 Contractor: TBD  
 Project Manager: Rosalyn Acosta

The work consist of the design and renovation of the existing Aqua Crest pool facility. The scope includes but is not limited to: pool improvements such as leak detection, re-surface, lane marker replacement, filtration system replacement; pool deck renovations; demolition of wadding pool; new splash pad; relocation of ticketing booth, admin offices, guards room and weight's room; bathroom renovations; new shade structures and Marquee sign.



### SCHEDULE SUMMARY

|                               | Original  | Actual    |
|-------------------------------|-----------|-----------|
| Pre-Scope meeting             | 2/20/2019 | 2/20/2019 |
| Design Services Advertisement | 6/17/2019 | 8/4/2019  |
| Consultant BCC Approval       | 1/14/2020 |           |
| Design Start                  | 1/21/2020 |           |
| Construction Start            | 3/9/2021  |           |
| Substantial Completion        | 3/8/2022  |           |
| Project Close-out             | 5/3/2022  |           |

### PARTICIPATION

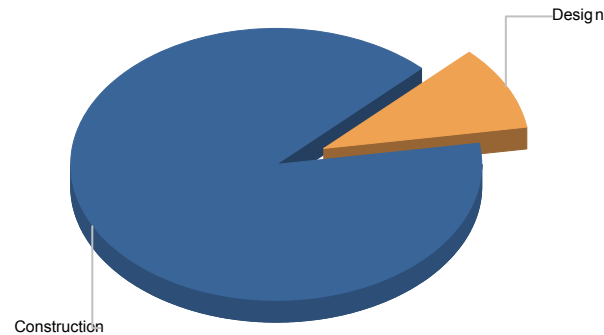
#### Consultant

SBE TBD  
 Local TBD  
 WBE N/A  
 MBE N/A

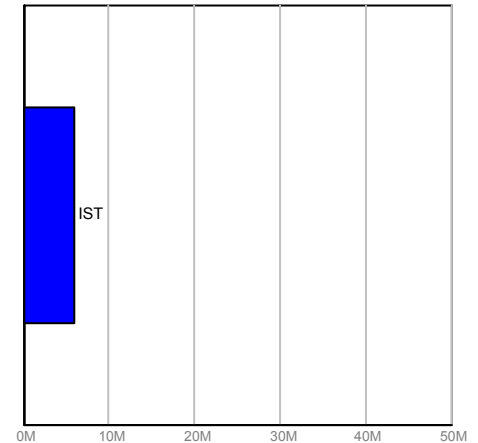
#### Contractor

SBE TBD  
 Local TBD  
 WBE TBD  
 MBE TBD

### FUNDING



Current Budget



Fund Source

### FINANCIAL SUMMARY

|              | Project Budget     | Committed        | % Committed  | Paid To Date     |
|--------------|--------------------|------------------|--------------|------------------|
|              | A                  | B                | C=B/A        | D                |
| Design       | \$600,000          | \$123,092        | 20.52%       | \$105,826        |
| Construction | \$5,400,000        | \$14,058         | 0.26%        | \$14,058         |
| <b>TOTAL</b> | <b>\$6,000,000</b> | <b>\$137,150</b> | <b>2.29%</b> | <b>\$119,884</b> |

### NOTES

No status change. Re-estimation workshop was postponed until after the budget is reviewed and approved by the BCC.



# Monthly Infrastructure Sales Tax Project Report

## Large Cap Projects

Data Date: 8/19/2021

Report Date: 9/8/2021

### DESCRIPTION/TEAM

### SCOPE

### PHOTO

**Project Title:** Dyer Park Athletic Field Renovation

Replacement of existing grass field turf with synthetic turf on multi-purpose field 3, 4, & 5 as well as additional damaged area.  
Funded: FY 2020 \$6,000,000



Project Number: T099  
BCC District: 07  
Delivery Method: TBD  
Category: A06-Athletic Field Renovations  
Status: Design  
Designer: Florida Transportation Engineering  
Contractor: TBD  
Project Manager: Stuart Patterson

### SCHEDULE SUMMARY

|                                       | Original   | Actual     |
|---------------------------------------|------------|------------|
| Begin Existing Site Surveys           | 1/29/2020  | 1/29/2020  |
| Complete Existing Site Surveys        | 6/30/2020  | 5/18/2020  |
| Consultant Contract Issuance          | 12/14/2020 | 4/20/2021  |
| Design Completion                     | 7/2/2021   |            |
| Turf Supplier RFP Proposal Due        | 4/30/2021  |            |
| Design RFP Final Selection            | 10/29/2020 | 10/29/2020 |
| Finalization of Existing Site Surveys | 8/30/2020  | 9/18/2020  |
| Design RFP Proposals Due              | 9/4/2020   | 9/10/2020  |

### PARTICIPATION

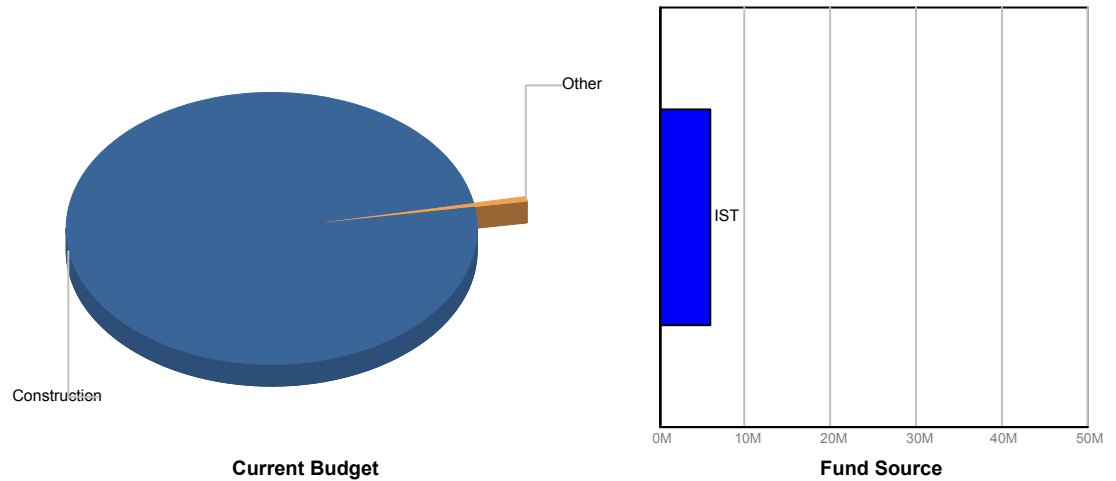
#### Consultant

SBE 25%  
Local 25%  
WBE 0%  
MBE 6.13%

#### Contractor

SBE TBD  
Local TBD  
WBE TBD  
MBE TBD

### FUNDING



### FINANCIAL SUMMARY

|              | Project Budget     | Committed        | % Committed  | Paid To Date    |
|--------------|--------------------|------------------|--------------|-----------------|
|              | A                  | B                | C=B/A        | D               |
| Construction | \$5,970,000        | \$17,250         | 0.29%        | \$17,250        |
| Other        | \$30,000           | \$226,842        | 756.14%      | \$20,030        |
| <b>TOTAL</b> | <b>\$6,000,000</b> | <b>\$244,093</b> | <b>4.07%</b> | <b>\$37,280</b> |

### NOTES

DJLA survey complete. Design expected to be 100% complete by 12/31/2021. Monthly Design meetings have been scheduled. DD drawings have been complete and review comments have been returned to FTE.

# Monthly Infrastructure Sales Tax Project Report

## Large Cap Projects

Data Date: 8/19/2021

Report Date: 9/8/2021

### DESCRIPTION/TEAM

### SCOPE

### PHOTO

**Project Title:** Caloosa Park Athletic Field Renovation

Replacement of existing grass field turf with synthetic turf on multi-purpose field 1 & 3 as well as softball field 4.  
Funded: FY 2020 \$4,000,000



Project Number: T100  
BCC District: 04  
Delivery Method: TBD  
Category: A06-Athletic Field Renovations  
Status: Design  
Designer: Florida Transportation Engineering  
Contractor: TBD  
Project Manager: Stuart Patterson

### SCHEDULE SUMMARY

|                                       | Original   | Actual     |
|---------------------------------------|------------|------------|
| Begin Existing Site Surveys           | 1/29/2020  | 1/29/2020  |
| Complete Existing Site Surveys        | 6/30/2020  | 5/18/2020  |
| Consultant Contract Issuance          | 12/14/2020 | 4/20/2021  |
| Design Completion                     | 7/2/2021   |            |
| Turf Supplier RFP Proposal Due        | 4/30/2021  |            |
| Finalization of Existing Site Surveys | 8/30/2020  | 9/18/2020  |
| Design RFP Proposals Due              | 9/4/2020   | 9/10/2020  |
| Design RFP Final Selection            | 10/29/2020 | 10/29/2020 |

### PARTICIPATION

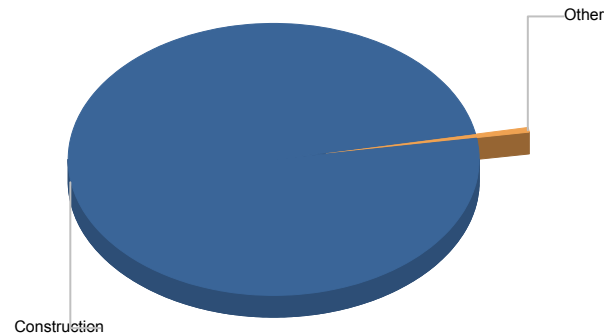
#### Consultant

SBE 25%  
Local 25%  
WBE 0%  
MBE 6.13%

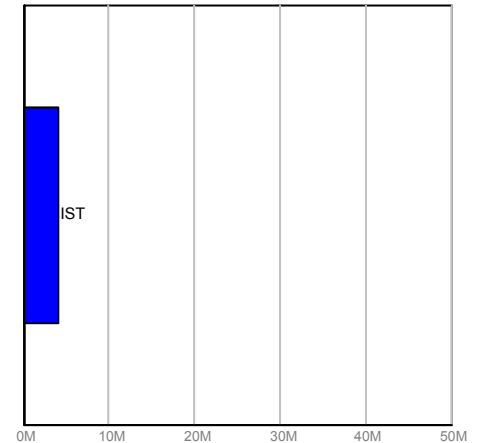
#### Contractor

SBE TBD  
Local TBD  
WBE TBD  
MBE TBD

### FUNDING



Current Budget



Fund Source

### FINANCIAL SUMMARY

|              | Project Budget     | Committed        | % Committed  | Paid To Date    |
|--------------|--------------------|------------------|--------------|-----------------|
|              | A                  | B                | C=B/A        | D               |
| Construction | \$3,980,000        | \$227,501        | 5.72%        | \$22,215        |
| Other        | \$20,000           | \$11,806         | 59.03%       | \$11,806        |
| <b>TOTAL</b> | <b>\$4,000,000</b> | <b>\$239,307</b> | <b>5.98%</b> | <b>\$34,021</b> |

### NOTES

DJLA survey complete. Design expected to be 100% complete by 12/31/2021. Monthly Design meetings have been scheduled. DD drawings have been complete and review comments have been returned to FTE.

# Monthly Infrastructure Sales Tax Project Report

## Large Cap Projects

Data Date: 8/19/2021

Report Date: 9/8/2021

### DESCRIPTION/TEAM

### SCOPE

### PHOTO

**Project Title:** JPP Athletic Field Renovation

Replacement of existing grass field turf with synthetic turf on the Miracle League Field as well as softball fields 2 & 3.  
Funded: FY 2020 \$3,222,000



Project Number: T101  
BCC District: 03  
Delivery Method: TBD  
Category: A06-Athletic Field Renovations  
Status: Design  
Designer: Florida Transportation Engineering  
Contractor: TBD  
Project Manager: Stuart Patterson

### SCHEDULE SUMMARY

|                                       | Original   | Actual     |
|---------------------------------------|------------|------------|
| Design RFP Final Selection            | 10/29/2020 | 10/29/2020 |
| Finalization of Existing Site Surveys | 8/30/2020  | 9/18/2020  |
| Design RFP Proposals Due              | 9/4/2020   | 9/10/2020  |
| Consultant Contract Issuance          | 12/14/2020 | 4/20/2021  |
| Design Completion                     | 7/2/2021   |            |
| Turf Supplier RFP Proposal Due        | 4/30/2021  |            |
| Begin Existing Site Surveys           | 1/29/2020  | 1/29/2020  |
| Complete Existing Site Surveys        | 6/30/2020  | 5/18/2020  |

### PARTICIPATION

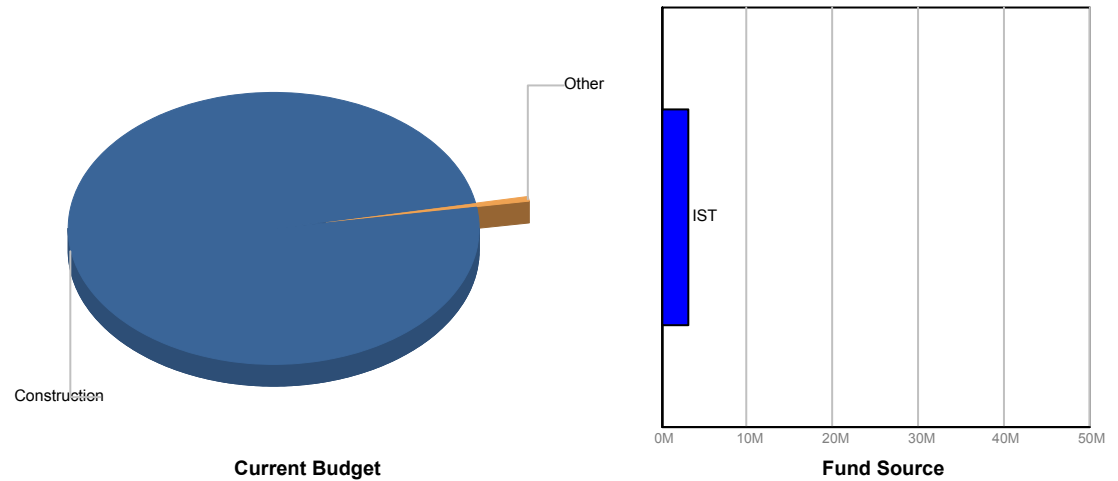
#### Consultant

SBE 25%  
Local 25%  
WBE 0%  
MBE 6.13%

#### Contractor

SBE TBD  
Local TBD  
WBE TBD  
MBE TBD

### FUNDING



### FINANCIAL SUMMARY

|              | Project Budget     | Committed        | % Committed  | Paid To Date    |
|--------------|--------------------|------------------|--------------|-----------------|
|              | A                  | B                | C=B/A        | D               |
| Construction | \$3,204,000        | \$183,827        | 5.74%        | \$16,860        |
| Other        | \$16,000           | \$11,434         | 71.46%       | \$11,434        |
| <b>TOTAL</b> | <b>\$3,220,000</b> | <b>\$195,261</b> | <b>6.06%</b> | <b>\$28,294</b> |

### NOTES


DJLA survey complete. Design expected to be 100% complete by 12/31/2021. Monthly Design meetings have been scheduled. DD drawings have been complete and review comments have been returned to FTE.

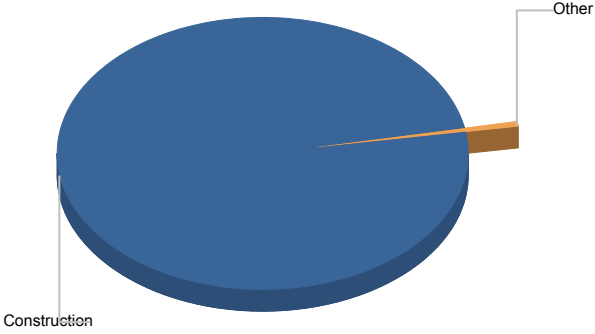
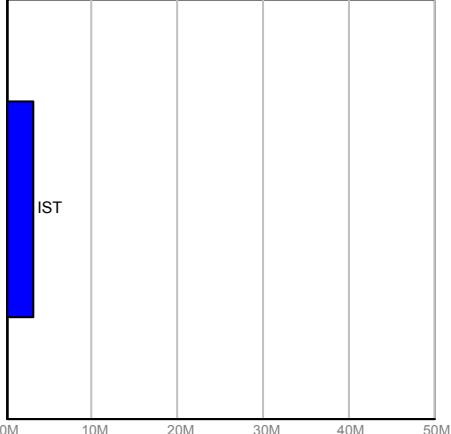
# Monthly Infrastructure Sales Tax Project Report

## Large Cap Projects

Data Date: 8/19/2021

Report Date: 9/8/2021

| DESCRIPTION/TEAM   | SCOPE  | PHOTO   |
|--|--|---|
| <p><b>Project Title:</b> Loggers Run Park Athletic Field Renovation</p> <p>Project Number: T102</p> <p>BCC District: 05</p> <p>Delivery Method: TBD</p> <p>Category: A06-Athletic Field Renovations</p> <p>Status: Design</p> <p>Designer: TBD</p> <p>Contractor: TBD</p> <p>Project Manager: Stuart Patterson</p> | <p>Replacement of existing grass field turf with synthetic turf on multi-purpose field 1 &amp; 2.</p> <p>Funded: FY 2020 \$3,200,000</p> |  |

| SCHEDULE SUMMARY   | PARTICIPATION | FUNDING    |        |                             |           |           |                                |           |           |                              |            |           |                   |          |  |                                |           |  |                                       |           |           |                          |          |           |                            |            |            |  |  |
|--|---------------|------------|--------|-----------------------------|-----------|-----------|--------------------------------|-----------|-----------|------------------------------|------------|-----------|-------------------|----------|--|--------------------------------|-----------|--|---------------------------------------|-----------|-----------|--------------------------|----------|-----------|----------------------------|------------|------------|--|--|
| <table border="1"> <thead> <tr> <th></th> <th>Original</th> <th>Actual</th> </tr> </thead> <tbody> <tr> <td>Begin Existing Site Surveys</td> <td>1/29/2020</td> <td>1/29/2020</td> </tr> <tr> <td>Complete Existing Site Surveys</td> <td>6/30/2020</td> <td>5/18/2020</td> </tr> <tr> <td>Consultant Contract Issuance</td> <td>12/14/2020</td> <td>4/20/2021</td> </tr> <tr> <td>Design Completion</td> <td>7/2/2021</td> <td></td> </tr> <tr> <td>Turf Supplier RFP Proposal Due</td> <td>4/30/2021</td> <td></td> </tr> <tr> <td>Finalization of Existing Site Surveys</td> <td>8/30/2020</td> <td>9/18/2020</td> </tr> <tr> <td>Design RFP Proposals Due</td> <td>9/4/2020</td> <td>9/10/2020</td> </tr> <tr> <td>Design RFP Final Selection</td> <td>10/29/2020</td> <td>10/29/2020</td> </tr> </tbody> </table> |               | Original   | Actual | Begin Existing Site Surveys | 1/29/2020 | 1/29/2020 | Complete Existing Site Surveys | 6/30/2020 | 5/18/2020 | Consultant Contract Issuance | 12/14/2020 | 4/20/2021 | Design Completion | 7/2/2021 |  | Turf Supplier RFP Proposal Due | 4/30/2021 |  | Finalization of Existing Site Surveys | 8/30/2020 | 9/18/2020 | Design RFP Proposals Due | 9/4/2020 | 9/10/2020 | Design RFP Final Selection | 10/29/2020 | 10/29/2020 | <p><b>Consultant</b></p> <ul style="list-style-type: none"> <li>SBE 25%</li> <li>Local 25%</li> <li>WBE 0%</li> <li>MBE 6.13%</li> </ul> <p><b>Contractor</b></p> <ul style="list-style-type: none"> <li>SBE TBD</li> <li>Local TBD</li> <li>WBE TBD</li> <li>MBE TBD</li> </ul> |   |
|  | Original      | Actual     |        |                             |           |           |                                |           |           |                              |            |           |                   |          |  |                                |           |  |                                       |           |           |                          |          |           |                            |            |            |  |  |
| Begin Existing Site Surveys  | 1/29/2020     | 1/29/2020  |        |                             |           |           |                                |           |           |                              |            |           |                   |          |  |                                |           |  |                                       |           |           |                          |          |           |                            |            |            |  |  |
| Complete Existing Site Surveys   | 6/30/2020     | 5/18/2020  |        |                             |           |           |                                |           |           |                              |            |           |                   |          |  |                                |           |  |                                       |           |           |                          |          |           |                            |            |            |  |  |
| Consultant Contract Issuance   | 12/14/2020    | 4/20/2021  |        |                             |           |           |                                |           |           |                              |            |           |                   |          |  |                                |           |  |                                       |           |           |                          |          |           |                            |            |            |  |  |
| Design Completion  | 7/2/2021      |            |        |                             |           |           |                                |           |           |                              |            |           |                   |          |  |                                |           |  |                                       |           |           |                          |          |           |                            |            |            |  |  |
| Turf Supplier RFP Proposal Due   | 4/30/2021     |            |        |                             |           |           |                                |           |           |                              |            |           |                   |          |  |                                |           |  |                                       |           |           |                          |          |           |                            |            |            |  |  |
| Finalization of Existing Site Surveys  | 8/30/2020     | 9/18/2020  |        |                             |           |           |                                |           |           |                              |            |           |                   |          |  |                                |           |  |                                       |           |           |                          |          |           |                            |            |            |  |  |
| Design RFP Proposals Due   | 9/4/2020      | 9/10/2020  |        |                             |           |           |                                |           |           |                              |            |           |                   |          |  |                                |           |  |                                       |           |           |                          |          |           |                            |            |            |  |  |
| Design RFP Final Selection   | 10/29/2020    | 10/29/2020 |        |                             |           |           |                                |           |           |                              |            |           |                   |          |  |                                |           |  |                                       |           |           |                          |          |           |                            |            |            |  |  |

| FINANCIAL SUMMARY |                    |                  |              |                 |
|-------------------|--------------------|------------------|--------------|-----------------|
|                   | Project Budget     | Committed        | % Committed  | Paid To Date    |
|                   | A                  | B                | C=B/A        | D               |
| Construction      | \$3,184,000        | \$180,380        | 5.67%        | \$13,750        |
| Other             | \$16,000           | \$14,586         | 91.16%       | \$14,586        |
| <b>TOTAL</b>      | <b>\$3,200,000</b> | <b>\$194,966</b> | <b>6.09%</b> | <b>\$28,336</b> |

**NOTES**


DJLA survey complete. Design expected to be 100% complete by 12/31/2021. Monthly Design meetings have been scheduled. DD drawings have been complete and review comments have been returned to FTE.

# Monthly Infrastructure Sales Tax Project Report

## Large Cap Projects

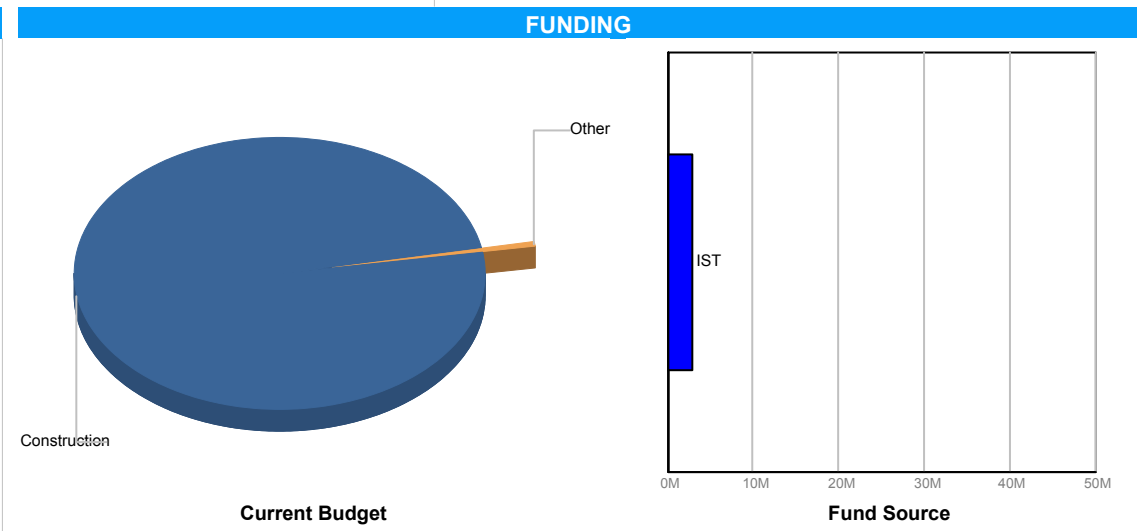
Data Date: 8/19/2021

Report Date: 9/8/2021

| DESCRIPTION/TEAM  | SCOPE  | PHOTO   |
|---|--|---|
| <p><b>Project Title:</b> Samuel Friedland District Park Expansion</p> <p>Project Number: T103</p> <p>BCC District: 06</p> <p>Delivery Method: TBD</p> <p>Category: A06-Athletic Field Renovations</p> <p>Status: Design</p> <p>Designer: Florida Transportation Engineering</p> <p>Contractor: TBD</p> <p>Project Manager: Stuart Patterson</p> | <p>Replacement of existing grass field turf with synthetic turf on multi-purpose field 9 &amp; 10 as well as the open play field.</p> <p>Funded: FY 2020 \$3,000,000</p> |  |

| SCHEDULE SUMMARY                      |            |            |
|---------------------------------------|------------|------------|
|                                       | Original   | Actual     |
| Design RFP Final Selection            | 10/29/2020 | 10/29/2020 |
| Finalization of Existing Site Surveys | 8/30/2020  | 9/18/2020  |
| Design RFP Proposals Due              | 9/4/2020   | 9/10/2020  |
| Consultant Contract Issuance          | 12/14/2020 | 4/20/2021  |
| Design Completion                     | 7/2/2021   |            |
| Turf Supplier RFP Proposal Due        | 4/30/2021  |            |
| Begin Existing Site Surveys           | 1/20/2020  | 1/29/2020  |
| Complete Existing Site Surveys        | 6/30/2020  | 5/18/2020  |

| PARTICIPATION     |     |
|-------------------|-----|
| <b>Consultant</b> |     |
| SBE               | TBD |
| Local             | TBD |
| WBE               | TBD |
| MBE               | TBD |
| <b>Contractor</b> |     |
| SBE               | TBD |
| Local             | TBD |
| WBE               | TBD |
| MBE               | TBD |



| FINANCIAL SUMMARY |                    |                  |              |                 |
|-------------------|--------------------|------------------|--------------|-----------------|
|                   | Project Budget     | Committed        | % Committed  | Paid To Date    |
|                   | A                  | B                | C=B/A        | D               |
| Construction      | \$2,985,000        | \$179,985        | 6.03%        | \$12,967        |
| Other             | \$15,000           | \$8,519          | 56.79%       | \$8,519         |
| <b>TOTAL</b>      | <b>\$3,000,000</b> | <b>\$188,504</b> | <b>6.28%</b> | <b>\$21,486</b> |

**NOTES**

DJLA survey complete. Design expected to be 100% complete by 12/31/2021. Monthly Design meetings have been scheduled. DD drawings have been complete and review comments have been returned to FTE.

# Monthly Infrastructure Sales Tax Project Report

## Large Cap Projects

Data Date: 8/19/2021

Report Date: 9/8/2021

### DESCRIPTION/TEAM

### SCOPE

### PHOTO

**Project Title:** Westgate Park Restroom and Athletic Field Renovation  
**Project Number:** T110  
**BCC District:** 07  
**Delivery Method:** TBD  
**Category:** E02-Existing Park Redevelopment or Expansion  
**Status:** Design  
**Designer:** Florida Transportation Engineering  
**Contractor:** TBD  
**Project Manager:** Stuart Patterson

Replacement of existing grass field turf with synthetic turf on multi-purpose field 1.  
**Funded:**  
 FY 2020 \$250,000  
 FY 2023 \$1,750,000



### SCHEDULE SUMMARY

|                                       | Original   | Actual     |
|---------------------------------------|------------|------------|
| Begin Existing Site Surveys           | 1/29/2020  | 1/29/2020  |
| Complete Existing Site Surveys        | 6/30/2020  | 5/18/2020  |
| Finalization of Existing Site Surveys | 8/30/2020  | 9/18/2020  |
| Design RFP Proposals Due              | 9/4/2020   | 9/10/2020  |
| Design RFP Final Selection            | 10/29/2020 | 10/29/2020 |
| Consultant Contract Issuance          | 12/14/2020 | 4/20/2021  |
| Design Completion                     | 7/2/2021   |            |
| Turf Supplier RFP Proposal Due        | 4/30/2021  |            |

### PARTICIPATION

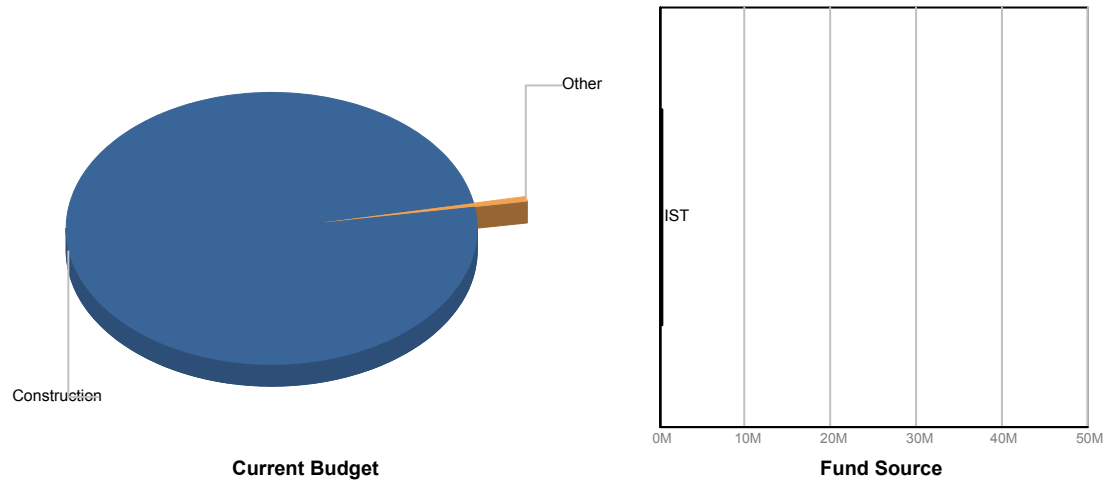
**Consultant**

- SBE 25%
- Local 25%
- WBE 0%
- MBE 6.13%

**Contractor**

- SBE TBD
- Local TBD
- WBE TBD
- MBE TBD

### FUNDING



### FINANCIAL SUMMARY

|              | Project Budget   | Committed        | % Committed   | Paid To Date    |
|--------------|------------------|------------------|---------------|-----------------|
|              | A                | B                | C=B/A         | D               |
| Construction | \$248,750        | \$136,854        | 55.02%        | \$0             |
| Other        | \$1,250          | \$16,969         | 1,357.54%     | \$16,347        |
| <b>TOTAL</b> | <b>\$250,000</b> | <b>\$153,824</b> | <b>61.53%</b> | <b>\$16,347</b> |

### NOTES

DJLA survey complete. Design expected to be 100% complete by 12/31/2021. Monthly Design meetings have been scheduled. DD drawings have been complete and review comments have been returned to FTE.




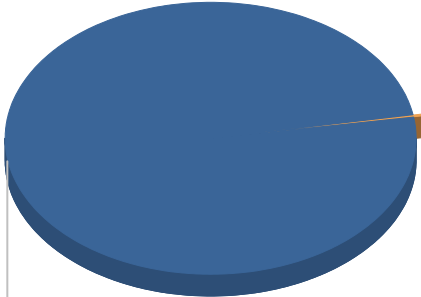
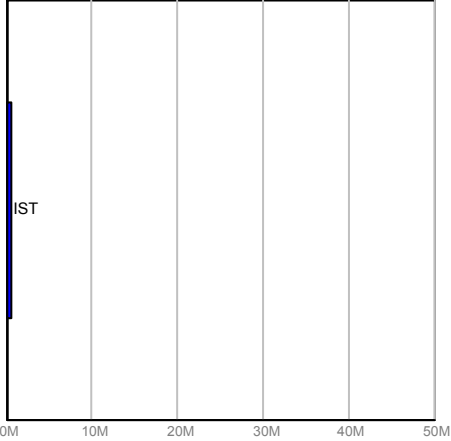
# Monthly Infrastructure Sales Tax Project Report

## Large Cap Projects

Data Date: 8/19/2021

Report Date: 9/8/2021

| DESCRIPTION/TEAM  | SCOPE   | PHOTO   |
|---|---|---|
| <p><b>Project Title:</b> Dubois Park Var Historic Building Repair and Renovation</p> <p>Project Number: T111</p> <p>BCC District: 01</p> <p>Delivery Method: Annual Contract</p> <p>Category: P08-Public Building Repair Replacement &amp; Expans</p> <p>Status: Construction</p> <p>Designer: N/A</p> <p>Contractor: Robling Architecture Construction</p> <p>Project Manager: Ben Carroll</p> | <p>The project consists of relocating the Pineapple Packing House structure, wood framing repairs, roof replacement and new windows, doors, electrical and HVAC</p> <p>IST FY 2020 - \$250,000</p> <p>IST FY 2021 - \$250,000</p> <p>IST FY 2022 - \$250,000</p> <p>IST FY 2023 - \$250,000</p> <p>IST FY 2024 - \$400,585</p> <p>IST FY 2025 - \$599,415</p> |  |

| SCHEDULE SUMMARY  | PARTICIPATION | FUNDING   |        |               |           |           |                    |            |  |   |  |
|---|---------------|-----------|--------|---------------|-----------|-----------|--------------------|------------|--|---|--|
| <table border="1"> <thead> <tr> <th></th> <th style="text-align: center;">Original</th> <th style="text-align: center;">Actual</th> </tr> </thead> <tbody> <tr> <td>Project Start</td> <td style="text-align: center;">4/12/2021</td> <td style="text-align: center;">4/12/2021</td> </tr> <tr> <td>Project Completion</td> <td style="text-align: center;">12/13/2021</td> <td></td> </tr> </tbody> </table> |               | Original  | Actual | Project Start | 4/12/2021 | 4/12/2021 | Project Completion | 12/13/2021 |  | <p><b>Consultant</b></p> <p>SBE N/A</p> <p>Local N/A</p> <p>WBE N/A</p> <p>MBE N/A</p> <p><b>Contractor</b></p> <p>SBE 10.46%</p> <p>Local 100%</p> <p>WBE 0%</p> <p>MBE 0%</p> | <div style="display: flex; justify-content: space-around;"> <div style="text-align: center;">  <p>Construction</p> </div> <div style="text-align: center;">  <p>IST</p> </div> </div> <p style="text-align: center;"><b>Current Budget</b></p> <p style="text-align: center;"><b>Fund Source</b></p> |
|   | Original      | Actual    |        |               |           |           |                    |            |  |   |  |
| Project Start   | 4/12/2021     | 4/12/2021 |        |               |           |           |                    |            |  |   |  |
| Project Completion  | 12/13/2021    |           |        |               |           |           |                    |            |  |   |  |

| FINANCIAL SUMMARY |                  |                  |               |                 |
|-------------------|------------------|------------------|---------------|-----------------|
|                   | Project Budget   | Committed        | % Committed   | Paid To Date    |
|                   | A                | B                | C=B/A         | D               |
| Construction      | \$498,750        | \$216,668        | 43.44%        | \$27,661        |
| Other             | \$1,250          | \$629            | 50.35%        | \$629           |
| <b>TOTAL</b>      | <b>\$500,000</b> | <b>\$217,297</b> | <b>43.46%</b> | <b>\$28,291</b> |

**NOTES**

No status change. Dimensional lumber has 5-6 month lead time. Contractor will complete underground work, foundation until lumber arrives.



# Monthly Infrastructure Sales Tax Project Report

## Large Cap Projects

Data Date: 8/19/2021

Report Date: 9/8/2021

### DESCRIPTION/TEAM

### SCOPE

### PHOTO

**Project Title:** Canyon's District Park New Park Development  
**Project Number:** T122  
**BCC District:** 05  
**Delivery Method:** Construction Manager at Risk  
**Category:** N02-New Park Development  
**Status:** Design  
**Designer:** Architecture Green  
**Contractor:** Kaufman Lynn  
**Project Manager:** Rosalyn Acosta

The project consists of the construction of a 52 acre Park south of Boynton Beach Blvd, along the west side of Acme Dairy Rd. with the Canyon Lakes Communities bordering the south and west limits of the site. The park will be constructed in two phases. Phase I will need to be completed in order to transfer the multi-purpose activities that currently take place on two existing soccer fields located to the west of the park. Once transferred the old soccer fields site will become the site of the new Canyon District Library.

FT2021 IST \$12,000,000



### SCHEDULE SUMMARY

|                         | Original  | Actual   |
|-------------------------|-----------|----------|
| GMP Approval            | 1/14/2021 | 5/4/2021 |
| Construction Start      | 1/27/2021 |          |
| Construction Completion | 1/27/2022 |          |
| Project Completion      | 3/27/2022 |          |

### PARTICIPATION

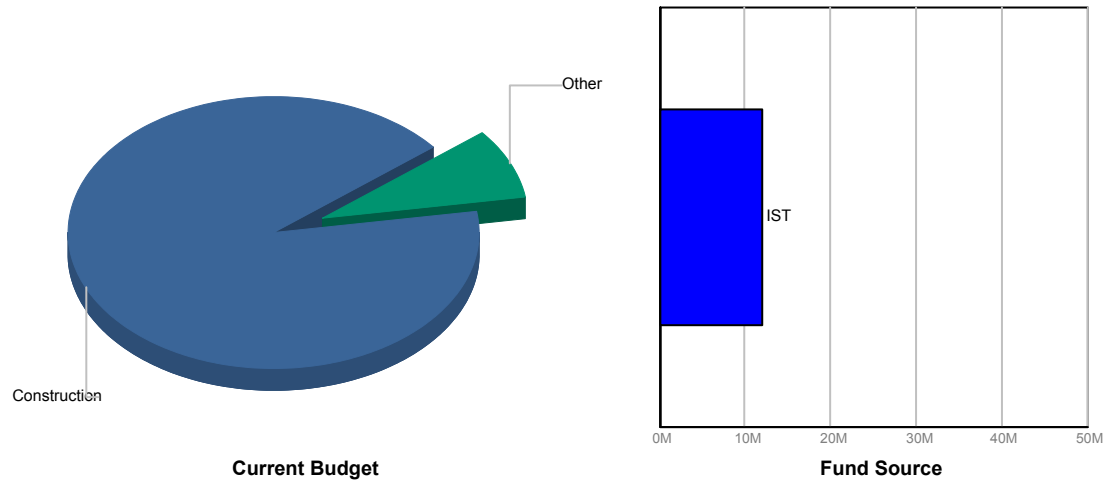
#### Consultant

SBE 75.93%  
 Local 100%  
 WBE 21.41%  
 MBE 0%

#### Contractor

SBE 22.32%  
 Local 100%  
 WBE 22.32%  
 MBE 22.32%

### FUNDING



### FINANCIAL SUMMARY

|              | Project Budget      | Committed           | % Committed   | Paid To Date       |
|--------------|---------------------|---------------------|---------------|--------------------|
|              | A                   | B                   | C=B/A         | D                  |
| Design       | \$0                 | \$0                 | 0.00%         | \$0                |
| Construction | \$11,000,000        | \$11,467,581        | 104.25%       | \$2,904,791        |
| Other        | \$1,000,000         | \$19,295            | 1.93%         | \$19,295           |
| <b>TOTAL</b> | <b>\$12,000,000</b> | <b>\$11,486,876</b> | <b>95.72%</b> | <b>\$2,924,086</b> |

### NOTES

Installation of roadway drainage structures and irrigation lines as well as Maintenance and Concessions buildings activities are ongoing. PBCLD has approved open road cut across Acme Dairy Rd. for FPL connection to transformer. The team is looking into a solution to the top soil conditions of the multipurpose fields; current soil was found unsuitable due to large quantities of shell rock.

# Monthly Infrastructure Sales Tax Project Report

## Large Cap Projects

Data Date: 8/19/2021

Report Date: 9/8/2021

### DESCRIPTION/TEAM

### SCOPE

### PHOTO

**Project Title:** Glades Pioneer Park Athletic Field Renovation  
**Project Number:** T175  
**BCC District:** 07  
**Delivery Method:** TBD  
**Category:** A06-Athletic Field Renovations  
**Status:** Design  
**Designer:** Florida Transportation Engineering  
**Contractor:** TBD  
**Project Manager:** Stuart Patterson

Replacement of existing grass field turf with synthetic turf on multi-purpose field 1.  
**Funded:**  
 FY 2021 \$210,000  
 FY 2023 \$2,000,000



### SCHEDULE SUMMARY

|                                       | Original   | Actual     |
|---------------------------------------|------------|------------|
| Begin Existing Site Surveys           | 1/29/2020  | 1/29/2020  |
| Complete Existing Site Surveys        | 6/30/2020  | 5/18/2020  |
| Finalization of Existing Site Surveys | 8/30/2020  | 9/18/2020  |
| Design RFP Final Selection            | 10/29/2020 | 10/29/2020 |
| Consultant Contract Issuance          | 12/14/2020 |            |
| Design Completion                     | 7/2/2021   |            |
| Turf Supplier RFP Proposal Due        | 4/30/2021  |            |

### PARTICIPATION

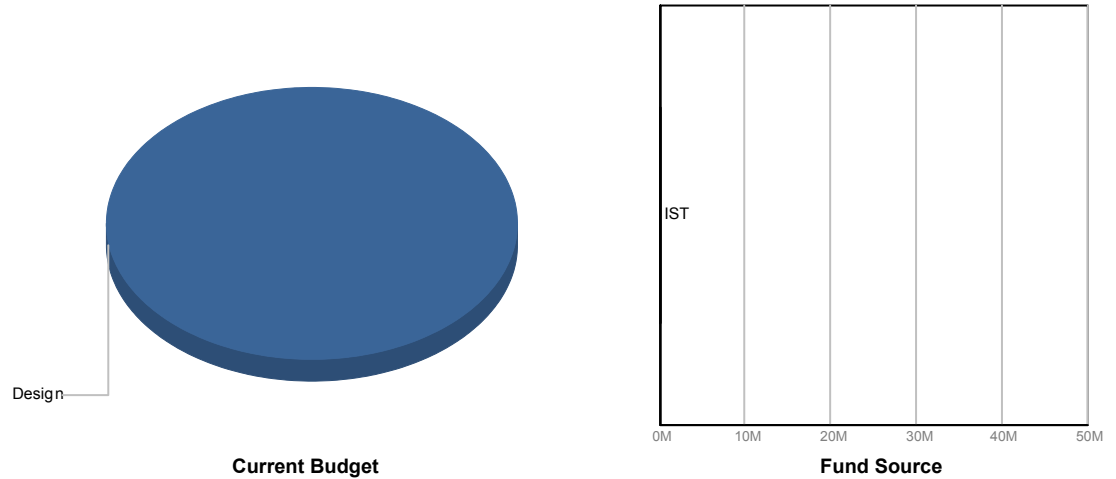
**Consultant**

- SBE 25%
- Local 25%
- WBE 0%
- MBE 6.13%

**Contractor**

- SBE TBD
- Local TBD
- WBE TBD
- MBE TBD

### FUNDING



### FINANCIAL SUMMARY

|              | Project Budget   | Committed        | % Committed   | Paid To Date   |
|--------------|------------------|------------------|---------------|----------------|
|              | A                | B                | C=B/A         | D              |
| Design       | \$210,000        | \$156,252        | 74.41%        | \$6,179        |
| <b>TOTAL</b> | <b>\$210,000</b> | <b>\$156,252</b> | <b>74.41%</b> | <b>\$6,179</b> |

### NOTES

DJLA survey complete. Design expected to be 100% complete by 12/31/2021. Monthly Design meetings have been scheduled. DD drawings have been complete and review comments have been returned to FTE.