



Monthly Infrastructure Sales Tax Project Report

Large Cap Projects

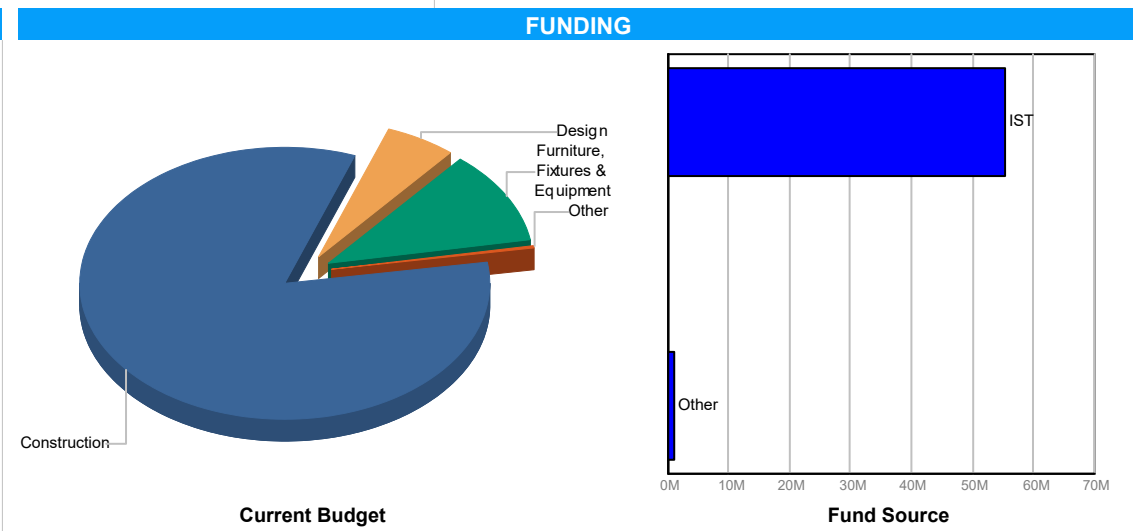
Data Date: 2/15/2024

Report Date: 2/29/2024

DESCRIPTION/TEAM	SCOPE	PHOTO
<p>Project Title: Headquarters R&R</p> <p>Project Number: 11206 BCC District: 03 Delivery Method: Construction Management Category: S06-Sheriff - FDO Status: Construction Designer: Leo Daly Contractor: Kast Construction Project Manager: Terri Wolfe</p>	<p>The project consists of the exterior hardening of the entire building consisting of new exterior walls, impact resistant doors and windows, roof replacement and structural tie-ins as well as the R&R of all major building systems and interior renovation of approx. 75% of the building. As part of the project, the Board has also approved the temp. relocation of employees occupying approx. 70% of the space to ensure continuity of operations during the construction, reduce the overall duration of the project and therefore total project cost. This project is funded in:</p> <p>FY 2017 IST \$1,600,000, FY 2019 IST \$11,047,000 FY 2020 IST \$10,835,000, FY 2021 IST \$17,620,000 FY 2022 IST \$6,577,994 Ad Valorem Fund Allocated to date \$8,953,189</p>	

SCHEDULE SUMMARY		
	Original	Actual
Project Start	3/14/2016	3/14/2016
Design Start	5/9/2017	5/9/2017
Construction Start	1/31/2019	3/22/2021
Substantial Completion	8/23/2022	12/8/2023
Project Completion	3/24/2023	

PARTICIPATION	
Consultant	
SBE	24.71%
Local	100%
WBE	N/A
MBE	N/A
Contractor	
SBE	12.75%
Local	100%
WBE	N/A
MBE	N/A



FINANCIAL SUMMARY				
	Project Budget	Committed	% Committed	Paid To Date
	A	B	C=B/A	D
Design	\$3,134,621	\$3,134,621	100.00%	\$3,367,598
Construction	\$47,021,985	\$46,191,662	98.23%	\$42,280,808
Furniture, Fixtures & Equipment	\$6,359,901	\$5,276,173	82.96%	\$3,560,159
Other	\$116,675	\$116,663	99.99%	\$116,663
TOTAL	\$56,633,183	\$54,719,118	96.62%	\$49,325,227

NOTES

The CO for the exterior permit is complete. TCO requirements met and final CO is expected end of March 2024. Kast and PBC Facilities are addressing a comprehensive punch list. A draft of the closeout information has been sent to PBC Facilities and the project consultants for review. Change orders are still in progress and will continue into mid-2024.



Monthly Infrastructure Sales Tax Project Report

Large Cap Projects

Data Date: 2/15/2024

Report Date: 2/29/2024

DESCRIPTION/TEAM

SCOPE

PHOTO

Project Title: Ocean Inlet Park and Marina Renovation

Project Number: 13367
 BCC District: 04
 Delivery Method: Hard Bid
 Category: P08-Public Building Repair Replacement & Expans
 Status: Construction
 Designer: Alan Gerwig & Associates, Inc.
 Contractor: Poseidon
 Project Manager: Rich Avery

The project consists of the replacement of marina components as well as new components including bulkhead wall, floating docks, floating finger docks, fixed dock, boat lifts, floating wave attenuator, landscaping, and replacement of the current Marina/Restroom and concession buildings. The project will be constructed in two phases. Phase one will consist of marina bulkhead, dock reconstruction and wave attenuator construction. The remaining scope to be completed during phase 2.

Total available funding for this project consists of \$2,500,000 FY18 IST funds, \$2,500,000 FY20 Find Grant funds, and \$3,200,000 FY23 IST funds.



SCHEDULE SUMMARY

	Original	Actual
Phase I Start	2/5/2018	2/4/2018
Design Start	10/22/2018	10/22/2018
Construction Start	12/3/2019	11/1/2021
Substantial Completion	11/1/2022	

PARTICIPATION

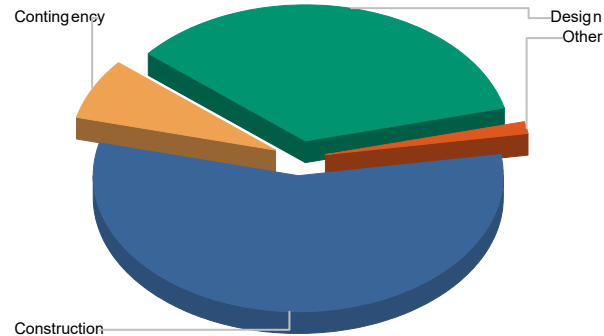
Consultant

SBE 82.50%
 Local 100%
 WBE N/A
 MBE N/A

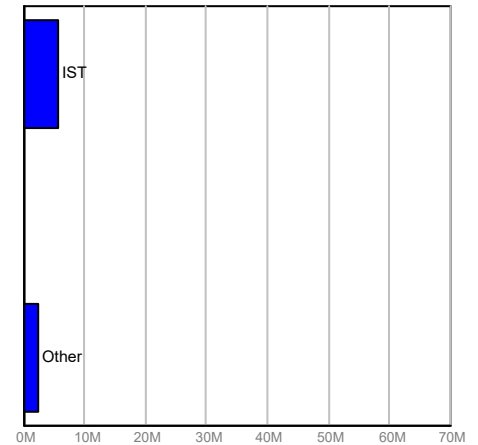
Contractor

SBE 92.67
 Local 92.67
 WBE N/A
 MBE N/A

FUNDING



Current Budget



Fund Source

FINANCIAL SUMMARY

	Project Budget	Committed	% Committed	Paid To Date
	A	B	C=B/A	D
Design	\$2,877,200	\$332,155	11.54%	\$310,290
Construction	\$4,614,300	\$2,108,974	45.71%	\$1,813,155
Other	\$108,500	\$105,550	97.28%	\$105,550
Contingency	\$600,000	\$0	0.00%	\$0
TOTAL	\$8,200,000	\$2,546,678	31.06%	\$2,228,995

NOTES

Phase II is on hold until TBD. North Seawall: The following work remains to be completed: Electrical service work is ongoing. Railings are on site and being installed. Chain link fencing has been installed. Punchlist inspections of the sea wall and boat lift are pending the availability of a suitable watercraft. Punchlist and fitting for the boatlifts to be scheduled once power is on.



Monthly Infrastructure Sales Tax Project Report

Large Cap Projects

Data Date: 2/15/2024

Report Date: 2/29/2024

DESCRIPTION/TEAM

Project Title: Evidence Building

Project Number: 14218
 BCC District: 03
 Delivery Method: Construction Management
 Category: S06-Sheriff - FDO
 Status: Construction
 Designer: Leo Daly
 Contractor: Pirtle Construction
 Project Manager: Jeffrey Halverson

SCOPE

The project consists of a new 2-story Evidence Storage/Crime Scene/Crime Lab Facility (Approximately 87,000 GSF) and a 12,000 GSF metal building for impound vehicle storage. The main facility will house property seized by the Sheriff's Office, Administrative Offices, Evidence Processing via the crime scene investigation unit and the crime lab. Monitored cameras, motion detectors, and restricted access with electronic logging will be provided. The facility will accommodate secure vehicle garage bays that can store large vehicles (i.e. 56' long trailers) holding evidence for investigation or transport. Site Development (16 Acres) to include user parking (public, booking officers & staff), a fenced/gated impound lot (350 surface spaces) and a limited area of covered parking.

PHOTO



Palm Beach County Sheriff's Office Forensic Facility



SCHEDULE SUMMARY

	Original	Actual
Project Start	3/30/2016	12/21/2016
Design Start	6/28/2017	6/28/2017
Construction Start	7/5/2018	4/29/2019
Substantial Completion	11/5/2019	10/30/2020
Project Completion	11/26/2019	

PARTICIPATION

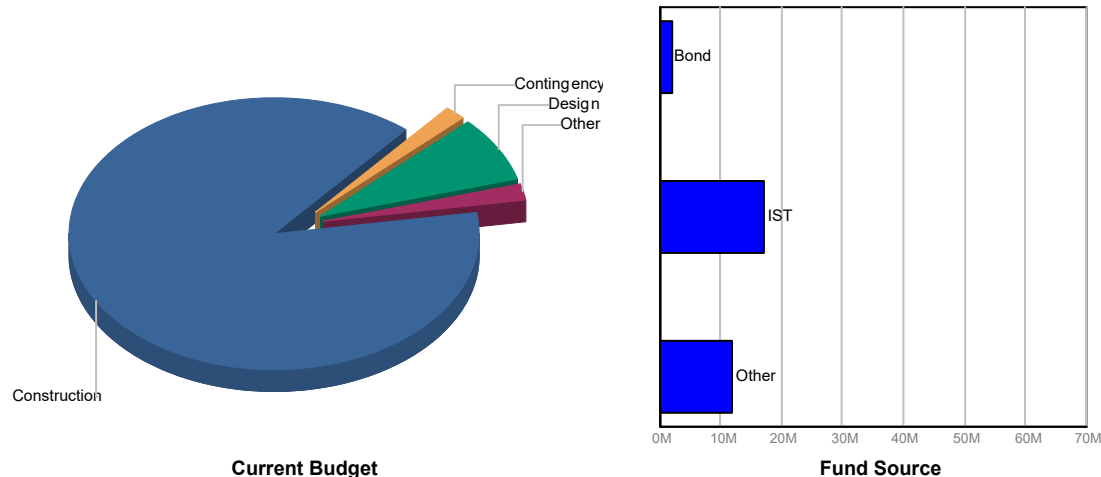
Consultant

SBE 33.21%
 Local 78.96%
 WBE N/A
 MBE N/A

Contractor

SBE 21.60%
 Local 55%
 WBE N/A
 MBE N/A

FUNDING



FINANCIAL SUMMARY

	Project Budget	Committed	% Committed	Paid To Date
	A	B	C=B/A	D
Design	\$2,461,526	\$2,383,870	96.85%	\$2,065,807
Construction	\$27,795,544	\$28,581,495	102.83%	\$20,401,845
Furniture, Fixtures & Equipment	\$0	\$0	0.00%	\$0
Other	\$602,158	\$199,506	33.13%	\$199,506
Contingency	\$492,268	\$3,672	0.75%	\$3,672
TOTAL	\$31,351,497	\$31,168,543	99.42%	\$22,670,830

NOTES

Dehumidification system is operating and being monitored. The CCP for Helium gas line replacement will be moved forward as a CO, with final decisions to be made based on tests on removed pipes. Test & Balance #3 is not complete, and a preliminary report has been issued and is being reviewed in preparation for a meeting to resolve identified issues. Pirtle has submitted a CCP for the Processing Garage HVAC upgrade, and this is still being prepared as an Amendment to the contract rather than a Change Order (awaiting GMP from the construction manager).



Monthly Infrastructure Sales Tax Project Report

Large Cap Projects

Data Date: 2/15/2024

Report Date: 2/29/2024

DESCRIPTION/TEAM

SCOPE

PHOTO

Project Title: CR 880 Canal Bank Stabilization

Project Number: 1448
 BCC District: 06
 Delivery Method: Bid Contract Award
 Category: C02-CR 880 Canal Bank Stabilization
 Status: Construction
 Designer: Wantman Group
 Contractor: Dickerson Florida, Inc.
 Project Manager: Holly Knight

This project will repair, restore, and stabilize the embankment along a portion of County Road 880. The South Florida Water Management District's L-13 Canal parallels and is very close to County Road 880. The embankment area for County Road 880 to the canal is minimal. The undermining of the County Road 880 embankment continues due to storm events and increased South Florida Water Management District pumping and has progressively deteriorated. Repair of the embankment is necessary to prevent the eventual collapse of County Road 880 and to ensure the integrity of County Road 880 and provide a safe roadway for the public.
 IST Funds: FY17 \$1,000,000 FY18 \$2,000,000 FY24 \$2,000,000.



SCHEDULE SUMMARY

	Original	Actual
Construction Notice to Proceed	6/5/2017	6/5/2017
Phase III Construction Complete	11/2/2017	10/20/2017
Phase IV-Construction Notice to Proceed	6/1/2018	7/9/2018
Phase IV-Construction Complete	12/1/2018	3/27/2019
Phase V-Construction Notice to Proceed	6/1/2019	7/1/2019
Phase V-Construction Complete	12/1/2019	11/20/2019

PARTICIPATION

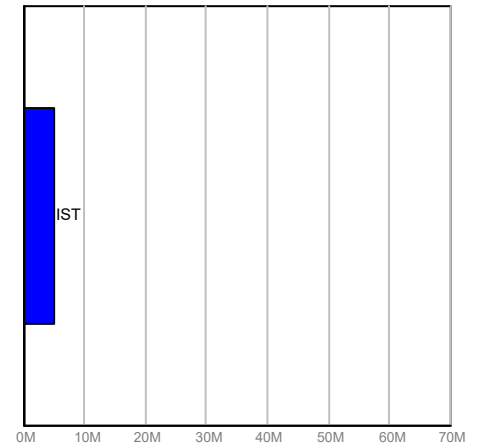
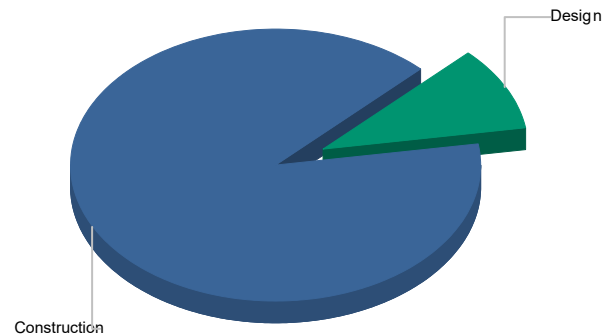
Consultant

SBE 15%
 Local 100%
 WBE 0%
 MBE 0%

Contractor

SBE 23.4%
 Local 23.4%
 WBE 0%
 MBE 0%

FUNDING



Current Budget

Fund Source

FINANCIAL SUMMARY

	Project Budget	Committed	% Committed	Paid To Date
	A	B	C=B/A	D
Design	\$500,000	\$75,698	15.14%	\$75,698
Construction	\$4,500,000	\$2,537,431	56.39%	\$2,311,701
Contingency	\$0	\$0	0.00%	\$0
TOTAL	\$5,000,000	\$2,613,129	52.26%	\$2,387,400

NOTES

Phases I and II (constructing adjacent locations) were completed in FY 2015 and FY 2016 using non-IST funding. Phase III construction is funded at \$1,000,000 in FY 2017. Construction for Phases IV & V are funded at \$2,000,000 in FY 2018. Construction is complete for Phases III, IV and V. Phase VI construction is delayed pending design review/revision and bid process.



Monthly Infrastructure Sales Tax Project Report

Large Cap Projects

Data Date: 2/15/2024

Report Date: 2/29/2024

DESCRIPTION/TEAM

SCOPE

PHOTO

Project Title: 6th Ave. So. over Lake Osborne (LWDD E-4 Canal)(S Br/ East bound) (934307)

Project Number: 1464

BCC District: 03

Delivery Method: Design CCNA

Category: B08-Bridge Replacements

Status: Construction

Designer: Stantec

Contractor: Ranger

Project Manager: Will Carey

This project will replace an existing bridge that was built over 50 years ago. The new bridge will improve traffic safety (lane widths, bike lanes and barrier walls), improve roadway drainage, and enhance pedestrian sidewalk safety. The new bridge will also provide greater vertical clearance.



SCHEDULE SUMMARY

	Original	Actual
Design Contract Notice to Proceed	7/17/2018	7/17/2018
Design Completion	12/1/2020	2/14/2021
Construction Bid Date	3/1/2021	5/4/2021
Construction Start	12/1/2021	2/14/2022
Construction Complete	5/1/2024	

PARTICIPATION

Consultant

SBE 25%

Local 100%

WBE 0%

MBE 0%

Contractor

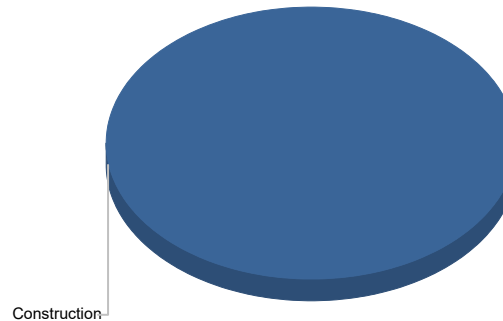
SBE 11%

Local 100%

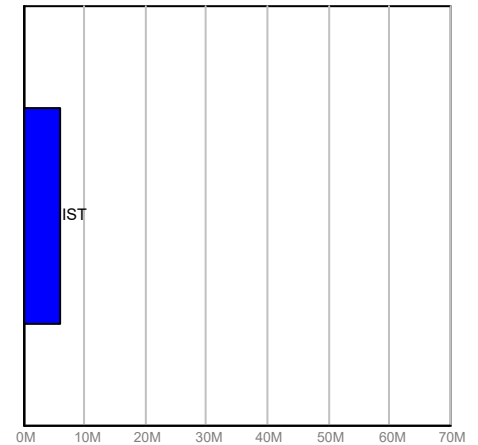
WBE 0%

MBE 0%

FUNDING



Current Budget



Fund Source

FINANCIAL SUMMARY

	Project Budget	Committed	% Committed	Paid To Date
	A	B	C=B/A	D
Construction	\$6,000,000	\$5,871,286	97.85%	\$5,074,523
TOTAL	\$6,000,000	\$5,871,286	97.85%	\$5,074,523

NOTES

This project is funded with 5-Year Road Program (RP) funding and IST funding. Design (using RP funds) is complete. The project was bid on 5/4/21 - with apparent low bid of \$ 11.1m The IST partially funds the construction of the project at \$6m in FY 2020. Construction is ongoing (65% complete).



Monthly Infrastructure Sales Tax Project Report

Large Cap Projects

Data Date: 2/15/2024

Report Date: 2/29/2024

DESCRIPTION/TEAM

SCOPE

PHOTO

Project Title: CR 880 (Old SR 80) Over C-51 Canal (930940)
Project Number: 1480
BCC District: 06
Delivery Method: Design CCNA
Category: B08-Bridge Replacements
Status: Design
Designer: Alan Gerwig & Assoc.
Contractor: TBD (Bid)
Project Manager: Maroun Azzi

This project will replace an existing bridge that was built over 80 years ago. The new bridge will improve traffic safety (lane widths and vehicle barrier walls). The current bridge is weight restricted.



SCHEDULE SUMMARY

	Original	Actual
Design Contract Notice to Proceed	11/9/2018	11/9/2018
Design Completion	12/1/2023	
Construction Bid Date	4/1/2024	
Construction Start	9/1/2024	
Construction Complete	6/1/2026	

PARTICIPATION

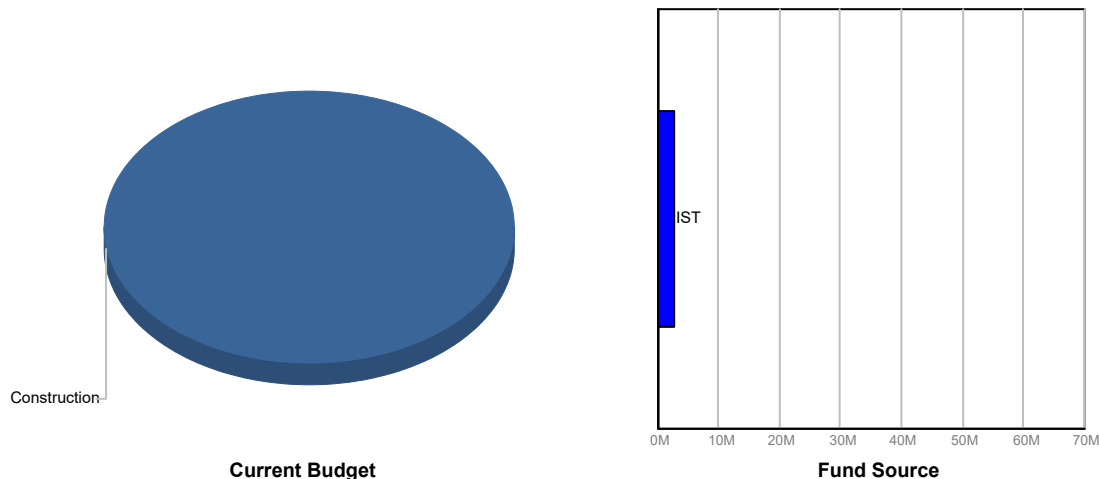
Consultant

- SBE 94.3%
- Local 100%
- WBE 0%
- MBE 0%

Contractor

- SBE TBD
- Local TBD
- WBE TBD
- MBE TBD

FUNDING



FINANCIAL SUMMARY

	Project Budget	Committed	% Committed	Paid To Date
	A	B	C=B/A	D
Construction	\$2,700,000	\$13,710	0.51%	\$13,710
TOTAL	\$2,700,000	\$13,710	0.51%	\$13,710

NOTES

This project is funded with 5-Year Road Program (RP) funding and IST funding. Design (using 5-Year RP funds) is ongoing (80% complete). The construction of the project is currently estimated at \$5.8m. The IST partially funds the construction of the project at \$2.7m in FY 2019. The project is currently scheduled to begin construction in FY24. The scheduled dates have been revised to depict design and permitting delays.



Monthly Infrastructure Sales Tax Project Report

Large Cap Projects

Data Date: 2/15/2024

Report Date: 2/29/2024

DESCRIPTION/TEAM

SCOPE

PHOTO

Project Title: Main Detention Center Electronics

Project Number: 15218
 BCC District: 03
 Delivery Method: Construction Management
 Category: S06-Sheriff - FDO
 Status: Construction
 Designer: Leo A. Daly
 Contractor: Hedrick Brothers Construction
 Project Manager: Jeffrey Halverson

Phase II - Electronics for the South, East, and West Towers at the Main Detention Center, which have continually operated since the early 1980's. These systems include door controls, intercom, nurse's call system, CCTV, upgrade of EST3 software for fire alarm and new infrastructure for the future expansion of the CCTV system.
 Main Detention Center Electronics (B594) IST Funding
 FY 2017 IST \$5,600,000
 FY 2018 IST \$4,700,000
 The total Electronics budget is \$11,235,851 of which \$1,021,161 is funded through Ad Valorem.



SCHEDULE SUMMARY

	Original	Actual
Project Start	7/9/2015	6/9/2015
Design Start	6/21/2016	6/21/2016
Construction Start	3/19/2018	5/17/2018
Substantial Completion	3/15/2022	8/10/2020
Project Completion	6/30/2022	

PARTICIPATION

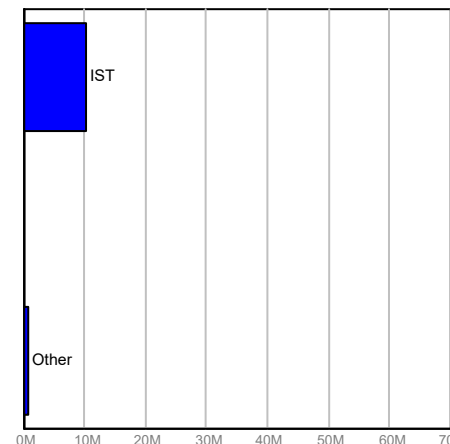
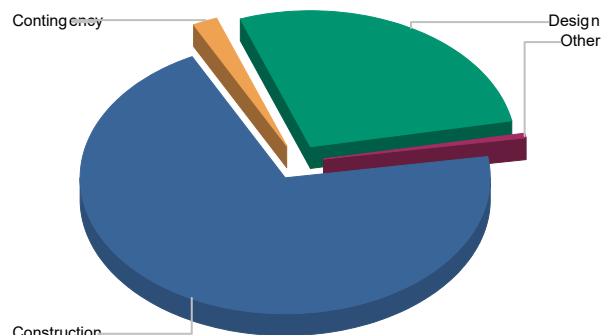
Consultant

- SBE 22.60%
- Local 67%
- WBE N/A
- MBE N/A

Contractor

- SBE 76.79%
- Local 80%
- WBE N/A
- MBE N/A

FUNDING



Current Budget

Fund Source

FINANCIAL SUMMARY

	Project Budget	Committed	% Committed	Paid To Date
	A	B	C=B/A	D
Design	\$3,096,507	\$3,053,730	98.62%	\$2,933,781
Construction	\$7,868,421	\$7,218,019	91.73%	\$7,179,826
Furniture, Fixtures & Equipment	\$0	\$0	0.00%	\$0
Other	\$55,740	\$62,260	111.70%	\$62,260
Contingency	\$215,183	\$0	0.00%	\$0
TOTAL	\$11,235,851	\$10,334,009	91.97%	\$10,175,866

NOTES

Phase II financial reconciliation final will be a scheduled agenda item for the BCC meeting in mid-July 2024 to allow for proper reconciliation of funds.



Monthly Infrastructure Sales Tax Project Report

Large Cap Projects

Data Date: 2/15/2024

Report Date: 2/29/2024

DESCRIPTION/TEAM

SCOPE

PHOTO

Project Title: Palm Beach Lakes Blvd over FEC R/R

Project Number: 1532
 BCC District: 07
 Delivery Method: Design CCNA
 Category: B04-Bridge Modifications
 Status: Design
 Designer: HNTB
 Contractor: TBD
 Project Manager: Maroun Azzi

This project will rehabilitate an existing bridge that was built over 50 years ago. The project will improve traffic safety (lane widths, pedestrian barrier, railings) and may involve other improvements such as shoulders, bike lanes, and sidewalks.
 FY 2017 IST \$1,500,000
 FY 2021 IST \$4,500,000
 FY 2025 IST \$8,300,000



SCHEDULE SUMMARY

	Original	Actual
Project Start	9/30/2017	9/30/2017
Consultant Procurement Finish	9/3/2019	12/1/2019
Study Start	4/7/2020	4/7/2020
Design Complete	4/1/2026	
Permit Application	6/1/2024	
Permit Issued	12/25/2025	
Construction Start	1/1/2027	
Construction Complete	1/1/2029	
Study Complete	5/1/2022	4/1/2022
Design Start	4/1/2023	5/10/2023

PARTICIPATION

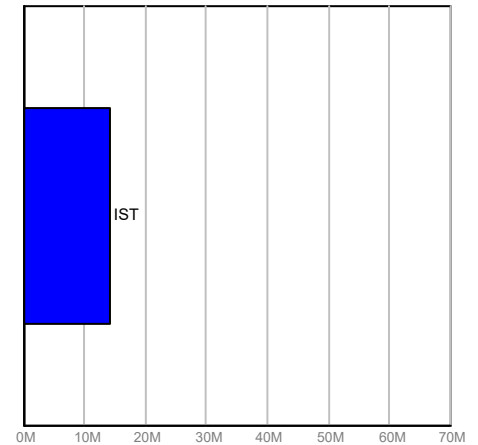
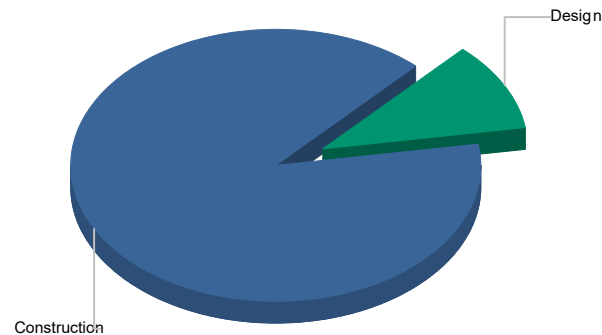
Consultant

- SBE 36.5%
- Local 96%
- WBE TBD
- MBE TBD

Contractor

- SBE TBD
- Local TBD
- WBE TBD
- MBE TBD

FUNDING



Current Budget

Fund Source

FINANCIAL SUMMARY

	Project Budget	Committed	% Committed	Paid To Date
	A	B	C=B/A	D
Design	\$1,500,000	\$1,501,589	100.11%	\$462,969
Construction	\$12,800,000	\$1,960	0.02%	\$1,960
Other	\$0	\$15,327	0.00%	\$15,327
Contingency	\$0	\$0	0.00%	\$0
TOTAL	\$14,300,000	\$1,518,876	10.62%	\$480,256

NOTES

Initial coordination has been completed with stakeholders including the City of West Palm Beach and the Community Redevelopment Agency to determine scope and design parameters for the rehabilitation of the bridge superstructure. Design is ongoing (10% complete). The scheduled dates have been revised to depict coordination, planning, and scope delays.



Monthly Infrastructure Sales Tax Project Report

Large Cap Projects

Data Date: 2/15/2024

Report Date: 2/29/2024

DESCRIPTION/TEAM

SCOPE

PHOTO

Project Title: Sections of Jog Road

This project consists of restriping sections of Jog Road.

Project Number: 1537
 BCC District: Multiple
 Delivery Method: Annual Striping Contract
 Category: S16-Striping
 Status: Construction
 Designer: N/A
 Contractor: Oglesby
 Project Manager: Larry Kelly

FY 2017 \$350,000
 FY 2021 \$150,000
 FY 2022 \$100,000
 FY 2023 \$100,000
 FY 2024 \$200,000
 FY 2026 \$200,000



SCHEDULE SUMMARY

PARTICIPATION

FUNDING

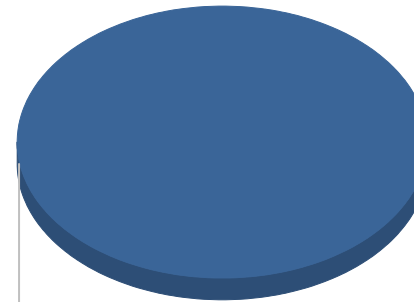
	Original	Actual
Summit to Gun Club Complete	9/20/2017	9/20/2017
PGA to Hood Complete	10/31/2017	10/31/2017
10th Avenue N. to Summit Complete	1/22/2018	1/22/2018
Wallis to Roebuck Complete	3/7/2018	3/7/2018
Gateway to S. of Hypoluxo Complete	12/17/2018	10/18/2018
Glades to NW 55th St.	3/19/2019	3/19/2019
Hood to Donald Ross	12/2/2020	12/12/2020
N. Oriole to Lake Ida	4/3/2021	3/9/2021
Beeline to Northlake	5/11/2023	5/11/2023
Yamato to Clint Moore	11/3/2023	11/3/2023

Consultant

SBE N/A
 Local N/A
 WBE N/A
 MBE N/A

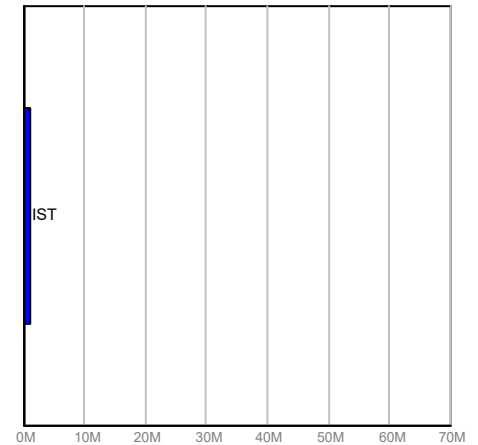
Contractor

SBE 61%
 Local 61%
 WBE 0%
 MBE 0%



Construction

Current Budget



Fund Source

FINANCIAL SUMMARY

NOTES

	Project Budget	Committed	% Committed	Paid To Date
	A	B	C=B/A	D
Design	\$0	\$0	0.00%	\$0
Construction	\$1,100,000	\$493,091	44.83%	\$421,245
Contingency	\$0	\$0	0.00%	\$0
TOTAL	\$1,100,000	\$493,091	44.83%	\$421,245

Jog Road is a North-South major County thoroughfare. This project consists of re-striping sections of Jog Road. Restriping continues on an as needed basis.



Monthly Infrastructure Sales Tax Project Report

Large Cap Projects

Data Date: 2/15/2024

Report Date: 2/29/2024

DESCRIPTION/TEAM

SCOPE

PHOTO

Project Title: CR 880

Resurfacing approximately 2.5 miles (5 lane miles) of a portion of County Road 880 from Main Street to S.R. 80 each year.



Project Number: 1539
 BCC District: 06
 Delivery Method: Annual Construction Contract
 Category: R04-Resurfacing
 Status: Construction
 Designer: N/A
 Contractor: Community
 Project Manager: Darren Prainito

SCHEDULE SUMMARY

	Original	Actual
FY 2017 Construction Complete	12/22/2017	12/22/2017
FY 2018 Construction Complete	12/7/2018	11/30/2018
FY 2019 Construction Complete	12/31/2019	11/1/2019
FY 2020 Construction Complete	12/18/2020	12/3/2020
FY 2021 Construction Complete	12/17/2021	10/5/2021
FY 2022 Construction Complete	12/16/2022	7/14/2022
FY 2023 Construction Complete	12/15/2023	11/28/2023
FY 2024 Construction Complete	12/24/2024	

PARTICIPATION

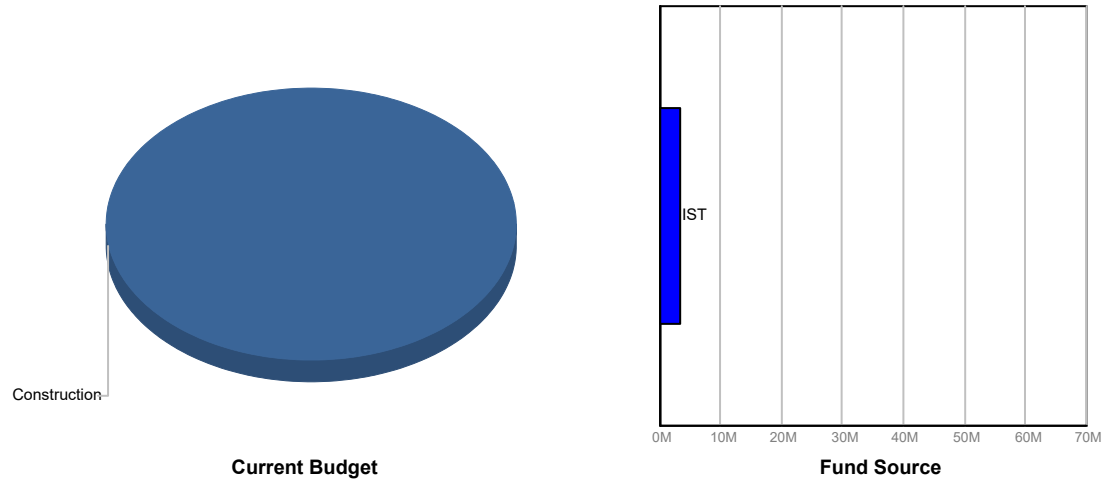
Consultant

SBE N/A
 Local N/A
 WBE N/A
 MBE N/A

Contractor

SBE 8.7%
 Local 95.8%
 WBE 0%
 MBE 0%

FUNDING



FINANCIAL SUMMARY

	Project Budget	Committed	% Committed	Paid To Date
	A	B	C=B/A	D
Design	\$0	\$2,392	0.00%	\$2,392
Construction	\$3,300,000	\$1,821,451	55.20%	\$1,821,451
Contingency	\$0	\$0	0.00%	\$0
TOTAL	\$3,300,000	\$1,823,843	55.27%	\$1,823,843

NOTES

County Road 880 is approximately 19 miles in length. This project entails resurfacing a portion of County Road 880 each year. Construction complete for FY2017 thru 2023.



Monthly Infrastructure Sales Tax Project Report

Large Cap Projects

Data Date: 2/15/2024

Report Date: 2/29/2024

DESCRIPTION/TEAM

SCOPE

PHOTO

Project Title: Brown's Farms Road

Resurfacing approximately 2 miles (4 lane miles) of a portion of Brown's Farm Road from CR 880 to South Terminus each year.

Project Number: 1540
 BCC District: 06
 Delivery Method: Annual Construction Contract
 Category: R04-Resurfacing
 Status: Construction
 Designer: N/A
 Contractor: Community
 Project Manager: Darren Prainito



SCHEDULE SUMMARY

	Original	Actual
FY 2017 Construction Complete	12/22/2017	12/22/2017
FY 2018 Construction Complete	12/1/2018	11/30/2018
FY 2019 Construction Complete	12/31/2019	11/1/2019
FY 2020 Construction Complete	12/18/2020	12/2/2020
FY2021 Construction Complete	12/17/2021	10/18/2021
FY 2022 Construction Complete	12/22/2022	7/19/2022
FY 2023 Construction Complete	12/19/2023	12/1/2023
FY 2024 Construction Complete	12/24/2024	

PARTICIPATION

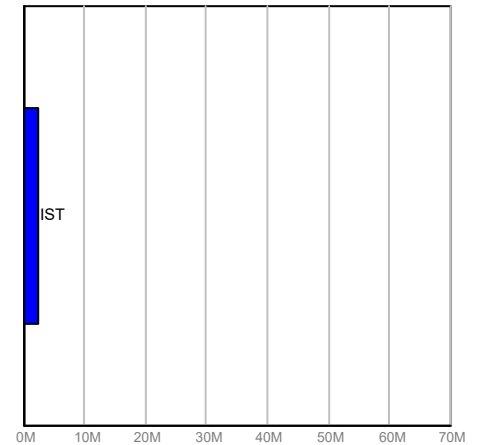
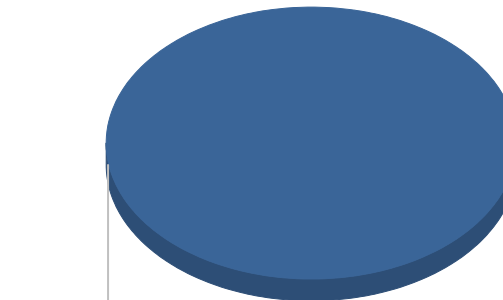
Consultant

SBE N/A
 Local N/A
 WBE N/A
 MBE N/A

Contractor

SBE 7.4%
 Local 94.4%
 WBE 0%
 MBE 0%

FUNDING



Current Budget

Fund Source

FINANCIAL SUMMARY

	Project Budget	Committed	% Committed	Paid To Date
	A	B	C=B/A	D
Design	\$0	\$1,588	0.00%	\$1,588
Construction	\$2,300,000	\$1,483,662	64.51%	\$1,431,662
Contingency	\$0	\$0	0.00%	\$0
TOTAL	\$2,300,000	\$1,485,250	64.58%	\$1,433,250

NOTES

Brown's Farm Road is approximately 14 miles in length. This project entails resurfacing a portion of Brown's Farm Road each year. Construction complete for FY2017 thru 2023.



Monthly Infrastructure Sales Tax Project Report

Large Cap Projects

Data Date: 2/15/2024

Report Date: 2/29/2024

DESCRIPTION/TEAM

SCOPE

PHOTO

Project Title: Prosperity Farms Rd. over SFWMD C-17 Canal (934116)
Project Number: 1555
BCC District: 01
Delivery Method: Design CCNA
Category: B08-Bridge Replacements
Status: Design
Designer: Scalar
Contractor: TBD - (bid)
Project Manager: Will Carey

This project will replace an existing bridge that was built over 60 years ago. The new bridge will improve traffic safety (lane widths, bike lanes, parapets), improve roadway drainage, and enhance pedestrian sidewalk safety. Note the current bridge is weight restricted.
 FY 2018 IST \$500,000
 FY 2021 IST \$1,500,000
 FY 2022 IST \$6,000,000



SCHEDULE SUMMARY

	Original	Actual
Design Contract Notice to Proceed	11/19/2019	11/19/2019
Design Completion	10/1/2023	
Construction Bid Date	2/1/2024	
Construction Start	6/1/2024	
Construction Complete	6/1/2026	

PARTICIPATION

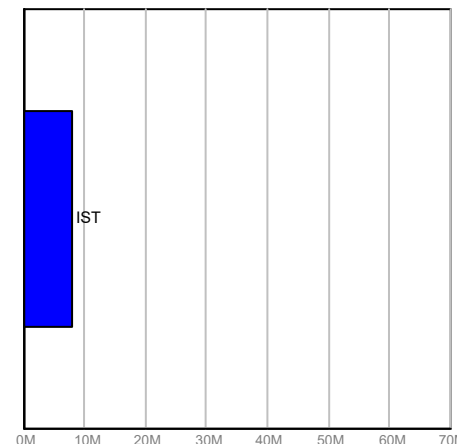
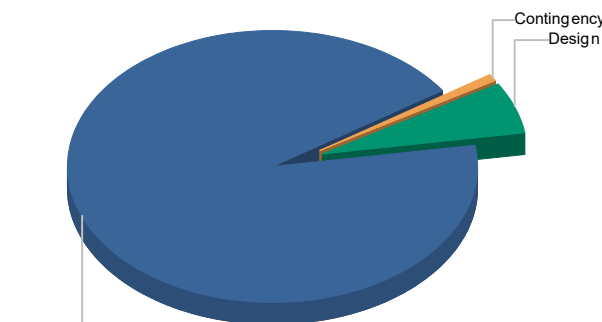
Consultant

SBE 98%
 Local 100%
 WBE 0%
 MBE 0%

Contractor

SBE TBD
 Local TBD
 WBE TBD
 MBE TBD

FUNDING



FINANCIAL SUMMARY

	Project Budget	Committed	% Committed	Paid To Date
	A	B	C=B/A	D
Design	\$500,000	\$496,323	99.26%	\$422,436
Construction	\$7,450,000	\$10,810	0.15%	\$10,794
Contingency	\$50,000	\$8,365	16.73%	\$8,365
TOTAL	\$8,000,000	\$515,498	6.44%	\$441,595

NOTES

Design is ongoing (90% complete). The scheduled dates have been revised to depict design and permitting delays.



Monthly Infrastructure Sales Tax Project Report

Large Cap Projects

Data Date: 2/15/2024

Report Date: 2/29/2024

DESCRIPTION/TEAM

SCOPE

PHOTO

Project Title: Belvedere Rd over E-3 canal (934205 & 934206)
Project Number: 1556
BCC District: 02
Delivery Method: Design CCNA
Category: B08-Bridge Replacements
Status: Design
Designer: Stantec
Contractor: TBD (bid)
Project Manager: Maroun Azzi

This project will replace the existing bridges that were built over 40 years ago. The new bridge(s) will improve traffic safety (lane widths, bike lanes, parapets), update the guardrail system, improve roadway drainage, restore the slope protection, and enhance pedestrian sidewalk safety.
 FY 2018 IST \$450,000
 FY 2021 IST \$1,350,000
 FY 2022 IST \$300,000



SCHEDULE SUMMARY

	Original	Actual
Design Contract Notice to Proceed	10/22/2019	10/22/2019
Design Completion	12/1/2023	
Construction Bid Date	3/1/2024	
Construction Start	8/1/2024	
Construction Complete	3/1/2026	

PARTICIPATION

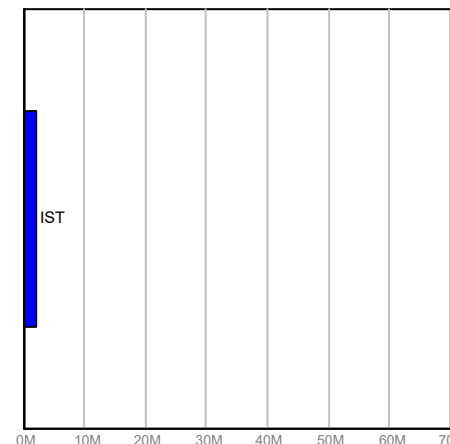
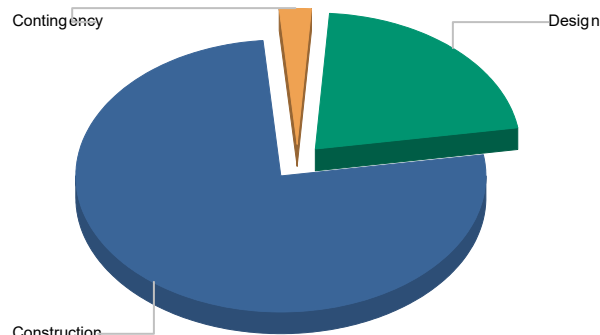
Consultant

SBE 30%
 Local 100%
 WBE 0%
 MBE 0%

Contractor

SBE TBD
 Local TBD
 WBE TBD
 MBE TBD

FUNDING



FINANCIAL SUMMARY

	Project Budget	Committed	% Committed	Paid To Date
	A	B	C=B/A	D
Design	\$450,000	\$402,311	89.40%	\$282,540
Construction	\$1,600,000	\$212,801	13.30%	\$5,770
Contingency	\$50,000	\$0	0.00%	\$0
TOTAL	\$2,100,000	\$615,113	29.29%	\$288,310

NOTES

Design is ongoing (90% complete).



Monthly Infrastructure Sales Tax Project Report

Large Cap Projects

Data Date: 2/15/2024

Report Date: 2/29/2024

DESCRIPTION/TEAM

Project Title: Various other locations Countywide

Project Number: 1558
 BCC District: Multiple
 Delivery Method: Annual Construction Contract
 Category: D02-Drainage (Pipe Replacements)
 Status: Construction
 Designer: N/A
 Contractor: Hinterland
 Project Manager: Darren Prainito

SCOPE

This project will repair and/or replace existing pipe culverts and drainage structures along various roads and canals Countywide. These repairs are needed in order to properly drain and maintain the various roads and canals in a safe operating condition.

PHOTO



SCHEDULE SUMMARY

	Original	Actual
Jupiter Farms (133rd Rd. & 156th St.)	8/1/2018	3/12/2018
1069 Edgehill Road	8/15/2018	6/12/2018
Limestone Creek & Palm Garden St.	8/1/2018	7/17/2018
3261 Atlantic Road	8/15/2018	7/1/2018
Van Buren Road @ E-3 Canal	8/1/2018	6/15/2018
19506 Trails End Terrace	8/1/2018	5/11/2018
Jupiter Farms (4 locates)	10/15/2018	8/21/2018
6361 Wood Lake Rd./19650 Red Maple F	10/1/2018	10/1/2018
19598 Trails End Terrace	9/15/2018	8/20/2018
19582 Trails End Terrace	9/1/2018	9/1/2018
6558 Wood Lake Road	9/15/2018	9/14/2018
6126 Wood Lake Road	10/15/2018	12/12/2018
6528 Wood Lake Road	11/1/2018	12/12/2018

PARTICIPATION

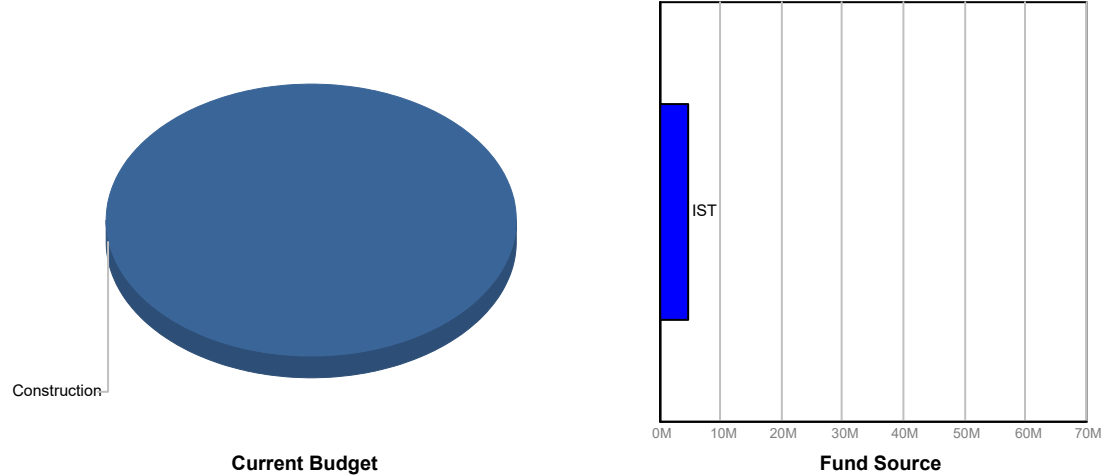
Consultant

SBE N/A
 Local N/A
 WBE N/A
 MBE N/A

Contractor

SBE 100%
 Local 100%
 WBE 0%
 MBE 0%

FUNDING



FINANCIAL SUMMARY

	Project Budget	Committed	% Committed	Paid To Date
	A	B	C=B/A	D
Construction	\$4,700,000	\$1,525,137	32.45%	\$1,357,517
Contingency	\$0	\$0	0.00%	\$0
TOTAL	\$4,700,000	\$1,525,137	32.45%	\$1,357,517

NOTES

This project is funded in:
 FY 2018 \$500,000, FY 2021 \$500,000, FY 2022 \$200,000
 FY 2023 \$200,000, FY 2024 \$3,200,000, FY 2025 \$100,000

The total project is estimated at \$4,700,000.



Monthly Infrastructure Sales Tax Project Report

Large Cap Projects

Data Date: 2/15/2024

Report Date: 2/29/2024

DESCRIPTION/TEAM

SCOPE

PHOTO

Project Title: Video Detection (80 +/- intersection)

This project will replace the traffic detection at numerous signalized intersections from the existing inductive loop system to video detection. The video detection system is more reliable and easier to maintain.



Project Number: 1580
 BCC District: Multiple
 Delivery Method: Annual Traffic Signals Contract
 Category: S08-Signals and Signal Systems
 Status: Construction
 Designer: N/A
 Contractor: Gerelco
 Project Manager: Fattoush Jafar

SCHEDULE SUMMARY

	Original	Actual
Military Tr. & Garden Lake	8/1/2018	11/21/2018
Gateway & Renaissance Commons	9/1/2018	4/3/2019
Australian & Turnage	10/1/2018	1/7/2019
Woolbright & Hagen Ranch	11/1/2018	4/4/2019
Belvedere & Country Club Road	12/1/2018	4/4/2019
Palm Beach Lakes & Wellesley	1/1/2019	4/4/2019

PARTICIPATION

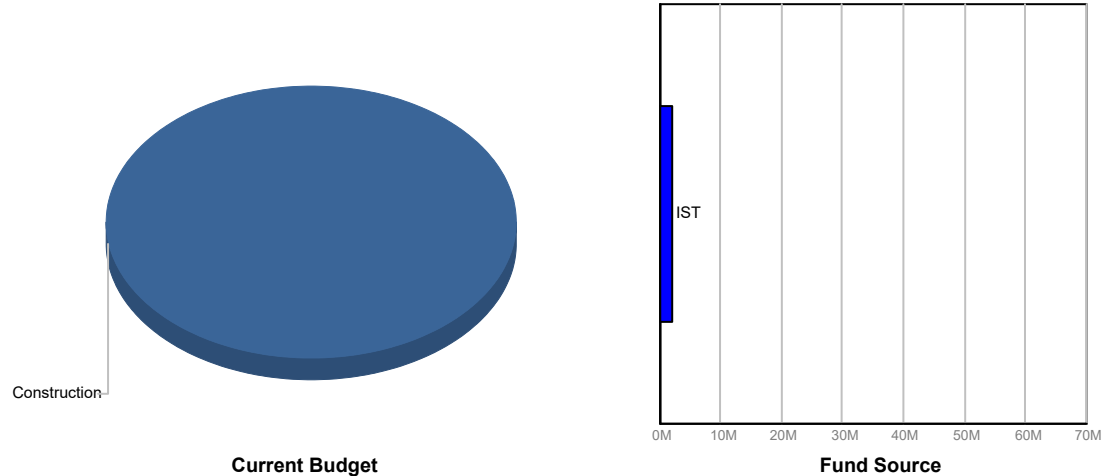
Consultant

SBE N/A
 Local N/A
 WBE N/A
 MBE N/A

Contractor

SBE 0%
 Local 23%
 WBE 0%
 MBE 0%

FUNDING



FINANCIAL SUMMARY

	Project Budget	Committed	% Committed	Paid To Date
	A	B	C=B/A	D
Construction	\$2,200,000	\$199,682	9.08%	\$199,682
Contingency	\$0	\$0	0.00%	\$0
TOTAL	\$2,200,000	\$199,682	9.08%	\$199,682

NOTES

Work has been completed at six intersections. This project is funded in:
 FY 2018 \$200,000
 FY 2023 \$300,000
 FY 2024 \$800,000
 FY 2026 \$900,000
 The total project is estimated at \$2,200,000.



Monthly Infrastructure Sales Tax Project Report

Large Cap Projects

Data Date: 2/15/2024

Report Date: 2/29/2024

DESCRIPTION/TEAM

SCOPE

PHOTO

Project Title: Countywide Street Lighting FY 18 [rmlly Hypoluxo Road (Hagen Ranch Road to I-95)]
Project Number: 1581
BCC District: CW
Delivery Method: Florida Power and Light
Category: S14-Street Lighting
Status: Construction
Designer: Florida Power and Light
Contractor: Florida Power and Light
Project Manager: May Cheng

These projects will replace the high pressure sodium street lights with LED lights. Many of the street lights along County roads are owned and maintained by Florida Power and Light (FPL) with the County paying all the operation and maintenance costs (including power). FPL will be responsible for the final design and installation to convert the street lighting to the newer LED technology, and the County will reimburse FPL all applicable conversion costs. The result will provide a cost savings, better quality illumination, and a more desirable environmental light source.



SCHEDULE SUMMARY

	Original	Actual
Gun Club Road/Bosque to Congress	7/19/2019	7/19/2019
Congress/Okeechobee to Belvedere	8/1/2019	8/1/2019
10th Avenue North/Haverhill to Kirk		
Community/Haverhill to Military	7/31/2019	7/31/2019
Haverhill Road/WPB City to Haverhill City	7/20/2023	7/20/2023
Glades Road/State Road 7 to Boca Rio	12/9/2022	12/9/2022
Boynton Beach Boulevard/Turnpike to Kn	3/31/2023	3/31/2023
Jog Road/Belvedere to State Road 80	5/3/2021	5/3/2021
Forest Hill/Turnpike to Pinehurst & Jog to		
Haverhill/State Road 80 to Lake Worth	7/13/2023	7/13/2023
Congress/Lantana to Hypoluxo & Gun Cl		
Gateway/Military to Windward		
Belvedere Road/RPB City to Haverhill Cit		

PARTICIPATION

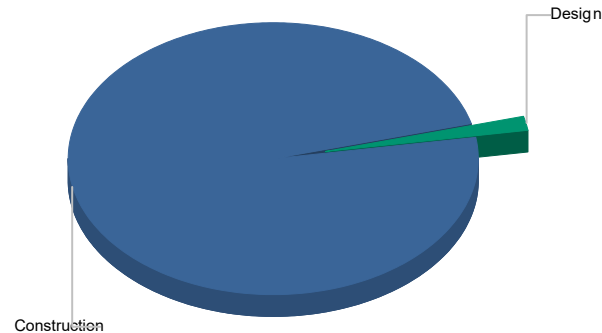
Consultant

SBE N/A
 Local N/A
 WBE N/A
 MBE N/A

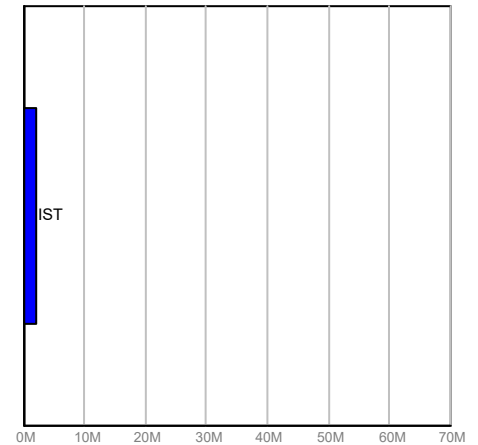
Contractor

SBE N/A
 Local N/A
 WBE N/A
 MBE N/A

FUNDING



Current Budget



Fund Source

FINANCIAL SUMMARY

	Project Budget	Committed	% Committed	Paid To Date
	A	B	C=B/A	D
Design	\$30,000	\$26,175	87.25%	\$26,175
Construction	\$1,920,000	\$1,799,811	93.74%	\$606,800
Contingency	\$0	\$0	0.00%	\$0
TOTAL	\$1,950,000	\$1,825,986	93.64%	\$632,975

NOTES

There are 16 street lighting projects (road segments) funded (\$1,950,000) for conversion in FY 2018. All 16 projects have been forwarded to FPL requesting final design and installation. As of 1/18/24, 11 projects have been completed, and the street lighting along a portion of the Hypoluxo Road project has also been converted.



Monthly Infrastructure Sales Tax Project Report

Large Cap Projects

Data Date: 2/15/2024

Report Date: 2/29/2024

DESCRIPTION/TEAM

SCOPE

PHOTO

Project Title: Courthouse Electronics System R&R/Command Center
Project Number: 16208
BCC District: 07
Delivery Method: Construction Management
Category: J02-Judicial
Status: Construction
Designer: TLC Engineering
Contractor: Hedrick Brothers Construction Co., Inc.
Project Manager: Rich Avery

Security Systems replacement at the Main County Courthouse including the Security Management System, Access Control System, CCTV system, Duress System, Intercom, Elevator Override, and Fire Alarm. The Project will also include addressing the emergency egress procedures for the facility, as well as build-out for the expansion of the 4th floor Command Center.

Total IST, and Ad Valorem funding for this project is \$16,514,475; Total IST funds are \$12,999,700, which are comprised of FY17 IST funds of \$1,300,000 and FY18 IST funds of \$8,699,700 and FY 19 IST funds of \$3,000,000. Ad Valorem funds are \$3,449,845



SCHEDULE SUMMARY

	Original	Actual
Project Start	2/19/2016	2/19/2016
Design Start	2/15/2017	2/15/2017
Construction - Start	11/26/2018	1/7/2019
Substantial Completion	2/1/2021	5/21/2021
Project Completion	4/1/2021	

PARTICIPATION

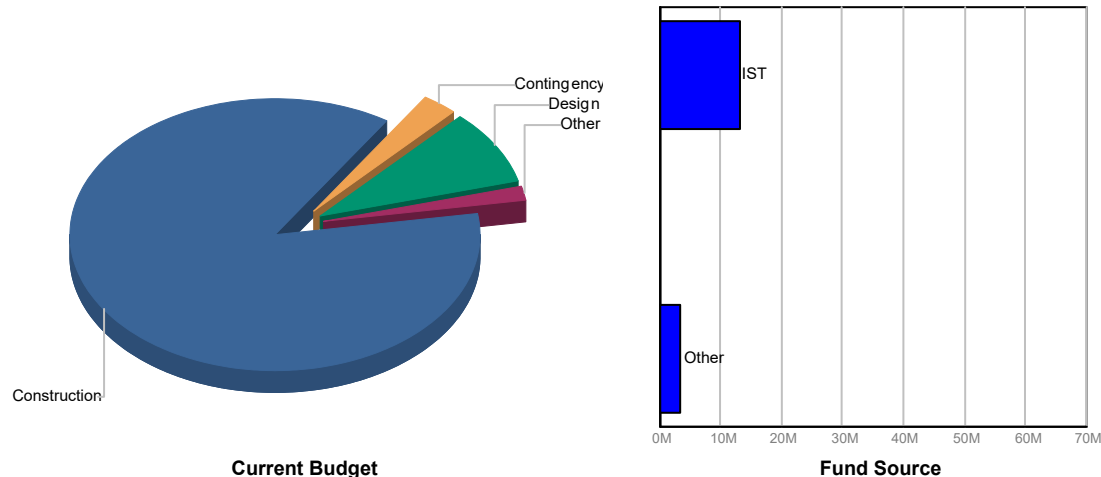
Consultant

- SBE 13.4%
- Local 100%
- WBE N/A
- MBE N/A

Contractor

- SBE 25%
- Local 100%
- WBE N/A
- MBE N/A

FUNDING



FINANCIAL SUMMARY

	Project Budget	Committed	% Committed	Paid To Date
	A	B	C=B/A	D
Design	\$1,456,336	\$1,342,276	92.17%	\$949,157
Construction	\$14,307,700	\$14,282,400	99.82%	\$12,795,748
Furniture, Fixtures & Equipment	\$0	\$0	0.00%	\$0
Other	\$285,139	\$116,318	40.79%	\$116,318
Contingency	\$465,300	\$0	0.00%	\$0
TOTAL	\$16,514,475	\$15,740,994	95.32%	\$13,861,223

NOTES

Project is in the process of being closed out.



Monthly Infrastructure Sales Tax Project Report

Large Cap Projects

Data Date: 2/15/2024

Report Date: 2/29/2024

DESCRIPTION/TEAM

SCOPE

PHOTO

Project Title: Jupiter Beach Rd. over Branch of ICWW

This project will replace an existing bridge that was built over 60 years ago. The project will improve traffic safety (lane widths, bike lanes, sidewalks, etc.) and improve drainage and embankment/slope protection.



Project Number: 1657
 BCC District: 01
 Delivery Method: Design CCNA
 Category: B08-Bridge Replacements
 Status: Design
 Designer: Alan Gerwig & Associates
 Contractor: TBD
 Project Manager: Maroun Azzi

SCHEDULE SUMMARY

	Original	Actual
Project Start	4/1/2022	4/13/2022
Consultant Procurement Finish	2/1/2023	1/10/2023
Design Start	5/1/2023	1/23/2023
Design Complete	12/1/2025	
Construction Start	6/1/2026	
Construction Complete	12/1/2027	

PARTICIPATION

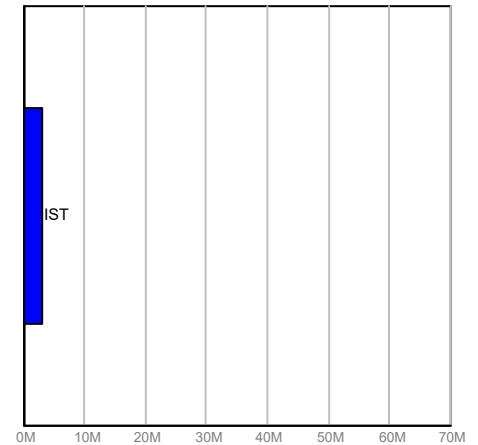
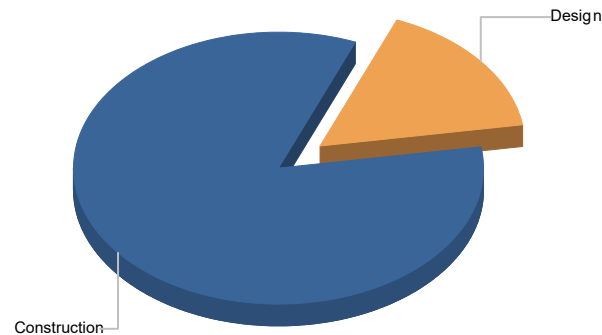
Consultant

SBE 90%
 Local 100%
 WBE 0%
 MBE 0%

Contractor

SBE TBD
 Local TBD
 WBE TBD
 MBE TBD

FUNDING



Current Budget

Fund Source

FINANCIAL SUMMARY

	Project Budget	Committed	% Committed	Paid To Date
	A	B	C=B/A	D
Design	\$500,000	\$303,797	60.76%	\$56,621
Construction	\$2,529,000	\$3,678	0.15%	\$3,678
TOTAL	\$3,029,000	\$307,475	10.15%	\$60,298

NOTES

The project is funded for design (\$500k) in FY22 and for construction (\$2.5m) in FY25. Design is ongoing (10% complete)



Monthly Infrastructure Sales Tax Project Report

Large Cap Projects

Data Date: 2/15/2024

Report Date: 2/29/2024

DESCRIPTION/TEAM

Project Title: Australian Ave. from Banyan St. to 45th St.
Project Number: 1658
BCC District: 07
Delivery Method: Design CCNA
Category: D04-Drainage Improvements
Status: Design
Designer: HSQ
Contractor: TBD (Bid)
Project Manager: Maroun Azzi

SCOPE

The project will include drainage improvements (pipd drainage system) and a new paving surface for a wider 4-lane divided section with new pathways on both sides along Australian Avenue from Banyan Blvd. to 45th Street. The work scope may also include replacing the twin bridges over Clear Lake (possible culverts) and replacing the twin bridges over the Carver Canal.

PHOTO



SCHEDULE SUMMARY

	Original	Actual
Design Start	3/1/2022	4/12/2022
Design Complete	6/1/2024	
Construction Bid Date	9/1/2024	
Construction Start	12/28/2024	
Construction Complete	12/28/2026	

PARTICIPATION

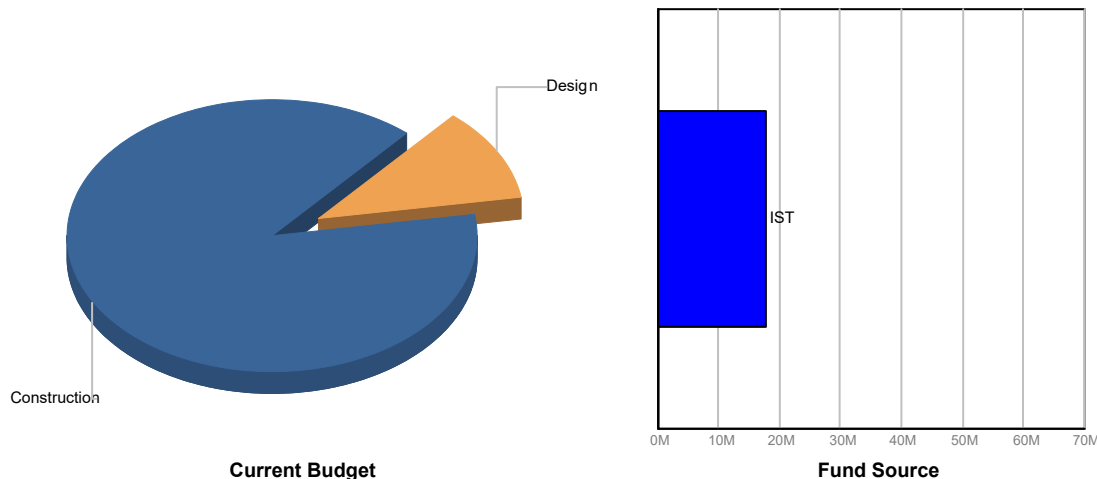
Consultant

- SBE 90.4%
- Local 100%
- WBE 0.4%
- MBE 5.6%

Contractor

- SBE TBD
- Local TBD
- WBE TBD
- MBE TBD

FUNDING



FINANCIAL SUMMARY

	Project Budget	Committed	% Committed	Paid To Date
	A	B	C=B/A	D
Design	\$2,000,000	\$1,792,586	89.63%	\$1,215,101
Construction	\$15,800,000	\$2,742,715	17.36%	\$136,486
TOTAL	\$17,800,000	\$4,535,301	25.48%	\$1,351,587

NOTES

Design is ongoing (75% complete). The project is funded for design (\$2m) in FY21 and for construction (\$15.8m) in FY24 and FY25. The total cost of the project is estimated at over \$30m. It is anticipated that a Florida Department of Environmental Protection (FDEP) Resiliency grant of \$13.4m will be received for the project.



Monthly Infrastructure Sales Tax Project Report

Large Cap Projects

Data Date: 2/15/2024

Report Date: 2/29/2024

DESCRIPTION/TEAM

SCOPE

PHOTO

Project Title: Belvedere Rd canal piping & sidewalk addition (62nd Dr. N. to Haverhill park)

Project Number: 1661
 BCC District: 02
 Delivery Method: Design CCNA
 Category: P04-Pathways
 Status: Design
 Designer: Keshavarz
 Contractor: TBD (Bid)
 Project Manager: Maroun Azzi

This project will add a new sidewalk (SW) on the south side of Belvedere Road from 62nd Dr. N. to the Haverhill park (just east of the E-3 Canal) - connecting to the existing south SW at the park's frontage. The SW may require the piping of Lake Worth Drainage District's (LWDD) L-3 Canal.

FY 2021 IST \$500,000
 FY 2024 IST \$3,100,000



SCHEDULE SUMMARY

	Original	Actual
Study Complete	4/20/2024	
Design Complete		
Construction Bid Date		
Construction Start		
Construction Complete		

PARTICIPATION

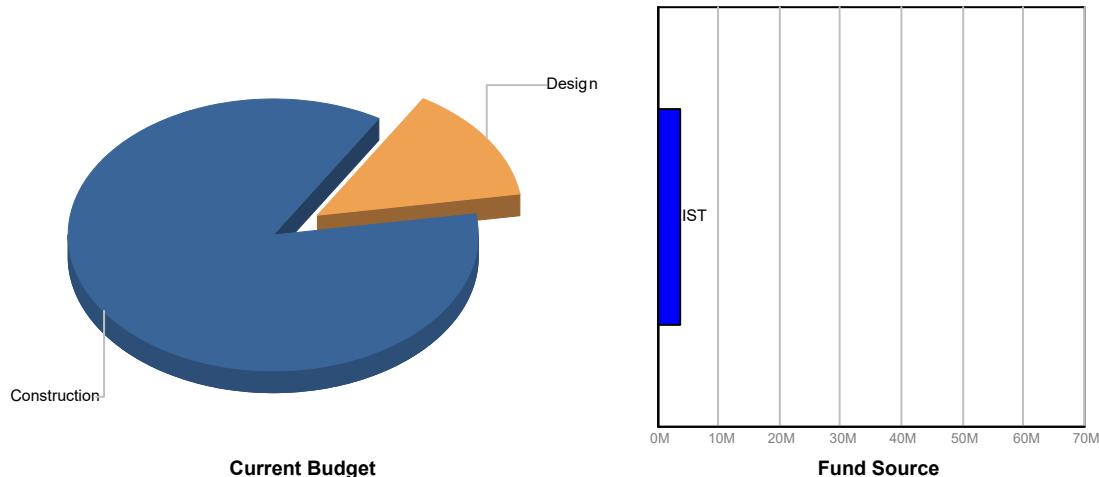
Consultant

SBE 100%
 Local 100%
 WBE 0%
 MBE 0%

Contractor

SBE TBD
 Local TBD
 WBE TBD
 MBE TBD

FUNDING



FINANCIAL SUMMARY

	Project Budget	Committed	% Committed	Paid To Date
	A	B	C=B/A	D
Design	\$500,000	\$95,021	19.00%	\$81,629
Construction	\$3,100,000	\$2,188	0.07%	\$2,188
TOTAL	\$3,600,000	\$97,209	2.70%	\$83,817

NOTES

The project is in the study phase to determine a more precise work scope. The project is funded for design (\$500k) in FY21 and for construction (\$3.1M) in FY24.




Monthly Infrastructure Sales Tax Project Report

Large Cap Projects

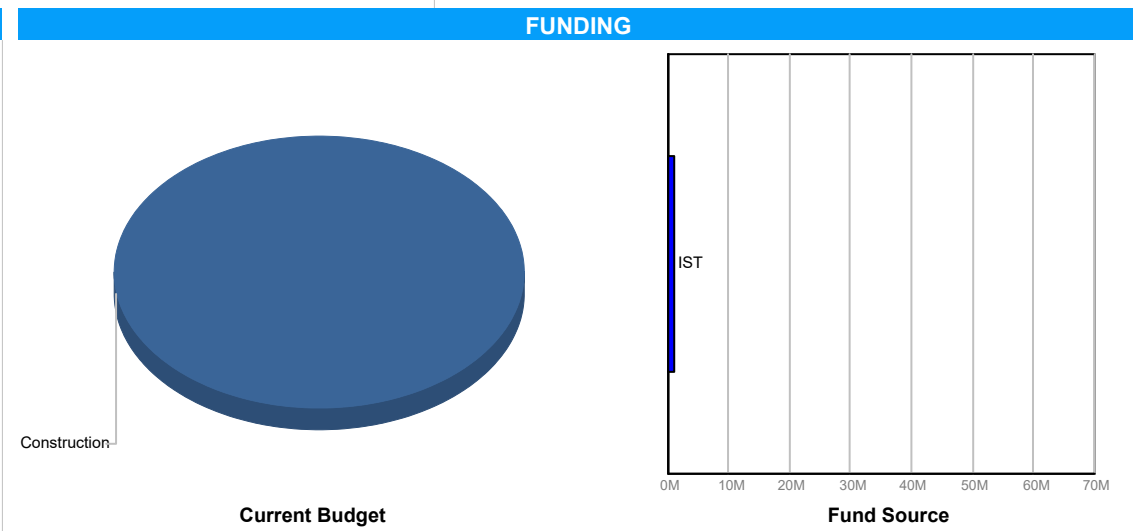
Data Date: 2/15/2024

Report Date: 2/29/2024

DESCRIPTION/TEAM	SCOPE	PHOTO
<p>Project Title: Congress Ave. from Palm Beach Lakes to 45th St.</p> <p>Project Number: 1664 BCC District: 07 Delivery Method: Annual Construction Contract Category: R04-Resurfacing Status: Construction Designer: N/A Contractor: Ranger Project Manager: Darren Prainito</p>	<p>Resurfacing 2.6 miles (11.4 lane miles) of Congress Avenue from Palm Beach Lakes Boulevard to 45th Street.</p> <p>FY2021 IST \$1,000,000 FY2024 IST \$250,000</p>	

SCHEDULE SUMMARY		
	Original	Actual
Milling and Pavement Complete	12/1/2023	
ADA (Curb/Cut Ramps) Complete	2/14/2024	
Traffic Striping Complete	1/1/2024	
Traffic Loops Complete	4/1/2024	

PARTICIPATION	
Consultant	
SBE	N/A
Local	N/A
WBE	N/A
MBE	N/A
Contractor	
SBE	15%
Local	100%
WBE	0%
MBE	0%



FINANCIAL SUMMARY				
	Project Budget	Committed	% Committed	Paid To Date
	A	B	C=B/A	D
Construction	\$1,250,000	\$901,675	72.13%	\$1,675
TOTAL	\$1,250,000	\$901,675	72.13%	\$1,675

NOTES

Outstanding work includes milling and paving, updating ADA ramps, restriping the road, and replacing traffic loops.



Monthly Infrastructure Sales Tax Project Report

Large Cap Projects

Data Date: 2/15/2024

Report Date: 2/29/2024

DESCRIPTION/TEAM

SCOPE

PHOTO

Project Title: Countywide Street Lighting FY21 (frmlly Military Trl (L.W. to Clint Moore))

Project Number: 1680

BCC District: CW

Delivery Method: Florida Power and Light

Category: S14-Street Lighting

Status: Construction

Designer: Florida Power & Light

Contractor: Florida Power & Light

Project Manager: May Cheng

These projects will replace the high pressure sodium street lights with LED lights. Many of the street lights along County roads are owned and maintained by Florida Power and Light (FPL) with the County paying all the operation and maintenance costs (including power). FPL will be responsible for the final design and installation to convert the street lighting to the newer LED technology, and the County will reimburse FPL all applicable conversion costs. The result will provide a cost savings, better quality illumination, and a more desirable environmental light source.



SCHEDULE SUMMARY

PARTICIPATION

FUNDING

	Original	Actual
Jog/Okeechobee to Belvedere		
Military/Northlake to Leo Lane		
SW 18th/SR7 to Turnpike		
Lake Worth Rd/SR7 to Jog		
Lyons/Clint Moore to Broward County Lin		
Military/Okeechobee to Lake Worth Rd		
Palmetto Park/University to Military		
Military/Lake Worth to Clint Moore		

Consultant

SBE N/A

Local N/A

WBE N/A

MBE N/A

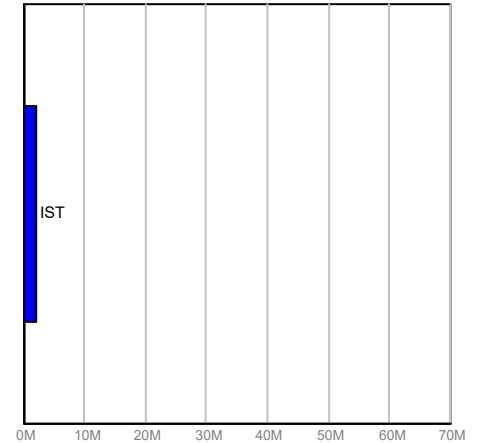
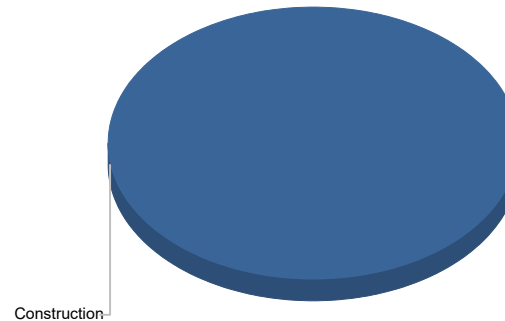
Contractor

SBE N/A

Local N/A

WBE N/A

MBE N/A



Current Budget

Fund Source

FINANCIAL SUMMARY

NOTES

	Project Budget	Committed	% Committed	Paid To Date
	A	B	C=B/A	D
Construction	\$2,180,000	\$261,406	11.99%	\$105,445
TOTAL	\$2,180,000	\$261,406	11.99%	\$105,445

There are 8 street lighting projects (road segments) funded (\$2,180,000) for conversion in FY 2021. All 8 projects have been forwarded to FPL requesting final design and installation.



Monthly Infrastructure Sales Tax Project Report

Large Cap Projects

Data Date: 2/15/2024

Report Date: 2/29/2024

DESCRIPTION/TEAM

SCOPE

PHOTO

Project Title: Belvedere Rd. Canal Piping

Project Number: 1690
 BCC District: 02
 Delivery Method: Design CCNA
 Category: B02-Belvedere Rd. Canal Piping
 Status: Design
 Designer: Keith
 Contractor: TBD (Bid)
 Project Manager: Maroun Azzi

This project will pipe a portion of a drainage ditch that runs along Belvedere Road and Troy Boulevard - adjacent to Palm Beach International Airport. The embankment area for the ditch is small and difficult to maintain. The undermining of this area continues and compromises the integrity of the sidewalk and road. Piping of the ditch is necessary to properly protect the road and sidewalk.
 FY2022 IST \$300,000
 FY2024 IST \$1,100,000



SCHEDULE SUMMARY

PARTICIPATION

FUNDING

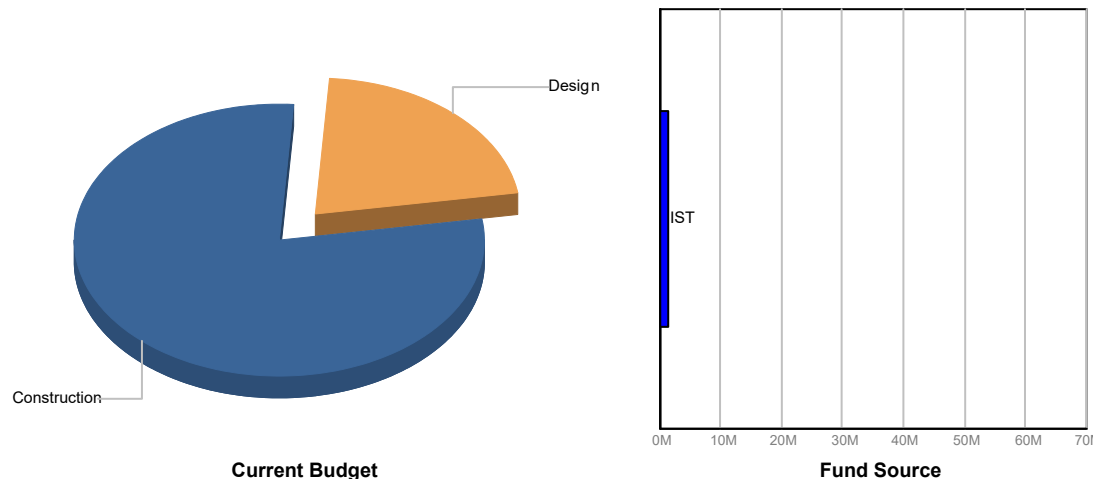
	Original	Actual
Study Complete	9/1/2024	
Design Complete		
Construction Bid Date		
Construction Start		
Construction Complete		

Consultant

SBE 50%
 Local 100%
 WBE 0%
 MBE 0%

Contractor

SBE TBD
 Local TBD
 WBE TBD
 MBE TBD



FINANCIAL SUMMARY

NOTES

	Project Budget	Committed	% Committed	Paid To Date
	A	B	C=B/A	D
Design	\$300,000	\$71,870	23.96%	\$42,600
Construction	\$1,100,000	\$1,660	0.15%	\$1,660
TOTAL	\$1,400,000	\$73,530	5.25%	\$44,260

The project is in the study phase to determine a more precise work scope. The project is funded for design (\$300k) in FY22 and for construction (\$1.1m) in FY24.



Monthly Infrastructure Sales Tax Project Report

Large Cap Projects

Data Date: 2/15/2024

Report Date: 2/29/2024

DESCRIPTION/TEAM

SCOPE

PHOTO

Project Title: Barwick Rd. over LWDD Lat. 30 Canal (934455)
Project Number: 1691
BCC District: 04
Delivery Method: Design CCNA
Category: B04-Bridge Modifications
Status: Design
Designer: Alan Gerwig & Associates
Contractor: TBD
Project Manager: Kristine Frazelle-Smith

This project will replace an existing bridge that was built over 60 years ago. The project will improve traffic safety (lane widths, bike lanes, sidewalks, etc.) and improve drainage and embankment/slope protection.



SCHEDULE SUMMARY

	Original	Actual
Project Start	7/1/2023	7/1/2023
Consultant Procurement Finish	12/5/2023	12/5/2023
Design Start	12/12/2023	12/12/2023
Design Complete	10/1/2025	
Permit Application	4/1/2025	
Permit Issued	11/1/2025	
Construction Start	5/14/2026	
Construction Complete	5/14/2027	

PARTICIPATION

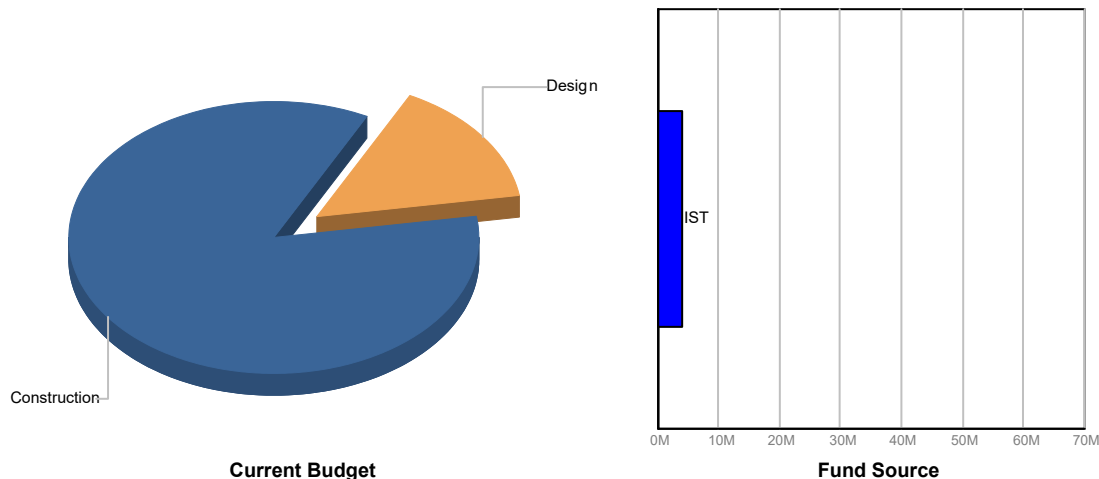
Consultant

- SBE 98%
- Local 100%
- WBE 0%
- MBE 15%

Contractor

- SBE TBD
- Local TBD
- WBE TBD
- MBE TBD

FUNDING



FINANCIAL SUMMARY

	Project Budget	Committed	% Committed	Paid To Date
	A	B	C=B/A	D
Design	\$600,000	\$268,223	44.70%	\$2,337
Construction	\$3,370,000	\$0	0.00%	\$0
TOTAL	\$3,970,000	\$268,223	6.76%	\$2,337

NOTES

The project is funded for design (\$600k) in FY22 and for construction (\$3.37m) in FY26. Design is ongoing (5% complete).



Monthly Infrastructure Sales Tax Project Report

Large Cap Projects

Data Date: 2/15/2024

Report Date: 2/29/2024

DESCRIPTION/TEAM

SCOPE

PHOTO

Project Title: Summit Blvd. over C-51 Canal (934201)

Project Number: 1693
 BCC District: 03
 Delivery Method: Design CCNA
 Category: B08-Bridge Replacements
 Status: Design
 Designer: Consor Engineers, LLC
 Contractor: TBD
 Project Manager: Maroun Azzi

This project will replace an existing bridge that was built over 50 years ago. The project will improve traffic safety (lane widths, bike lanes, sidewalks, etc.) and improve drainage and embankment/slope protection. The project will also add a left turn lane servicing the adjacent school on the NE quadrant.



SCHEDULE SUMMARY

	Original	Actual
Project Start	3/1/2022	3/1/2022
Consultant Procurement Finish	12/1/2022	12/1/2022
Design Start	4/1/2023	3/14/2023
Design Complete	6/1/2026	
Permit Application	1/1/2025	
Permit Issued	6/1/2026	
Construction Start	12/1/2026	
Construction Complete	1/1/2029	

PARTICIPATION

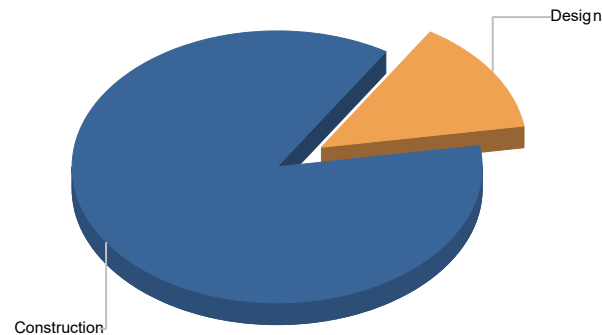
Consultant

SBE 40%
 Local 100%
 WBE 0%
 MBE 0%

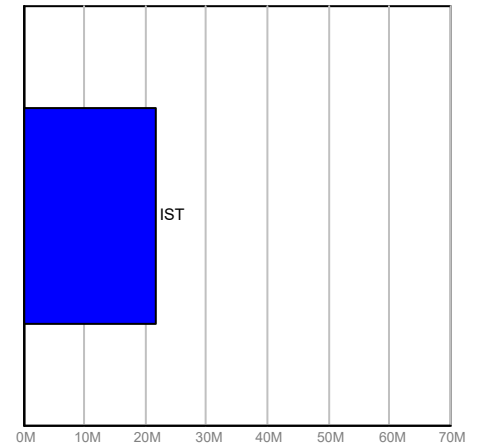
Contractor

SBE TBD
 Local TBD
 WBE TBD
 MBE TBD

FUNDING



Current Budget



Fund Source

FINANCIAL SUMMARY

	Project Budget	Committed	% Committed	Paid To Date
	A	B	C=B/A	D
Design	\$3,000,000	\$802,772	26.76%	\$225,534
Construction	\$18,863,000	\$3,519	0.02%	\$3,519
TOTAL	\$21,863,000	\$806,291	3.69%	\$229,053

NOTES

The project is funded for design (\$3m) in FY22 and for construction (\$18.863m) in FY27. Design is ongoing (10% complete).



Monthly Infrastructure Sales Tax Project Report

Large Cap Projects

Data Date: 2/15/2024

Report Date: 2/29/2024

DESCRIPTION/TEAM

SCOPE

PHOTO

Project Title: Seminole Colony east (Okeechobee/Military)
Project Number: 1694
BCC District: 07
Delivery Method: Design CCNA
Category: D04-Drainage Improvements
Status: Design
Designer: Masse Consulting Services
Contractor: TBD
Project Manager: Will Carey

The project will include drainage improvements along Seminole Colony East (Spafford Avenue, Scott Avenue, Indian Road, and Gardenia Street) just north of Okeechobee Boulevard.



SCHEDULE SUMMARY

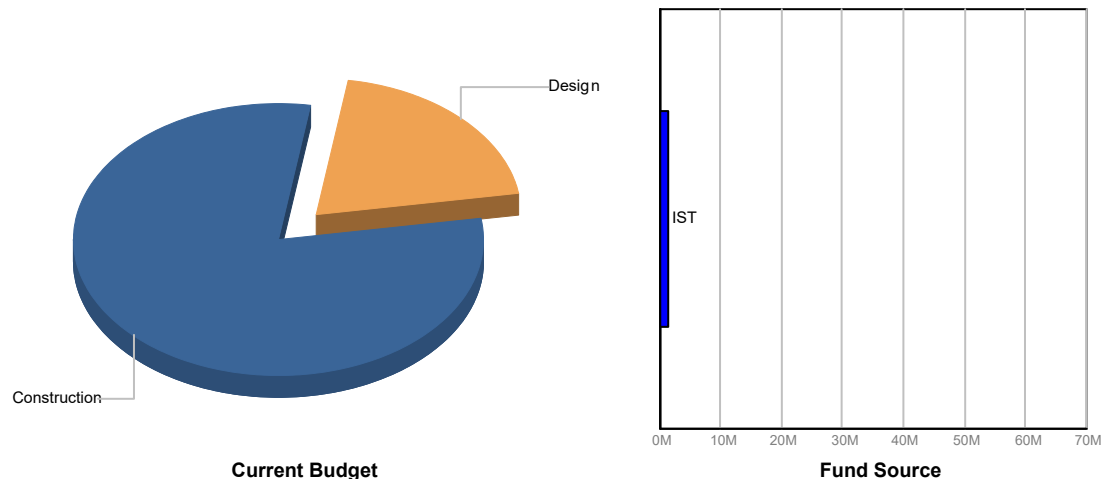
	Original	Actual
Design Start	4/1/2023	4/1/2023
Design Complete	12/1/2024	
Construction Bid Date	3/1/2025	
Construction Start	7/1/2025	
Construction Complete	7/1/2026	

PARTICIPATION

Consultant
 SBE 94.6%
 Local 100%
 WBE 0%
 MBE 74.5%

Contractor
 SBE TBD
 Local TBD
 WBE TBD
 MBE TBD

FUNDING



FINANCIAL SUMMARY

	Project Budget	Committed	% Committed	Paid To Date
	A	B	C=B/A	D
Design	\$300,000	\$296,217	98.74%	\$203,516
Construction	\$1,200,000	\$3,524	0.29%	\$3,524
TOTAL	\$1,500,000	\$299,742	19.98%	\$207,040

NOTES

Design is ongoing (40% complete). The project is funded for design (\$300k) in FY22 and for construction (\$1.2m) in FY24.




Monthly Infrastructure Sales Tax Project Report

Large Cap Projects

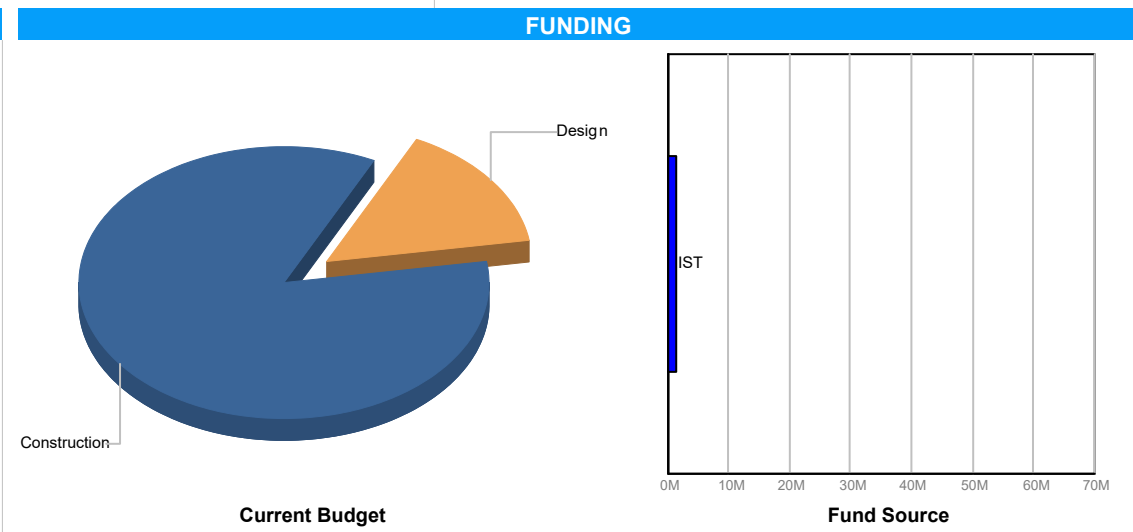
Data Date: 2/15/2024

Report Date: 2/29/2024

DESCRIPTION/TEAM	SCOPE	PHOTO
<p>Project Title: Seminole Colony west (Okeechobee/Military)</p> <p>Project Number: 1695</p> <p>BCC District: 07</p> <p>Delivery Method: Design CCNA</p> <p>Category: D04-Drainage Improvements</p> <p>Status: Design</p> <p>Designer: Mock Roos</p> <p>Contractor: TBD</p> <p>Project Manager: Will Carey</p>	<p>The project will include drainage improvements along Seminole Colony West just north of Okeechobee Boulevard and east of Military Trail. The improvement anticipates piping an existing ditch from the south termini (starting around Schall Rd. and Gardenia St. - if both were extended) to the outfall into the PBCID-EPB-E 11-S Canal.</p>	

SCHEDULE SUMMARY		
	Original	Actual
Design Start	10/1/2023	9/1/2023
Design Complete	4/1/2025	
Construction Bid Date	8/1/2025	
Construction Start	11/1/2025	
Construction Complete	12/1/2026	

PARTICIPATION	
Consultant	
SBE	23.2%
Local	100%
WBE	0%
MBE	0%
Contractor	
SBE	TBD
Local	TBD
WBE	TBD
MBE	TBD



FINANCIAL SUMMARY				
	Project Budget	Committed	% Committed	Paid To Date
	A	B	C=B/A	D
Design	\$200,000	\$148,336	74.17%	\$4,737
Construction	\$1,100,000	\$221	0.02%	\$221
TOTAL	\$1,300,000	\$148,557	11.43%	\$4,958

NOTES

Design is ongoing (5% complete). The project is funded for design (\$200k) in FY22 and for construction (\$1.1m) in FY24.



Monthly Infrastructure Sales Tax Project Report

Large Cap Projects

Data Date: 2/15/2024

Report Date: 2/29/2024

DESCRIPTION/TEAM

SCOPE

PHOTO

Project Title: Palmetto Park Rd. from Glades Rd. to Crawford Blvd.
Project Number: 1697
BCC District: Multiple
Delivery Method: Annual Construction Contract
Category: R04-Resurfacing
Status: Construction
Designer: N/A
Contractor: Ranger Construction Industries, Inc.
Project Manager: Thomas Coppini

Resurfacing 10 miles (51.8 lane miles) of Palmetto Park Road from Glades Road to Crawford Boulevard (SW 3rd Ave.)
 FY 2022 IST \$4,800,000.



SCHEDULE SUMMARY

	Original	Actual
Milling and Pavement Complete	9/1/2022	
ADA (Curb/Cut Ramps) Complete	12/1/2022	
Traffic Striping Complete	12/1/2022	
Traffic Loops Complete	3/1/2023	

PARTICIPATION

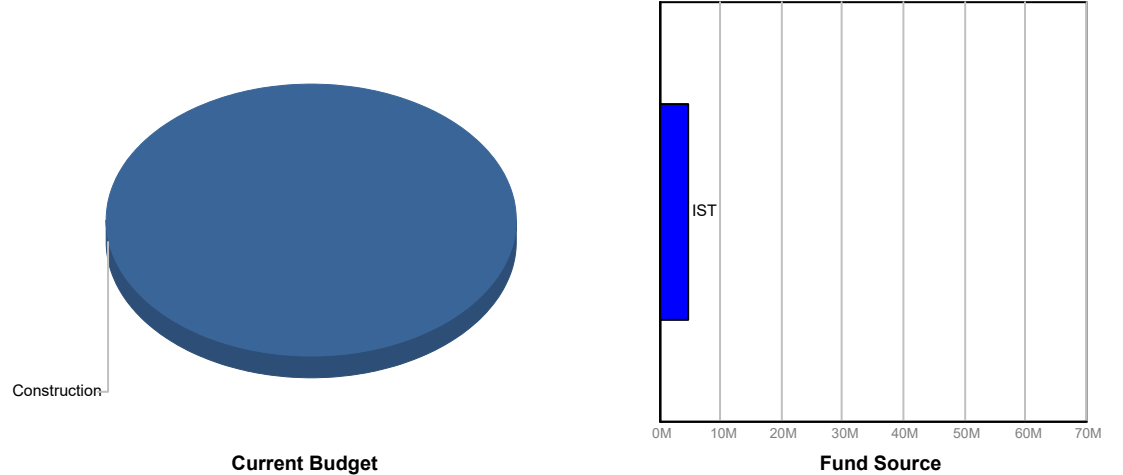
Consultant

SBE N/A
 Local N/A
 WBE N/A
 MBE N/A

Contractor

SBE 15%
 Local 100%
 WBE 0%
 MBE 0%

FUNDING



FINANCIAL SUMMARY

	Project Budget	Committed	% Committed	Paid To Date
	A	B	C=B/A	D
Construction	\$4,800,000	\$4,672,357	97.34%	\$4,107,544
TOTAL	\$4,800,000	\$4,672,357	97.34%	\$4,107,544

NOTES

There is an ongoing 5 Yr. Road Program project to replace the bridge over the E-4 (El Rio) Canal (with scheduled completion date in 2024). After completion of the bridge replacement, resurfacing work will continue east of I-95 to Crawford.



Monthly Infrastructure Sales Tax Project Report

Large Cap Projects

Data Date: 2/15/2024

Report Date: 2/29/2024

DESCRIPTION/TEAM

Project Title: Lake Lytal Aquatic Center Replace Public Aquatic Facility
Project Number: 17218
BCC District: 03
Delivery Method: Construction Management at Risk
Category: A02-Aquatic Facility Repair and Replacement
Status: Design
Designer: Harvard Jolly, Inc.
Contractor: Kauffman Lynn/ Hedrick Brothers
Project Manager: Amr Salam

SCOPE

The project entails constructing a new multi-phase Aquatic Complex mainly on undeveloped land along Kirk Rd. within Lake Lytal Park. The existing Pool Facility is to be demolished once the new aquatic center is opened to the public. The major components of the new Aquatic Complex will be a 70 Meter competition pool with dive well, a family water play area, 6-lane warm-up pool, flow riders, slides and building amenities such as restrooms, lockers, concession stand.

FY 2017 IST - \$4,000,000
 FY 2018 IST - \$2,000,000
 FY 2023 IST - \$6,152,500

PHOTO



SCHEDULE SUMMARY

	Original	Actual
Project Start	4/19/2018	4/19/2018
Design Start (Master Plan)	7/10/2018	7/10/2018
Design Start (Aquatic Center)	11/20/2018	5/1/2023
Construction Start	7/1/2019	
Substantial Completion	7/1/2020	
Project Completion	9/1/2020	

PARTICIPATION

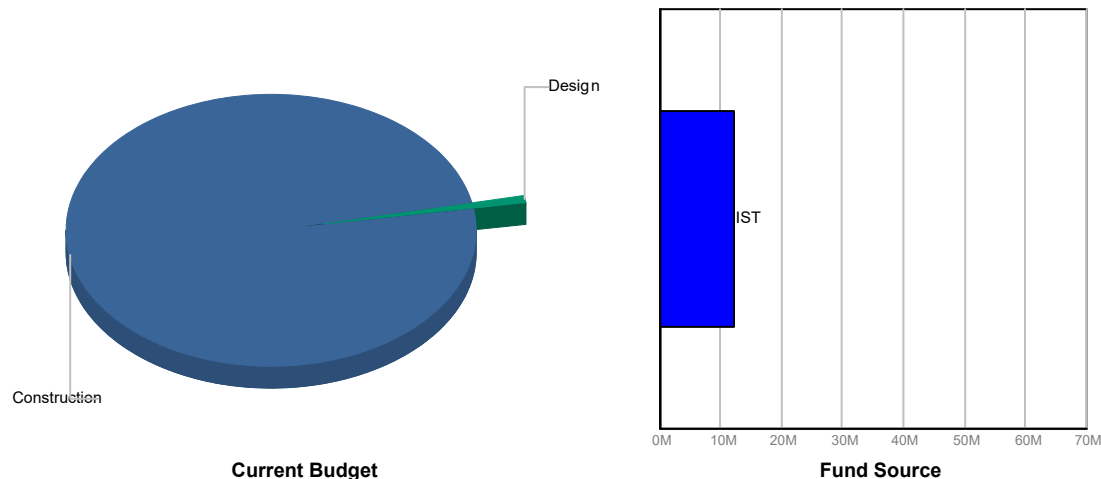
Consultant

- SBE 30%
- Local 100%
- WBE N/A
- MBE N/A

Contractor

- SBE 24.66%
- Local N/A
- WBE N/A
- MBE N/A

FUNDING



FINANCIAL SUMMARY

	Project Budget	Committed	% Committed	Paid To Date
	A	B	C=B/A	D
Design	\$112,902	\$104,172	92.27%	\$66,605
Construction	\$12,039,598	\$11,799,652	98.01%	\$1,850,347
Furniture, Fixtures & Equipment	\$0	\$0	0.00%	\$0
Other	\$0	\$37,316	0.00%	\$37,316
Contingency	\$0	\$0	0.00%	\$0
TOTAL	\$12,152,500	\$11,941,141	98.26%	\$1,954,268

NOTES

Phase 1-Tree Removal & Relocation: Completed. Phase 2- Site Development: KL GMP#2 approval documents were received, and NTP release is pending KL confirmation on receiving all pending permits . Phase 3- Aquatic Center construction drawings are being revised to address the new code changes and awaiting proposal for added scope from Havard Jolly.



Monthly Infrastructure Sales Tax Project Report

Large Cap Projects

Data Date: 2/15/2024

Report Date: 2/29/2024

DESCRIPTION/TEAM

SCOPE

PHOTO

Project Title: East Ocean Ave. (C-812) over Hypoluxo Island Lagoon (934347)
Project Number: 1728
BCC District: 04
Delivery Method: Design CCNA
Category: B04-Bridge Modifications
Status: Design
Designer: Scalar
Contractor: TBD
Project Manager: Kristine Frazelle-Smith

This project will replace an existing bridge that was built over 35 years ago. The project will improve traffic safety (lane widths, bike lanes, sidewalks, etc.) and improve drainage and embankment/slope protection.



SCHEDULE SUMMARY

	Original	Actual
Project Start	9/1/2023	9/1/2023
Consultant Procurement Finish	1/23/2024	
Design Start	2/1/2024	
Design Complete	6/1/2026	
Permit Application	4/1/2025	
Permit Issued	6/1/2026	
Construction Start	12/1/2026	
Construction Complete	2/1/2028	

PARTICIPATION

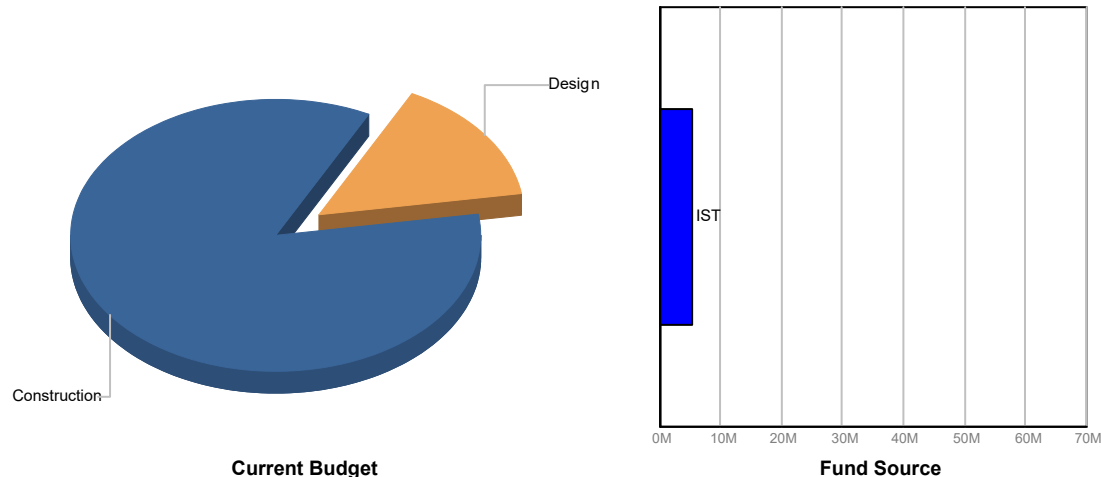
Consultant

- SBE 12.4%
- Local 100%
- WBE 0%
- MBE 0%

Contractor

- SBE TBD
- Local TBD
- WBE TBD
- MBE TBD

FUNDING



FINANCIAL SUMMARY

	Project Budget	Committed	% Committed	Paid To Date
	A	B	C=B/A	D
Design	\$800,000	\$0	0.00%	\$0
Construction	\$4,582,000	\$449,649	9.81%	\$5,155
TOTAL	\$5,382,000	\$449,649	8.35%	\$5,155

NOTES

The project is funded for design (\$800k) in FY23 and for construction (\$4.582m) in FY26. Design is ongoing (5% complete).




Monthly Infrastructure Sales Tax Project Report

Large Cap Projects

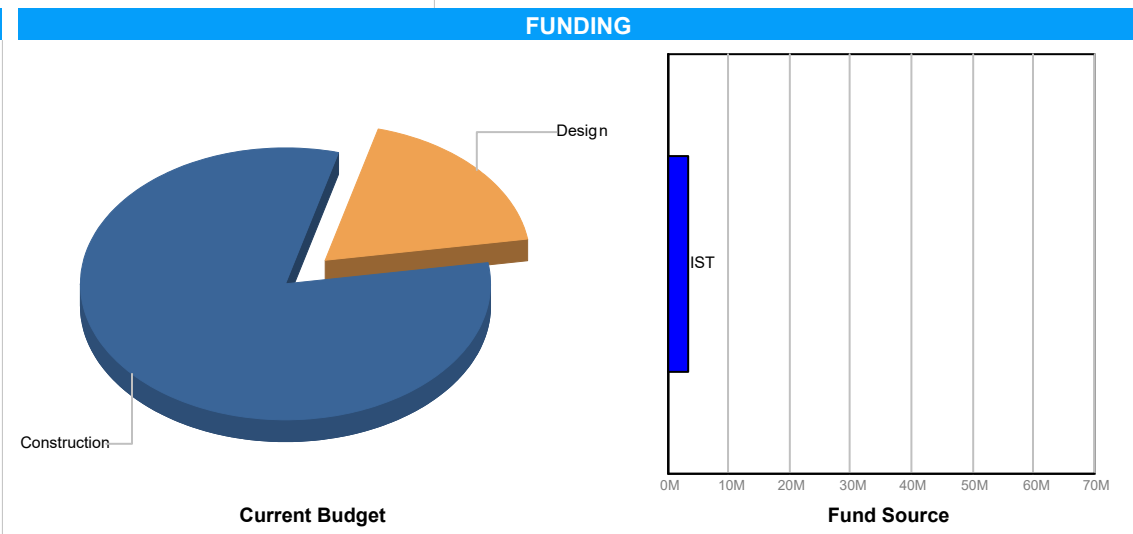
Data Date: 2/15/2024

Report Date: 2/29/2024

DESCRIPTION/TEAM	SCOPE	PHOTO
<p>Project Title: Lantana Rd. from Hagen Ranch Rd. to I-95</p> <p>Project Number: 1731</p> <p>BCC District: Multiple</p> <p>Delivery Method: Annual Construction Contract</p> <p>Category: R04-Resurfacing</p> <p>Status: Design</p> <p>Designer: Mock, Roos & Associates</p> <p>Contractor: TBD</p> <p>Project Manager: Chase Miller</p>	<p>Resurfacing 5.5 miles (33 lane miles) of Lantana Road from Hagen Ranch Road to I-95.</p> <p>FY2022 IST \$3,280,000</p>	

SCHEDULE SUMMARY		
	Original	Actual
Drainage Repairs Complete	12/1/2024	
Milling and Pavement Complete	6/1/2025	
ADA (Curb/Cut Ramps) Complete	9/1/2025	
Traffic Striping Complete	8/1/2025	
Traffic Loops Complete	12/1/2025	

PARTICIPATION	
Consultant	
SBE	15%
Local	100%
WBE	15%
MBE	15%
Contractor	
SBE	TBD
Local	TBD
WBE	TBD
MBE	TBD



FINANCIAL SUMMARY				
	Project Budget	Committed	% Committed	Paid To Date
	A	B	C=B/A	D
Design	\$600,000	\$0	0.00%	\$0
Construction	\$2,680,000	\$6,070	0.23%	\$6,070
TOTAL	\$3,280,000	\$6,070	0.19%	\$6,070

NOTES

Drainage infrastructure study underway to determine scope of drainage repairs. Outstanding work includes drainage repairs, milling and paving, updating ADA ramps, restriping the road, and replacing traffic loops.



Monthly Infrastructure Sales Tax Project Report

Large Cap Projects

Data Date: 2/15/2024

Report Date: 2/29/2024

DESCRIPTION/TEAM

SCOPE

PHOTO

Project Title: Countywide Street Lighting FY 23 (frmly Lyons Rd (Lantana to Boynton Beach Blvd)
Project Number: 1760
BCC District: CW
Delivery Method: Florida Power and Light
Category: S14-Street Lighting
Status: Construction
Designer: Florida Power & Light
Contractor: Florida Power & Light
Project Manager: May Cheng

These projects will replace the high pressure sodium street lights with LED lights. Many of the street lights along County roads are owned and maintained by Florida Power and Light (FPL) with the County paying all the operation and maintenance costs (including power). FPL will be responsible for the final design and installation to convert the street lighting to the newer LED technology, and the County will reimburse FPL all applicable conversion costs. The result will provide a cost savings, better quality illumination, and a more desirable environmental light source.



SCHEDULE SUMMARY

PARTICIPATION

FUNDING

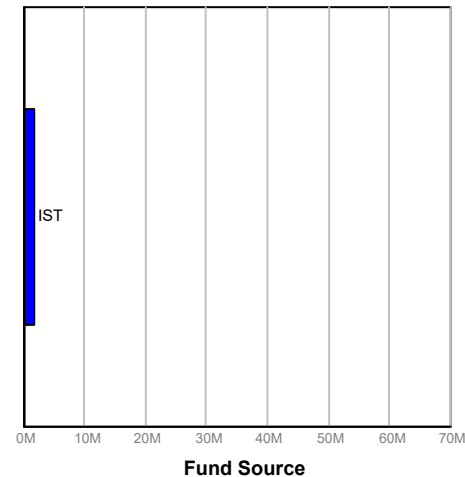
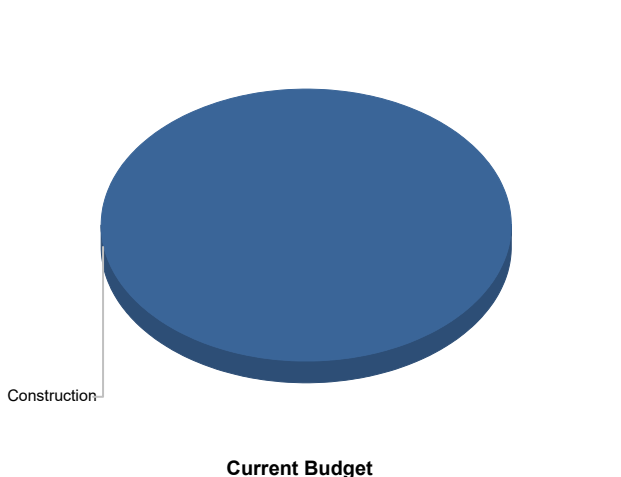
	Original	Actual
Gateway/Lawrence to Savannah Lakes		
Gun Club/Kirk to Congress		
Military/Camino Real to SW 18th		
Lawrence/Gateway to Boynton Beach		
Lake Worth/Wellington City Limits to SR 7		
Lawrence/Hypoluxo to Miner		
Jog/Hypoluxo to Joe de Long		
Hagen Ranch/Boynton Beach to W. Atlan		
Clint Moore/SR 7 to Turpike		
Hypoluxo/SR 7 to Hagen Ranch		
Okeechobee/SR 7 to Turpike		
Jog/Woolbright to Lake Ida		
Military/Waditika Wy to Okeechobee		

Consultant

SBE	N/A
Local	N/A
WBE	N/A
MBE	N/A

Contractor

SBE	N/A
Local	N/A
WBE	N/A
MBE	N/A



FINANCIAL SUMMARY

NOTES

	Project Budget	Committed	% Committed	Paid To Date
	A	B	C=B/A	D
Construction	\$1,830,000	\$0	0.00%	\$0
TOTAL	\$1,830,000	\$0	0.00%	\$0

There are 15 street lighting projects (road segments) funded (\$1,830,000) for conversion in FY 2023.



Monthly Infrastructure Sales Tax Project Report

Large Cap Projects

Data Date: 2/15/2024

Report Date: 2/29/2024

DESCRIPTION/TEAM

SCOPE

PHOTO

Project Title: Congress Ave. from Clint Moore Rd. to Lake Ida Rd.
Project Number: 1779
BCC District: Multiple
Delivery Method:
 Category: R04-Resurfacing
 Status: Construction
 Designer: N/A
 Contractor: Ranger
 Project Manager: Chase Miller

Resurfacing 4.7 miles (28.2 lane miles) of Congress Avenue from Clint Moore Road to Lake Ida Road.
 IST FY2024 \$3,300,000.00



SCHEDULE SUMMARY

	Original	Actual
Milling and Pavement Complete	12/1/2024	
ADA (Curb/Cut Ramps) Complete	3/1/2025	
Traffic Striping Complete	2/1/2025	
Traffic Loops Complete	6/1/2025	

PARTICIPATION

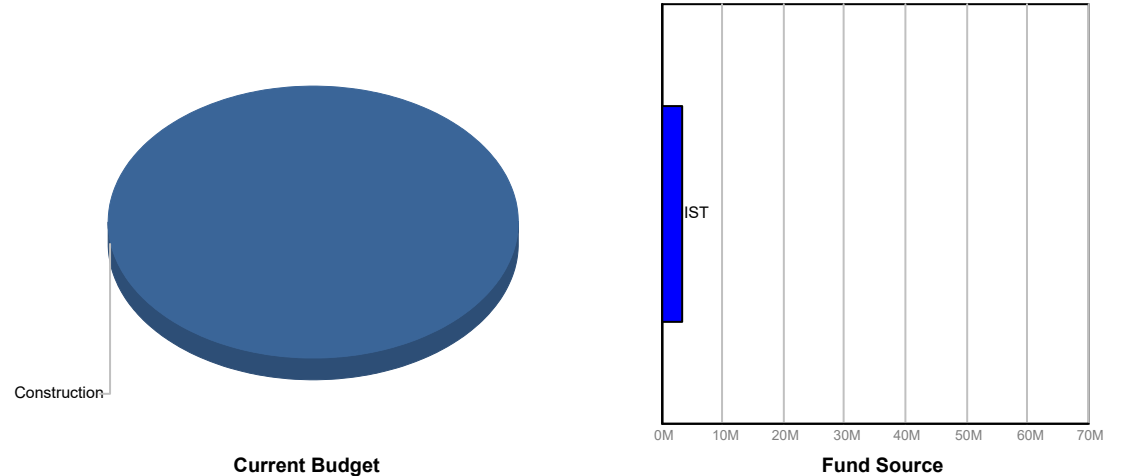
Consultant

SBE N/A
 Local N/A
 WBE N/A
 MBE N/A

Contractor

SBE 15%
 Local 100%
 WBE 0%
 MBE 0%

FUNDING



FINANCIAL SUMMARY

	Project Budget	Committed	% Committed	Paid To Date
	A	B	C=B/A	D
Construction	\$3,300,000	\$0	0.00%	\$0
TOTAL	\$3,300,000	\$0	0.00%	\$0

NOTES

Outstanding work includes milling and paving, updating ADA ramps, restriping the road, and replacing traffic loops.



Monthly Infrastructure Sales Tax Project Report

Large Cap Projects

Data Date: 2/15/2024

Report Date: 2/29/2024

DESCRIPTION/TEAM

SCOPE

PHOTO

Project Title: Military Trail from Palmetto to Clint Moore
Project Number: 1780
BCC District: 04
Delivery Method: Annual Construction Contract
Category: R04-Resurfacing
Status: Construction
Designer: N/A
Contractor: Ranger
Project Manager: Darren Prainito

Resurfacing 4.2 miles (25.2 lane miles) of Military Trail from Palmetto Park Road to Clint Moore Road.

 FY2022 IST \$3,100,000



SCHEDULE SUMMARY

	Original	Actual
Milling and Pavement Complete	4/1/2023	5/12/2023
ADA (Curb/Cut Ramps) Complete	8/1/2023	
Traffic Striping Complete	6/1/2023	7/11/2023
Traffic Loops Complete	10/1/2023	

PARTICIPATION

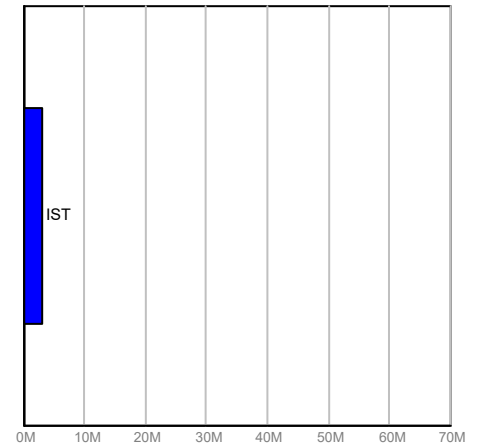
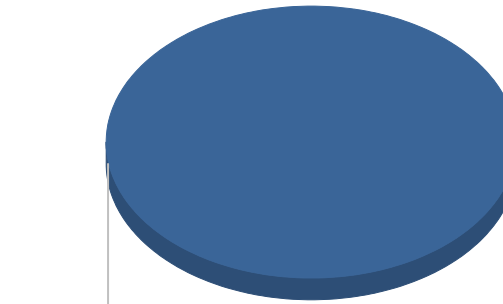
Consultant

SBE N/A
 Local N/A
 WBE N/A
 MBE N/A

Contractor

SBE 15%
 Local 100%
 WBE 0
 MBE 0

FUNDING



Current Budget

Fund Source

FINANCIAL SUMMARY

	Project Budget	Committed	% Committed	Paid To Date
	A	B	C=B/A	D
Construction	\$3,100,000	\$2,781,019	89.71%	\$2,593,519
TOTAL	\$3,100,000	\$2,781,019	89.71%	\$2,593,519

NOTES

Outstanding work includes updating ADA ramps and replacing traffic loops . This resurfacing project will be phased due to other ongoing work improvements within this Military Trail corridor . The scheduled dates have been revised to depict the delay due to coordination efforts .



Monthly Infrastructure Sales Tax Project Report

Large Cap Projects

Data Date: 2/15/2024

Report Date: 2/29/2024

DESCRIPTION/TEAM

SCOPE

PHOTO

Project Title: S.W. 18th St. from Boca Rio Rd. to Military Trail
Project Number: 1782
BCC District: 04
Delivery Method: Annual Construction Contract
Category: R04-Resurfacing
Status: Construction
Designer: N/A
Contractor: Ranger
Project Manager: Chase Miller

Resurfacing 2.5 miles (10.8 lane miles) of SW 18th Street from Boca Rio Road to Military Trail.
 IST FY2024 \$1,300,000.00



SCHEDULE SUMMARY

	Original	Actual
Milling and Pavement Complete	10/1/2024	
ADA (Curb/Cut Ramps) Complete	2/1/2025	
Traffic Striping Complete	12/1/2024	
Traffic Loops Complete	4/1/2025	

PARTICIPATION

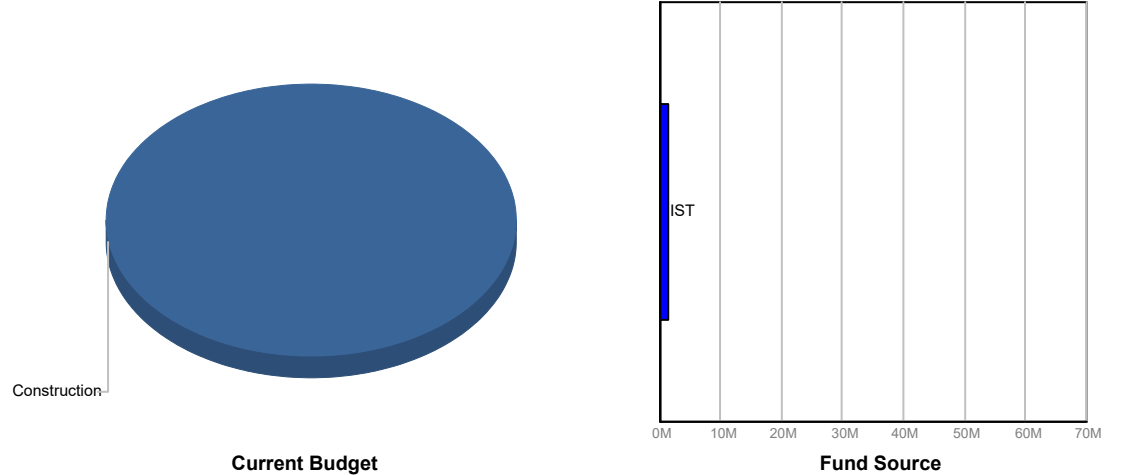
Consultant

SBE N/A
 Local N/A
 WBE N/A
 MBE N/A

Contractor

SBE 15%
 Local 100%
 WBE 0%
 MBE 0%

FUNDING



FINANCIAL SUMMARY

	Project Budget	Committed	% Committed	Paid To Date
	A	B	C=B/A	D
Construction	\$1,300,000	\$1,134,000	87.23%	\$0
TOTAL	\$1,300,000	\$1,134,000	87.23%	\$0

NOTES

Outstanding work includes milling and paving, updating ADA ramps, restriping the road, and replacing traffic loops.



Monthly Infrastructure Sales Tax Project Report

Large Cap Projects

Data Date: 2/15/2024

Report Date: 2/29/2024

DESCRIPTION/TEAM

SCOPE

PHOTO

Project Title: Courthouse Buildout and Renovations

Project Number: B592
 BCC District: CW
 Delivery Method: CMAR
 Category: J02-Judicial
 Status: Design
 Designer: Leo A. Daly
 Contractor: The Weitz Company LLC
 Project Manager: Rich Avery

Improvement of approximately 100,000 square feet of unfinished interior space upon floors one, seven and eight of the Judge Daniel T.K. Hurley Courthouse in downtown West Palm Beach, as well as other incidental interior improvements. All improvements will implement the Palm Beach County Judicial Facilities Master Plan Update.
 IST funding consists of:
 \$8,000,000 in FY 2022,
 \$24,500,000 in FY 2023
 \$31,308,437 in FY 2023,
 \$3,000,000 Impact Fees
 Total of \$66,808,437.



SCHEDULE SUMMARY

	Original	Actual
Design Contract Issued	6/7/2022	6/7/2022
Design Commencement	6/17/2022	6/17/2022
Design Completion 1st, 7th, & 8th floors	5/18/2023	

PARTICIPATION

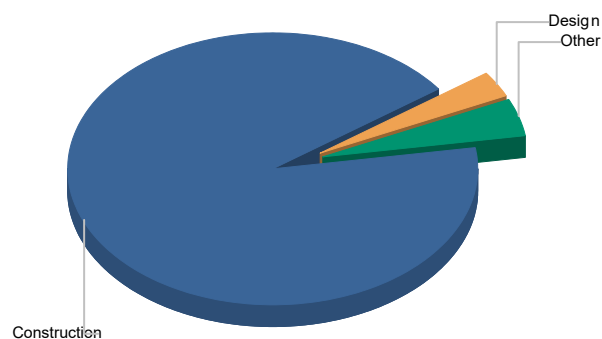
Consultant

SBE 25%
 Local 100%
 WBE 100%
 MBE 100%

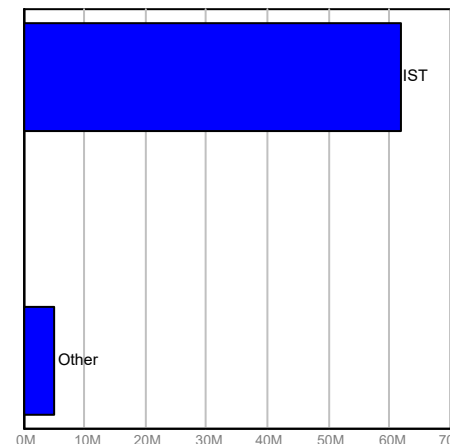
Contractor

SBE TBD
 Local TBD
 WBE TBD
 MBE TBD

FUNDING



Current Budget



Fund Source

FINANCIAL SUMMARY

	Project Budget	Committed	% Committed	Paid To Date
	A	B	C=B/A	D
Design	\$2,026,992	\$2,033,899	100.34%	\$372,284
Construction	\$61,781,445	\$473,665	0.77%	\$136,967
Other	\$3,000,000	\$143,484	4.78%	\$12,773
TOTAL	\$66,808,437	\$2,651,048	3.97%	\$522,024

NOTES

CID met with the court partner's IT staff to review project requirements. CID is awaiting the result of the CM schematic design review for the first, seventh, and eighth floors. Design development documents are progressing for the first, seventh, and eighth floors.




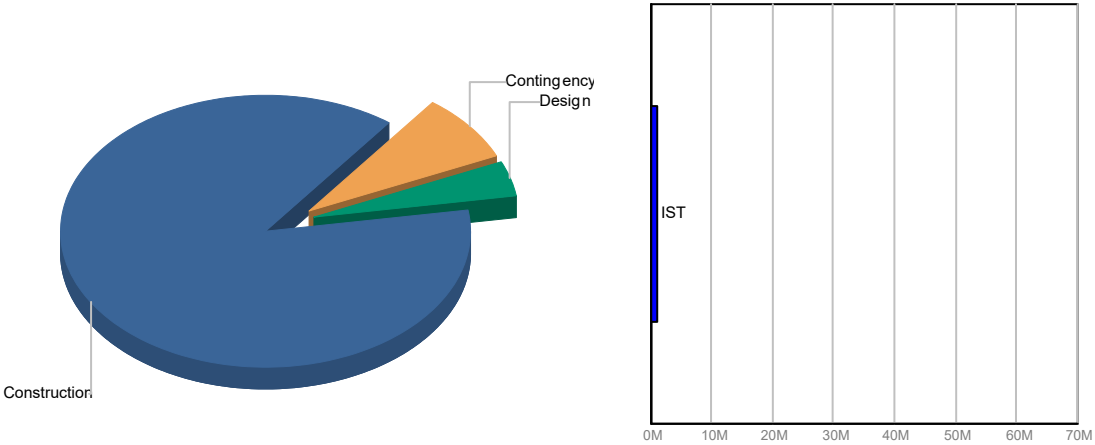
Monthly Infrastructure Sales Tax Project Report

Large Cap Projects

Data Date: 2/15/2024

Report Date: 2/29/2024

DESCRIPTION/TEAM	SCOPE	PHOTO
<p>Project Title: Lake Worth West Substation</p> <p>Project Number: B607 BCC District: Multiple Delivery Method: Construction Manager at Risk Category: S06-Sheriff - FDO Status: Construction Designer: Ohlson Lavoie Collaborative Contractor: D Stephenson Project Manager: Sunil Jagoo</p>	<p>Provide dedicated office(s) within the HRC2 building (project-19220) for PBSO field personnel's use. Additional interior improvements include a multipurpose room for PBSO training purposes and HRC/community programming, as well as restrooms, circulation area, and other incidental improvements.</p> <p>FY 2019 IST \$1,213,460</p>	

SCHEDULE SUMMARY	PARTICIPATION	FUNDING				
<table border="1"> <thead> <tr> <th>Original</th> <th>Actual</th> </tr> </thead> <tbody> <tr> <td colspan="2">Please Refer to Central County Resource</td> </tr> </tbody> </table>	Original	Actual	Please Refer to Central County Resource		<p>Consultant</p> <p>SBE TBD Local TBD WBE TBD MBE TBD</p> <p>Contractor</p> <p>SBE TBD Local TBD WBE TBD MBE TBD</p>	 <p>Current Budget</p> <p>Fund Source</p>
Original	Actual					
Please Refer to Central County Resource						

FINANCIAL SUMMARY				
	Project Budget	Committed	% Committed	Paid To Date
	A	B	C=B/A	D
Design	\$50,000	\$2,227	4.45%	\$2,227
Construction	\$1,063,460	\$1,085,373	102.06%	\$1,085,374
Contingency	\$100,000	\$0	0.00%	\$0
TOTAL	\$1,213,460	\$1,087,601	89.63%	\$1,087,601

NOTES

Please refer to the Central County Resource Center report for current status and material project updates.



Monthly Infrastructure Sales Tax Project Report

Large Cap Projects

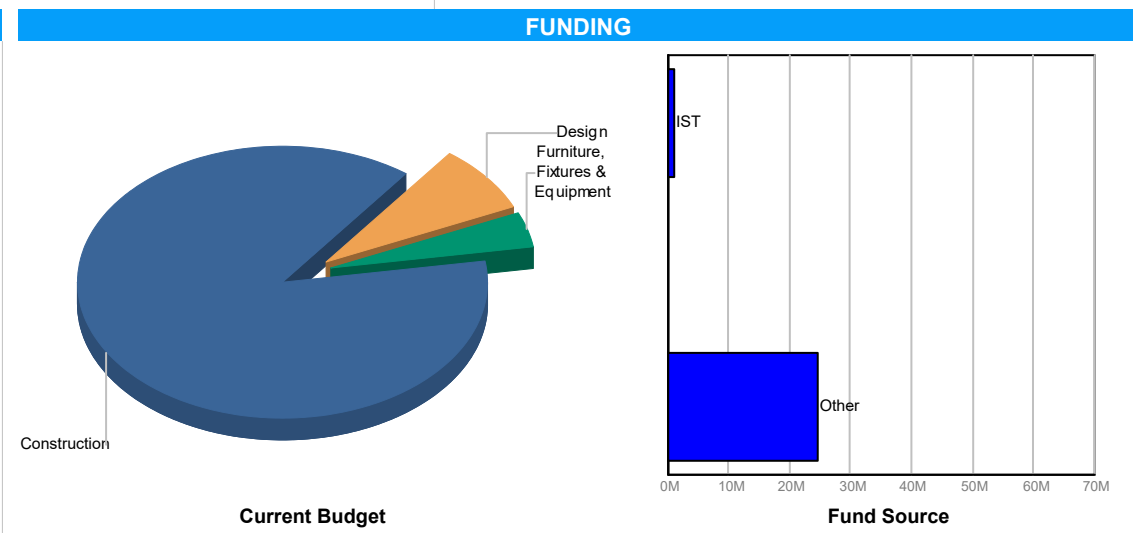
Data Date: 2/15/2024

Report Date: 2/29/2024

DESCRIPTION/TEAM	SCOPE	PHOTO
<p>Project Title: PBSO District 1 Substation and Marine Unit</p> <p>Project Number: B665</p> <p>BCC District: 02</p> <p>Delivery Method: CMAR</p> <p>Category: S06-Sheriff - FDO</p> <p>Status: Construction</p> <p>Designer: Song & Associates</p> <p>Contractor: Kaufman Lynn</p> <p>Project Manager: Henry Madriz</p>	<p>Construction of an approximately 28,000 square foot facility and site improvements to accommodate the relocation of PBSO District 1 from PBSO Headquarters as well as the relocation of the PBSO Marine Unit from the County's Cherry Road Complex property. The subject site is approximately 5.75 acres and located on the west side of Jog Road approximately 1,000 feet south of Belvedere Road.</p> <p>Funding Sources: IST\$1,000,000,Ad-valorem \$2,076,000, and Impact Fees \$ 22,516,895</p>	<p style="text-align: center;">PALM BEACH COUNTY SHERIFF'S OFFICE DISTRICT 1</p>

SCHEDULE SUMMARY		
	Original	Actual
Submit DRO Application	8/3/2020	8/3/2020
Submit for Permits	3/18/2022	5/6/2022
Construction Complete	10/31/2023	
PBSO Turn Over		

PARTICIPATION	
Consultant	
SBE	77.4%
Local	100%
WBE	77.4%
MBE	77.4%
Contractor	
SBE	27.06%
Local	100%
WBE	0%
MBE	6.40%



FINANCIAL SUMMARY				
	Project Budget	Committed	% Committed	Paid To Date
	A	B	C=B/A	D
Design	\$2,076,000	\$884,123	42.59%	\$46,175
Construction	\$22,440,895	\$21,896,872	97.58%	\$953,221
Furniture, Fixtures & Equipment	\$1,076,000	\$0	0.00%	\$0
TOTAL	\$25,592,895	\$22,780,995	89.01%	\$999,396

NOTES

Overall, Project progress is 22%. Steel columns and beams are 100% set in place, and roof trusses and decking are being installed. The storm sewer is 90% completed. Concrete and block walls are being completed at the work bay. The south parking lot subgrade is being compacted and cut to the final grade.



Monthly Infrastructure Sales Tax Project Report

Large Cap Projects

Data Date: 2/15/2024

Report Date: 2/29/2024

DESCRIPTION/TEAM

SCOPE

PHOTO

Project Title: Gramercy Park Expansion

Gramercy: Construction of a +/- 11,000 sq. ft. neighborhood center and passive park for underserved Countywide Community Revitalization Team (CCRT) areas.



Project Number: P945
 BCC District: 07
 Delivery Method: Annual Contract
 Category: E02-Existing Park Redevelopment or Expansion
 Status: Construction
 Designer: Colome' & Associates, Inc.
 Contractor: Hatcher Construction & Development
 Project Manager: Stuart Patterson

FY 2024 IST: \$4,000,000
 Other funding is captured in another report, T004.

SCHEDULE SUMMARY

PARTICIPATION

FUNDING

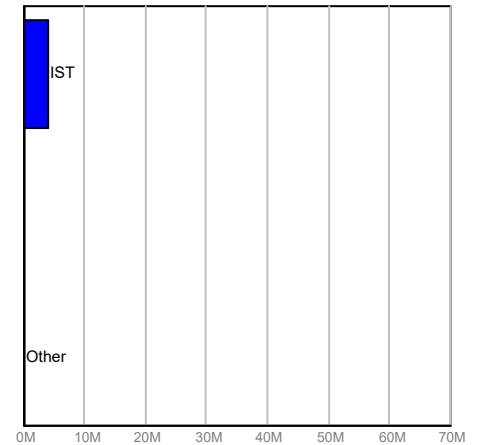
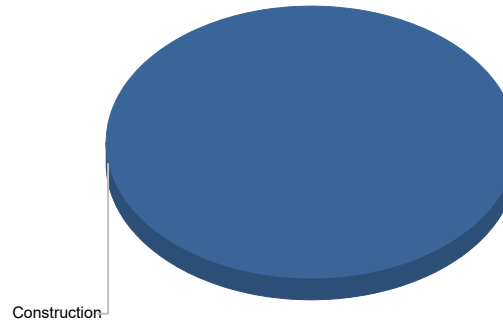
	Original	Actual
Construction NTP Issued	1/30/2024	1/30/2024
Construction Commencement	2/5/2024	2/5/2024
Construction Start	3/4/2024	3/14/2024
Permits Issued	1/24/2024	1/24/2024
Ground Breaking Ceremony	3/14/2024	3/14/2024

Consultant

SBE 88.63%
 Local 100%
 WBE 6.27%
 MBE 0%

Contractor

SBE N/A
 Local N/A
 WBE N/A
 MBE N/A



Current Budget

Fund Source

FINANCIAL SUMMARY

NOTES

	Project Budget	Committed	% Committed	Paid To Date
	A	B	C=B/A	D
Design	\$0	\$0	0.00%	\$0
Construction	\$4,000,000	\$2,697,007	67.43%	\$0
TOTAL	\$4,000,000	\$2,697,007	67.43%	\$0

Permits issued and GMP approved by BCC. Construction NTP issued 1/30/2024, with construction commencement 2/5/2024. Mobilization and site preparation commenced. OAC meetings are held on the 1st & 3rd Thursdays of each month.



Monthly Infrastructure Sales Tax Project Report

Large Cap Projects

Data Date: 2/15/2024

Report Date: 2/29/2024

DESCRIPTION/TEAM

SCOPE

PHOTO

Project Title: Housing Units for Homeless, Extremely Low Income, & Low Income
Project Number: Q001
BCC District: CW
Delivery Method: TBD
Category: H02-Housing
Status: Varies
Designer: Varies
Contractor: Varies
Project Manager: Varies

This project involves the delivery of housing units for use as temporary or longer term affordable housing for homeless and special populations.

 This Project is funded in:
 FY 2017 - FY 2026 for \$2,550,000 each year for a total of \$25,500,000.



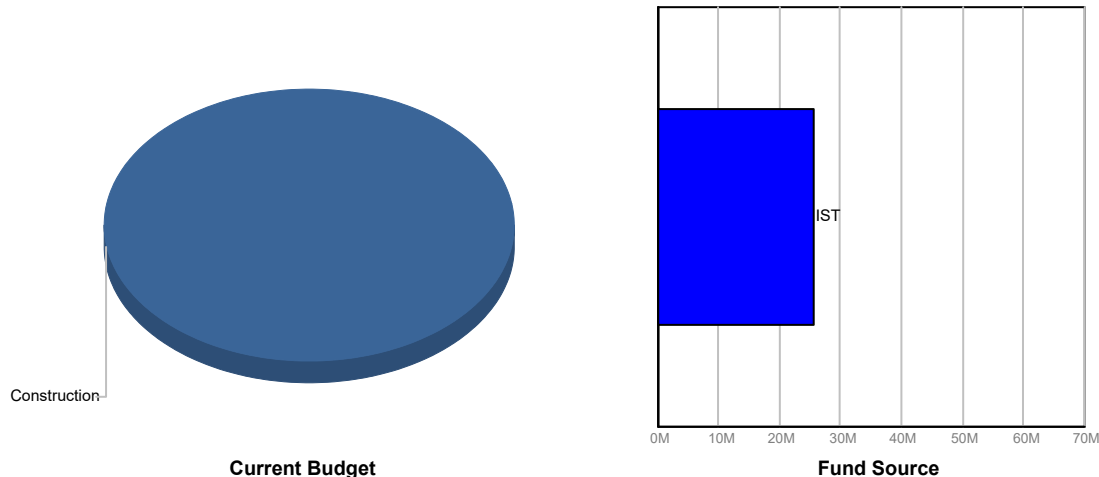
SCHEDULE SUMMARY

	Original	Actual
Project Start	9/1/2017	9/1/2017
Project Completion		

PARTICIPATION

- Consultant**
- SBE VARIES
 - Local VARIES
 - WBE VARIES
 - MBE VARIES
- Contractor**
- SBE VARIES
 - Local VARIES
 - WBE VARIES
 - MBE VARIES

FUNDING



FINANCIAL SUMMARY

	Project Budget	Committed	% Committed	Paid To Date
	A	B	C=B/A	D
Design	\$0	\$13,326	0.00%	\$13,326
Construction	\$25,500,000	\$9,136,060	35.83%	\$3,003,328
Furniture, Fixtures & Equipment	\$0	\$0	0.00%	\$0
Other	\$0	\$50,674	0.00%	\$50,674
Contingency	\$0	\$0	0.00%	\$0
TOTAL	\$25,500,000	\$9,200,060	36.08%	\$3,067,329

NOTES

This Project will fund multiple projects over a 10-year period per the direction provided by BCC on September 26, 2017, and February 26, 2019. The Cottage Homes pilot project by the WPB Housing Authority (\$6,073,458.06) broke ground on January 19, 2023 and construction is ongoing. The BCC approved an allocation of \$1M toward the renovation of a non-congregate shelter in Pahokee on Sept. 15, 2020 (\$621,000 expended). A \$2.5M allocation to the Belle Glade Housing Authority for the improvement of 534 housing units in Belle Glade was approved by the BCC on November 1, 2022 and work is ongoing.



Monthly Infrastructure Sales Tax Project Report

Large Cap Projects

Data Date: 2/15/2024

Report Date: 2/29/2024

DESCRIPTION/TEAM

SCOPE

PHOTO

Project Title: Countywide ADA Renovations

Project Number: Q002
 BCC District: CW
 Delivery Method: Annual Contract
 Category: G02-General Government Facilities
 Status: Construction
 Designer: Colome' and Associates
 Contractor: Varies
 Project Manager: Varies

Renovate multiple public facility restrooms to meet ADA requirements. The following locations are planned for renovation:
 Delray Health Clinic ADA Restrooms @ \$250K FY2017
 Lantana Health Clinic ADA Restrooms @ \$275K FY2022
 Lantana Health Clinic ADA Service Counter @ \$16K FY2022
 Jupiter Health Clinic ADA Restrooms @ \$64K FY2022
 West County Administration Building (aka Glades Office Building) ADA Improvements @ \$245K FY2022 and \$450K FY2023

This Project is funded in:
 FY 2017 \$250,000 FY 2024 \$700,000
 FY 2022 \$600,000 FY 2025 \$539,000
 FY 2023 \$450,000



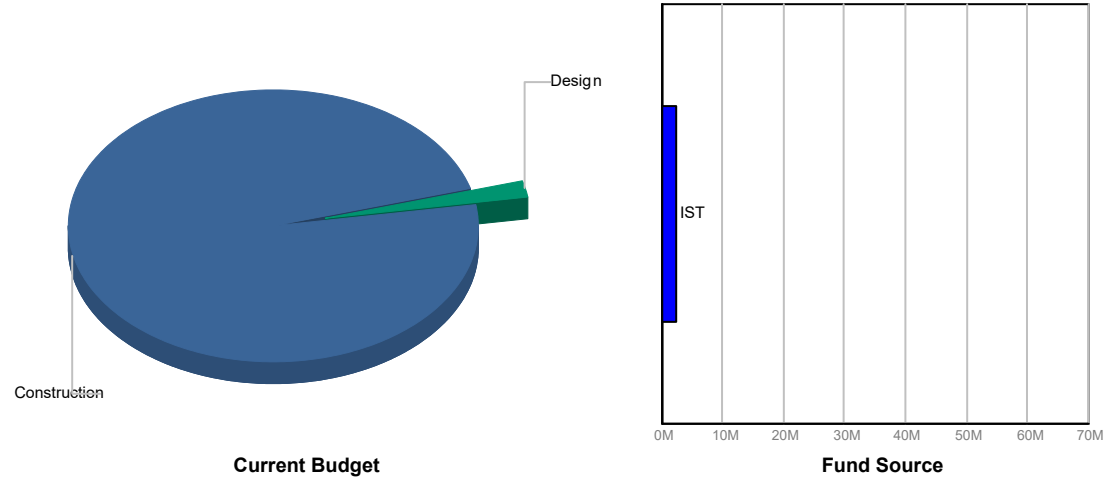
SCHEDULE SUMMARY

	Original	Actual
Delray Health Start	7/27/2017	7/27/2017
Delray Health Finish	12/21/2018	10/24/2022
Lantana Health Start	7/7/2017	7/7/2017
Lantana Health Finish	4/8/2018	
Lantana Health (Counters) Start	11/24/2020	11/24/2020
Lantana Health (Counters) Finish		
Jupiter Health Start	12/22/2020	12/22/2020
Jupiter Health Finish		
West County Admin Start	6/22/2022	6/1/2023
West County Admin Finish		

PARTICIPATION

- Consultant**
- SBE Varies
 - Local Varies
 - WBE Varies
 - MBE Varies
- Contractor**
- SBE Varies
 - Local Varies
 - WBE Varies
 - MBE Varies

FUNDING



FINANCIAL SUMMARY

	Project Budget	Committed	% Committed	Paid To Date
	A	B	C=B/A	D
Design	\$50,000	\$281,170	562.34%	\$235,456
Construction	\$2,486,000	\$815,317	32.80%	\$398,501
Furniture, Fixtures & Equipment	\$0	\$0	0.00%	\$0
Other	\$0	\$1,339	0.00%	\$1,339
Contingency	\$0	\$0	0.00%	\$0
TOTAL	\$2,536,000	\$1,097,826	43.29%	\$635,295

NOTES

Delray Health; Closed. Lantana Health: Project completed. Finalizing close-out documents. Jupiter Health; Project started. Asbestos remediation in process. West County Administration Building revised conceptual ROM estimate received from Colome & Associates, which indicates a construction value of over \$4M. Received proposal from Saltz Michelson Architects and are in the 2nd round negotiation for the cost.



Monthly Infrastructure Sales Tax Project Report

Large Cap Projects

Data Date: 2/15/2024

Report Date: 2/29/2024

DESCRIPTION/TEAM

SCOPE

PHOTO

Project Title: Vehicle Replacement

This project funds the replacement of PBSO public safety vehicles and related equipment (other than radios), tools and/or services.



Project Number: Q007
 BCC District: Multiple
 Delivery Method: Direct Purchase
 Category: S04-Sheriff
 Status: Construction
 Designer: N/A
 Contractor: N/A
 Project Manager: Isami Ayala-Collazo

FY 18 Funds: \$3,650,513
 FY 19 Funds: \$3,650,513
 FY 20 Funds: \$3,650,514
 FY 24 Funds: \$1,669,963

SCHEDULE SUMMARY

PARTICIPATION

FUNDING

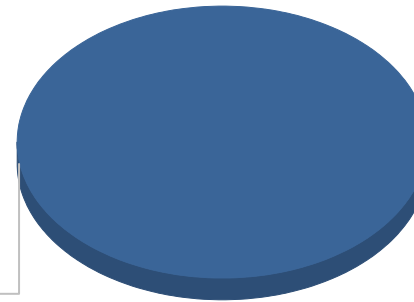
	Original	Actual
1 Project Start	10/1/2018	5/1/2018
2 Project Completion	9/30/2024	

Consultant

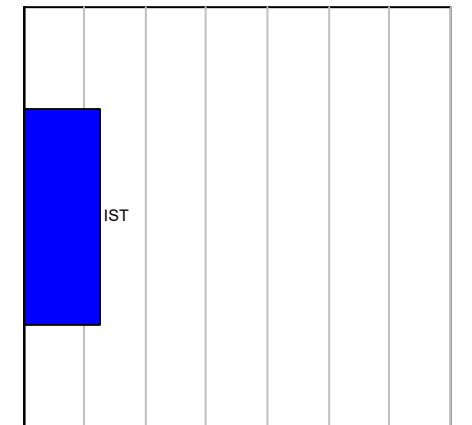
- SBE N/A
- Local N/A
- WBE N/A
- MBE N/A

Contractor

- SBE N/A
- Local N/A
- WBE N/A
- MBE N/A



Current Budget



Fund Source

FINANCIAL SUMMARY

NOTES

	Project Budget	Committed	% Committed	Paid To Date
	A	B	C=B/A	D
Furniture, Fixtures & Equipment	\$12,621,503	\$12,073,428	95.66%	\$12,073,428
Other	\$0	\$0	0.00%	\$0
TOTAL	\$12,621,503	\$12,073,428	95.66%	\$12,073,428

Prioritization, identification and cost of specific assets are determined by the Sheriff's Office with administration support being performed by FD&O through a Project Funding Agreement with the County.



Monthly Infrastructure Sales Tax Project Report

Large Cap Projects

Data Date: 2/15/2024

Report Date: 2/29/2024

DESCRIPTION/TEAM

SCOPE

PHOTO

Project Title: Animal Care & Control

Project Number: Q008
 BCC District: 02
 Delivery Method: Construction Manager at Risk
 Category: G02-General Government Facilities
 Status: Design
 Designer: PGAL
 Contractor: Wharton-Smith
 Project Manager: Rich Avery

The Animal Care & Control Renovation & Expansion project for the Belvedere Rd. campus includes: renovations to existing buildings for improved functionality; possible replacement of non-air conditioned kennel buildings with air-conditioned kennel buildings pending evaluation, pricing and approval; and the creation of new spaces necessary to facilitate current and future projected operational needs. The cost of the project includes cost-estimating services necessary in order to validate the project scope, which was derived jointly by FDO & the ACC Division via a needs assessment and programming document, as well as interim arrangements to sustain continuous operations during construction. Funding: FY 2019 IST \$6,000,000 FY 2020 IST \$7,000,000 FY 2025 IST \$35,289,104



SCHEDULE SUMMARY

	Original	Actual
PROGRAMMING	10/1/2018	10/1/2018
Commence Design Comparative Study	7/24/2019	7/24/2019
Design Start	2/3/2020	12/2/2020
Construction Start	12/1/2020	
Substantial Completion	7/3/2023	

PARTICIPATION

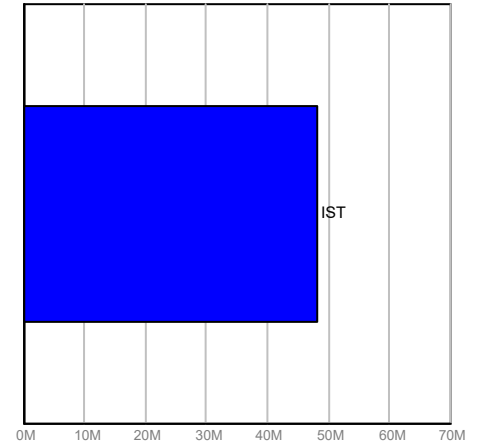
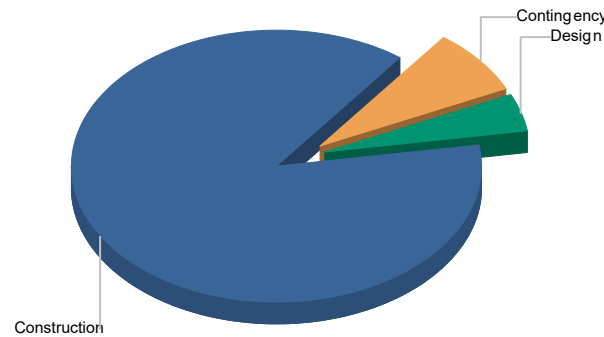
Consultant

SBE 20%
 Local 100%
 WBE N/A
 MBE N/A

Contractor

SBE 13.04%
 Local 13.04%
 WBE 13.04%
 MBE 13.04%

FUNDING



Current Budget

Fund Source

FINANCIAL SUMMARY

	Project Budget	Committed	% Committed	Paid To Date
	A	B	C=B/A	D
Design	\$2,100,000	\$882,713	42.03%	\$882,713
Construction	\$42,409,104	\$656,865	1.55%	\$633,941
Contingency	\$3,780,000	\$0	0.00%	\$0
TOTAL	\$48,289,104	\$1,539,578	3.19%	\$1,516,654

NOTES

The project has been approved to proceed with construction documents. Awaiting final fee proposals from the Architect.



Monthly Infrastructure Sales Tax Project Report

Large Cap Projects

Data Date: 2/15/2024

Report Date: 2/29/2024

DESCRIPTION/TEAM

Project Title: Central County Housing Resource Center
Project Number: Q009
BCC District: 03
Delivery Method: Construction Manager at Risk
Category: H02-Housing
Status: Construction
Designer: Ohlson Lavoie Collaborative
Contractor: D Stephenson
Project Manager: Sunil Jagoo

SCOPE

The Homeless Resource Center 2 (HRC 2) is to provide an effective Crisis Response System that provides immediate and easy access to safe and decent temporary shelter to County residents that need it and aims to re-house people as quickly as possible while receiving wrap-around social services. The facility will compliment the County's existing Senator Philip D. Lewis Center in West Palm Beach and will consist of approximately 19,000 square feet to support 74 client beds, dining and service delivery/office areas, restrooms, laundry facilities, an intake lobby, and other incidental interior and exterior improvements. Co-located within the facility will be the improvements identified in the IST Project Plan titled PBSO Lake Worth West Substation. FY 2019 IST \$5,700,000 FY 2022 IST \$9,243,697

PHOTO



SCHEDULE SUMMARY

	Original	Actual
Program Development	11/1/2017	11/1/2017
Public Outreach	2/1/2019	2/1/2019
Design Team Solicitation	5/1/2019	9/30/2020
CM Solicitation	9/1/2019	11/26/2019
Schematic Design	11/11/2019	1/31/2020
Design Development	5/1/2020	9/28/2020
Construction Documents	10/1/2020	2/23/2021
Permitting	1/1/2021	11/1/2021
Construction Commencement	6/1/2021	5/10/2022
CO/Substantial Completion	9/1/2022	
Occupancy	10/3/2022	

PARTICIPATION

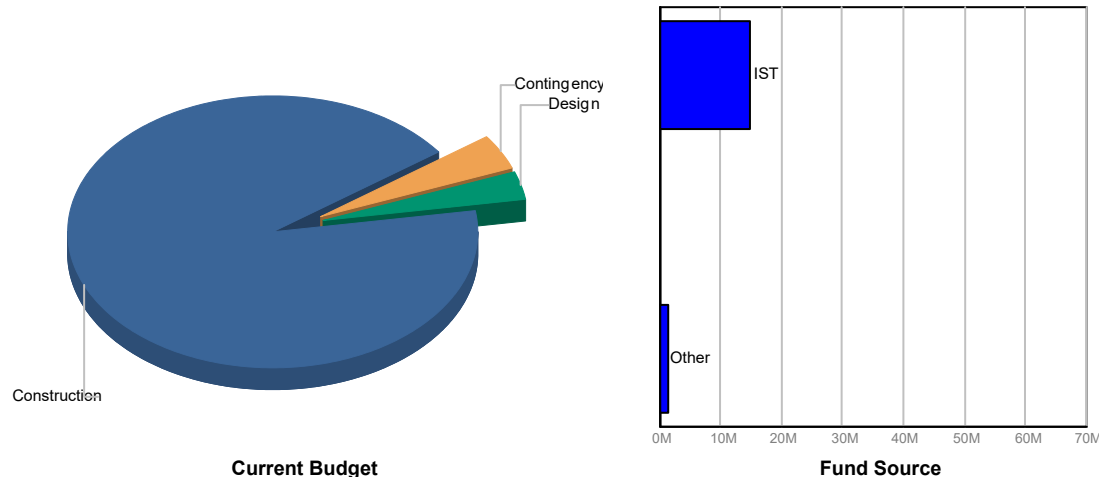
Consultant

- SBE 0%
- Local 25%
- WBE 0%
- MBE 0%

Contractor

- SBE N/A
- Local 100%
- WBE 6.9%
- MBE 22.4%

FUNDING



FINANCIAL SUMMARY

	Project Budget	Committed	% Committed	Paid To Date
	A	B	C=B/A	D
Design	\$550,000	\$155,338	28.24%	\$147,182
Construction	\$15,118,540	\$13,389,717	88.56%	\$12,533,932
Contingency	\$700,000	\$0	0.00%	\$0
TOTAL	\$16,368,540	\$13,545,055	82.75%	\$12,681,114

NOTES

Contractor is working on punchlist items for CO.



Monthly Infrastructure Sales Tax Project Report

Large Cap Projects

Data Date: 2/15/2024

Report Date: 2/29/2024

DESCRIPTION/TEAM

SCOPE

PHOTO

Project Title: South County Administrative Complex

Project Number: Q010
 BCC District: 07
 Delivery Method: Varies
 Category: G02-General Government Facilities
 Status: Design
 Designer: Varies
 Contractor: Varies
 Project Manager: Eric McClellan

This project funds essential Renewal and Replacement (R&R) needs to sustain the continuous operation of this 40+ year old complex prior to its future redevelopment. As such there is no defined scope of work. Any funds remaining at such time that redevelopment is funded would be utilized toward professional design services for the redevelopment. Funding includes \$3M each in FY 2020 and FY 2021, for a total of \$6M.



SCHEDULE SUMMARY

PARTICIPATION

FUNDING

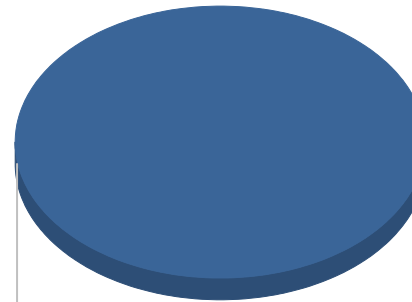
Original	Actual
N/A. See notes for current activity.	

Consultant

SBE Varies
 Local Varies
 WBE Varies
 MBE Varies

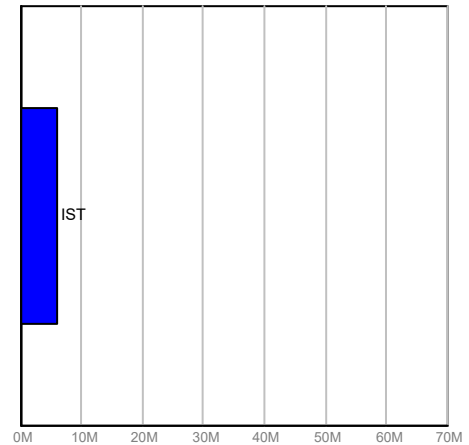
Contractor

SBE Varies
 Local Varies
 WBE Varies
 MBE Varies



Construction

Current Budget



Fund Source

FINANCIAL SUMMARY

NOTES

	Project Budget	Committed	% Committed	Paid To Date
	A	B	C=B/A	D
Construction	\$6,046,442	\$1,285,256	21.26%	\$1,054,127
Other	\$0	\$26,372	0.00%	\$20,898
TOTAL	\$6,046,442	\$1,311,628	21.69%	\$1,075,026

Paved vehicular surfaces throughout the complex are in need of R&R and work is approaching. Other work is also occurring on an as-needed basis to sustain operations. Zyscovich, LLC was competitively selected to provide professional master site planning, programming, investigation design, interior space planning, engineering, permitting and construction administration services for site redevelopment. The needs assessment and conceptual plans have been completed and the August 29, 2023 BCC Workshop concluded with direction to proceed with Option 1 contingent upon a satisfactory funding plan. Efforts on a funding plan and parking needs study are in progress.



Monthly Infrastructure Sales Tax Project Report

Large Cap Projects

Data Date: 2/15/2024

Report Date: 2/29/2024

DESCRIPTION/TEAM

SCOPE

PHOTO

Project Title: Government Center
Renewal/Replacement

Project Number: Q011

BCC District: 02

Delivery Method: Construction Manager at Risk

Category: G02-General Government Facilities

Status: Design

Designer: Netta Architects

Contractor: The Weitz Company LLC

Project Manager: Jeffrey Halverson

This project includes but is not limited to upgrades and replacement of select building finishes and systems including security, HVAC, plumbing, fire alarm, fire sprinkler, electrical, low voltage, lighting, flooring and paint. The scope of the project will additionally include a building conditions assessment, program evaluation study, interior space planning and layout improvements. The proposed renovations to the Robert Weisman Governmental Center are designed to increase the functionality of key areas within the facility and bring the building up to current County standards.

FY2022 IST \$8,000,000 FY2023 IST \$14,000,000 FY2024 IST \$10,000,000 FY2025 \$11,000,000
FY2026 IST \$15,000,000 FY2027 IST \$11,500,000



SCHEDULE SUMMARY

	Original	Actual
CM RFP Proposals Due	12/2/2021	12/2/2021
CM Shortlist Meeting	1/19/2022	3/15/2022
Design RFP Final Selection	11/8/2021	9/30/2021
Structural Assessment	1/31/2023	3/17/2023
Building Construction Assesment	6/1/2023	
Life Cycle Analysis	11/1/2023	

PARTICIPATION

Consultant

SBE 33%

Local 100%

WBE 100%

MBE 100%

Contractor

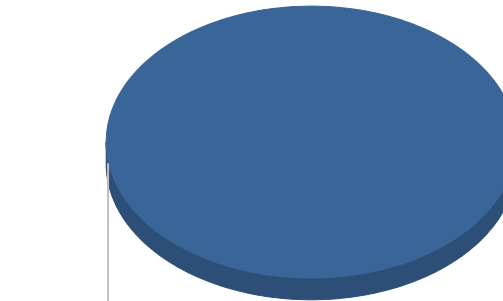
SBE TBD

Local TBD

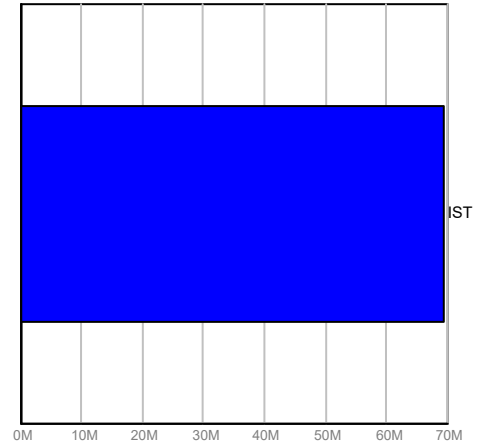
WBE TBD

MBE TBD

FUNDING



Current Budget



Fund Source

FINANCIAL SUMMARY

	Project Budget	Committed	% Committed	Paid To Date
	A	B	C=B/A	D
Construction	\$69,500,000	\$724,884	1.04%	\$494,605
TOTAL	\$69,500,000	\$724,884	1.04%	\$494,605

NOTES

The project has been on hold since the Feb 27 BCC meeting, pending further direction from BCC.




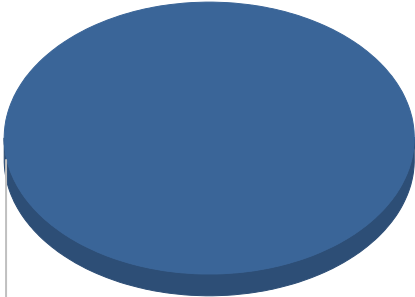
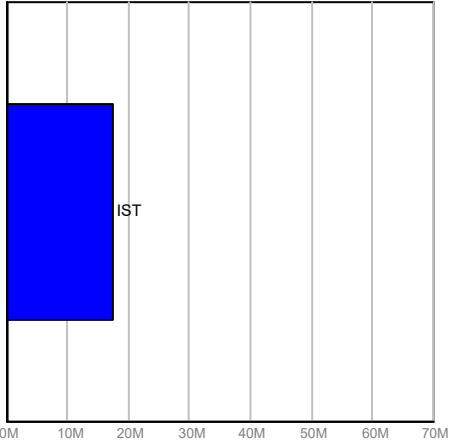
Monthly Infrastructure Sales Tax Project Report

Large Cap Projects

Data Date: 2/15/2024

Report Date: 2/29/2024

DESCRIPTION/TEAM	SCOPE	PHOTO
<p>Project Title: Countywide Buildings Renewal/Replacement</p> <p>Project Number: Q014</p> <p>BCC District: CW</p> <p>Delivery Method: Varies</p> <p>Category: G02-General Government Facilities</p> <p>Status: Varies</p> <p>Designer: Varies</p> <p>Contractor: Varies</p> <p>Project Manager: Varies</p>	<p>This project addresses backlogged building system renewal and replacement, ranging from envelope components (roofs, walls, structural elements, window and weatherproofing), HVAC, plumbing, electrical, ceiling and lighting, back-up power, flooring and painting.</p> <p>FY23 thru 26 \$16,063,200 and FY27 \$1,463,792</p>	

SCHEDULE SUMMARY	PARTICIPATION	FUNDING									
<table border="1"> <thead> <tr> <th></th> <th style="text-align: center;">Original</th> <th style="text-align: center;">Actual</th> </tr> </thead> <tbody> <tr> <td>Projects Commencement</td> <td style="text-align: center;">1/2/2023</td> <td style="text-align: center;">5/17/2023</td> </tr> <tr> <td>Projects Completion</td> <td></td> <td></td> </tr> </tbody> </table>		Original	Actual	Projects Commencement	1/2/2023	5/17/2023	Projects Completion			<p>Consultant</p> <ul style="list-style-type: none"> SBE Varies Local Varies WBE Varies MBE Varies <p>Contractor</p> <ul style="list-style-type: none"> SBE Varies Local Varies WBE Varies MBE Varies 	<div style="display: flex; justify-content: space-around;"> <div style="text-align: center;">  <p>Construction</p> <p>Current Budget</p> </div> <div style="text-align: center;">  <p>Fund Source</p> </div> </div>
	Original	Actual									
Projects Commencement	1/2/2023	5/17/2023									
Projects Completion											

FINANCIAL SUMMARY				
	Project Budget	Committed	% Committed	Paid To Date
	A	B	C=B/A	D
Construction	\$17,526,992	\$11,559	0.07%	\$11,559
TOTAL	\$17,526,992	\$11,559	0.07%	\$11,559

NOTES

FDO will target single scope of work projects commanding high dollar values or combined scopes of work at single buildings/facilities for this funding to simplify tracking and reporting.

Bids for Mid-County Senior Center roof replacement were received, BAS approved, and a work order was created and sent to the contractor.



Monthly Infrastructure Sales Tax Project Report

Large Cap Projects

Data Date: 2/15/2024

Report Date: 2/29/2024

DESCRIPTION/TEAM

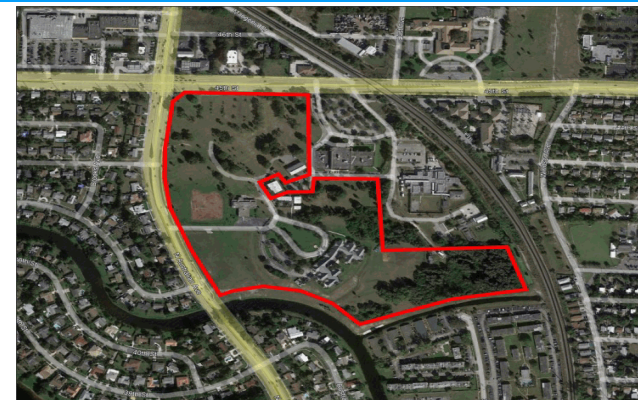
SCOPE

PHOTO

Project Title: 810 Datura Building Replacement

Project Number: Q018
 BCC District: 07
 Delivery Method: CMAR
 Category: G02-General Government Facilities
 Status: Design
 Designer: Alfonso Hernandez Architect, LLC
 Contractor: TBD
 Project Manager: Terri Wolfe

This project relocates the Community Services Department from 810 Datura Street to the County's 45th Street Complex. The result will be a modern office building to replace the existing facility which is 50+ years old, providing adequate space for services and programs into the future.
 FY 2023 - \$2,600,000
 FY 2025 - \$5,000,000
 FY 2026 - \$18,660,000



SCHEDULE SUMMARY

PARTICIPATION

FUNDING

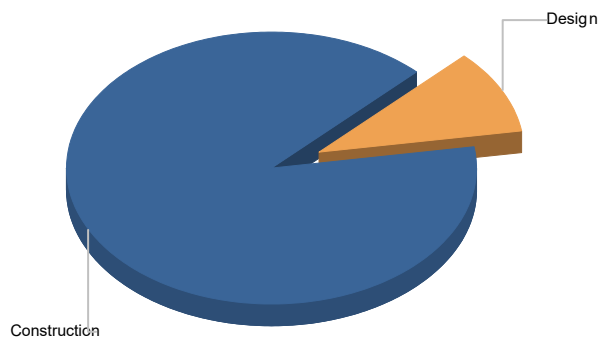
	Original	Actual
Project Start	10/1/2024	2/9/2022
Programming	5/12/2023	5/12/2023
Design	8/1/2023	8/1/2023
Construction Commencement		
Construction Completion		

Consultant

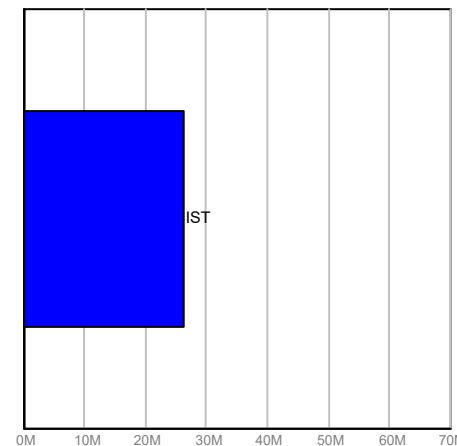
SBE 82%
 Local 82%
 WBE 0%
 MBE 15%

Contractor

SBE TBD
 Local TBD
 WBE TBD
 MBE TBD



Current Budget



Fund Source

FINANCIAL SUMMARY

NOTES

	Project Budget	Committed	% Committed	Paid To Date
	A	B	C=B/A	D
Design	\$2,600,000	\$10,179	0.39%	\$10,179
Construction	\$23,660,000	\$2,357,774	9.97%	\$307,066
TOTAL	\$26,260,000	\$2,367,953	9.02%	\$317,245

PBC Approval was provided to the consultant for Conceptual Plan Services to include site survey work . The Conceptual Plan will be presented to CID on 3/19/24. CM pre-construction RFP bid proposals were received. CID awaits Alfonso Hernandez (Architect) to provide a ROM cost for construction.



Monthly Infrastructure Sales Tax Project Report

Large Cap Projects

Data Date: 2/15/2024

Report Date: 2/29/2024

DESCRIPTION/TEAM

SCOPE

PHOTO

Project Title: Detention Center Facilities R/R (Phases 3-5)
Project Number: Q019
BCC District: 03
Delivery Method: Construction Management
Category: S06-Sheriff - FDO
Status: Construction
Designer: Leo A. Daly
Contractor: Hedrick Brothers Construction
Project Manager: Jeffrey Halverson

Phases 3-5 consist of the East Tower and West Tower which are located at the Main Detention Center. The West Detention Center is located in Belle Glade. The design for both towers and the West Detention Center will require repairing and replacing MEP, Fire Sprinkler System, Low Voltage Systems and interior finishes.
 Detention Center Facilities R/R (Phases 3-5)
 FY 2018 IST \$8,500,000
 FY 2019 IST \$14,700,000
 FY 2020 IST \$9,800,000
 FY 2022 IST \$10,000,000



SCHEDULE SUMMARY

	Original	Actual
East Tower Design Start	11/12/2018	7/11/2019
East Tower Construction Start-Phase 3	10/14/2019	11/18/2020
East Tower Substantial Completion	5/11/2022	12/11/2023
West Tower Design Start-Phase 4	3/8/2022	
West Tower Construction Start-Phase 4	1/2/2024	

PARTICIPATION

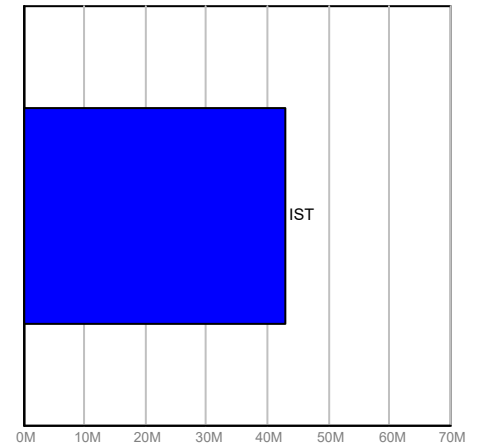
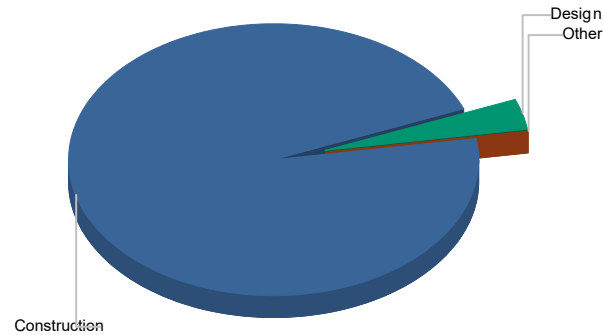
Consultant

- SBE 19.88%
- Local 67%
- WBE N/A
- MBE N/A

Contractor

- SBE 63%
- Local 84%
- WBE N/A
- MBE N/A

FUNDING



Current Budget

Fund Source

FINANCIAL SUMMARY

	Project Budget	Committed	% Committed	Paid To Date
	A	B	C=B/A	D
Design	\$1,500,000	\$2,069,677	137.98%	\$1,691,685
Construction	\$41,475,692	\$26,541,163	63.99%	\$25,270,370
Other	\$24,308	\$1,328,794	5,466.49%	\$952,935
Contingency	\$0	\$0	0.00%	\$0
TOTAL	\$43,000,000	\$29,939,633	69.63%	\$27,914,990

NOTES

Plans have been submitted for preliminary review for phase IV. Hold up due to some scope increase. GMP for phase IV will be prepared in May 2024.



Monthly Infrastructure Sales Tax Project Report

Large Cap Projects

Data Date: 2/15/2024

Report Date: 2/29/2024


DESCRIPTION/TEAM

SCOPE

PHOTO

Project Title: West Boynton Park Athletic Field Renovations Sports Turf
Project Number: T002
BCC District: 02
Delivery Method: TBD
Category: A06-Athletic Field Renovations
Status: Design
Designer: Florida Transportation Engineering
Contractor: LTG Sports Turf One
Project Manager: Stuart Patterson

Replacement of existing grass field turf with synthetic turf on multi-purpose field 1 & 2.
Funded:
 FY 2017 \$2,000,000
 FY 2018 (\$1,011,658)
 FY 2022 \$1,196,658



SCHEDULE SUMMARY

	Original	Actual
Begin Existing Site Surveys	1/29/2020	1/29/2020
Complete Existing Site Surveys	6/30/2020	3/9/2020
Finalization of Existing Site Surveys	8/30/2020	10/16/2020
Design RFP Proposals Due	9/4/2020	9/10/2020
Design RFP Final Selection	10/29/2020	10/29/2020
Consultant Contract Issuance	12/14/2020	4/20/2021
Design Completion	12/31/2021	
Turf Supplier RFP Proposal Due	4/30/2022	

PARTICIPATION

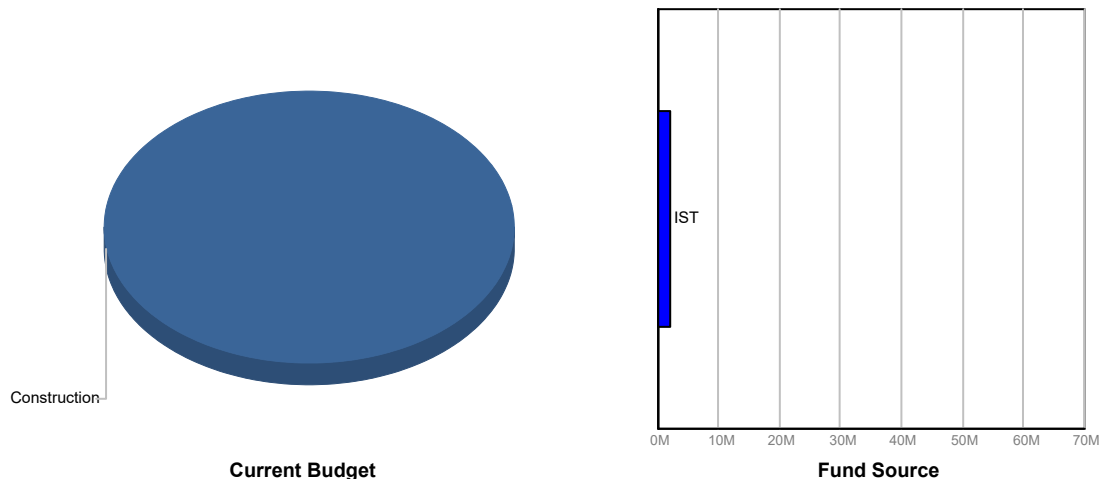
Consultant

- SBE 25%
- Local 25%
- WBE 0%
- MBE 6.13%

Contractor

- SBE N/A
- Local N/A
- WBE N/A
- MBE N/A

FUNDING



FINANCIAL SUMMARY

	Project Budget	Committed	% Committed	Paid To Date
	A	B	C=B/A	D
Design	\$0	\$179,953	0.00%	\$125,051
Construction	\$2,185,000	\$20,219	0.93%	\$20,219
Furniture, Fixtures & Equipment	\$0	\$0	0.00%	\$0
Other	\$0	\$459	0.00%	\$459
Contingency	\$0	\$0	0.00%	\$0
TOTAL	\$2,185,000	\$200,631	9.18%	\$145,728

NOTES

GMP API's issued 1/3/2024. GMP 1st and 2nd drafts received. 3rd draft is in process. South Florida Water Management permit received. Building permit submission is scheduled for late March 2024. Project team meetings are held on the 1st and 3rd Wednesdays of each month.



Monthly Infrastructure Sales Tax Project Report

Large Cap Projects

Data Date: 2/15/2024

Report Date: 2/29/2024

DESCRIPTION/TEAM

SCOPE

PHOTO

Project Title: Buttonwood Park

Project Number: T003
 BCC District: 03
 Delivery Method: TBD
 Category: A06-Athletic Field Renovations
 Status: Design
 Designer: Florida Transportation Engineering
 Contractor: LTG Sports Turf One
 Project Manager: Stuart Patterson

Replacement of existing grass field turf with synthetic turf on multi-purpose field 2 & 3
 Funded:
 FY 2017 \$1,500,000
 FY 2018 (\$1,488,342)
 FY 2021 \$900,000
 FY 2022 \$1,963,342



SCHEDULE SUMMARY

	Original	Actual
Begin Existing Site Surveys	1/29/2020	1/29/2020
Complete Existing Site Surveys	8/30/2020	5/18/2021
Finalization of Existing Site Surveys	8/30/2020	8/23/2021
Design RFP Proposals Due	9/4/2020	9/10/2020
Consultant Contract Issuance	12/14/2020	4/20/2021
Design Completion	12/31/2021	
Turf Supplier RFP Proposal Due	4/30/2022	

PARTICIPATION

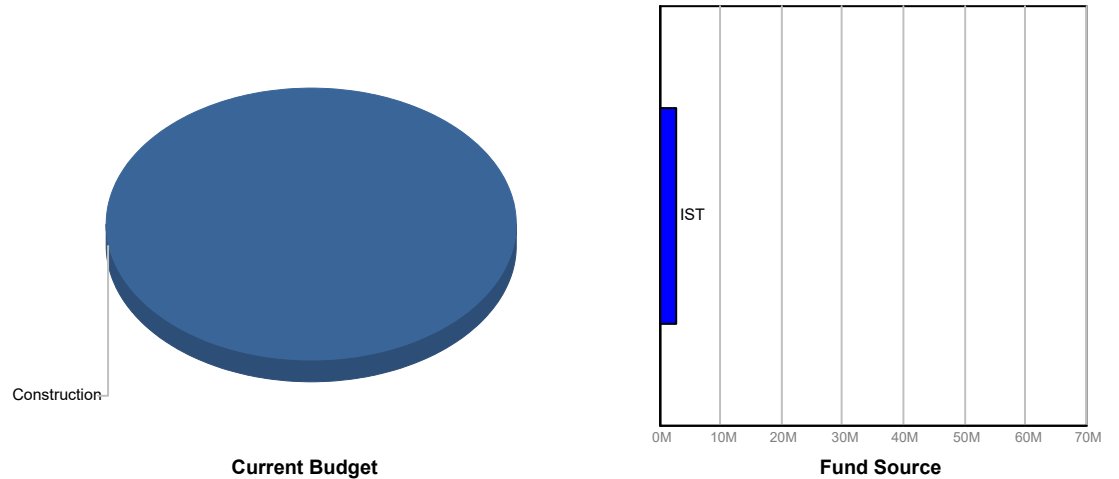
Consultant

SBE 25%
 Local 25%
 WBE 0%
 MBE 6.13%

Contractor

SBE N/A
 Local N/A
 WBE N/A
 MBE N/A

FUNDING



FINANCIAL SUMMARY

	Project Budget	Committed	% Committed	Paid To Date
	A	B	C=B/A	D
Design	\$0	\$191,577	0.00%	\$147,780
Construction	\$2,875,000	\$42,991	1.50%	\$42,991
Furniture, Fixtures & Equipment	\$0	\$0	0.00%	\$0
Other	\$0	\$12,458	0.00%	\$12,458
Contingency	\$0	\$0	0.00%	\$0
TOTAL	\$2,875,000	\$247,027	8.59%	\$203,229

NOTES

GMP API's issued 1/3/2024. GMP 1st and 2nd drafts received. 3rd draft is in process. South Florida Water Management permit received. Building permits submission scheduled late March 2024. Project team meetings are held on the 1st and 3rd Wednesdays of each month.



Monthly Infrastructure Sales Tax Project Report

Large Cap Projects

Data Date: 2/15/2024

Report Date: 2/29/2024

DESCRIPTION/TEAM

SCOPE

PHOTO

Project Title: Community Park - New Development

Construction of neighborhood park facilities for underserved Countywide Community Revitalization Team (CCRT) areas.

Project Number: T004
 BCC District: Multiple
 Delivery Method: Varies
 Category: N02-New Park Development
 Status: Varies
 Designer: Varies
 Contractor: Varies
 Project Manager: Varies

FY 2017 IST: \$1,000,000
 FY 2021 IST: \$4,900,000
 FY 2022 IST: (\$3,900,000)
 FY 2024 IST: \$3,000,000



SCHEDULE SUMMARY

PARTICIPATION

FUNDING

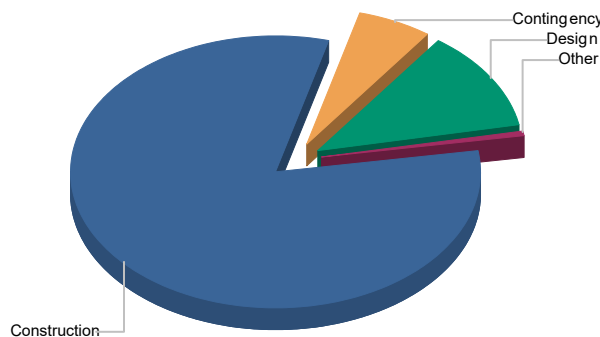
Original	Actual
Varies by location. Work ongoing	

Consultant

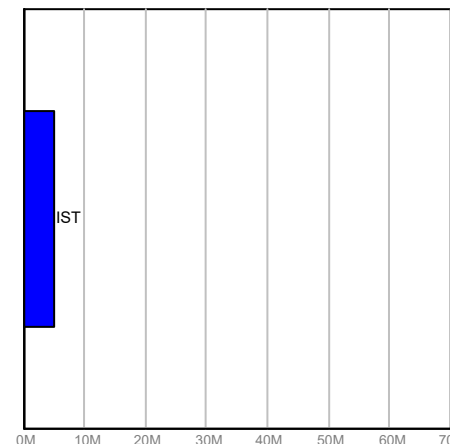
SBE Varies
 Local Varies
 WBE Varies
 MBE Varies

Contractor

SBE Varies
 Local Varies
 WBE Varies
 MBE Varies



Current Budget



Fund Source

FINANCIAL SUMMARY

NOTES

	Project Budget	Committed	% Committed	Paid To Date
	A	B	C=B/A	D
Design	\$590,000	\$701,183	118.84%	\$606,007
Construction	\$4,082,035	\$190,135	4.66%	\$121,104
Furniture, Fixtures & Equipment	\$0	\$0	0.00%	\$0
Other	\$32,965	\$33,190	100.68%	\$33,190
Contingency	\$295,000	\$0	0.00%	\$0
TOTAL	\$5,000,000	\$924,508	18.49%	\$760,300

Bridgeman; Construction of a .32 acre neighborhood park on a WUD parcel to serve the Belvedere Heights CCRT neighborhood within the Westgate CRA. Completed in 5/2020 with \$32,415 of IST funds. Paulette Burdick; Construction of a +/- 4 acre community park within Cam Estates CCRT neighborhood. 65% DD in review, community outreach conducted 3/25/2023 and application for Building Permit anticipated 2024. Gramercy; Construction of a +/- 11,000 sq. ft. neighborhood center and passive park. Permits issued and GMP approved by BCC. Project budget includes \$500k of IST funds for design and permitting, with construction funding from a CDBG award and IST Program Reserves.



Monthly Infrastructure Sales Tax Project Report

Large Cap Projects

Data Date: 2/15/2024

Report Date: 2/29/2024

DESCRIPTION/TEAM

SCOPE

PHOTO

Project Title: FY2020 Sports Field Lighting Replacement
Project Number: T010
BCC District: Multiple
Delivery Method: Sports Field Lighting Annual
Category: S12-Sports Lighting Replacement
Status: Construction
Designer: JLRD Engineers
Contractor: Various
Project Manager: Amr Salam

Lake Lytal Athletic Courts, Haverhill Tennis & Racquetball Courts, BASCR Basketball Courts, Duncan Padgett Park Raquetball Courts
 FY 2020 IST = \$1,300,000
 FY 2021 IST = (\$100,000)
 FY 2022 IST = (\$273,000)



SCHEDULE SUMMARY

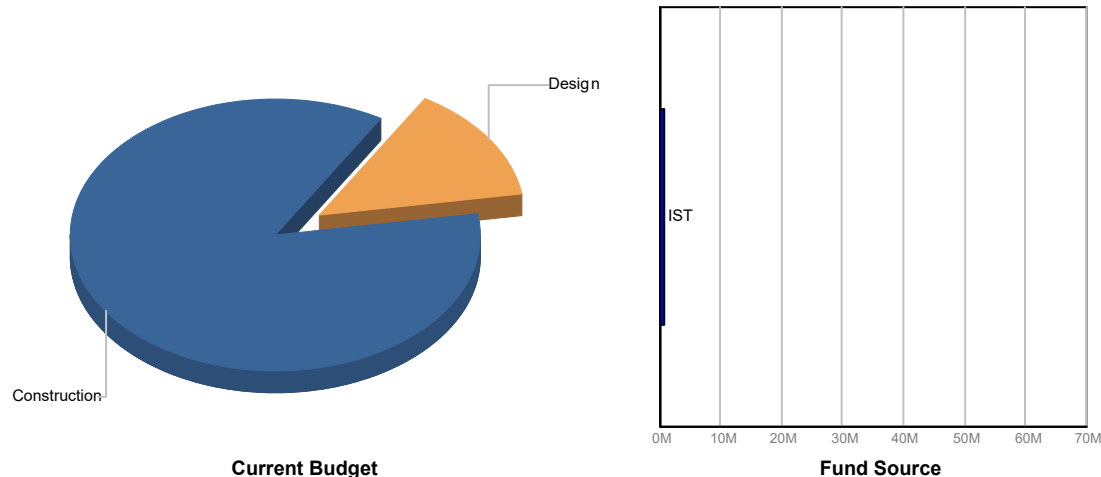
	Original	Actual
Project Start	6/29/2017	7/18/2019
Design Start	11/6/2020	11/6/2020
Design Completion	4/2/2021	4/2/2021
Final Completion	12/31/2022	
Bidding Package 1	6/14/2021	6/14/2021
Construction Start Package 1	2/14/2022	2/14/2022
Construction Completion Package 1		
Bidding Package 2	5/19/2022	
Construction Start Package 2		
Construction Completion Package 2		
Bidding Package 3		
Construction Start Package 3		
Construction Completion Package 3		

PARTICIPATION

Consultant
 SBE 100%
 Local 100%
 WBE N/A
 MBE N/A

Contractor
 SBE TBD
 Local TBD
 WBE TBD
 MBE TBD

FUNDING



FINANCIAL SUMMARY

	Project Budget	Committed	% Committed	Paid To Date
	A	B	C=B/A	D
Design	\$130,000	\$504,309	387.93%	\$496,710
Construction	\$797,000	\$349,716	43.88%	\$330,128
TOTAL	\$927,000	\$854,025	92.13%	\$826,837

NOTES

Lake Lytal Racquetball: Project on hold (separate project). South County Basketball: Construction complete. Haverhill Tennis: Construction complete. Haverhill Racquetball- Project on hold. Duncan Padgett Picnic Area - Awaiting project approach from Parks to proceed.



Monthly Infrastructure Sales Tax Project Report

Large Cap Projects

Data Date: 2/15/2024

Report Date: 2/29/2024

DESCRIPTION/TEAM

Project Title: FY2021 Sports Lighting Replacement

Project Number: T011
 BCC District: Multiple
 Delivery Method: Sports Field Lighting Annual
 Category: S12-Sports Lighting Replacement
 Status: Design
 Designer: JLRD Engineers
 Contractor: Various
 Project Manager: Stuart Patterson

SCOPE

Caloosa Park Athletic Courts, Seminole Palms BF 1-8 & MPF 9-11, BASCR Tennis Courts, Carlin Park Tennis Courts, Veterans Park Tennis & Bball Courts, Dyer Park Basketball Courts, Lake Lytal Tball.

FY 2021 IST \$4,050,000.
 FY 2022 IST (\$301,000)

PHOTO



SCHEDULE SUMMARY

	Original	Actual
Project Start	6/29/2017	6/29/2017
Design Start	11/6/2020	11/6/2020
Design Completion	4/2/2021	4/2/2021
Final Completion	12/31/2022	
Bidding Package 1	6/14/2021	6/14/2021
Construction Start Package 1	4/11/2022	
Carlin Completion	3/14/2022	3/14/2022
Bidding Package 2	6/2/2022	6/2/2022
Construction Start Package 2		
Dyer Completion	10/6/2022	10/6/2022
Bidding Package 3		
Construction Start Package 2		
Lake Lytal Completion		6/24/2022

PARTICIPATION

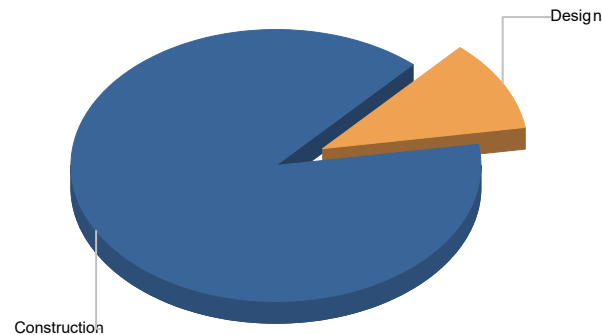
Consultant

SBE 100%
 Local 100%
 WBE N/A
 MBE N/A

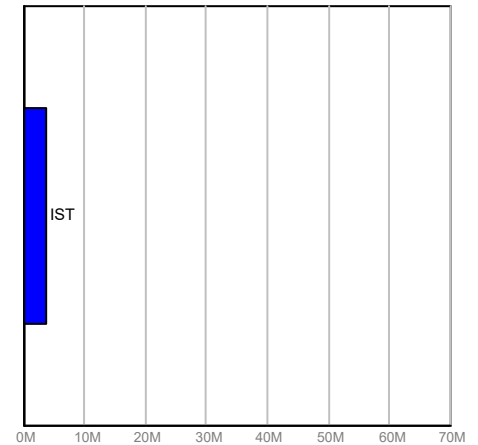
Contractor

SBE 3.60%
 Local 100%
 WBE N/A
 MBE N/A

FUNDING



Current Budget



Fund Source

FINANCIAL SUMMARY

	Project Budget	Committed	% Committed	Paid To Date
	A	B	C=B/A	D
Design	\$405,000	\$254,021	62.72%	\$256,320
Construction	\$3,326,949	\$2,561,477	76.99%	\$2,467,254
TOTAL	\$3,731,949	\$2,815,498	75.44%	\$2,723,574

NOTES

Carlin Tennis - Project complete and closed. Lake Lytal Ballfield -Project complete and closed. Seminole Palms Ballfield & MPF - Project complete and closed. South County Tennis -Project complete and closed. Caloosa Basketball & Tennis - Project complete and closed. Caloosa Racquetball- construction is ongoing and anticipated to be complete in Spring 2024. Dyer Basketball –Project complete and closed. Veterans Memorial Tennis & Basketball – Project complete and closed.



Monthly Infrastructure Sales Tax Project Report

Large Cap Projects

Data Date: 2/15/2024

Report Date: 2/29/2024

DESCRIPTION/TEAM

SCOPE

PHOTO

Project Title: Bert Winters Park Redevelopment

Project Number: T041
 BCC District: 01
 Delivery Method: Annual Contract
 Category: E02-Existing Park Redevelopment or Expansion
 Status: Design
 Designer: Architecture Green
 Contractor: TBD
 Project Manager: Sunil Jagoo

Demolish former PBMI building, tennis courts, and playground. Remove lights and poles servicing Field 2. Renovate Baseball Field 1. Construct new regulation 220' x 360' multipurpose field. Construct new 30' x 60' rental pavilion. Construct new playground area. Renovate existing day use dock for public use. Construct new paved parking, curbing, landscaping, sidewalks and picnic areas. Install new underground infrastructure and site lighting.
 FY 2019 IST \$200,000
 FY 2021 IST \$1,500,000
 \$200K FRDAP Phase II Redevelopment Grant (Construction)
 \$220K FIND Phase II Planning, Design and Permitting Costs
 \$1M FIND Phase II Redevelopment (Construction) – Application pending



SCHEDULE SUMMARY

	Original	Actual
Project Start	8/22/2019	8/22/2019
Asbestos Report Initiated	8/23/2019	8/23/2019
Asbestos Report Completion	10/1/2019	10/1/2019
Demolition Start	11/12/2019	4/16/2020
Demolition Completion	12/5/2019	8/17/2020
Design Completion	7/1/2020	11/16/2022
Permitting Start(Dock)	7/15/2020	11/30/2022
Permitting Completion(Dock)	12/31/2020	3/29/2023
Permitting Start(Site)		

PARTICIPATION

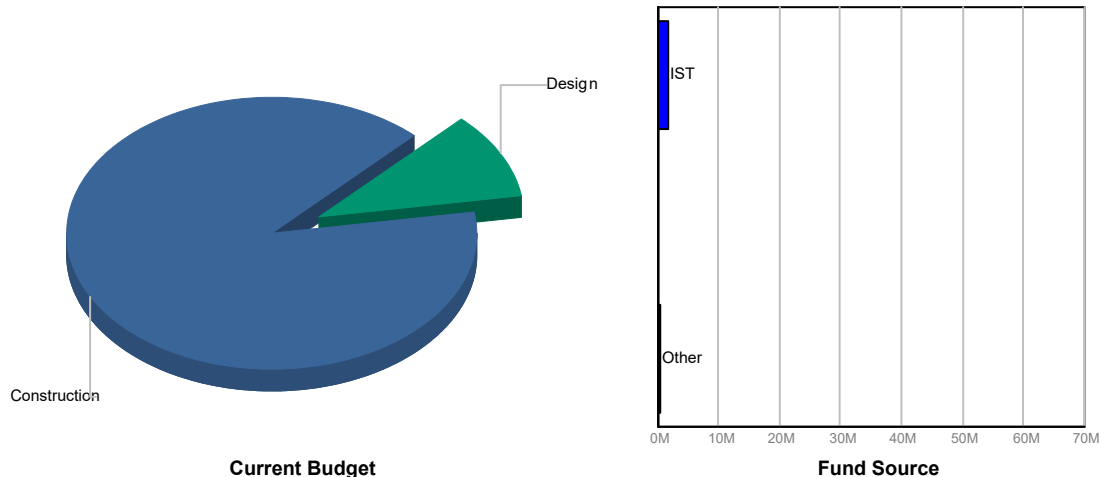
Consultant

SBE 89.28%
 Local 100%
 WBE N/A
 MBE N/A

Contractor

SBE TBD
 Local TBD
 WBE TBD
 MBE TBD

FUNDING



FINANCIAL SUMMARY

	Project Budget	Committed	% Committed	Paid To Date
	A	B	C=B/A	D
Design	\$220,000	\$0	0.00%	\$0
Construction	\$1,900,000	\$819,642	43.14%	\$367,715
Other	\$0	\$10,958	0.00%	\$10,958
Contingency	\$0	\$270	0.00%	\$270
TOTAL	\$2,120,000	\$830,870	39.19%	\$378,942

NOTES

Building permits are submitted and awaiting a complete review by all agencies before the consultant can address and re-submit.



Monthly Infrastructure Sales Tax Project Report

Large Cap Projects

Data Date: 2/15/2024

Report Date: 2/29/2024

DESCRIPTION/TEAM

Project Title: Aqua Crest Pool Facility Replacement

Project Number: T077
 BCC District: 07
 Delivery Method: CMR
 Category: A02-Aquatic Facility Repair and Replacement
 Status: Design
 Designer: Ohlson Lavoie Collaborative
 Contractor: TBD
 Project Manager: Michael Jenner

SCOPE

The work consist of the design and renovation of the existing Aqua Crest pool facility. The scope includes but is not limited to: pool improvements such as leak detection, re-surface, lane marker replacement, filtration system replacement; pool deck renovations; demolition of wadding pool; new splash pad; relocation of ticketing booth, admin offices, guards room and weight's room; bathroom renovations; new shade structures and Marquee sign.
 FY 2019 IST: \$6,000,000
 FY 2022 IST: (\$5,000,000)
 FY 2023 IST: \$11,152,500

PHOTO



SCHEDULE SUMMARY

	Original	Actual
Pre-Scope meeting	2/20/2019	2/20/2019
Design Services Advertisement	6/17/2019	8/4/2019
Consultant BCC Approval	1/14/2020	5/5/2020
Design Start	1/21/2020	6/6/2023
Construction Start	3/9/2021	
Substantial Completion	3/8/2022	
Project Close-out	5/3/2022	

PARTICIPATION

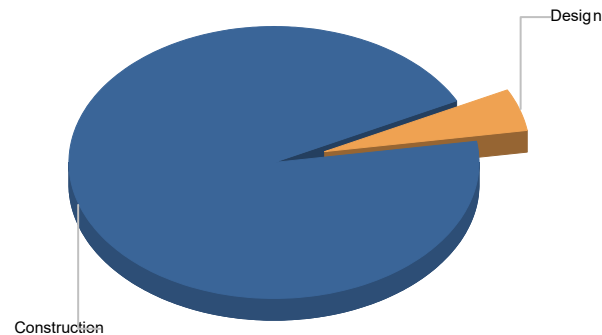
Consultant

SBE 29%
 Local N/A
 WBE N/A
 MBE N/A

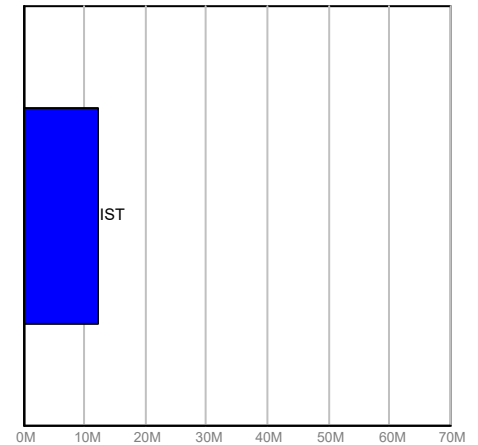
Contractor

SBE TBD
 Local TBD
 WBE TBD
 MBE TBD

FUNDING



Current Budget



Fund Source

FINANCIAL SUMMARY

	Project Budget	Committed	% Committed	Paid To Date
	A	B	C=B/A	D
Design	\$600,000	\$129,114	21.52%	\$111,848
Construction	\$11,552,500	\$36,158	0.31%	\$36,158
TOTAL	\$12,152,500	\$165,272	1.36%	\$148,006

NOTES

Received fee proposal from design engineer for option #7. Project is on hold until BCC or other direction is obtained regarding project funding due to construction cost escalation.



Monthly Infrastructure Sales Tax Project Report

Large Cap Projects

Data Date: 2/15/2024

Report Date: 2/29/2024

DESCRIPTION/TEAM

SCOPE

PHOTO

Project Title: Dyer Park Athletic Field Renovation

Replacement of existing grass field turf with synthetic turf on multi-purpose field 3, 4, & 5 as well as additional damaged area.
Funded: FY 2020 \$6,000,000



Project Number: T099
 BCC District: 07
 Delivery Method: Annual Contract
 Category: A06-Athletic Field Renovations
 Status: Design
 Designer: Florida Transportation Engineering
 Contractor: LTG Sports Turf One
 Project Manager: Stuart Patterson

SCHEDULE SUMMARY

	Original	Actual
Begin Existing Site Surveys	1/29/2020	1/29/2020
Complete Existing Site Surveys	6/30/2020	5/29/2020
Finalization of Existing Site Surveys	8/30/2020	10/16/2020
Design RFP Proposals Due	9/4/2020	9/10/2020
Design RFP Final Selection	10/29/2020	10/29/2020
Consultant Contract Issuance	12/14/2020	4/20/2021
Design Completion	12/31/2021	
Turf Supplier RFP Proposal Due	4/30/2022	

PARTICIPATION

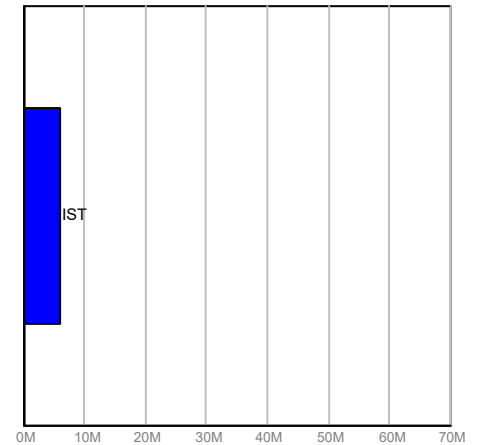
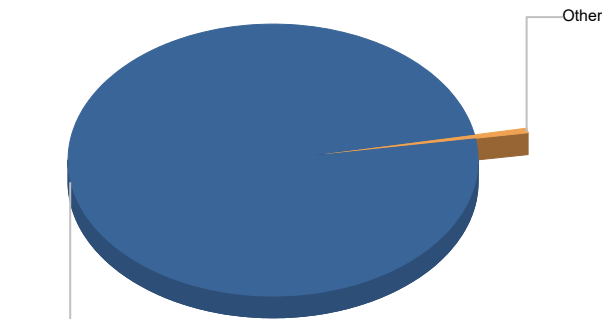
Consultant

SBE 25%
 Local 25%
 WBE 0%
 MBE 6.13%

Contractor

SBE N/A
 Local N/A
 WBE N/A
 MBE N/A

FUNDING



Current Budget

Fund Source

FINANCIAL SUMMARY

	Project Budget	Committed	% Committed	Paid To Date
	A	B	C=B/A	D
Construction	\$5,970,000	\$252,018	4.22%	\$181,730
Other	\$30,000	\$89,121	297.07%	\$549
TOTAL	\$6,000,000	\$341,139	5.69%	\$182,279

NOTES

GMP API's issued 1/3/2024. GMP 1st and 2nd drafts received. 3rd draft is in process. South Florida Water Management permit received. Building permits submission scheduled late March 2024. Project team meetings are held on the 1st and 3rd Wednesdays of each month.



Monthly Infrastructure Sales Tax Project Report

Large Cap Projects

Data Date: 2/15/2024

Report Date: 2/29/2024

DESCRIPTION/TEAM

Project Title: Caloosa Park Athletic Field Renovation

Project Number: T100
 BCC District: 04
 Delivery Method: TBD
 Category: A06-Athletic Field Renovations
 Status: Design
 Designer: Florida Transportation Engineering
 Contractor: LTG Sports Turf One
 Project Manager: Stuart Patterson

SCOPE

Replacement of existing grass field turf with synthetic turf on multi-purpose field 1 & 3 as well as converted from multi-purpose field 4 converted from softball.
 Funded: FY 2020 \$4,000,000

PHOTO



SCHEDULE SUMMARY

	Original	Actual
Begin Existing Site Surveys	1/29/2020	1/29/2020
Complete Existing Site Surveys	6/30/2020	3/30/2020
Finalization of Existing Site Surveys	8/30/2020	6/7/2020
Design RFP Proposals Due	9/4/2020	9/10/2020
Design RFP Final Selection	10/29/2020	10/29/2020
Consultant Contract Issuance	12/14/2020	4/20/2021
Design Completion	12/31/2021	
Turf Supplier RFP Proposal Due		

PARTICIPATION

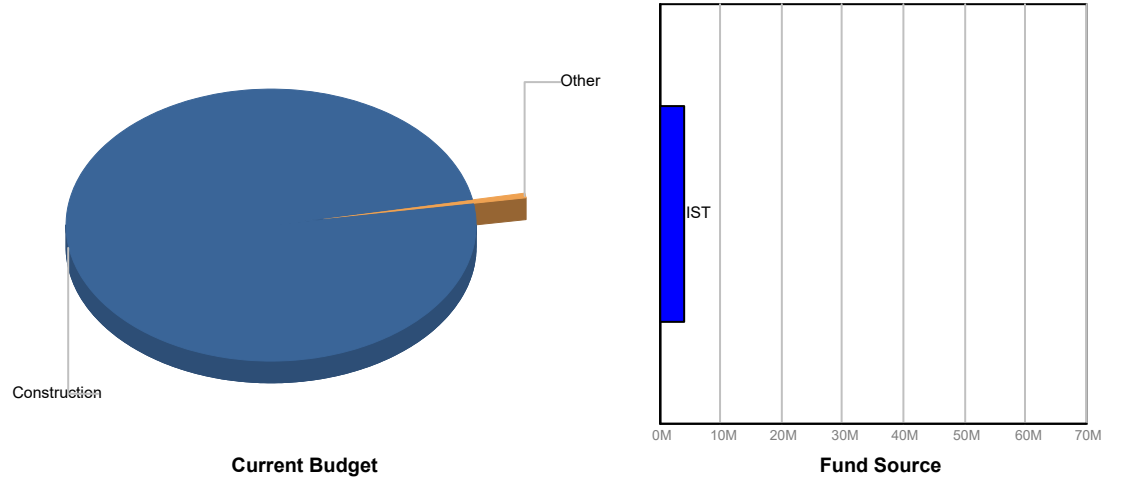
Consultant

- SBE 25%
- Local 25%
- WBE 0%
- MBE 6.13%

Contractor

- SBE N/A
- Local N/A
- WBE N/A
- MBE N/A

FUNDING



FINANCIAL SUMMARY

	Project Budget	Committed	% Committed	Paid To Date
	A	B	C=B/A	D
Construction	\$3,980,000	\$232,924	5.85%	\$163,382
Other	\$20,000	\$12,604	63.02%	\$12,604
TOTAL	\$4,000,000	\$245,528	6.14%	\$175,987

NOTES

GMP API's issued 1/3/2024. GMP 1st and 2nd drafts received. 3rd draft is in process. South Florida Water Management permit received. Building permits submission scheduled late March 2024. Project team meetings are held on the 1st and 3rd Wednesdays of each month.



Monthly Infrastructure Sales Tax Project Report

Large Cap Projects

Data Date: 2/15/2024

Report Date: 2/29/2024

DESCRIPTION/TEAM

SCOPE

PHOTO

Project Title: JPP Athletic Field Renovation

Project Number: T101
 BCC District: 03
 Delivery Method: TBD
 Category: A06-Athletic Field Renovations
 Status: Design
 Designer: Florida Transportation Engineering
 Contractor: LTG Sports Turf One
 Project Manager: Stuart Patterson

Replacement of existing grass field turf with synthetic turf on the Miracle League Field as well as short field multi-purpose field, converted from softball 1.
 Funded: FY 2020 \$3,222,000



SCHEDULE SUMMARY

	Original	Actual
Begin Existing Site Surveys	1/29/2020	1/29/2020
Complete Existing Site Surveys	6/30/2020	4/15/2020
Finalization of Existing Site Surveys	8/30/2020	10/15/2020
Design RFP Proposals Due	9/4/2020	9/10/2020
Design RFP Final Selection	10/29/2020	10/29/2020
Consultant Contract Issuance	12/14/2020	4/20/2021
Design Completion	12/31/2021	
Turf Supplier RFP Proposal Due	4/30/2022	

PARTICIPATION

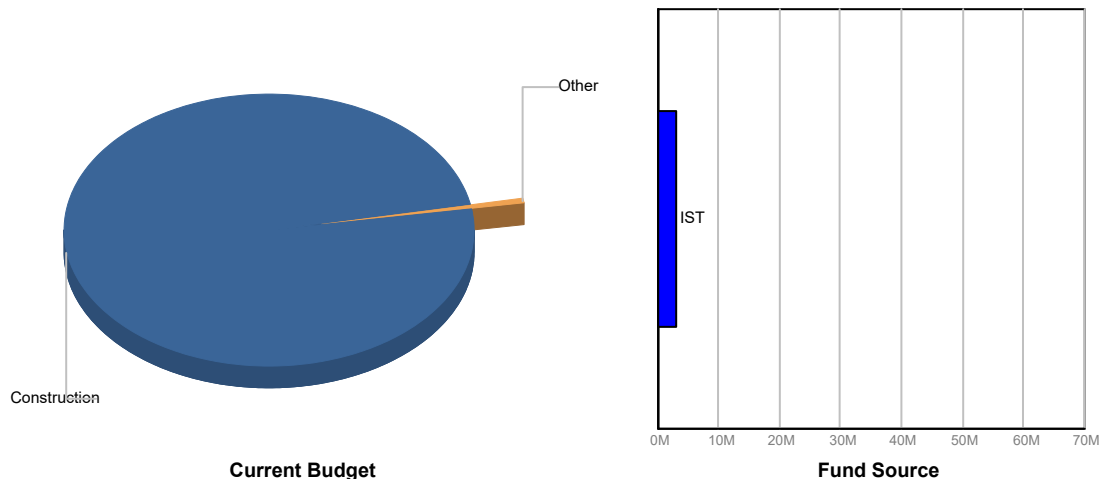
Consultant

SBE 25%
 Local 25%
 WBE 0%
 MBE 6.13%

Contractor

SBE N/A
 Local N/A
 WBE N/A
 MBE N/A

FUNDING



FINANCIAL SUMMARY

	Project Budget	Committed	% Committed	Paid To Date
	A	B	C=B/A	D
Construction	\$3,204,000	\$200,632	6.26%	\$145,701
Other	\$16,000	\$1,113	6.96%	\$1,113
TOTAL	\$3,220,000	\$201,745	6.27%	\$146,814

NOTES

GMP API's issued 1/3/2024. GMP 1st and 2nd drafts received. 3rd draft is in process. South Florida Water Management permit received. Building permit submission is scheduled for late March 2024. Project team meetings are held on the 1st and 3rd Wednesdays of each month.



Monthly Infrastructure Sales Tax Project Report

Large Cap Projects

Data Date: 2/15/2024

Report Date: 2/29/2024


DESCRIPTION/TEAM

SCOPE

PHOTO

Project Title: Loggers Run Park Athletic Field Renovation
Project Number: T102
BCC District: 05
Delivery Method: TBD
Category: A06-Athletic Field Renovations
Status: Design
Designer: FTE
Contractor: LTG Sports Turf One
Project Manager: Stuart Patterson

Replacement of existing grass field turf with synthetic turf on multi-purpose field 1 & 2.
 FY 2020 IST \$3,200,000
 FY 2022 IST (\$700,000)



SCHEDULE SUMMARY

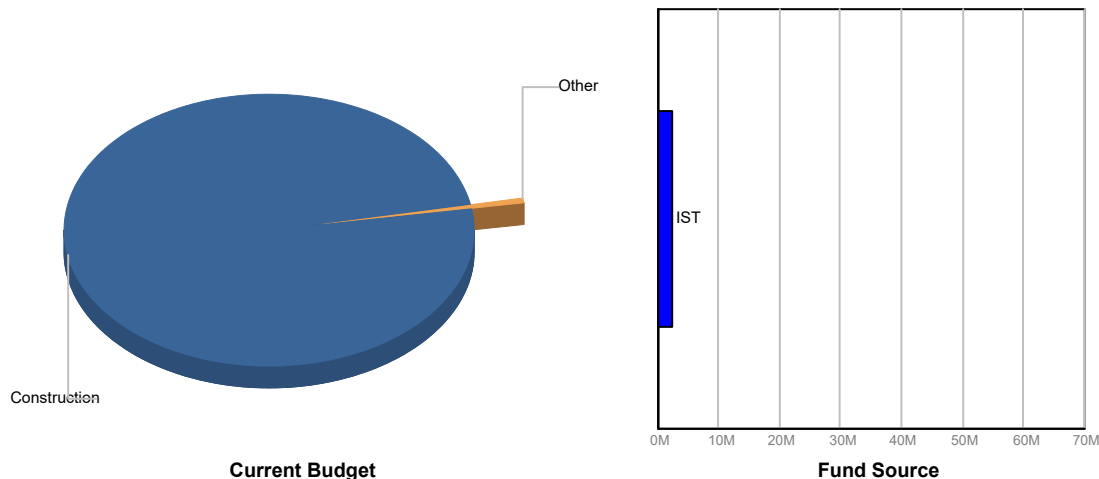
	Original	Actual
Begin Existing Site Surveys	1/29/2020	1/29/2020
Complete Existing Site Surveys	6/30/2020	3/16/2020
Finalization of Existing Site Surveys	8/30/2020	10/16/2020
Design RFP Proposals Due	9/4/2020	9/10/2020
Design RFP Final Selection	10/29/2020	10/29/2020
Consultant Contract Issuance	12/14/2020	4/20/2021
Design Completion	12/31/2021	
Turf Supplier RFP Proposal Due	4/30/2022	

PARTICIPATION

Consultant
 SBE 25%
 Local 25%
 WBE 0%
 MBE 6.13%

Contractor
 SBE N/A
 Local N/A
 WBE N/A
 MBE N/A

FUNDING



FINANCIAL SUMMARY

	Project Budget	Committed	% Committed	Paid To Date
	A	B	C=B/A	D
Construction	\$2,484,000	\$185,418	7.46%	\$130,285
Other	\$16,000	\$16,019	100.12%	\$16,019
TOTAL	\$2,500,000	\$201,437	8.06%	\$146,304

NOTES

GMP API's issued 1/3/2024. GMP 1st and 2nd drafts received. 3rd draft is in process. South Florida Water Management permit received. Building permit submission is scheduled for late March 2024. Project team meetings are held on the 1st and 3rd Wednesdays of each month.




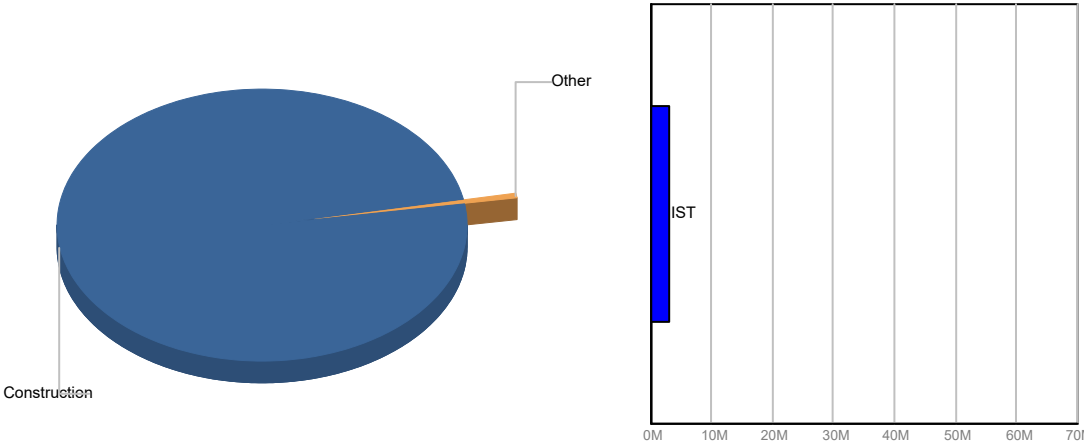
Monthly Infrastructure Sales Tax Project Report

Large Cap Projects

Data Date: 2/15/2024

Report Date: 2/29/2024

DESCRIPTION/TEAM	SCOPE	PHOTO
<p>Project Title: Samuel Friedland District Park Expansion</p> <p>Project Number: T103</p> <p>BCC District: 06</p> <p>Delivery Method: TBD</p> <p>Category: A06-Athletic Field Renovations</p> <p>Status: Design</p> <p>Designer: Florida Transportation Engineering</p> <p>Contractor: LTG Sports Turf One</p> <p>Project Manager: Stuart Patterson</p>	<p>Replacement of existing grass field turf with synthetic turf on multi-purpose field 9 & 10 as well as the open play field.</p> <p>Funded: FY 2020 \$3,000,000</p>	

SCHEDULE SUMMARY	PARTICIPATION	FUNDING																											
<table border="1"> <thead> <tr> <th></th> <th>Original</th> <th>Actual</th> </tr> </thead> <tbody> <tr> <td>Begin Existing Site Surveys</td> <td>1/20/2020</td> <td>1/29/2020</td> </tr> <tr> <td>Complete Existing Site Surveys</td> <td>6/30/2020</td> <td>2/28/2020</td> </tr> <tr> <td>Finalization of Existing Site Surveys</td> <td>8/30/2020</td> <td>10/16/2020</td> </tr> <tr> <td>Design RFP Proposals Due</td> <td>9/4/2020</td> <td>9/10/2020</td> </tr> <tr> <td>Design RFP Final Selection</td> <td>10/29/2020</td> <td>10/29/2020</td> </tr> <tr> <td>Consultant Contract Issuance</td> <td>12/14/2020</td> <td>4/20/2021</td> </tr> <tr> <td>Design Completion</td> <td>12/31/2021</td> <td></td> </tr> <tr> <td>Turf Supplier RFP Proposal Due</td> <td>4/30/2022</td> <td></td> </tr> </tbody> </table>		Original	Actual	Begin Existing Site Surveys	1/20/2020	1/29/2020	Complete Existing Site Surveys	6/30/2020	2/28/2020	Finalization of Existing Site Surveys	8/30/2020	10/16/2020	Design RFP Proposals Due	9/4/2020	9/10/2020	Design RFP Final Selection	10/29/2020	10/29/2020	Consultant Contract Issuance	12/14/2020	4/20/2021	Design Completion	12/31/2021		Turf Supplier RFP Proposal Due	4/30/2022		<p>Consultant</p> <p>SBE 25%</p> <p>Local 25%</p> <p>WBE 0%</p> <p>MBE 6.13%</p> <p>Contractor</p> <p>SBE N/A</p> <p>Local N/A</p> <p>WBE N/A</p> <p>MBE N/A</p>	 <p style="text-align: center;">Current Budget</p> <p style="text-align: center;">Fund Source</p>
	Original	Actual																											
Begin Existing Site Surveys	1/20/2020	1/29/2020																											
Complete Existing Site Surveys	6/30/2020	2/28/2020																											
Finalization of Existing Site Surveys	8/30/2020	10/16/2020																											
Design RFP Proposals Due	9/4/2020	9/10/2020																											
Design RFP Final Selection	10/29/2020	10/29/2020																											
Consultant Contract Issuance	12/14/2020	4/20/2021																											
Design Completion	12/31/2021																												
Turf Supplier RFP Proposal Due	4/30/2022																												

FINANCIAL SUMMARY				
	Project Budget	Committed	% Committed	Paid To Date
	A	B	C=B/A	D
Construction	\$2,985,000	\$186,636	6.25%	\$131,833
Other	\$15,000	\$10,559	70.40%	\$10,559
TOTAL	\$3,000,000	\$197,195	6.57%	\$142,393

NOTES

GMP API's issued 1/3/2024. GMP 1st and 2nd drafts received. 3rd draft is in process. South Florida Water Management permit received. Building permits submission scheduled late March 2024. Project team meetings are held on the 1st and 3rd Wednesdays of each month.



Monthly Infrastructure Sales Tax Project Report

Large Cap Projects

Data Date: 2/15/2024

Report Date: 2/29/2024

DESCRIPTION/TEAM

SCOPE

PHOTO

Project Title: Westgate Park Restroom and Athletic Field Renovation
Project Number: T110
BCC District: 07
Delivery Method: TBD
Category: E02-Existing Park Redevelopment or Expansion
Status: Design
Designer: Florida Transportation Engineering
Contractor: LTG Sports Turf One
Project Manager: Stuart Patterson

Replacement of existing grass field turf with synthetic turf on multi-purpose field 1.
Funded:
 FY 2020 IST \$250,000
 FY 2022 IST \$1,750,000



SCHEDULE SUMMARY

	Original	Actual
Begin Existing Site Surveys	1/29/2020	1/29/2020
Complete Existing Site Surveys	6/30/2020	6/1/2021
Finalization of Existing Site Surveys	8/30/2020	8/25/2021
Design RFP Proposals Due	9/4/2020	9/10/2020
Design RFP Final Selection	10/29/2020	10/29/2020
Consultant Contract Issuance	12/14/2020	4/20/2021
Design Completion	12/31/2021	
Turf Supplier RFP Proposal Due	4/30/2022	

PARTICIPATION

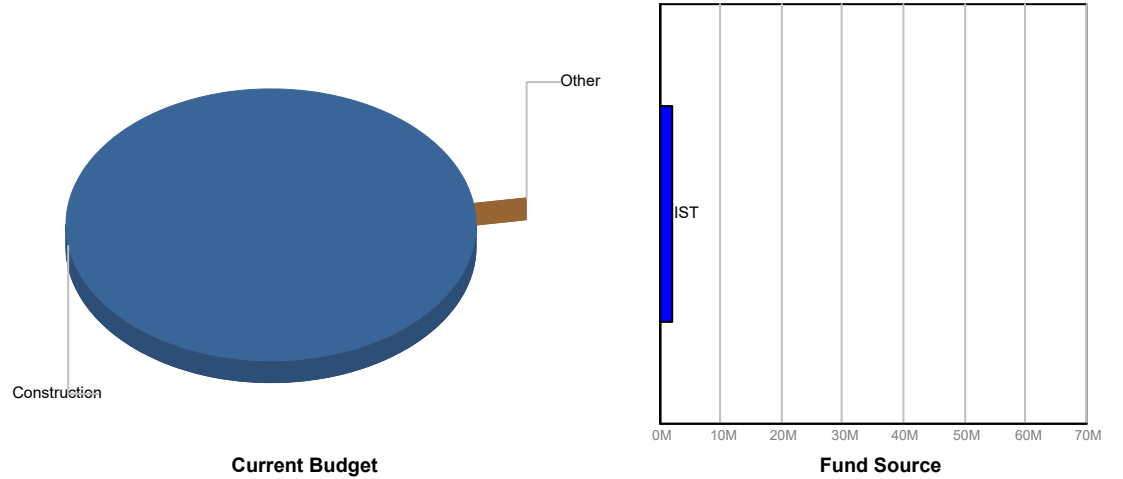
Consultant

- SBE 25%
- Local 25%
- WBE 0%
- MBE 6.13%

Contractor

- SBE N/A
- Local N/A
- WBE N/A
- MBE N/A

FUNDING



FINANCIAL SUMMARY

	Project Budget	Committed	% Committed	Paid To Date
	A	B	C=B/A	D
Construction	\$1,998,750	\$166,514	8.33%	\$121,932
Other	\$1,250	\$0	0.00%	\$0
TOTAL	\$2,000,000	\$166,514	8.33%	\$121,932

NOTES

GMP API's issued 1/3/2024. GMP 1st and 2nd drafts received. 3rd draft is in process. South Florida Water Management permit received. Building permit submission is scheduled for late March 2024. Project team meetings are held on the 1st and 3rd Wednesdays of each month.



Monthly Infrastructure Sales Tax Project Report

Large Cap Projects

Data Date: 2/15/2024

Report Date: 2/29/2024

DESCRIPTION/TEAM	SCOPE	PHOTO
<p>Project Title: Dubois Park Var Historic Building Repair and Renovation</p> <p>Project Number: T111</p> <p>BCC District: 01</p> <p>Delivery Method: Annual Contract</p> <p>Category: P08-Public Building Repair Replacement & Expans</p> <p>Status: Construction</p> <p>Designer: N/A</p> <p>Contractor: Robling Architecture Construction</p> <p>Project Manager: Javier Torres/Benjamin Carroll</p>	<p>The project consists of relocating the Pineapple Packing House structure, wood framing repairs, roof replacement and new windows, doors, electrical and HVAC, as well as renovation to the Dubois House.</p> <p>IST FY 2020 - \$250,000</p> <p>IST FY 2021 - \$250,000</p> <p>IST FY 2022 - \$250,000</p> <p>IST FY 2023 - \$250,000</p> <p>IST FY 2024 - \$400,585</p> <p>IST FY 2025 - \$599,415</p>	

SCHEDULE SUMMARY	PARTICIPATION	FUNDING									
<table border="1"> <thead> <tr> <th></th> <th>Original</th> <th>Actual</th> </tr> </thead> <tbody> <tr> <td>Project Start</td> <td>4/12/2021</td> <td>4/12/2021</td> </tr> <tr> <td>Project Completion</td> <td>12/13/2021</td> <td></td> </tr> </tbody> </table>		Original	Actual	Project Start	4/12/2021	4/12/2021	Project Completion	12/13/2021		<p>Consultant</p> <p>SBE N/A</p> <p>Local N/A</p> <p>WBE N/A</p> <p>MBE N/A</p> <p>Contractor</p> <p>SBE 10.46%</p> <p>Local 100%</p> <p>WBE 0%</p> <p>MBE 0%</p>	<p style="text-align: center;">Current Budget</p> <p style="text-align: center;">Fund Source</p>
	Original	Actual									
Project Start	4/12/2021	4/12/2021									
Project Completion	12/13/2021										

FINANCIAL SUMMARY				
	Project Budget	Committed	% Committed	Paid To Date
	A	B	C=B/A	D
Construction	\$748,750	\$297,703	39.76%	\$289,855
Other	\$1,251,250	(\$1,324)	-0.11%	\$6,524
TOTAL	\$2,000,000	\$296,379	14.82%	\$296,379

NOTES

Pineapple House (\$400,000): Robling's work is complete. Processing final payment. Pioneer House: Project is in the process of closing out, and a change order is in progress. Dubois House: Design proposal recieved from consultant, and under review by CID.



Monthly Infrastructure Sales Tax Project Report

Large Cap Projects

Data Date: 2/15/2024

Report Date: 2/29/2024

DESCRIPTION/TEAM

SCOPE

PHOTO

Project Title: Canyon's District Park New Park Development
Project Number: T122
BCC District: 05
Delivery Method: Construction Manager at Risk
Category: N02-New Park Development
Status: Construction
Designer: Architecture Green
Contractor: Kaufman Lynn
Project Manager: Stuart Patterson

The project consists of the construction of a 52 acre Park south of Boynton Beach Blvd, along the west side of Acme Dairy Rd. with the Canyon Lakes Communities bordering the south and west limits of the site. The park will be constructed in two phases. Phase I will need to be completed in order to transfer the multi-purpose activities that currently take place on two existing soccer fields located to the west of the park. Once transferred the old soccer fields site will become the site of the new Canyon District Library.



Impact Fees \$4,755,000
 FY 2021 IST \$12,000,000
 FY 2022 IST \$12,983,740

SCHEDULE SUMMARY

	Original	Actual
GMP Approval-Phase I	1/14/2021	5/4/2021
Construction Start-Phase I	1/27/2021	1/4/2021
Construction Completion-Phase I	1/27/2022	10/31/2022
Project Completion-Phase II	3/27/2022	
Construction Start-Phase II	3/4/2024	

PARTICIPATION

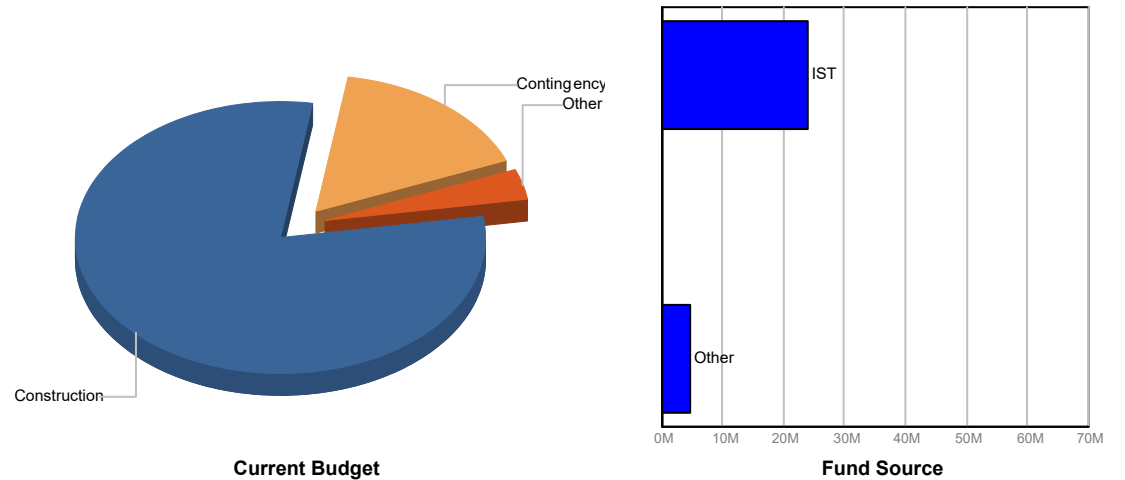
Consultant

- SBE 75.93%
- Local 100%
- WBE 21.41%
- MBE 0%

Contractor

- SBE 22.32%
- Local 100%
- WBE 22.32%
- MBE 22.32%

FUNDING



FINANCIAL SUMMARY

	Project Budget	Committed	% Committed	Paid To Date
	A	B	C=B/A	D
Design	\$0	\$90,922	0.00%	\$167,509
Construction	\$23,027,631	\$10,117,161	43.93%	\$9,925,299
Other	\$1,000,000	\$1,144,939	114.49%	\$1,144,087
Contingency	\$4,755,000	\$0	0.00%	\$0
TOTAL	\$28,782,631	\$11,353,023	39.44%	\$11,236,895

NOTES

Phases 1 & 1A are in close-out process. All Final Certificates of Completion received. Retention ponds littoral fieldwork complete. Restrictive Covenant approved by BCC. Phase 2 monthly design meetings are on hold until GMP is executed. Permit documents are in process. CID awaits GMP 1st draft.




Monthly Infrastructure Sales Tax Project Report

Large Cap Projects

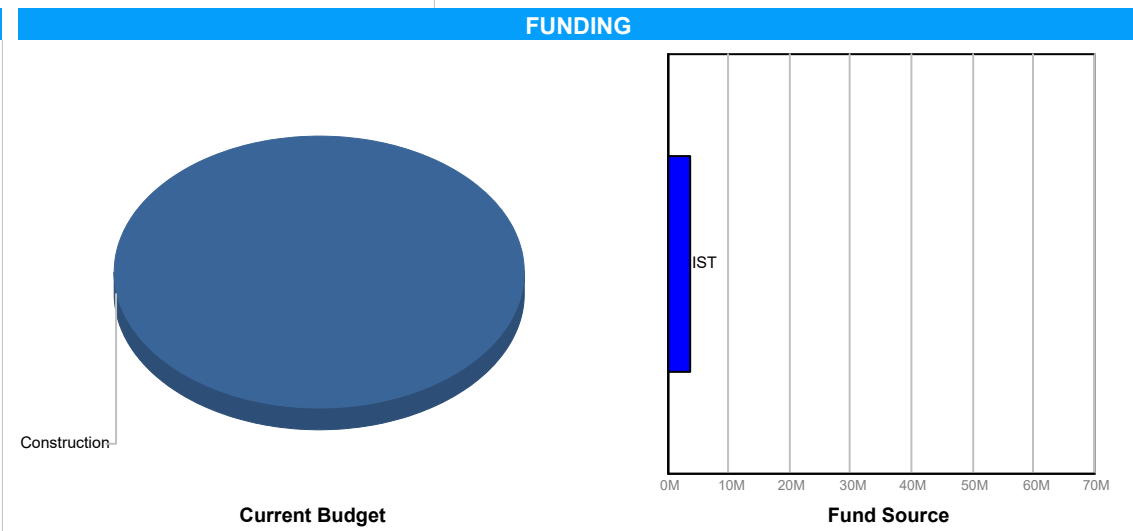
Data Date: 2/15/2024

Report Date: 2/29/2024

DESCRIPTION/TEAM	SCOPE	PHOTO
<p>Project Title: Okeeheelee Park South Expansion</p> <p>Project Number: T125 BCC District: 03 Delivery Method: Annual Contract Category: E02-Existing Park Redevelopment or Expansion Status: Construction Designer: N/A Contractor: RCP Shelters and Wynn & Sons Project Manager: Bob Hamilton</p>	<p>Inclusion of new park amenities and accrual of funds for the development of a camping island, picnic island and RV park.</p> <p>FY21: \$1,000,000 FY22: \$1,000,000 FY23: \$1,075,000</p>	

SCHEDULE SUMMARY		
	Original	Actual
Start Date	9/9/2021	9/9/2021
Completion Date	5/31/2022	

PARTICIPATION	
Consultant	
SBE	N/A
Local	N/A
WBE	N/A
MBE	N/A
Contractor	
SBE	100%
Local	100%
WBE	0%
MBE	0%



FINANCIAL SUMMARY				
	Project Budget	Committed	% Committed	Paid To Date
	A	B	C=B/A	D
Construction	\$3,705,000	\$56,818	1.53%	\$56,818
TOTAL	\$3,705,000	\$56,818	1.53%	\$56,818

NOTES

Prior fund were expended for the construction of informational Kiosks.
 No additional work orders have been processed to date.



Monthly Infrastructure Sales Tax Project Report

Large Cap Projects

Data Date: 2/15/2024

Report Date: 2/29/2024

DESCRIPTION/TEAM

SCOPE

PHOTO

Project Title: Acreage Community Park Recreation Center
Project Number: T156
BCC District: 06
Delivery Method: TBD
Category: E02-Existing Park Redevelopment or Expansion
Status: Design
Designer: Cotleur & Hearing
Contractor: TBD
Project Manager: ITID/Bob Hamilton

The project originally consisted of construction of a community/recreation center within Acreage Community Park. The project as now proposed consists of a synthetic turf multi-purpose field, state park, equestrian drop-off area and support infrastructure.



SCHEDULE SUMMARY

PARTICIPATION

FUNDING

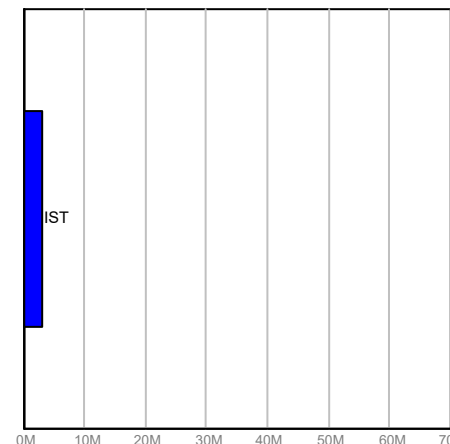
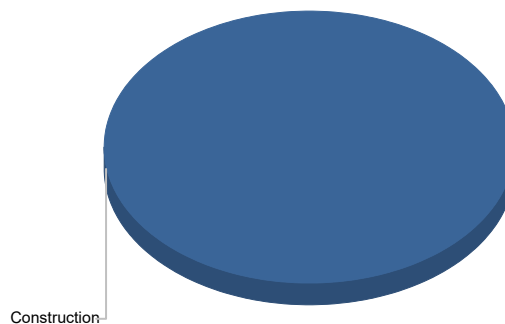
	Original	Actual
Project Start	10/1/2021	4/1/2022

Consultant

- SBE N/A
- Local N/A
- WBE N/A
- MBE N/A

Contractor

- SBE N/A
- Local N/A
- WBE N/A
- MBE N/A



FINANCIAL SUMMARY

NOTES

	Project Budget	Committed	% Committed	Paid To Date
	A	B	C=B/A	D
Construction	\$3,000,000	\$0	0.00%	\$0
TOTAL	\$3,000,000	\$0	0.00%	\$0

Per the latest ITID update the project remains in the design phase. ITID staff met with County staff to discuss compliance issues with FCT requirements.




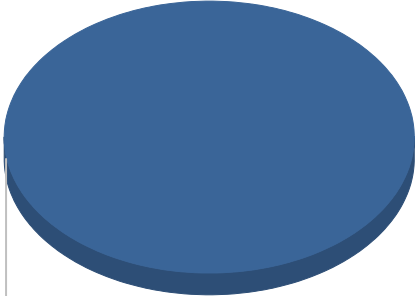

Monthly Infrastructure Sales Tax Project Report

Large Cap Projects

Data Date: 2/15/2024

Report Date: 2/29/2024

DESCRIPTION/TEAM	SCOPE	PHOTO
<p>Project Title: JPP Parks Division Office Building Addition</p> <p>Project Number: T174</p> <p>BCC District: 03</p> <p>Delivery Method: Annual Contract</p> <p>Category: P08-Public Building Repair Replacement & Expans</p> <p>Status: Design</p> <p>Designer: Colome' & Associates, Inc.</p> <p>Contractor: TBD</p> <p>Project Manager: Eric Chimienti</p>	<p>Permanent office space is needed to replace two (2) modular office trailers that have exceeded their useful life and are rotting . The addition would be to the current Parks Operations Administration building (trailers more than 20 years old - rotting).</p> <p>FY2023 \$750,000.00</p> <p>FY2025 \$2,075,000.00</p>	

SCHEDULE SUMMARY	PARTICIPATION	FUNDING						
<table border="1"> <thead> <tr> <th></th> <th style="text-align: center;">Original</th> <th style="text-align: center;">Actual</th> </tr> </thead> <tbody> <tr> <td>TBD</td> <td></td> <td></td> </tr> </tbody> </table>		Original	Actual	TBD			<p>Consultant</p> <p>SBE TBD</p> <p>Local TBD</p> <p>WBE TBD</p> <p>MBE TBD</p> <p>Contractor</p> <p>SBE TBD</p> <p>Local TBD</p> <p>WBE TBD</p> <p>MBE TBD</p>	<div style="text-align: center;">  <p>Construction</p> <p>Current Budget</p> </div> <div style="text-align: center;">  <p>Fund Source</p> </div>
	Original	Actual						
TBD								

FINANCIAL SUMMARY				
	Project Budget	Committed	% Committed	Paid To Date
	A	B	C=B/A	D
Construction	\$2,825,000	\$1,703	0.06%	\$1,703
TOTAL	\$2,825,000	\$1,703	0.06%	\$1,703

NOTES

Project is on hold as per Parks.



Monthly Infrastructure Sales Tax Project Report

Large Cap Projects

Data Date: 2/15/2024

Report Date: 2/29/2024

DESCRIPTION/TEAM

SCOPE

PHOTO

Project Title: Glades Pioneer Park Athletic Field Renovation
Project Number: T175
BCC District: 06
Delivery Method: TBD
Category: A06-Athletic Field Renovations
Status: Design
Designer: Florida Transportation Engineering
Contractor: LTG Sports Turf One
Project Manager: Stuart Patterson

Athletic facility improvement to Glades Pioneer Park will allow for year-round use of football/soccer fields. High quality artificial surfacing will provide an excellent facility for youth and allow for minimal downtime for positive youth activities.
Funded:
 FY 2021 \$210,000
 FY 2023 \$1,009,000



SCHEDULE SUMMARY

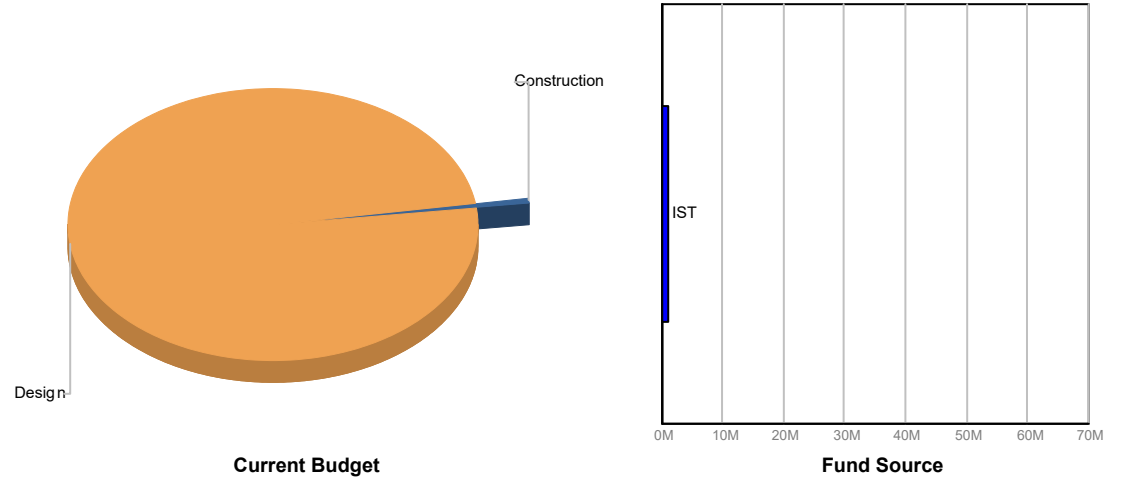
	Original	Actual
Begin Existing Site Surveys	1/29/2020	1/29/2020
Complete Existing Site Surveys	6/30/2020	5/18/2020
Finalization of Existing Site Surveys	8/30/2020	9/18/2020
Design RFP Final Selection	10/29/2020	10/29/2020
Consultant Contract Issuance	12/14/2020	
Design Completion	12/31/2021	
Turf Supplier RFP Proposal Due	4/30/2022	

PARTICIPATION

Consultant
 SBE 25%
 Local 25%
 WBE 0%
 MBE 6.13%

Contractor
 SBE N/A
 Local N/A
 WBE N/A
 MBE N/A

FUNDING



FINANCIAL SUMMARY

	Project Budget	Committed	% Committed	Paid To Date
	A	B	C=B/A	D
Design	\$1,213,709	\$175,137	14.43%	\$141,244
Construction	\$5,291	\$0	0.00%	\$0
TOTAL	\$1,219,000	\$175,137	14.37%	\$141,244

NOTES

GMP API's issued 1/3/2024. GMP 1st and 2nd drafts received. 3rd draft is in process. South Florida Water Management permit received. Building permits submission scheduled late March 2024. Project team meetings are held on the 1st and 3rd Wednesdays of each month.



Monthly Infrastructure Sales Tax Project Report

Large Cap Projects

Data Date: 2/15/2024

Report Date: 2/29/2024

DESCRIPTION/TEAM

SCOPE

PHOTO

Project Title: North County Pool Facility Repairs and Renovation
Project Number: T176
BCC District: 01
Delivery Method: Annual Contract
Category: A02-Aquatic Facility Repair and Replacement
Status: Design
Designer: Architecture Green
Contractor: TBD
Project Manager: Amr Salam

Public aquatic facility overdue for large scale capital repair and renovation - renovations would include restroom/locker-room renovation, resurfacing and coping repairs, baby pool replacement with water feature and shade structures. We receive many public complaints about the structural design of and capital condition of the restrooms.

 FY2023 \$2,062,000.00



SCHEDULE SUMMARY

	Original	Actual
Pre-scope walk through	5/23/2023	6/2/2023
Phase 1 Design Start: Pool Renovations	2/16/2024	2/16/2024
Phase 2 Design: Restrooms & Locker Ro	6/24/2024	
Permit-TBD		
Construction Start-TBD		

PARTICIPATION

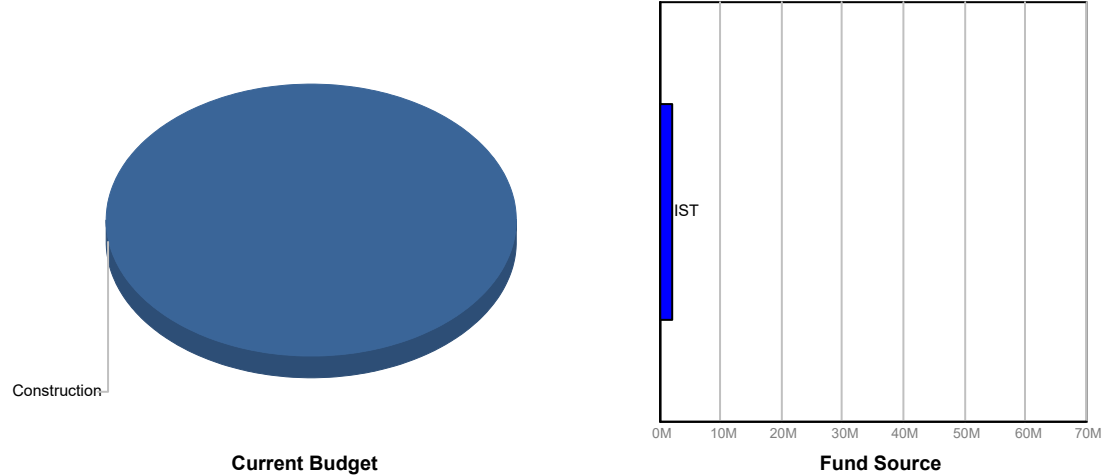
Consultant

- SBE TBD
- Local TBD
- WBE TBD
- MBE TBD

Contractor

- SBE TBD
- Local TBD
- WBE TBD
- MBE TBD

FUNDING



FINANCIAL SUMMARY

	Project Budget	Committed	% Committed	Paid To Date
	A	B	C=B/A	D
Construction	\$2,062,000	\$33,277	1.61%	\$15,409
TOTAL	\$2,062,000	\$33,277	1.61%	\$15,409

NOTES

Project has (2) phases - Phase 1: Pool Renovations & New Splash Pad; Phase 2: Restrooms & Locker Rooms Renovations. Phase 1 CSA 9 approved by BCC and NTP released to Arcitech Green. Phase 2 CSA 10 scheduled agenda item for BCC approval on 4/2/24.



Monthly Infrastructure Sales Tax Project Report

Large Cap Projects

Data Date: 2/15/2024

Report Date: 2/29/2024

DESCRIPTION/TEAM

SCOPE

PHOTO

Project Title: Coconut Cove Waterpark Facility Repairs and Renovation
Project Number: T177
BCC District: 05
Delivery Method: Annual Contract
Category: A02-Aquatic Facility Repair and Replacement
Status: Design
Designer: Kimley-Horn
Contractor: TBD
Project Manager: Eric Chimienti

Repairs and renovations include replacement of play structure in zero depth playground, restroom refurbishment, replace old leaking concession tiki hut with a concession building, classroom and birthday party room renovation, replace old chairs/deck lounge chairs. Upgrades are necessary to maintain business operations and no loss in revenue.
 FY2023\$1,449,000.00



SCHEDULE SUMMARY

PARTICIPATION

FUNDING

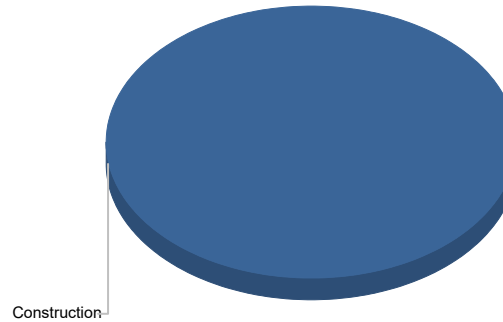
	Original	Actual
TBD		

Consultant

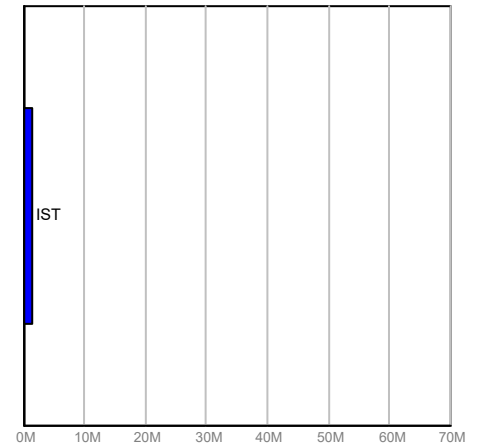
- SBE TBD
- Local TBD
- WBE TBD
- MBE TBD

Contractor

- SBE TBD
- Local TBD
- WBE TBD
- MBE TBD



Current Budget



Fund Source

FINANCIAL SUMMARY

NOTES

	Project Budget	Committed	% Committed	Paid To Date
	A	B	C=B/A	D
Construction	\$1,449,000	\$3,291	0.23%	\$3,291
TOTAL	\$1,449,000	\$3,291	0.23%	\$3,291

CID met with Kimley-Horn for a pre-scope meeting and awaiting a design proposal from Kimley-Horn.