



Monthly Infrastructure Sales Tax Project Report

Large Cap Projects

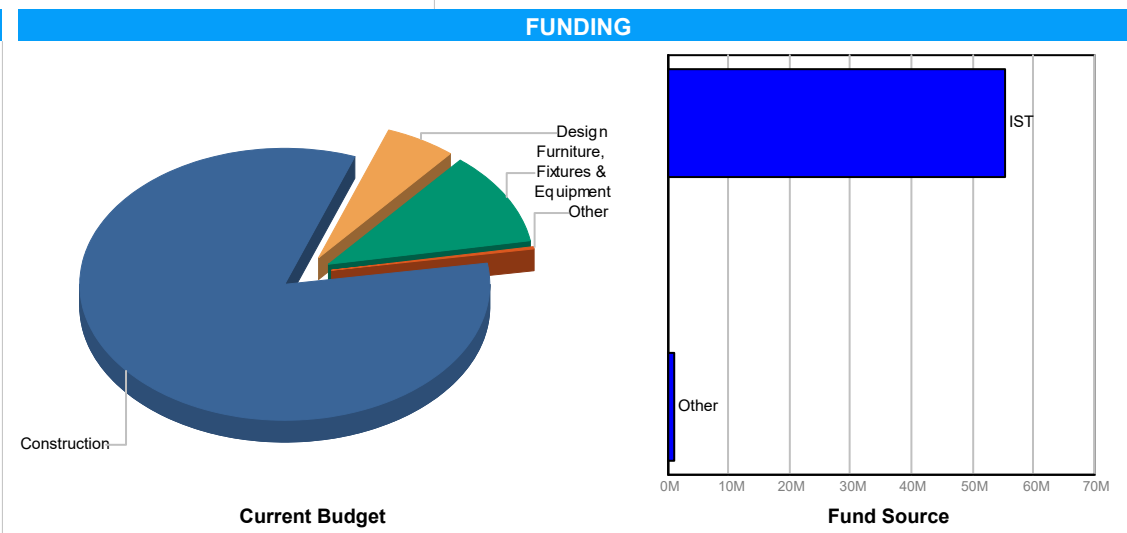
Data Date: 12/21/2023

Report Date: 12/31/2023

DESCRIPTION/TEAM	SCOPE	PHOTO
<p>Project Title: Headquarters R&R</p> <p>Project Number: 11206 BCC District: 03 Delivery Method: Construction Management Category: S06-Sheriff - FDO Status: Construction Designer: Leo Daly Contractor: Kast Construction Project Manager: Terri Wolfe</p>	<p>The project consists of the exterior hardening of the entire building consisting of new exterior walls, impact resistant doors and windows, roof replacement and structural tie-ins as well as the R&R of all major building systems and interior renovation of approx. 75% of the building. As part of the project, the Board has also approved the temp. relocation of employees occupying approx. 70% of the space to ensure continuity of operations during the construction, reduce the overall duration of the project and therefore total project cost. This project is funded in: FY 2017 IST \$1,600,000, FY 2019 IST \$11,047,000 FY 2020 IST \$10,835,000, FY 2021 IST \$17,620,000 FY 2022 IST \$6,577,994 Ad Valorem Fund Allocated to date \$6,705,974.48</p>	

SCHEDULE SUMMARY		
	Original	Actual
Project Start	3/14/2016	3/14/2016
Design Start	5/9/2017	5/9/2017
Construction Start	1/31/2019	3/22/2021
Substantial Completion	8/23/2022	
Project Completion	3/24/2023	

PARTICIPATION	
Consultant	
SBE	24.71%
Local	100%
WBE	N/A
MBE	N/A
Contractor	
SBE	12.75%
Local	100%
WBE	N/A
MBE	N/A



FINANCIAL SUMMARY				
	Project Budget	Committed	% Committed	Paid To Date
	A	B	C=B/A	D
Design	\$3,134,621	\$1,417,295	45.21%	\$3,134,621
Construction	\$47,021,985	\$48,456,851	103.05%	\$42,912,786
Furniture, Fixtures & Equipment	\$6,359,901	\$5,235,454	82.32%	\$3,596,492
Other	\$116,675	\$116,675	100.00%	\$116,675
TOTAL	\$56,633,183	\$55,226,274	97.52%	\$49,760,573

NOTES

The exterior permit CO is completed. TCO for interior is completed. A final CO will follow as a short list of inspector-required items are accomplished. Facilities punch list items are still being submitted and addressed. The owner furniture is 100% complete. The parking lot sealing/paint is still in progress due to paint color issues, and the scope definition had to be clarified. Construction CO are still in progress and will continue into mid-2024.



Monthly Infrastructure Sales Tax Project Report

Large Cap Projects

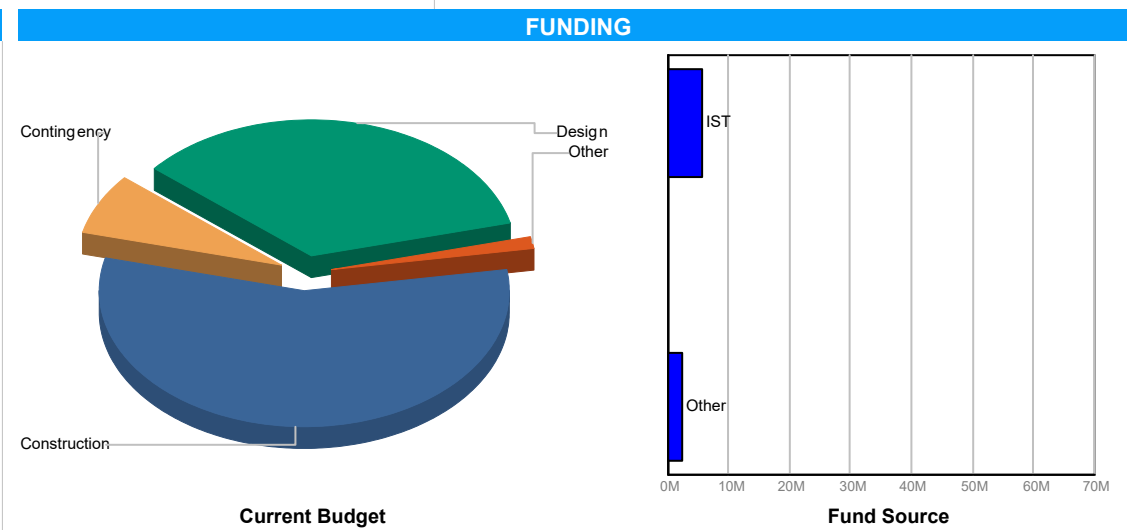
Data Date: 12/21/2023

Report Date: 12/31/2023

DESCRIPTION/TEAM	SCOPE	PHOTO
<p>Project Title: Ocean Inlet Park and Marina Renovation</p> <p>Project Number: 13367 BCC District: 04 Delivery Method: Hard Bid Category: P08-Public Building Repair Replacement & Expans Status: Construction Designer: Alan Gerwig & Associates, Inc. Contractor: Poseidon Project Manager: Rich Avery</p>	<p>The project consists of the replacement of marina components as well as new components including bulkhead wall, floating docks, floating finger docks, fixed dock, boat lifts, floating wave attenuator, landscaping, and replacement of the current Marina/Restroom and concession buildings. The project will be constructed in two phases. Phase one will consist of marina bulkhead, dock reconstruction and wave attenuator construction. The remaining scope to be completed during phase 2.</p> <p>Total available funding for this project consists of \$2,500,000 FY18 IST funds, \$2,500,000 FY20 Find Grant funds, and \$3,200,000 FY23 IST funds.</p>	

SCHEDULE SUMMARY		
	Original	Actual
Phase I Start	2/5/2018	2/4/2018
Design Start	10/22/2018	10/22/2018
Construction Start	12/3/2019	11/1/2021
Substantial Completion	11/1/2022	

PARTICIPATION	
Consultant	
SBE	82.50%
Local	100%
WBE	N/A
MBE	N/A
Contractor	
SBE	92.67
Local	92.67
WBE	N/A
MBE	N/A



FINANCIAL SUMMARY				
	Project Budget	Committed	% Committed	Paid To Date
	A	B	C=B/A	D
Design	\$2,877,200	\$331,253	11.51%	\$309,388
Construction	\$4,614,300	\$2,108,974	45.71%	\$1,813,155
Other	\$108,500	\$105,550	97.28%	\$105,550
Contingency	\$600,000	\$0	0.00%	\$0
TOTAL	\$8,200,000	\$2,545,776	31.05%	\$2,228,093

NOTES

North Seawall: Electrical and water at the seawall and dock are installed; electrical service work remains. Railings and fencing: Railing changes and shop drawing were reported as resolved. However, an issue arose regarding material for the entry Gate; this is now resolved and is awaiting confirmation on procurement. Chain link fencing was scheduled to commence; however, the material has not arrived on site. Irrigation and sod in the plaza area has been installed.



Monthly Infrastructure Sales Tax Project Report

Large Cap Projects

Data Date: 12/21/2023

Report Date: 12/31/2023

DESCRIPTION/TEAM

SCOPE

PHOTO

Project Title: Evidence Building

Project Number: 14218
 BCC District: 03
 Delivery Method: Construction Management
 Category: S06-Sheriff - FDO
 Status: Construction
 Designer: Leo Daly
 Contractor: Pirtle Construction
 Project Manager: Jeffrey Halverson

The project consists of a new 2-story Evidence Storage/Crime Scene/Crime Lab Facility (Approximately 87,000 GSF) and a 12,000 GSF metal building for impound vehicle storage. The main facility will house property seized by the Sheriff's Office, Administrative Offices, Evidence Processing via the crime scene investigation unit and the crime lab. Monitored cameras, motion detectors, and restricted access with electronic logging will be provided. The facility will accommodate secure vehicle garage bays that can store large vehicles (i.e. 56' long trailers) holding evidence for investigation or transport. Site Development (16 Acres) to include user parking (public, booking officers & staff), a fenced/gated impound lot (350 surface spaces) and a limited area of covered parking.



Palm Beach County Sheriff's Office Forensic Facility



SCHEDULE SUMMARY

	Original	Actual
Project Start	3/30/2016	12/21/2016
Design Start	6/28/2017	6/28/2017
Construction Start	7/5/2018	4/29/2019
Substantial Completion	11/5/2019	10/30/2020
Project Completion	11/26/2019	

PARTICIPATION

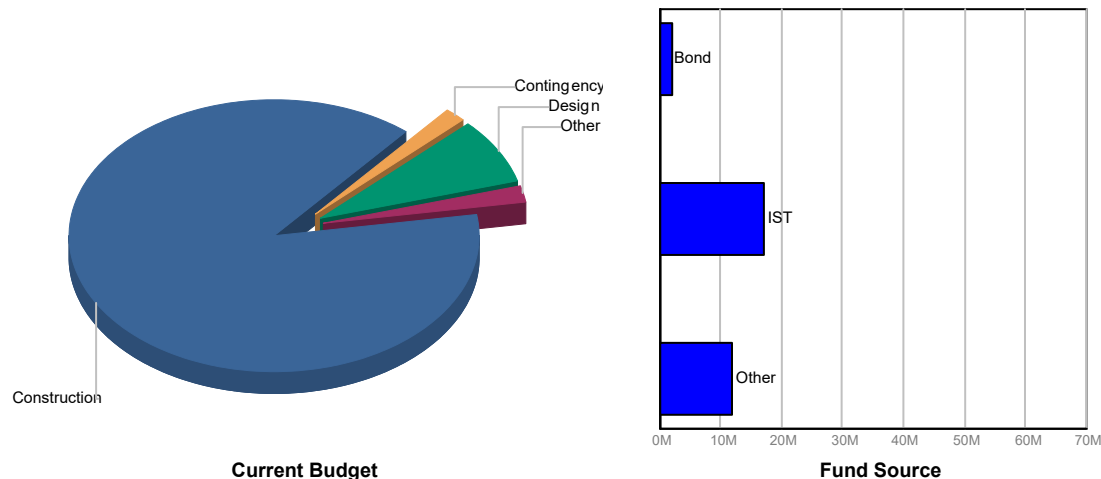
Consultant

SBE 33.21%
 Local 78.96%
 WBE N/A
 MBE N/A

Contractor

SBE 21.60%
 Local 55%
 WBE N/A
 MBE N/A

FUNDING



FINANCIAL SUMMARY

	Project Budget	Committed	% Committed	Paid To Date
	A	B	C=B/A	D
Design	\$2,461,526	\$2,371,826	96.36%	\$2,053,763
Construction	\$27,795,544	\$28,579,928	102.82%	\$20,350,493
Furniture, Fixtures & Equipment	\$0	\$0	0.00%	\$0
Other	\$602,158	\$199,506	33.13%	\$199,506
Contingency	\$492,268	\$3,672	0.75%	\$3,672
TOTAL	\$31,351,497	\$31,154,932	99.37%	\$22,607,433

NOTES

Dehumidification system is operating and being monitored. The CCP for Helium gas line replacement will be moved forward as a CO with final decisions to be made based on tests on removed pipes. Test & Balance #3 is complete and final report is being prepared. Pirtle has submitted a CCP for the Processing Garage HVAC upgrade, and this is being prepared as an Amendment to the contract rather than a Change Order.



Monthly Infrastructure Sales Tax Project Report

Large Cap Projects

Data Date: 12/21/2023

Report Date: 12/31/2023

DESCRIPTION/TEAM

SCOPE

PHOTO

Project Title: CR 880 Canal Bank Stabilization

Project Number: 1448
 BCC District: 06
 Delivery Method: Bid Contract Award
 Category: C02-CR 880 Canal Bank Stabilization
 Status: Construction
 Designer: Wantman Group
 Contractor: Dickerson Florida, Inc.
 Project Manager: Holly Knight

This project will repair, restore, and stabilize the embankment along a portion of County Road 880. The South Florida Water Management District's L-13 Canal parallels and is very close to County Road 880. The embankment area for County Road 880 to the canal is minimal. The undermining of the County Road 880 embankment continues due to storm events and increased South Florida Water Management District pumping and has progressively deteriorated. Repair of the embankment is necessary to prevent the eventual collapse of County Road 880 and to ensure the integrity of County Road 880 and provide a safe roadway for the public.
 IST Funds: FY17 \$1,000,000 FY18 \$2,000,000 FY24 \$2,000,000.



SCHEDULE SUMMARY

	Original	Actual
Construction Notice to Proceed	6/5/2017	6/5/2017
Phase III Construction Complete	11/2/2017	10/20/2017
Phase IV-Construction Notice to Proceed	6/1/2018	7/9/2018
Phase IV-Construction Complete	12/1/2018	3/27/2019
Phase V-Construction Notice to Proceed	6/1/2019	7/1/2019
Phase V-Construction Complete	12/1/2019	11/20/2019

PARTICIPATION

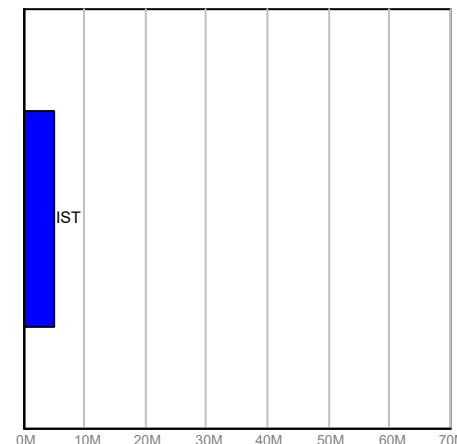
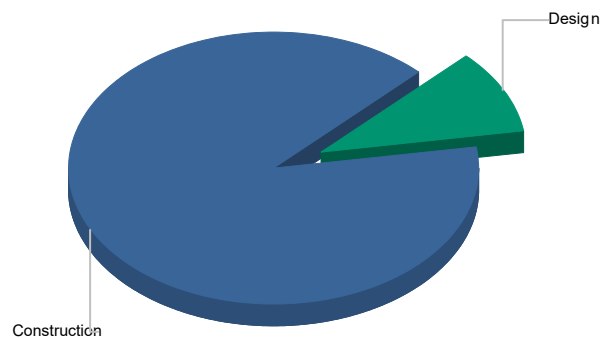
Consultant

SBE 15%
 Local 100%
 WBE 0%
 MBE 0%

Contractor

SBE 23.4%
 Local 23.4%
 WBE 0%
 MBE 0%

FUNDING



Current Budget

Fund Source

FINANCIAL SUMMARY

	Project Budget	Committed	% Committed	Paid To Date
	A	B	C=B/A	D
Design	\$500,000	\$75,698	15.14%	\$75,698
Construction	\$4,500,000	\$2,537,431	56.39%	\$2,311,701
Contingency	\$0	\$0	0.00%	\$0
TOTAL	\$5,000,000	\$2,613,129	52.26%	\$2,387,400

NOTES

Phases I and II (constructing adjacent locations) were completed in FY 2015 and FY 2016 using non-IST funding. Phase III construction is funded at \$1,000,000 in FY 2017. Construction for Phases IV & V are funded at \$2,000,000 in FY 2018. Construction is complete for Phases III, IV and V. Phase VI construction is delayed pending design review/revision and bid process.



Monthly Infrastructure Sales Tax Project Report

Large Cap Projects

Data Date: 12/21/2023

Report Date: 12/31/2023

DESCRIPTION/TEAM

SCOPE

PHOTO

Project Title: 6th Ave. So. over Lake Osborne (LWDD E-4 Canal)(S Br/ East bound) (934307)

Project Number: 1464

BCC District: 03

Delivery Method: Design CCNA

Category: B08-Bridge Replacements

Status: Construction

Designer: Stantec

Contractor: Ranger

Project Manager: Will Carey

This project will replace an existing bridge that was built over 50 years ago. The new bridge will improve traffic safety (lane widths, bike lanes and barrier walls), improve roadway drainage, and enhance pedestrian sidewalk safety. The new bridge will also provide greater vertical clearance.



SCHEDULE SUMMARY

	Original	Actual
Design Contract Notice to Proceed	7/17/2018	7/17/2018
Design Completion	12/1/2020	2/14/2021
Construction Bid Date	3/1/2021	5/4/2021
Construction Start	12/1/2021	2/14/2022
Construction Complete	5/1/2024	

PARTICIPATION

Consultant

SBE 25%

Local 100%

WBE 0%

MBE 0%

Contractor

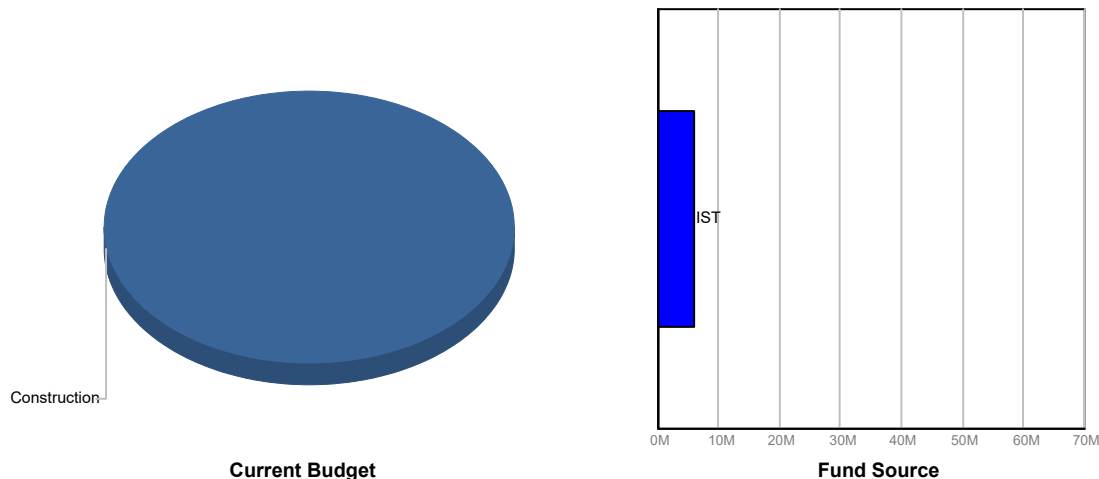
SBE 11%

Local 100%

WBE 0%

MBE 0%

FUNDING



FINANCIAL SUMMARY

	Project Budget	Committed	% Committed	Paid To Date
	A	B	C=B/A	D
Construction	\$6,000,000	\$5,868,676	97.81%	\$3,981,228
TOTAL	\$6,000,000	\$5,868,676	97.81%	\$3,981,228

NOTES

This project is funded with 5-Year Road Program (RP) funding and IST funding. Design (using RP funds) is complete. The project was bid on 5/4/21 - with apparent low bid of \$ 11.1m The IST partially funds the construction of the project at \$6m in FY 2020. Construction is ongoing (50% complete).



Monthly Infrastructure Sales Tax Project Report

Large Cap Projects

Data Date: 12/21/2023

Report Date: 12/31/2023

DESCRIPTION/TEAM

SCOPE

PHOTO

Project Title: CR 880 (Old SR 80) Over C-51 Canal (930940)
Project Number: 1480
BCC District: 06
Delivery Method: Design CCNA
Category: B08-Bridge Replacements
Status: Design
Designer: Alan Gerwig & Assoc.
Contractor: TBD (Bid)
Project Manager: Maroun Azzi

This project will replace an existing bridge that was built over 80 years ago. The new bridge will improve traffic safety (lane widths and vehicle barrier walls). The current bridge is weight restricted.



SCHEDULE SUMMARY

	Original	Actual
Design Contract Notice to Proceed	11/9/2018	11/9/2018
Design Completion	12/1/2023	
Construction Bid Date	4/1/2024	
Construction Start	9/1/2024	
Construction Complete	6/1/2026	

PARTICIPATION

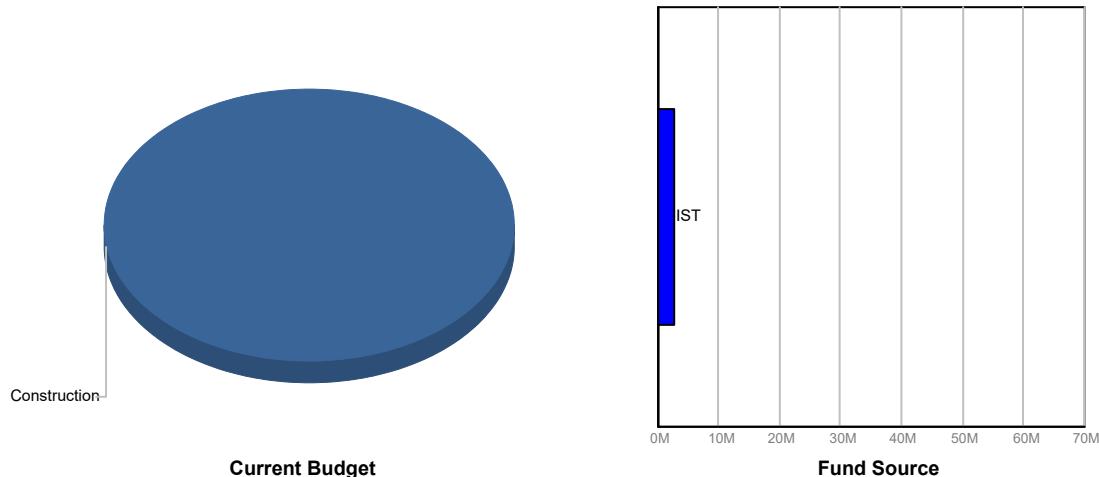
Consultant

- SBE 94.3%
- Local 100%
- WBE 0%
- MBE 0%

Contractor

- SBE TBD
- Local TBD
- WBE TBD
- MBE TBD

FUNDING



FINANCIAL SUMMARY

	Project Budget	Committed	% Committed	Paid To Date
	A	B	C=B/A	D
Construction	\$2,700,000	\$13,710	0.51%	\$13,710
TOTAL	\$2,700,000	\$13,710	0.51%	\$13,710

NOTES

This project is funded with 5-Year Road Program (RP) funding and IST funding. Design (using 5-Year RP funds) is ongoing (80% complete). The construction of the project is currently estimated at \$5.8m. The IST partially funds the construction of the project at \$2.7m in FY 2019. The project is currently scheduled to begin construction in FY24. The scheduled dates have been revised to depict design and permitting delays.



Monthly Infrastructure Sales Tax Project Report

Large Cap Projects

Data Date: 12/21/2023

Report Date: 12/31/2023

DESCRIPTION/TEAM

SCOPE

PHOTO

Project Title: Main Detention Center Electronics

Project Number: 15218
 BCC District: 03
 Delivery Method: Construction Management
 Category: S06-Sheriff - FDO
 Status: Construction
 Designer: Leo A. Daly
 Contractor: Hedrick Brothers Construction
 Project Manager: Jeffrey Halverson

Phase II - Electronics for the South, East, and West Towers at the Main Detention Center, which have continually operated since the early 1980's. These systems include door controls, intercom, nurse's call system, CCTV, upgrade of EST3 software for fire alarm and new infrastructure for the future expansion of the CCTV system.

Main Detention Center Electronics (B594) IST Funding
 FY 2017 IST \$5,600,000
 FY 2018 IST \$4,700,000
 The total Electronics budget is \$11,235,851 of which \$1,021,161 is funded through Ad Valorem.



SCHEDULE SUMMARY

	Original	Actual
Project Start	7/9/2015	6/9/2015
Design Start	6/21/2016	6/21/2016
Construction Start	3/19/2018	5/17/2018
Substantial Completion	3/15/2022	8/10/2020
Project Completion	6/30/2022	

PARTICIPATION

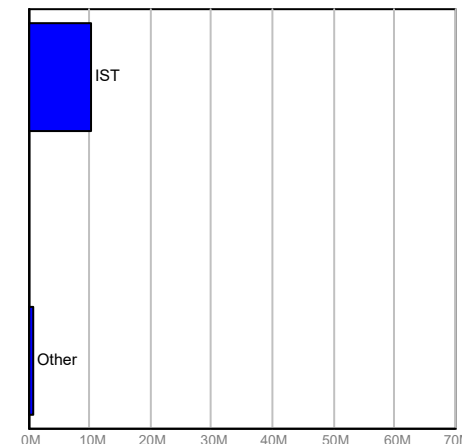
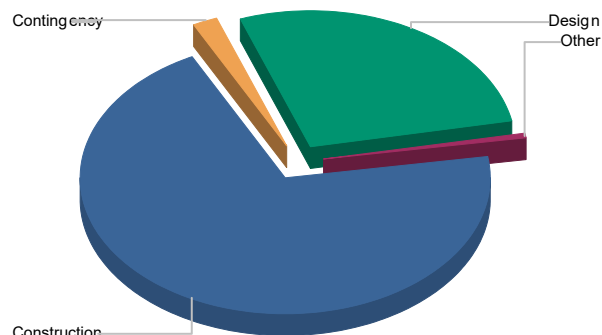
Consultant

SBE 22.60%
 Local 67%
 WBE N/A
 MBE N/A

Contractor

SBE 76.79%
 Local 80%
 WBE N/A
 MBE N/A

FUNDING



Current Budget

Fund Source

FINANCIAL SUMMARY

	Project Budget	Committed	% Committed	Paid To Date
	A	B	C=B/A	D
Design	\$3,096,507	\$3,053,730	98.62%	\$2,933,781
Construction	\$7,868,421	\$7,218,019	91.73%	\$7,179,826
Furniture, Fixtures & Equipment	\$0	\$0	0.00%	\$0
Other	\$55,740	\$62,260	111.70%	\$62,260
Contingency	\$215,183	\$0	0.00%	\$0
TOTAL	\$11,235,851	\$10,334,009	91.97%	\$10,175,866

NOTES

Phase II financial reconciliation final will be a scheduled agenda item for the BCC meeting in mid-July 2024 to allow for proper reconciliation of funds.



Monthly Infrastructure Sales Tax Project Report

Large Cap Projects

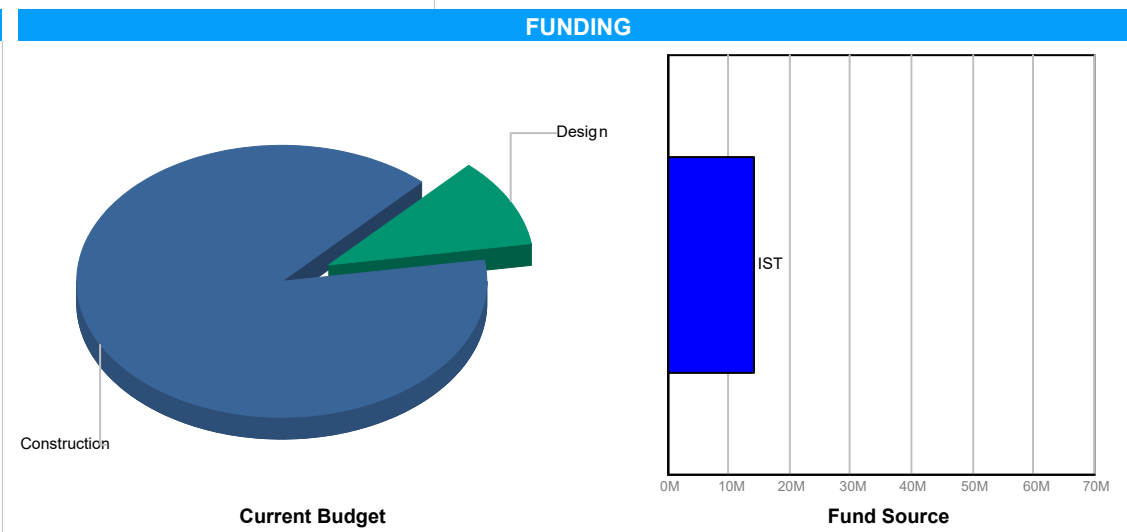
Data Date: 12/21/2023

Report Date: 12/31/2023

DESCRIPTION/TEAM	SCOPE	PHOTO
<p>Project Title: Palm Beach Lakes Blvd over FEC R/R</p> <p>Project Number: 1532 BCC District: 07 Delivery Method: Design CCNA Category: B04-Bridge Modifications Status: Design Designer: HNTB Contractor: TBD Project Manager: Maroun Azzi</p>	<p>This project will rehabilitate an existing bridge that was built over 50 years ago. The project will improve traffic safety (lane widths, pedestrian barrier, railings) and may involve other improvements such as shoulders, bike lanes, and sidewalks.</p> <p>FY 2017 IST \$1,500,000 FY 2021 IST \$4,500,000 FY 2025 IST \$8,300,000</p>	

SCHEDULE SUMMARY		
	Original	Actual
Project Start	9/30/2017	9/30/2017
Consultant Procurement Finish	9/3/2019	12/1/2019
Study Start	4/7/2020	4/7/2020
Design Complete	4/1/2026	
Permit Application	6/1/2024	
Permit Issued	12/25/2025	
Construction Start	1/1/2027	
Construction Complete	1/1/2029	
Study Complete	5/1/2022	4/1/2022
Design Start	4/1/2023	5/10/2023

PARTICIPATION	
Consultant	
SBE	36.5%
Local	96%
WBE	TBD
MBE	TBD
Contractor	
SBE	TBD
Local	TBD
WBE	TBD
MBE	TBD



FINANCIAL SUMMARY				
	Project Budget	Committed	% Committed	Paid To Date
	A	B	C=B/A	D
Design	\$1,500,000	\$1,501,589	100.11%	\$322,928
Construction	\$12,800,000	\$1,960	0.02%	\$1,960
Other	\$0	\$15,327	0.00%	\$15,327
Contingency	\$0	\$0	0.00%	\$0
TOTAL	\$14,300,000	\$1,518,876	10.62%	\$340,215

NOTES

Initial coordination has been completed with stakeholders including the City of West Palm Beach and the Community Redevelopment Agency to determine scope and design parameters for the rehabilitation of the bridge superstructure. Design is ongoing (5% complete). The scheduled dates have been revised to depict coordination, planning, and scope delays.



Monthly Infrastructure Sales Tax Project Report

Large Cap Projects

Data Date: 12/21/2023

Report Date: 12/31/2023

DESCRIPTION/TEAM

SCOPE

PHOTO

Project Title: Sections of Jog Road

This project consists of restriping sections of Jog Road.

Project Number: 1537
 BCC District: Multiple
 Delivery Method: Annual Striping Contract
 Category: S16-Striping
 Status: Construction
 Designer: N/A
 Contractor: Oglesby
 Project Manager: Larry Kelly

FY 2017 \$350,000
 FY 2021 \$150,000
 FY 2022 \$100,000
 FY 2023 \$100,000
 FY 2024 \$200,000
 FY 2026 \$200,000



SCHEDULE SUMMARY

PARTICIPATION

FUNDING

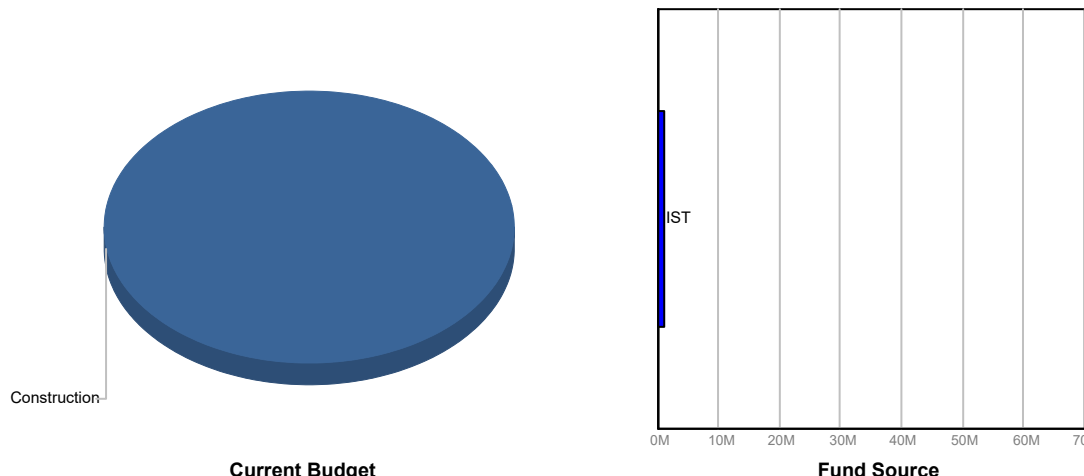
	Original	Actual
Summit to Gun Club Complete	9/20/2017	9/20/2017
PGA to Hood Complete	10/31/2017	10/31/2017
10th Avenue N. to Summit Complete	1/22/2018	1/22/2018
Wallis to Roebuck Complete	3/7/2018	3/7/2018
Gateway to S. of Hypoluxo Complete	12/17/2018	10/18/2018
Glades to NW 55th St.	3/19/2019	3/19/2019
Hood to Donald Ross	12/2/2020	12/12/2020
N. Oriole to Lake Ida	4/3/2021	3/9/2021
Beeline to Northlake	5/11/2023	5/11/2023
Yamato to Clint Moore	11/3/2023	11/3/2023

Consultant

SBE N/A
 Local N/A
 WBE N/A
 MBE N/A

Contractor

SBE 61%
 Local 61%
 WBE 0%
 MBE 0%



FINANCIAL SUMMARY

NOTES

	Project Budget	Committed	% Committed	Paid To Date
	A	B	C=B/A	D
Design	\$0	\$0	0.00%	\$0
Construction	\$1,100,000	\$493,063	44.82%	\$421,216
Contingency	\$0	\$0	0.00%	\$0
TOTAL	\$1,100,000	\$493,063	44.82%	\$421,216

Jog Road is a North-South major County thoroughfare. This project consists of re-striping sections of Jog Road. Restriping continues on an as needed basis.



Monthly Infrastructure Sales Tax Project Report

Large Cap Projects

Data Date: 12/21/2023

Report Date: 12/31/2023

DESCRIPTION/TEAM

SCOPE

PHOTO

Project Title: CR 880

Resurfacing approximately 2.5 miles (5 lane miles) of a portion of County Road 880 from Main Street to S.R. 80 each year.

Project Number: 1539
 BCC District: 06
 Delivery Method: Annual Construction Contract
 Category: R04-Resurfacing
 Status: Construction
 Designer: N/A
 Contractor: Community
 Project Manager: Darren Prainito



SCHEDULE SUMMARY

PARTICIPATION

FUNDING

	Original	Actual
FY 2017 Construction Complete	12/22/2017	12/22/2017
FY 2018 Construction Complete	12/7/2018	11/30/2018
FY 2019 Construction Complete	12/31/2019	11/1/2019
FY 2020 Construction Complete	12/18/2020	12/3/2020
FY 2021 Construction Complete	12/17/2021	10/5/2021
FY 2022 Construction Complete	12/16/2022	7/14/2022
FY 2023 Construction Complete	12/15/2023	11/28/2023
FY 2024 Construction Complete	12/24/2024	

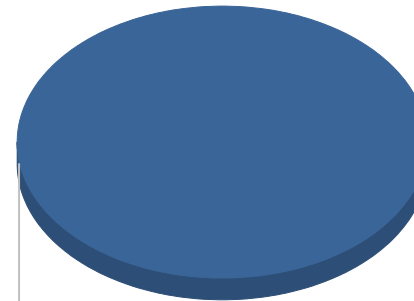
Consultant

SBE N/A
 Local N/A
 WBE N/A
 MBE N/A

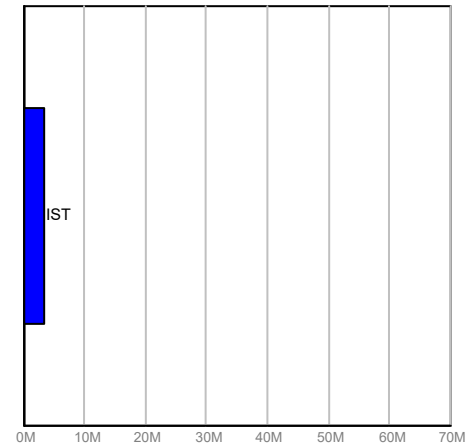
Contractor

SBE 8.7%
 Local 95.8%
 WBE 0%
 MBE 0%

Construction



Current Budget



Fund Source

FINANCIAL SUMMARY

NOTES

	Project Budget	Committed	% Committed	Paid To Date
	A	B	C=B/A	D
Design	\$0	\$2,392	0.00%	\$2,392
Construction	\$3,300,000	\$2,148,473	65.11%	\$1,321,473
Contingency	\$0	\$0	0.00%	\$0
TOTAL	\$3,300,000	\$2,150,865	65.18%	\$1,323,865

County Road 880 is approximately 19 miles in length. This project entails resurfacing a portion of County Road 880 each year. Construction complete for FY2017 thru 2023.



Monthly Infrastructure Sales Tax Project Report

Large Cap Projects

Data Date: 12/21/2023

Report Date: 12/31/2023

DESCRIPTION/TEAM

SCOPE

PHOTO

Project Title: Brown's Farms Road

Resurfacing approximately 2 miles (4 lane miles) of a portion of Brown's Farm Road from CR 880 to South Terminus each year.

Project Number: 1540
 BCC District: 06
 Delivery Method: Annual Construction Contract
 Category: R04-Resurfacing
 Status: Construction
 Designer: N/A
 Contractor: Community
 Project Manager: Darren Prainito



SCHEDULE SUMMARY

PARTICIPATION

FUNDING

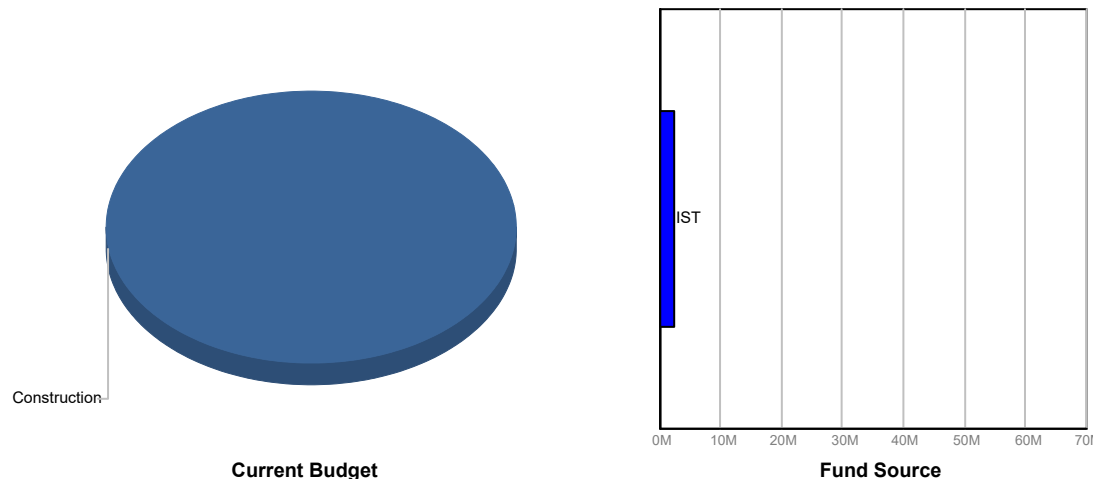
	Original	Actual
FY 2017 Construction Complete	12/22/2017	12/22/2017
FY 2018 Construction Complete	12/1/2018	11/30/2018
FY 2019 Construction Complete	12/31/2019	11/1/2019
FY 2020 Construction Complete	12/18/2020	12/2/2020
FY2021 Construction Complete	12/17/2021	10/18/2021
FY 2022 Construction Complete	12/22/2022	7/19/2022
FY 2023 Construction Complete	12/19/2023	12/1/2023
FY 2024 Construction Complete	12/24/2024	

Consultant

SBE N/A
 Local N/A
 WBE N/A
 MBE N/A

Contractor

SBE 7.4%
 Local 94.4%
 WBE 0%
 MBE 0%



FINANCIAL SUMMARY

NOTES

	Project Budget	Committed	% Committed	Paid To Date
	A	B	C=B/A	D
Design	\$0	\$1,588	0.00%	\$1,588
Construction	\$2,300,000	\$1,507,786	65.56%	\$1,157,786
Contingency	\$0	\$0	0.00%	\$0
TOTAL	\$2,300,000	\$1,509,374	65.62%	\$1,159,374

Brown's Farm Road is approximately 14 miles in length. This project entails resurfacing a portion of Brown's Farm Road each year. Construction complete for FY2017 thru 2023.



Monthly Infrastructure Sales Tax Project Report

Large Cap Projects

Data Date: 12/21/2023

Report Date: 12/31/2023

DESCRIPTION/TEAM

SCOPE

PHOTO

Project Title: Prosperity Farms Rd. over SFWMD C-17 Canal (934116)
Project Number: 1555
BCC District: 01
Delivery Method: Design CCNA
Category: B08-Bridge Replacements
Status: Design
Designer: Scalar
Contractor: TBD - (bid)
Project Manager: Will Carey

This project will replace an existing bridge that was built over 60 years ago. The new bridge will improve traffic safety (lane widths, bike lanes, parapets), improve roadway drainage, and enhance pedestrian sidewalk safety. Note the current bridge is weight restricted.
 FY 2018 IST \$500,000
 FY 2021 IST \$1,500,000
 FY 2022 IST \$6,000,000



SCHEDULE SUMMARY

	Original	Actual
Design Contract Notice to Proceed	11/19/2019	11/19/2019
Design Completion	10/1/2023	
Construction Bid Date	2/1/2024	
Construction Start	6/1/2024	
Construction Complete	6/1/2026	

PARTICIPATION

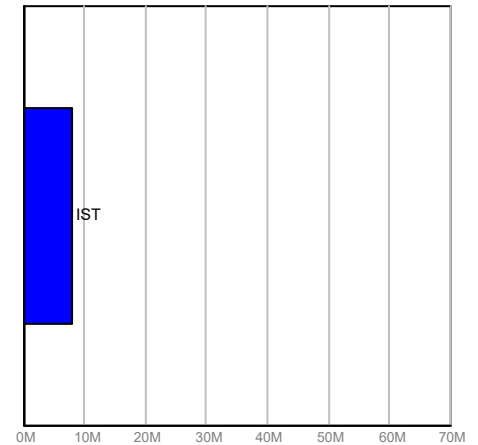
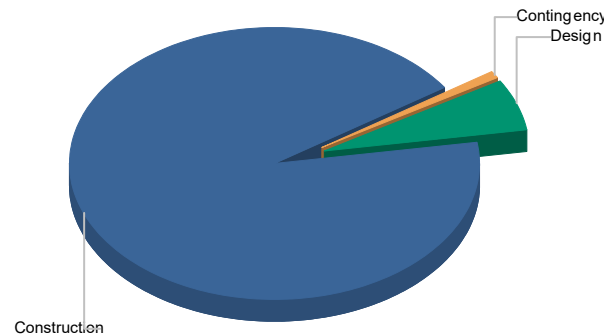
Consultant

SBE 98%
 Local 100%
 WBE 0%
 MBE 0%

Contractor

SBE TBD
 Local TBD
 WBE TBD
 MBE TBD

FUNDING



FINANCIAL SUMMARY

	Project Budget	Committed	% Committed	Paid To Date
	A	B	C=B/A	D
Design	\$500,000	\$496,323	99.26%	\$422,436
Construction	\$7,450,000	\$10,810	0.15%	\$10,794
Contingency	\$50,000	\$8,365	16.73%	\$8,365
TOTAL	\$8,000,000	\$515,498	6.44%	\$441,595

NOTES

Design is ongoing (90% complete). The scheduled dates have been revised to depict design and permitting delays.



Monthly Infrastructure Sales Tax Project Report

Large Cap Projects

Data Date: 12/21/2023

Report Date: 12/31/2023

DESCRIPTION/TEAM

SCOPE

PHOTO

Project Title: Belvedere Rd over E-3 canal (934205 & 934206)
Project Number: 1556
BCC District: 02
Delivery Method: Design CCNA
Category: B08-Bridge Replacements
Status: Design
Designer: Stantec
Contractor: TBD (bid)
Project Manager: Maroun Azzi

This project will replace the existing bridges that were built over 40 years ago. The new bridge(s) will improve traffic safety (lane widths, bike lanes, parapets), update the guardrail system, improve roadway drainage, restore the slope protection, and enhance pedestrian sidewalk safety.
 FY 2018 IST \$450,000
 FY 2021 IST \$1,350,000
 FY 2022 IST \$300,000



SCHEDULE SUMMARY

	Original	Actual
Design Contract Notice to Proceed	10/22/2019	10/22/2019
Design Completion	12/1/2023	
Construction Bid Date	3/1/2024	
Construction Start	8/1/2024	
Construction Complete	3/1/2026	

PARTICIPATION

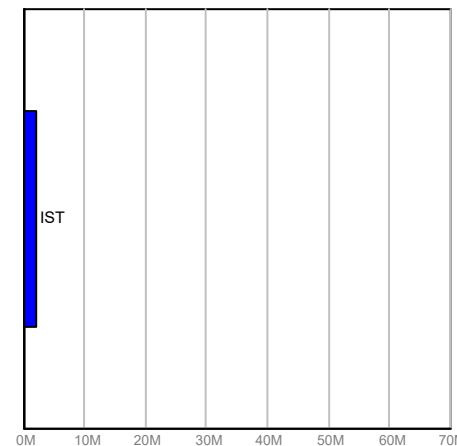
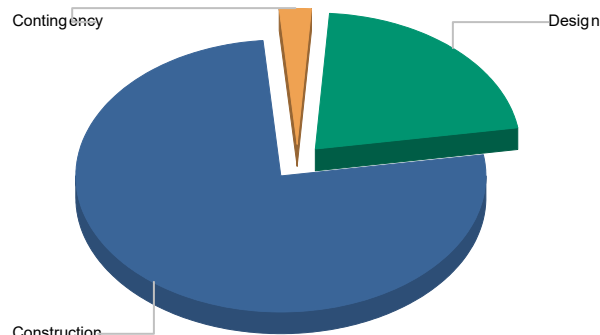
Consultant

SBE 30%
 Local 100%
 WBE 0%
 MBE 0%

Contractor

SBE TBD
 Local TBD
 WBE TBD
 MBE TBD

FUNDING



Current Budget

Fund Source

FINANCIAL SUMMARY

	Project Budget	Committed	% Committed	Paid To Date
	A	B	C=B/A	D
Design	\$450,000	\$402,311	89.40%	\$282,540
Construction	\$1,600,000	\$212,801	13.30%	\$5,770
Contingency	\$50,000	\$0	0.00%	\$0
TOTAL	\$2,100,000	\$615,113	29.29%	\$288,310

NOTES

Design is ongoing (80% complete).



Monthly Infrastructure Sales Tax Project Report

Large Cap Projects

Data Date: 12/21/2023

Report Date: 12/31/2023

DESCRIPTION/TEAM

Project Title: Various other locations Countywide

Project Number: 1558
 BCC District: Multiple
 Delivery Method: Annual Construction Contract
 Category: D02-Drainage (Pipe Replacements)
 Status: Construction
 Designer: N/A
 Contractor: Hinterland
 Project Manager: Darren Prainito

SCOPE

This project will repair and/or replace existing pipe culverts and drainage structures along various roads and canals Countywide. These repairs are needed in order to properly drain and maintain the various roads and canals in a safe operating condition.

PHOTO



SCHEDULE SUMMARY

	Original	Actual
Jupiter Farms (133rd Rd. & 156th St.)	8/1/2018	3/12/2018
1069 Edgehill Road	8/15/2018	6/12/2018
Limestone Creek & Palm Garden St.	8/1/2018	7/17/2018
3261 Atlantic Road	8/15/2018	7/1/2018
Van Buren Road @ E-3 Canal	8/1/2018	6/15/2018
19506 Trails End Terrace	8/1/2018	5/11/2018
Jupiter Farms (4 locates)	10/15/2018	8/21/2018
6361 Wood Lake Rd./19650 Red Maple F	10/1/2018	10/1/2018
19598 Trails End Terrace	9/15/2018	8/20/2018
19582 Trails End Terrace	9/1/2018	9/1/2018
6558 Wood Lake Road	9/15/2018	9/14/2018
6126 Wood Lake Road	10/15/2018	12/12/2018
6528 Wood Lake Road	11/1/2018	12/12/2018

PARTICIPATION

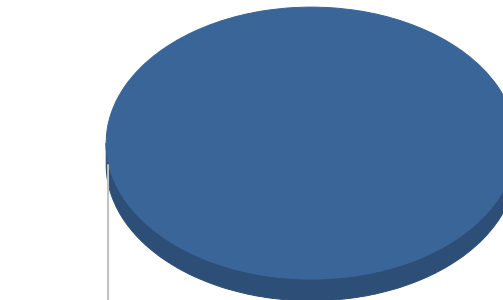
Consultant

SBE N/A
 Local N/A
 WBE N/A
 MBE N/A

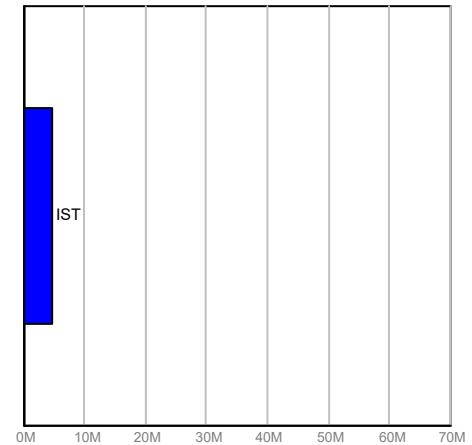
Contractor

SBE 100%
 Local 100%
 WBE 0%
 MBE 0%

FUNDING



Current Budget



Fund Source

FINANCIAL SUMMARY

	Project Budget	Committed	% Committed	Paid To Date
	A	B	C=B/A	D
Construction	\$4,700,000	\$1,336,089	28.43%	\$1,185,003
Contingency	\$0	\$0	0.00%	\$0
TOTAL	\$4,700,000	\$1,336,089	28.43%	\$1,185,003

NOTES

This project is funded in:
 FY 2018 \$500,000, FY 2021 \$500,000, FY 2022 \$200,000
 FY 2023 \$200,000, FY 2024 \$3,200,000, FY 2025 \$100,000

The total project is estimated at \$4,700,000.



Monthly Infrastructure Sales Tax Project Report

Large Cap Projects

Data Date: 12/21/2023

Report Date: 12/31/2023

DESCRIPTION/TEAM

Project Title: Video Detection (80 +/- intersection)

Project Number: 1580
 BCC District: Multiple
 Delivery Method: Annual Traffic Signals Contract
 Category: S08-Signals and Signal Systems
 Status: Construction
 Designer: N/A
 Contractor: Gerelco
 Project Manager: Fattoush Jafar

SCOPE

This project will replace the traffic detection at numerous signalized intersections from the existing inductive loop system to video detection. The video detection system is more reliable and easier to maintain.

PHOTO



SCHEDULE SUMMARY

	Original	Actual
Military Tr. & Garden Lake	8/1/2018	11/21/2018
Gateway & Renaissance Commons	9/1/2018	4/3/2019
Australian & Turnage	10/1/2018	1/7/2019
Woolbright & Hagen Ranch	11/1/2018	4/4/2019
Belvedere & Country Club Road	12/1/2018	4/4/2019
Palm Beach Lakes & Wellesley	1/1/2019	4/4/2019

PARTICIPATION

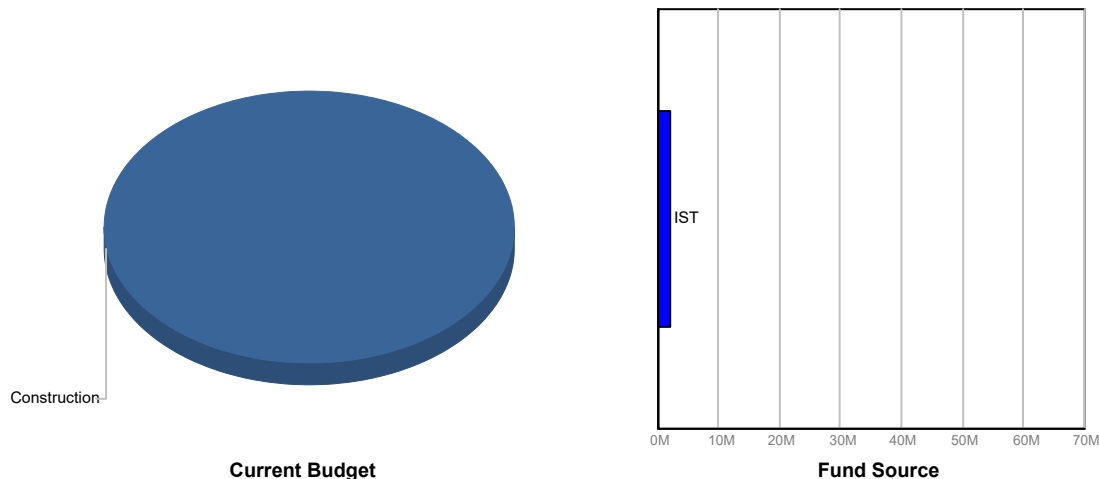
Consultant

SBE N/A
 Local N/A
 WBE N/A
 MBE N/A

Contractor

SBE 0%
 Local 23%
 WBE 0%
 MBE 0%

FUNDING



FINANCIAL SUMMARY

	Project Budget	Committed	% Committed	Paid To Date
	A	B	C=B/A	D
Construction	\$2,200,000	\$199,597	9.07%	\$199,597
Contingency	\$0	\$0	0.00%	\$0
TOTAL	\$2,200,000	\$199,597	9.07%	\$199,597

NOTES

Work has been completed at six intersections. This project is funded in:
 FY 2018 \$200,000
 FY 2023 \$300,000
 FY 2024 \$800,000
 FY 2026 \$900,000
 The total project is estimated at \$2,200,000.



Monthly Infrastructure Sales Tax Project Report

Large Cap Projects

Data Date: 12/21/2023

Report Date: 12/31/2023

DESCRIPTION/TEAM

Project Title: FY 2018 Street Lighting LED Replacements - Countywide
Project Number: 1581
BCC District: CW
Delivery Method: Florida Power and Light
Category: S14-Street Lighting
Status: Construction
Designer: Florida Power and Light
Contractor: Florida Power and Light
Project Manager: May Cheng

SCOPE

These projects will replace the high pressure sodium street lights with LED lights. Many of the street lights along County roads are owned and maintained by Florida Power and Light (FPL) with the County paying all the operation and maintenance costs (including power). FPL will be responsible for the final design and installation to convert the street lighting to the newer LED technology, and the County will reimburse FPL all applicable conversion costs. The result will provide a cost savings, better quality illumination, and a more desirable environmental light source.

PHOTO



SCHEDULE SUMMARY

	Original	Actual
Gun Club Road/Bosque to Congress	8/16/2019	8/16/2019
Congress/Okeechobee to Belvedere	8/16/2019	8/16/2019
10th Avenue North/Haverhill to Kirk	12/11/2019	12/11/2019
Community/Haverhill to Military	8/16/2019	8/16/2019
Haverhill Road/WPB City to Haverhill City		
Glades Road/State Road 7 to Boca Rio		
Boynton Beach Boulevard/Turnpike to Kn		
Jog Road/Belvedere to State Road 80	7/28/2021	7/28/2021
Forest Hill/Turnpike to Pinehurst & Jog to		
Haverhill/State Road 80 to Lake Worth		
Congress/Lantana to Hypoluxo & Gun Cl	9/14/2021	9/14/2021
Gateway/Military to Windward	8/1/2019	8/1/2019
Belvedere Road/RPB City to Haverhill Cit		

PARTICIPATION

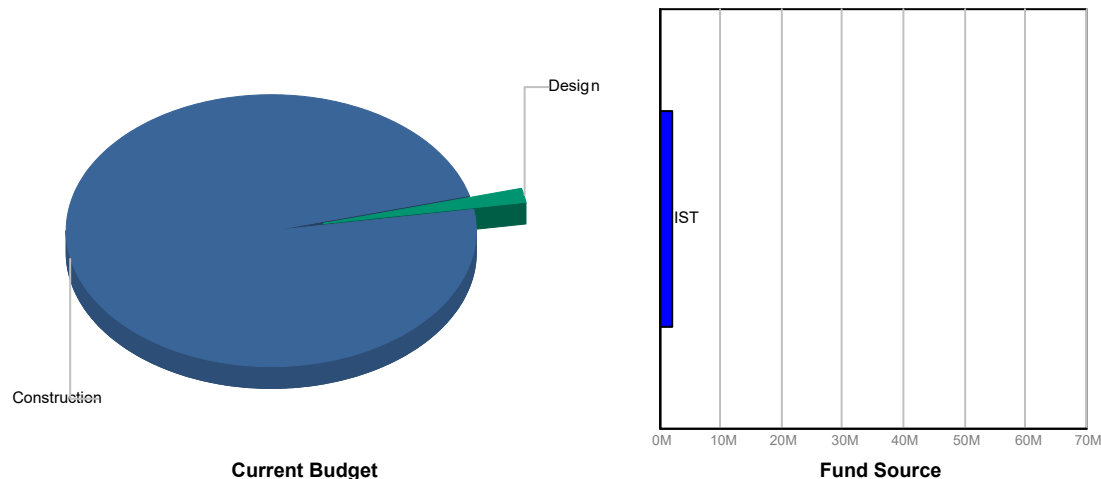
Consultant

SBE N/A
 Local N/A
 WBE N/A
 MBE N/A

Contractor

SBE N/A
 Local N/A
 WBE N/A
 MBE N/A

FUNDING



FINANCIAL SUMMARY

	Project Budget	Committed	% Committed	Paid To Date
	A	B	C=B/A	D
Design	\$30,000	\$26,175	87.25%	\$26,175
Construction	\$1,920,000	\$1,799,811	93.74%	\$606,800
Contingency	\$0	\$0	0.00%	\$0
TOTAL	\$1,950,000	\$1,825,986	93.64%	\$632,975

NOTES

There are 16 street lighting projects (road segments) funded (\$1,950,000) for conversion in FY 2018. All 16 projects have been forwarded to FPL requesting final design and installation. As of 12/1/22, eight projects have been completed, and the street lighting along a portion of the Hypoluxo Road project has also been converted.




Monthly Infrastructure Sales Tax Project Report

Large Cap Projects

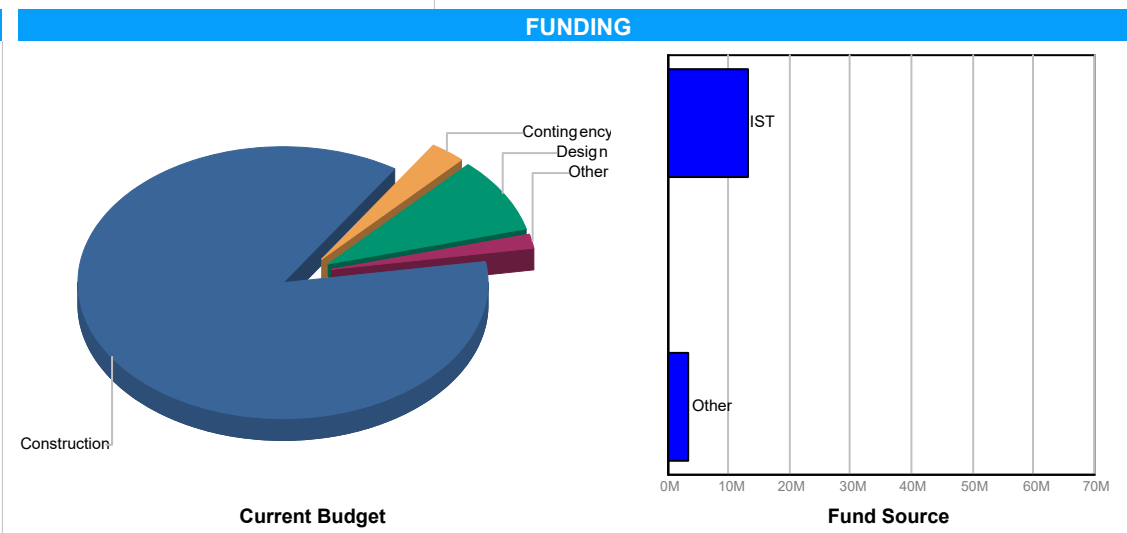
Data Date: 12/21/2023

Report Date: 12/31/2023

DESCRIPTION/TEAM	SCOPE	PHOTO
<p>Project Title: Courthouse Electronics System R&R/Command Center</p> <p>Project Number: 16208</p> <p>BCC District: 07</p> <p>Delivery Method: Construction Management</p> <p>Category: J02-Judicial</p> <p>Status: Construction</p> <p>Designer: TLC Engineering</p> <p>Contractor: Hedrick Brothers Construction Co., Inc.</p> <p>Project Manager: Rich Avery</p>	<p>Security Systems replacement at the Main County Courthouse including the Security Management System, Access Control System, CCTV system, Duress System, Intercom, Elevator Override, and Fire Alarm. The Project will also include addressing the emergency egress procedures for the facility, as well as build-out for the expansion of the 4th floor Command Center.</p> <p>Total IST, and Ad Valorem funding for this project is \$16,514,475; Total IST funds are \$12,999,700, which are comprised of FY17 IST funds of \$1,300,000 and FY18 IST funds of \$8,699,700 and FY 19 IST funds of \$3,000,000. Ad Valorem funds are \$3,449,845</p>	

SCHEDULE SUMMARY		
	Original	Actual
Project Start	2/19/2016	2/19/2016
Design Start	2/15/2017	2/15/2017
Construction - Start	11/26/2018	1/7/2019
Substantial Completion	2/1/2021	5/21/2021
Project Completion	4/1/2021	

PARTICIPATION	
Consultant	
SBE	13.4%
Local	100%
WBE	N/A
MBE	N/A
Contractor	
SBE	25%
Local	100%
WBE	N/A
MBE	N/A



FINANCIAL SUMMARY				
	Project Budget	Committed	% Committed	Paid To Date
	A	B	C=B/A	D
Design	\$1,456,336	\$1,342,276	92.17%	\$949,157
Construction	\$14,307,700	\$14,282,402	99.82%	\$12,795,750
Furniture, Fixtures & Equipment	\$0	\$0	0.00%	\$0
Other	\$285,139	\$116,318	40.79%	\$116,318
Contingency	\$465,300	\$0	0.00%	\$0
TOTAL	\$16,514,475	\$15,740,996	95.32%	\$13,861,225

NOTES

Reviewing punch list revisions to ensure that all items on the original punch list have been completed is ongoing. Final review and close out pending.



Monthly Infrastructure Sales Tax Project Report

Large Cap Projects

Data Date: 12/21/2023

Report Date: 12/31/2023

DESCRIPTION/TEAM

SCOPE

PHOTO

Project Title: Jupiter Beach Rd. over Branch of ICWW

This project will replace an existing bridge that was built over 60 years ago. The project will improve traffic safety (lane widths, bike lanes, sidewalks, etc.) and improve drainage and embankment/slope protection.



Project Number: 1657
 BCC District: 01
 Delivery Method: Design CCNA
 Category: B08-Bridge Replacements
 Status: Design
 Designer: Alan Gerwig & Associates
 Contractor: TBD
 Project Manager: Maroun Azzi

SCHEDULE SUMMARY

	Original	Actual
Project Start	4/1/2022	4/13/2022
Consultant Procurement Finish	2/1/2023	1/10/2023
Design Start	5/1/2023	1/23/2023
Design Complete	12/1/2025	
Construction Start	6/1/2026	
Construction Complete	12/1/2027	

PARTICIPATION

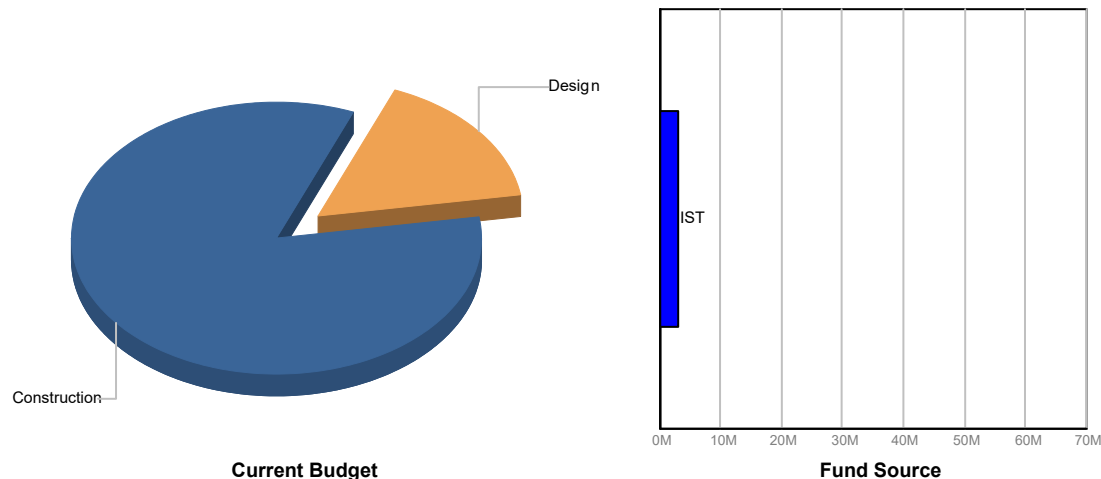
Consultant

SBE 90%
 Local 100%
 WBE 0%
 MBE 0%

Contractor

SBE TBD
 Local TBD
 WBE TBD
 MBE TBD

FUNDING



FINANCIAL SUMMARY

	Project Budget	Committed	% Committed	Paid To Date
	A	B	C=B/A	D
Design	\$500,000	\$303,797	60.76%	\$28,351
Construction	\$2,529,000	\$3,678	0.15%	\$3,678
TOTAL	\$3,029,000	\$307,475	10.15%	\$32,029

NOTES

The project is funded for design (\$500k) in FY22 and for construction (\$2.5m) in FY25. Design is ongoing (5% complete)



Monthly Infrastructure Sales Tax Project Report

Large Cap Projects

Data Date: 12/21/2023

Report Date: 12/31/2023

DESCRIPTION/TEAM

SCOPE

PHOTO

Project Title: Australian Ave. from Banyan St. to 45th St.
Project Number: 1658
BCC District: 07
Delivery Method: Design CCNA
Category: D04-Drainage Improvements
Status: Design
Designer: HSQ
Contractor: TBD (Bid)
Project Manager: Maroun Azzi

The project will include drainage improvements (pipd drainage system) and a new paving surface for a wider 4-lane divided section with new pathways on both sides along Australian Avenue from Banyan Blvd. to 45th Street. The work scope may also include replacing the twin bridges over Clear Lake (possible culverts) and replacing the twin bridges over the Carver Canal.



SCHEDULE SUMMARY

	Original	Actual
Design Start	3/1/2022	4/12/2022
Design Complete	6/1/2024	
Construction Bid Date	9/1/2024	
Construction Start	12/28/2024	
Construction Complete	12/28/2026	

PARTICIPATION

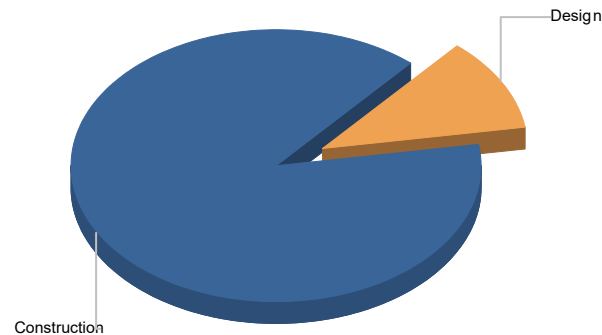
Consultant

- SBE 90.4%
- Local 100%
- WBE 0.4%
- MBE 5.6%

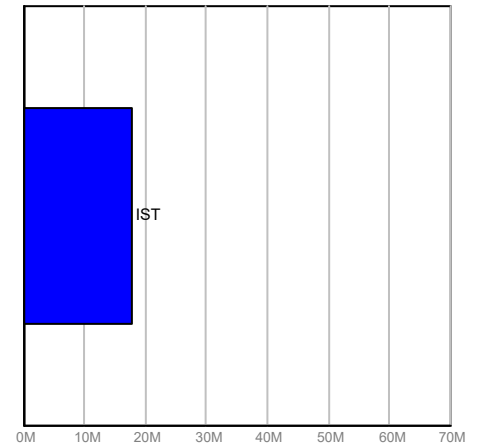
Contractor

- SBE TBD
- Local TBD
- WBE TBD
- MBE TBD

FUNDING



Current Budget



Fund Source

FINANCIAL SUMMARY

	Project Budget	Committed	% Committed	Paid To Date
	A	B	C=B/A	D
Design	\$2,000,000	\$1,792,586	89.63%	\$1,155,874
Construction	\$15,800,000	\$2,593,863	16.42%	\$119,860
TOTAL	\$17,800,000	\$4,386,448	24.64%	\$1,275,733

NOTES

Design is ongoing (65% complete). The project is funded for design (\$2m) in FY21 and for construction (\$15.8m) in FY24 and FY25. The total cost of the project is estimated at over \$30m. It is anticipated that a Florida Department of Environmental Protection (FDEP) Resiliency grant of \$13.4m will be received for the project.



Monthly Infrastructure Sales Tax Project Report

Large Cap Projects

Data Date: 12/21/2023

Report Date: 12/31/2023

DESCRIPTION/TEAM

SCOPE

PHOTO

Project Title: Belvedere Rd canal piping & sidewalk addition (62nd Dr. N. to Haverhill park)

Project Number: 1661
 BCC District: 02
 Delivery Method: Design CCNA
 Category: P04-Pathways
 Status: Design
 Designer: Keshavarz
 Contractor: TBD (Bid)
 Project Manager: Maroun Azzi

This project will add a new sidewalk (SW) on the south side of Belvedere Road from 62nd Dr. N. to the Haverhill park (just east of the E-3 Canal) - connecting to the existing south SW at the park's frontage. The SW may require the piping of Lake Worth Drainage District's (LWDD) L-3 Canal.

FY 2021 IST \$500,000
 FY 2024 IST \$3,100,000



SCHEDULE SUMMARY

	Original	Actual
Study Complete	4/20/2024	
Design Complete		
Construction Bid Date		
Construction Start		
Construction Complete		

PARTICIPATION

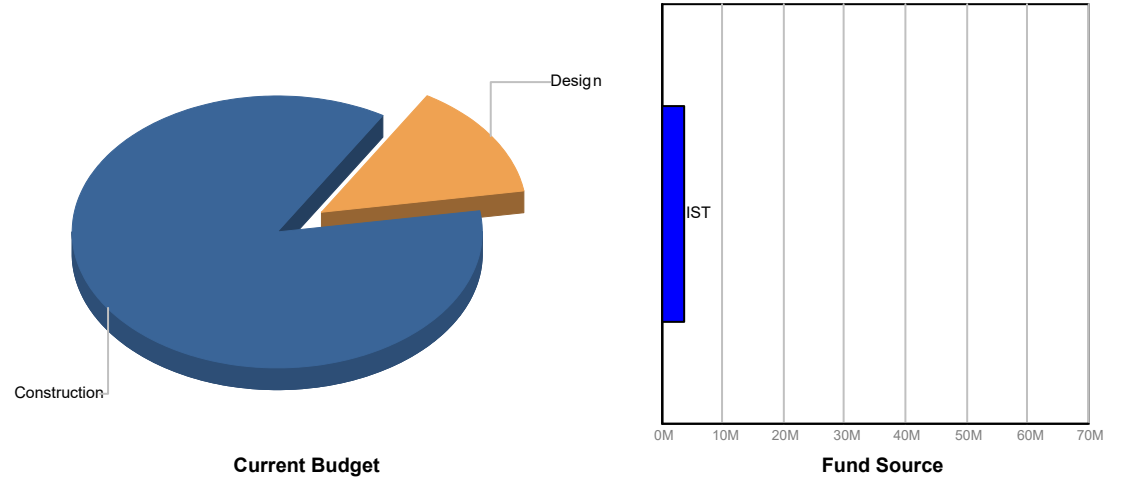
Consultant

SBE 100%
 Local 100%
 WBE 0%
 MBE 0%

Contractor

SBE TBD
 Local TBD
 WBE TBD
 MBE TBD

FUNDING



FINANCIAL SUMMARY

	Project Budget	Committed	% Committed	Paid To Date
	A	B	C=B/A	D
Design	\$500,000	\$95,021	19.00%	\$81,629
Construction	\$3,100,000	\$2,188	0.07%	\$2,188
TOTAL	\$3,600,000	\$97,209	2.70%	\$83,817

NOTES

The project is in the study phase to determine a more precise work scope. The project is funded for design (\$500k) in FY21 and for construction (\$3.1M) in FY24.




Monthly Infrastructure Sales Tax Project Report

Large Cap Projects

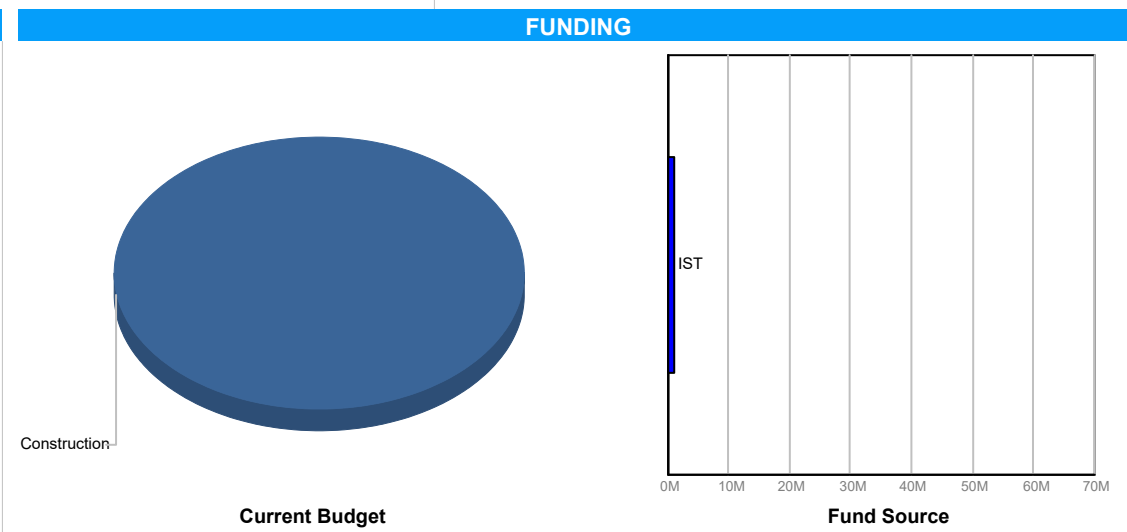
Data Date: 12/21/2023

Report Date: 12/31/2023

DESCRIPTION/TEAM	SCOPE	PHOTO
<p>Project Title: Congress Ave. from Palm Beach Lakes to 45th St.</p> <p>Project Number: 1664</p> <p>BCC District: 07</p> <p>Delivery Method: Annual Construction Contract</p> <p>Category: R04-Resurfacing</p> <p>Status: Construction</p> <p>Designer: N/A</p> <p>Contractor: Ranger</p> <p>Project Manager: Darren Prainito</p>	<p>Resurfacing 2.6 miles (11.4 lane miles) of Congress Avenue from Palm Beach Lakes Boulevard to 45th Street.</p> <p>FY2021 IST \$1,000,000</p> <p>FY2024 IST \$250,000</p>	

SCHEDULE SUMMARY		
	Original	Actual
Milling and Pavement Complete	12/1/2023	
ADA (Curb/Cut Ramps) Complete	2/14/2024	
Traffic Striping Complete	1/1/2024	
Traffic Loops Complete	4/1/2024	

PARTICIPATION	
Consultant	
SBE	N/A
Local	N/A
WBE	N/A
MBE	N/A
Contractor	
SBE	15%
Local	100%
WBE	0%
MBE	0%



FINANCIAL SUMMARY				
	Project Budget	Committed	% Committed	Paid To Date
	A	B	C=B/A	D
Construction	\$1,250,000	\$901,675	72.13%	\$1,675
TOTAL	\$1,250,000	\$901,675	72.13%	\$1,675

NOTES

Outstanding work includes milling and paving, updating ADA ramps, restriping the road, and replacing traffic loops.



Monthly Infrastructure Sales Tax Project Report

Large Cap Projects

Data Date: 12/21/2023

Report Date: 12/31/2023

DESCRIPTION/TEAM

SCOPE

PHOTO

Project Title: Belvedere Rd. Canal Piping

Project Number: 1690
 BCC District: 02
 Delivery Method: Design CCNA
 Category: B02-Belvedere Rd. Canal Piping
 Status: Design
 Designer: Keith
 Contractor: TBD (Bid)
 Project Manager: Maroun Azzi

This project will pipe a portion of a drainage ditch that runs along Belvedere Road and Troy Boulevard - adjacent to Palm Beach International Airport. The embankment area for the ditch is small and difficult to maintain. The undermining of this area continues and compromises the integrity of the sidewalk and road. Piping of the ditch is necessary to properly protect the road and sidewalk.
 FY2022 IST \$300,000
 FY2024 IST \$1,100,000



SCHEDULE SUMMARY

PARTICIPATION

FUNDING

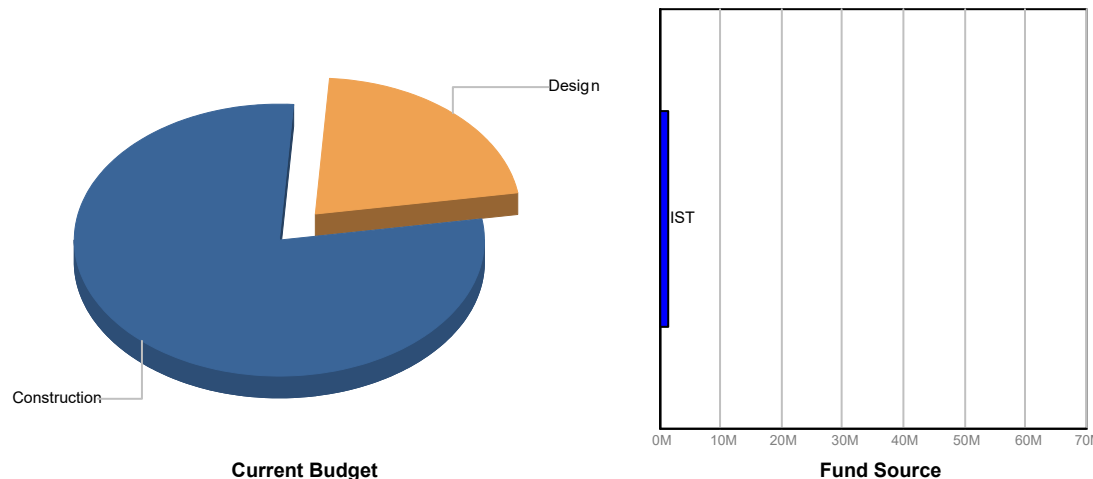
	Original	Actual
Study Complete	9/1/2023	
Design Complete		
Construction Bid Date		
Construction Start		
Construction Complete		

Consultant

- SBE 50%
- Local 100%
- WBE 0%
- MBE 0%

Contractor

- SBE TBD
- Local TBD
- WBE TBD
- MBE TBD



FINANCIAL SUMMARY

NOTES

	Project Budget	Committed	% Committed	Paid To Date
	A	B	C=B/A	D
Design	\$300,000	\$71,870	23.96%	\$23,539
Construction	\$1,100,000	\$1,660	0.15%	\$1,660
TOTAL	\$1,400,000	\$73,530	5.25%	\$25,199

The project is in the study phase to determine a more precise work scope. The project is funded for design (\$300k) in FY22 and for construction (\$1.1m) in FY24.



Monthly Infrastructure Sales Tax Project Report

Large Cap Projects

Data Date: 12/21/2023

Report Date: 12/31/2023

DESCRIPTION/TEAM

SCOPE

PHOTO

Project Title: Barwick Rd. over LWDD Lat. 30 Canal (934455)
Project Number: 1691
BCC District: 04
Delivery Method: Design CCNA
Category: B04-Bridge Modifications
Status: Design
Designer: Alan Gerwig & Associates
Contractor: TBD
Project Manager: Kristine Frazelle-Smith

This project will replace an existing bridge that was built over 60 years ago. The project will improve traffic safety (lane widths, bike lanes, sidewalks, etc.) and improve drainage and embankment/slope protection.



SCHEDULE SUMMARY

	Original	Actual
Project Start	12/5/2023	12/5/2023
Consultant Procurement Finish	12/5/2023	12/5/2023
Design Start	12/12/2023	12/12/2023
Design Complete	10/1/2025	
Permit Application	4/1/2025	
Permit Issued	11/1/2025	
Construction Start	5/14/2026	
Construction Complete	5/14/2027	

PARTICIPATION

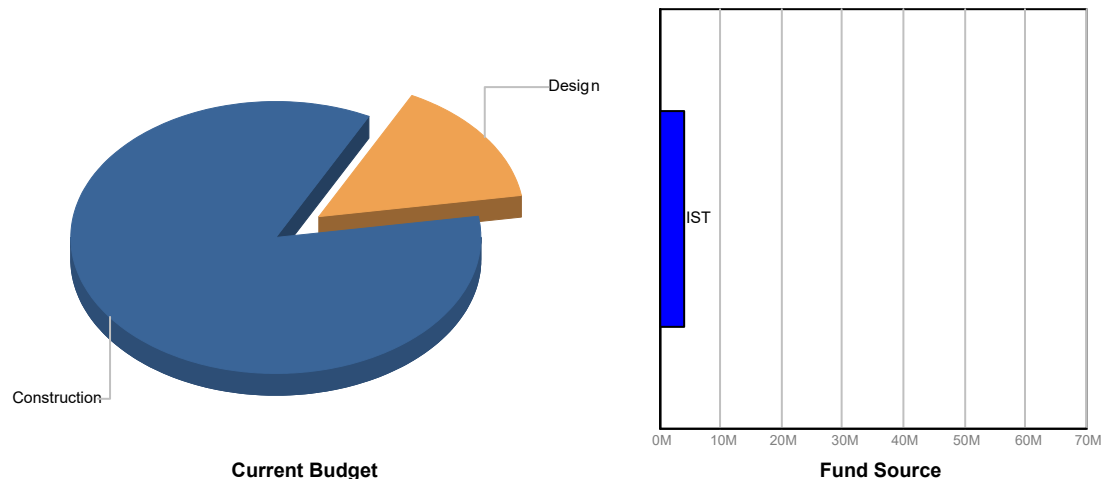
Consultant

SBE 98%
 Local 100%
 WBE 0%
 MBE 15%

Contractor

SBE TBD
 Local TBD
 WBE TBD
 MBE TBD

FUNDING



FINANCIAL SUMMARY

	Project Budget	Committed	% Committed	Paid To Date
	A	B	C=B/A	D
Design	\$600,000	\$268,223	44.70%	\$2,337
Construction	\$3,370,000	\$0	0.00%	\$0
TOTAL	\$3,970,000	\$268,223	6.76%	\$2,337

NOTES

The project is funded for design (\$600k) in FY22 and for construction (\$3.37m) in FY26. Design is ongoing (0% complete).



Monthly Infrastructure Sales Tax Project Report

Large Cap Projects

Data Date: 12/21/2023

Report Date: 12/31/2023

DESCRIPTION/TEAM

Project Title: Summit Blvd. over C-51 Canal (934201)

Project Number: 1693
 BCC District: 03
 Delivery Method: Design CCNA
 Category: B08-Bridge Replacements
 Status: Design
 Designer: Consor Engineers, LLC
 Contractor: TBD
 Project Manager: Maroun Azzi

SCOPE

This project will replace an existing bridge that was built over 50 years ago. The project will improve traffic safety (lane widths, bike lanes, sidewalks, etc.) and improve drainage and embankment/slope protection. The project will also add a left turn lane servicing the adjacent school on the NE quadrant.

PHOTO



SCHEDULE SUMMARY

	Original	Actual
Project Start	3/1/2022	3/1/2022
Consultant Procurement Finish	12/1/2022	12/1/2022
Design Start	4/1/2023	3/14/2023
Design Complete	6/1/2026	
Permit Application	1/1/2025	
Permit Issued	6/1/2026	
Construction Start	12/1/2026	
Construction Complete	1/1/2029	

PARTICIPATION

Consultant

SBE 40%

Local 100%

WBE 0%

MBE 0%

Contractor

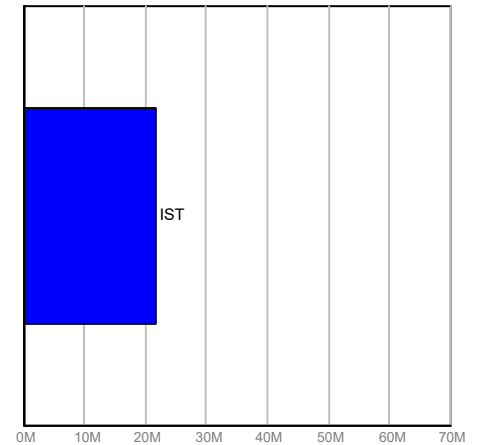
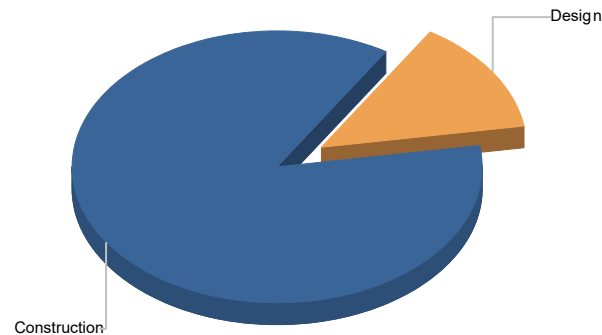
SBE TBD

Local TBD

WBE TBD

MBE TBD

FUNDING



FINANCIAL SUMMARY

	Project Budget	Committed	% Committed	Paid To Date
	A	B	C=B/A	D
Design	\$3,000,000	\$802,772	26.76%	\$191,536
Construction	\$18,863,000	\$3,519	0.02%	\$3,519
TOTAL	\$21,863,000	\$806,291	3.69%	\$195,055

NOTES

The project is funded for design (\$3m) in FY22 and for construction (\$18.863m) in FY27. Design is ongoing (5% complete).



Monthly Infrastructure Sales Tax Project Report

Large Cap Projects

Data Date: 12/21/2023

Report Date: 12/31/2023

DESCRIPTION/TEAM

SCOPE

PHOTO

Project Title: Seminole Colony east (Okeechobee/Military)
Project Number: 1694
BCC District: 07
Delivery Method: Design CCNA
Category: D04-Drainage Improvements
Status: Design
Designer: Masse Consulting Services
Contractor: TBD
Project Manager: Will Carey

The project will include drainage improvements along Seminole Colony East (Spafford Avenue, Scott Avenue, Indian Road, and Gardenia Street) just north of Okeechobee Boulevard.



SCHEDULE SUMMARY

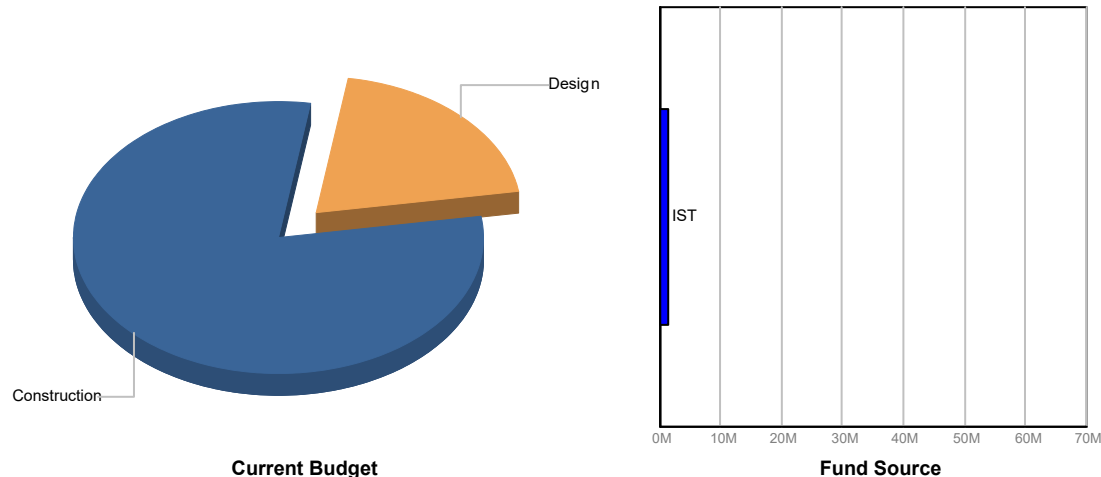
	Original	Actual
Design Start	4/1/2023	4/1/2023
Design Complete	12/1/2024	
Construction Bid Date	3/1/2025	
Construction Start	7/1/2025	
Construction Complete	7/1/2026	

PARTICIPATION

Consultant
 SBE 94.6%
 Local 100%
 WBE 0%
 MBE 74.5%

Contractor
 SBE TBD
 Local TBD
 WBE TBD
 MBE TBD

FUNDING



FINANCIAL SUMMARY

	Project Budget	Committed	% Committed	Paid To Date
	A	B	C=B/A	D
Design	\$300,000	\$296,217	98.74%	\$203,516
Construction	\$1,200,000	\$3,524	0.29%	\$3,524
TOTAL	\$1,500,000	\$299,742	19.98%	\$207,040

NOTES

Design is ongoing (35% complete). The project is funded for design (\$300k) in FY22 and for construction (\$1.2m) in FY24.



Monthly Infrastructure Sales Tax Project Report

Large Cap Projects

Data Date: 12/21/2023

Report Date: 12/31/2023

DESCRIPTION/TEAM

SCOPE

PHOTO

Project Title: Seminole Colony west (Okeechobee/Military)
Project Number: 1695
BCC District: 07
Delivery Method: Design CCNA
Category: D04-Drainage Improvements
Status: Design
Designer: Mock Roos
Contractor: TBD
Project Manager: Will Carey

The project will include drainage improvements along Seminole Colony West just north of Okeechobee Boulevard and east of Military Trail. The improvement anticipates piping an existing ditch from the south termini (starting around Schall Rd. and Gardenia St. - if both were extended) to the outfall into the PBCID-EPB-E 11-S Canal.



SCHEDULE SUMMARY

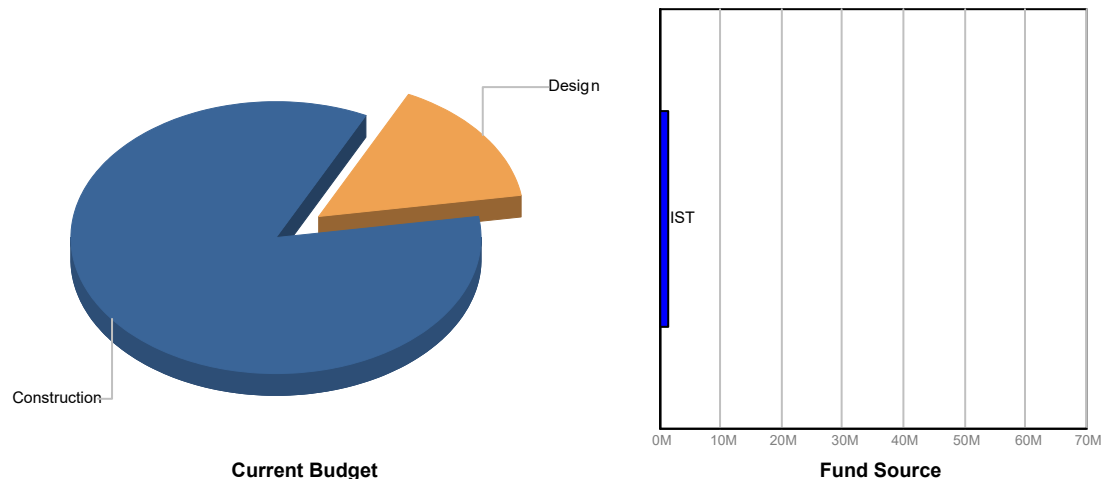
	Original	Actual
Design Start	10/1/2023	9/1/2023
Design Complete	4/1/2025	
Construction Bid Date	8/1/2025	
Construction Start	11/1/2025	
Construction Complete	12/1/2026	

PARTICIPATION

Consultant
 SBE 23.2%
 Local 100%
 WBE 0%
 MBE 0%

Contractor
 SBE TBD
 Local TBD
 WBE TBD
 MBE TBD

FUNDING



FINANCIAL SUMMARY

	Project Budget	Committed	% Committed	Paid To Date
	A	B	C=B/A	D
Design	\$200,000	\$148,336	74.17%	\$4,737
Construction	\$1,100,000	\$221	0.02%	\$221
TOTAL	\$1,300,000	\$148,557	11.43%	\$4,958

NOTES

Design is ongoing (0% complete). The project is funded for design (\$200k) in FY22 and for construction (\$1.1m) in FY24.



Monthly Infrastructure Sales Tax Project Report

Large Cap Projects

Data Date: 12/21/2023

Report Date: 12/31/2023

DESCRIPTION/TEAM

SCOPE

PHOTO

Project Title: Palmetto Park Rd. from Glades Rd. to Crawford Blvd.
Project Number: 1697
BCC District: Multiple
Delivery Method: Annual Construction Contract
Category: R04-Resurfacing
Status: Construction
Designer: N/A
Contractor: Ranger Construction Industries, Inc.
Project Manager: Thomas Coppini

Resurfacing 10 miles (51.8 lane miles) of Palmetto Park Road from Glades Road to Crawford Boulevard (SW 3rd Ave.)

Note: There is a pending 5 Yr. Road Program project in FY22 to improve Palmetto Park Road from Military Trail to I-95 that will include resurfacing the existing pavement. There is also an ongoing 5 Yr. Road Program project to replace the bridge over the E-4 (El Rio) Canal (with scheduled completion date in 2023).
 FY 2022 IST \$4,800,000



SCHEDULE SUMMARY

	Original	Actual
Milling and Pavement Complete	9/1/2022	
ADA (Curb/Cut Ramps) Complete	12/1/2022	
Traffic Striping Complete	12/1/2022	
Traffic Loops Complete	3/1/2023	

PARTICIPATION

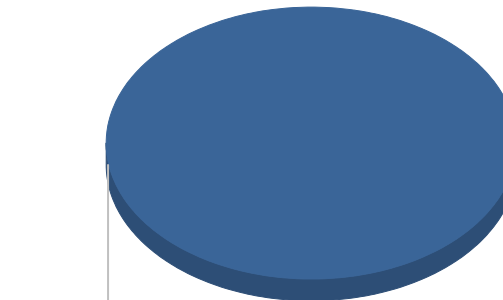
Consultant

SBE N/A
 Local N/A
 WBE N/A
 MBE N/A

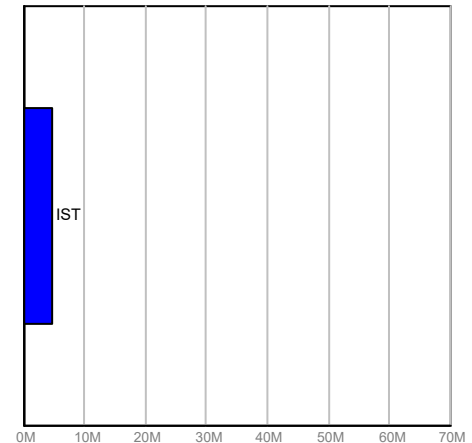
Contractor

SBE 15%
 Local 100%
 WBE 0%
 MBE 0%

FUNDING



Current Budget



Fund Source

FINANCIAL SUMMARY

	Project Budget	Committed	% Committed	Paid To Date
	A	B	C=B/A	D
Construction	\$4,800,000	\$4,672,357	97.34%	\$4,107,544
TOTAL	\$4,800,000	\$4,672,357	97.34%	\$4,107,544

NOTES

Outstanding work includes milling and paving, updating ADA ramps, restriping the road, and replacing traffic loops.

Resurfacing and striping are complete for over 7 miles from Glades Road to Military Trail. Waiting on other projects along Palmetto to coordinate any additional repaving efforts.



Monthly Infrastructure Sales Tax Project Report

Large Cap Projects

Data Date: 12/21/2023

Report Date: 12/31/2023

DESCRIPTION/TEAM

Project Title: Lake Lytal Aquatic Center Replace Public Aquatic Facility
Project Number: 17218
BCC District: 03
Delivery Method: Construction Management at Risk
Category: A02-Aquatic Facility Repair and Replacement
Status: Design
Designer: Harvard Jolly, Inc.
Contractor: Kauffman Lynn/ Hedrick Brothers
Project Manager: Stuart Patterson

SCOPE

The project entails constructing a new multi-phase Aquatic Complex mainly on undeveloped land along Kirk Rd. within Lake Lytal Park. The existing Pool Facility is to be demolished once the new aquatic center is opened to the public. The major components of the new Aquatic Complex will be a 70 Meter competition pool with dive well, a family water play area, 6-lane warm-up pool, flow riders, slides and building amenities such as restrooms, lockers, concession stand.

FY 2017 IST - \$4,000,000
 FY 2018 IST - \$2,000,000
 FY 2023 IST - \$6,152,500

PHOTO



SCHEDULE SUMMARY

	Original	Actual
Project Start	4/19/2018	4/19/2018
Design Start (Master Plan)	7/10/2018	7/10/2018
Design Start (Aquatic Center)	11/20/2018	5/1/2023
Construction Start	7/1/2019	
Substantial Completion	7/1/2020	
Project Completion	9/1/2020	

PARTICIPATION

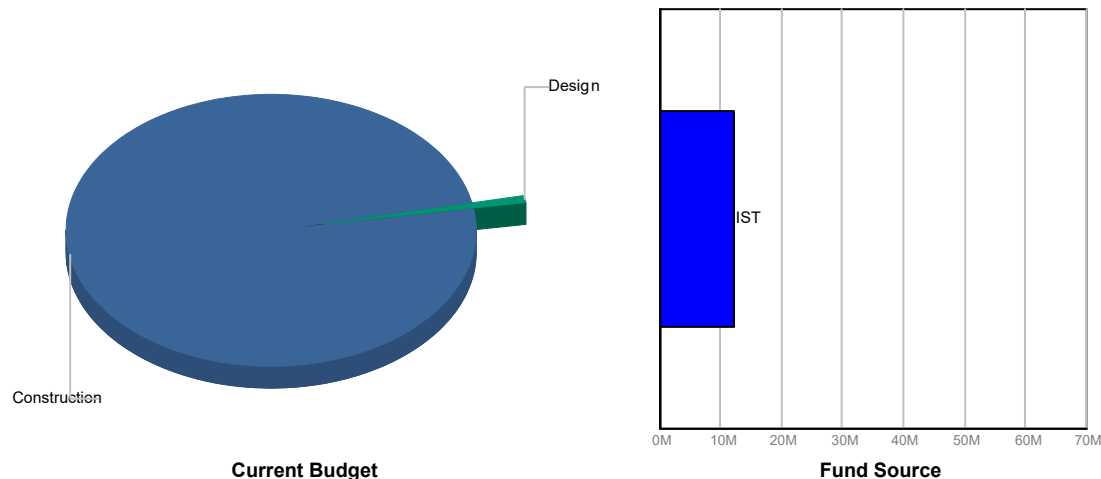
Consultant

- SBE 30%
- Local 100%
- WBE N/A
- MBE N/A

Contractor

- SBE 24.66%
- Local N/A
- WBE N/A
- MBE N/A

FUNDING



FINANCIAL SUMMARY

	Project Budget	Committed	% Committed	Paid To Date
	A	B	C=B/A	D
Design	\$112,902	\$89,636	79.39%	\$52,068
Construction	\$12,039,598	\$2,780,424	23.09%	\$1,083,214
Furniture, Fixtures & Equipment	\$0	\$0	0.00%	\$0
Other	\$0	\$37,316	0.00%	\$37,316
Contingency	\$0	\$0	0.00%	\$0
TOTAL	\$12,152,500	\$2,907,375	23.92%	\$1,172,598

NOTES

SFWMD permits received. Phase 1: Tree barricade permit received and work in progress. Phase 2: Site Development: GMP 2 amendment pending BCC approval 1/23/2024. Site Development work to provide a pad-ready site for YMCA will commence first and is set to commence in February and deliver in Spring 2024. Phase 3: Aquatic Center vertical construction on hold pending fund allocation. CID awaits ROM cost from KL to go from dry to wet retention pond.



Monthly Infrastructure Sales Tax Project Report

Large Cap Projects

Data Date: 12/21/2023

Report Date: 12/31/2023

DESCRIPTION/TEAM

Project Title: East Ocean Ave. (C-812) over Hypoluxo Island Lagoon (934347)
Project Number: 1728
BCC District: 04
Delivery Method: Design CCNA
Category: B04-Bridge Modifications
Status: Design
Designer: Scalar
Contractor: TBD
Project Manager: Kristine Frazelle-Smith

SCOPE

This project will replace an existing bridge that was built over 35 years ago. The project will improve traffic safety (lane widths, bike lanes, sidewalks, etc.) and improve drainage and embankment/slope protection.

PHOTO



SCHEDULE SUMMARY

	Original	Actual
Project Start	9/1/2023	9/1/2023
Consultant Procurement Finish	1/23/2024	
Design Start	2/1/2024	
Design Complete	6/1/2026	
Permit Application	4/1/2025	
Permit Issued	6/1/2026	
Construction Start	12/1/2026	
Construction Complete	2/1/2028	

PARTICIPATION

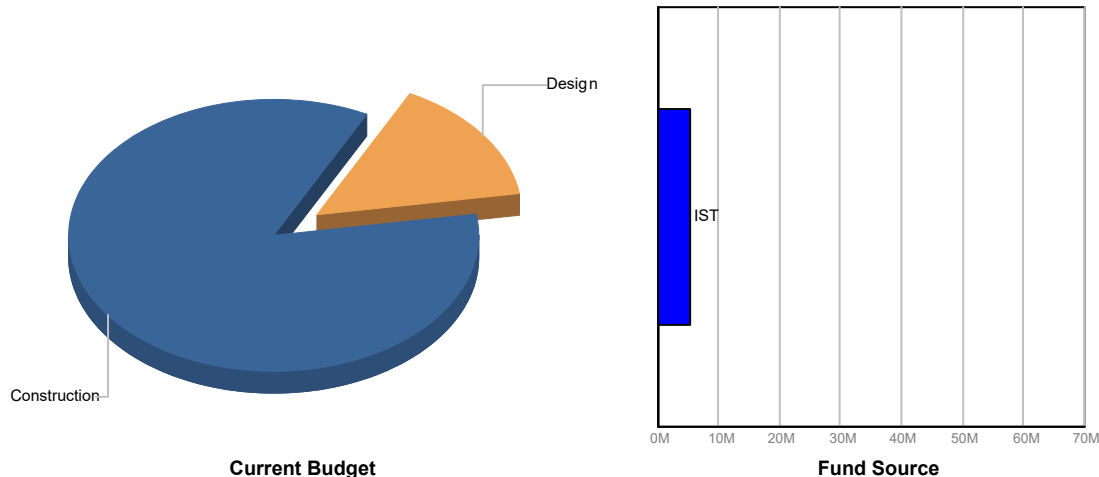
Consultant

- SBE 12.4%
- Local 100%
- WBE 0%
- MBE 0%

Contractor

- SBE TBD
- Local TBD
- WBE TBD
- MBE TBD

FUNDING



FINANCIAL SUMMARY

	Project Budget	Committed	% Committed	Paid To Date
	A	B	C=B/A	D
Design	\$800,000	\$0	0.00%	\$0
Construction	\$4,582,000	\$449,649	9.81%	\$5,155
TOTAL	\$5,382,000	\$449,649	8.35%	\$5,155

NOTES

The project is funded for design (\$800k) in FY23 and for construction (\$4.582m) in FY26. Design is ongoing (0% complete).



Monthly Infrastructure Sales Tax Project Report

Large Cap Projects

Data Date: 12/21/2023

Report Date: 12/31/2023

DESCRIPTION/TEAM

SCOPE

PHOTO

Project Title: Lantana Rd. from Hagen Ranch Rd. to I-95
Project Number: 1731
BCC District: Multiple
Delivery Method: Annual Construction Contract
Category: R04-Resurfacing
Status: Design
Designer: Mock, Roos & Associates
Contractor: TBD
Project Manager: Chase Miller

Resurfacing 5.5 miles (33 lane miles) of Lantana Road from Hagen Ranch Road to I-95.
 FY2022 IST \$3,280,000



SCHEDULE SUMMARY

	Original	Actual
Drainage Repairs Complete	12/1/2024	
Milling and Pavement Complete	6/1/2025	
ADA (Curb/Cut Ramps) Complete	9/1/2025	
Traffic Striping Complete	8/1/2025	
Traffic Loops Complete	12/1/2025	

PARTICIPATION

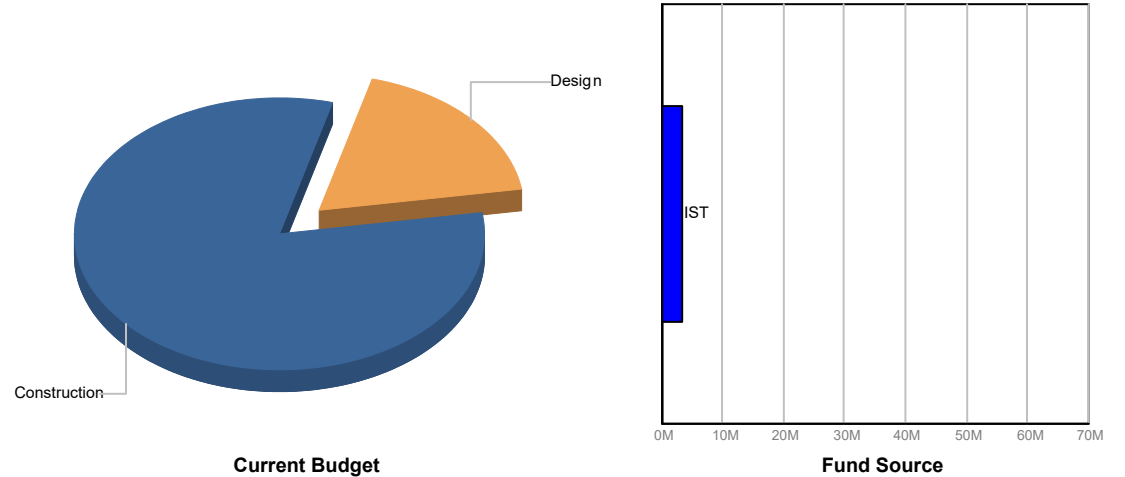
Consultant

SBE 15%
 Local 100%
 WBE 15%
 MBE 15%

Contractor

SBE TBD
 Local TBD
 WBE TBD
 MBE TBD

FUNDING



FINANCIAL SUMMARY

	Project Budget	Committed	% Committed	Paid To Date
	A	B	C=B/A	D
Design	\$600,000	\$0	0.00%	\$0
Construction	\$2,680,000	\$6,070	0.23%	\$6,070
TOTAL	\$3,280,000	\$6,070	0.19%	\$6,070

NOTES

Drainage infrastructure study underway to determine scope of drainage repairs. Outstanding work includes drainage repairs, milling and paving, updating ADA ramps, restriping the road, and replacing traffic loops.




Monthly Infrastructure Sales Tax Project Report

Large Cap Projects

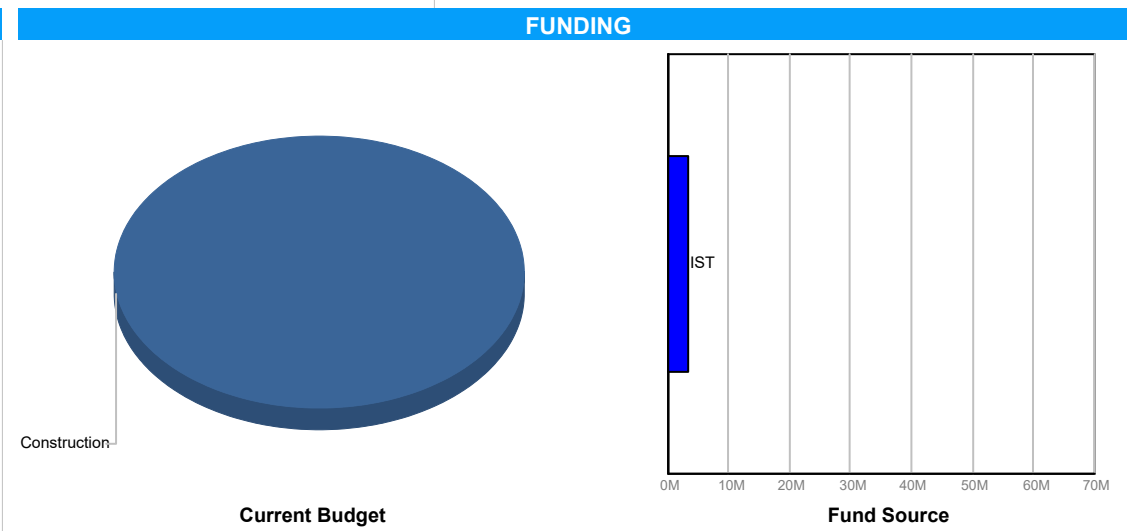
Data Date: 12/21/2023

Report Date: 12/31/2023

DESCRIPTION/TEAM	SCOPE	PHOTO
<p>Project Title: Congress Ave. from Clint Moore Rd. to Lake Ida Rd.</p> <p>Project Number: 1779</p> <p>BCC District: Multiple</p> <p>Delivery Method:</p> <p>Category: R04-Resurfacing</p> <p>Status: Construction</p> <p>Designer: N/A</p> <p>Contractor: Ranger</p> <p>Project Manager: Chase Miller</p>	<p>Resurfacing 4.7 miles (28.2 lane miles) of Congress Avenue from Clint Moore Road to Lake Ida Road.</p> <p>IST FY2024 \$3,300,000.00</p>	

SCHEDULE SUMMARY		
	Original	Actual
Milling and Pavement Complete	12/1/2024	
ADA (Curb/Cut Ramps) Complete	3/1/2025	
Traffic Striping Complete	2/1/2025	
Traffic Loops Complete	6/1/2025	

PARTICIPATION	
Consultant	
SBE	N/A
Local	N/A
WBE	N/A
MBE	N/A
Contractor	
SBE	15%
Local	100%
WBE	0%
MBE	0%



FINANCIAL SUMMARY				
	Project Budget	Committed	% Committed	Paid To Date
	A	B	C=B/A	D
Construction	\$3,300,000	\$0	0.00%	\$0
TOTAL	\$3,300,000	\$0	0.00%	\$0

NOTES

Outstanding work includes milling and paving, updating ADA ramps, restriping the road, and replacing traffic loops.




Monthly Infrastructure Sales Tax Project Report

Large Cap Projects

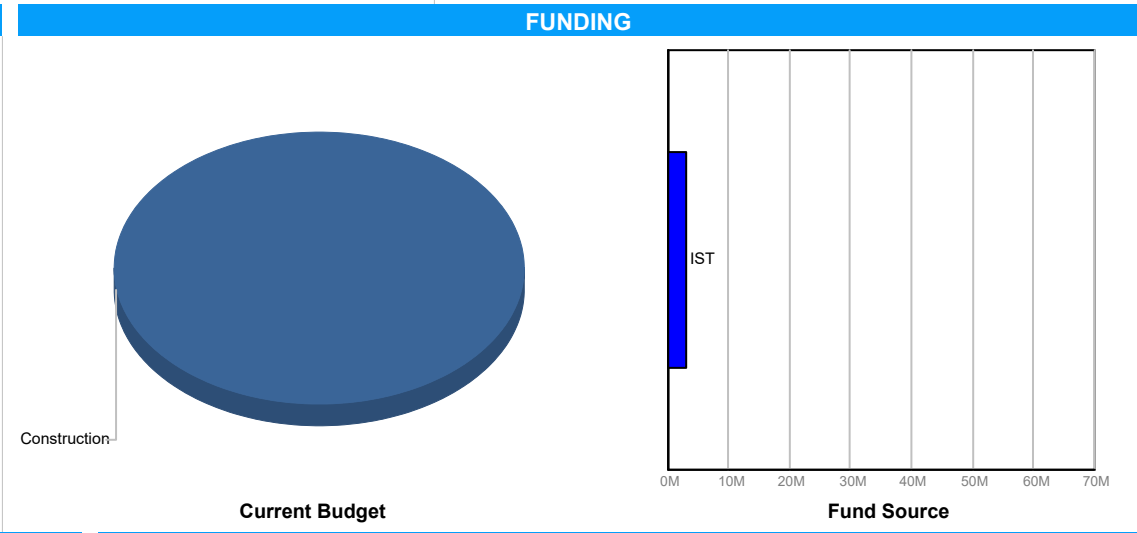
Data Date: 12/21/2023

Report Date: 12/31/2023

DESCRIPTION/TEAM	SCOPE	PHOTO
<p>Project Title: Military Trail from Palmetto to Clint Moore</p> <p>Project Number: 1780</p> <p>BCC District: 04</p> <p>Delivery Method: Annual Construction Contract</p> <p>Category: R04-Resurfacing</p> <p>Status: Construction</p> <p>Designer: N/A</p> <p>Contractor: Ranger</p> <p>Project Manager: Darren Prainito</p>	<p>Resurfacing 4.2 miles (25.2 lane miles) of Military Trail from Palmetto Park Road to Clint Moore Road.</p> <p>FY2022 IST \$3,100,000</p>	

SCHEDULE SUMMARY		
	Original	Actual
Milling and Pavement Complete	4/1/2023	5/12/2023
ADA (Curb/Cut Ramps) Complete	8/1/2023	
Traffic Striping Complete	6/1/2023	7/11/2023
Traffic Loops Complete	10/1/2023	

PARTICIPATION	
Consultant	
SBE	N/A
Local	N/A
WBE	N/A
MBE	N/A
Contractor	
SBE	15%
Local	100%
WBE	0
MBE	0



FINANCIAL SUMMARY				
	Project Budget	Committed	% Committed	Paid To Date
	A	B	C=B/A	D
Construction	\$3,100,000	\$2,781,019	89.71%	\$2,593,519
TOTAL	\$3,100,000	\$2,781,019	89.71%	\$2,593,519

NOTES

Outstanding work includes updating ADA ramps and replacing traffic loops . This resurfacing project will be phased due to other ongoing work improvements within this Military Trail corridor . The scheduled dates have been revised to depict the delay due to coordination efforts .




Monthly Infrastructure Sales Tax Project Report

Large Cap Projects

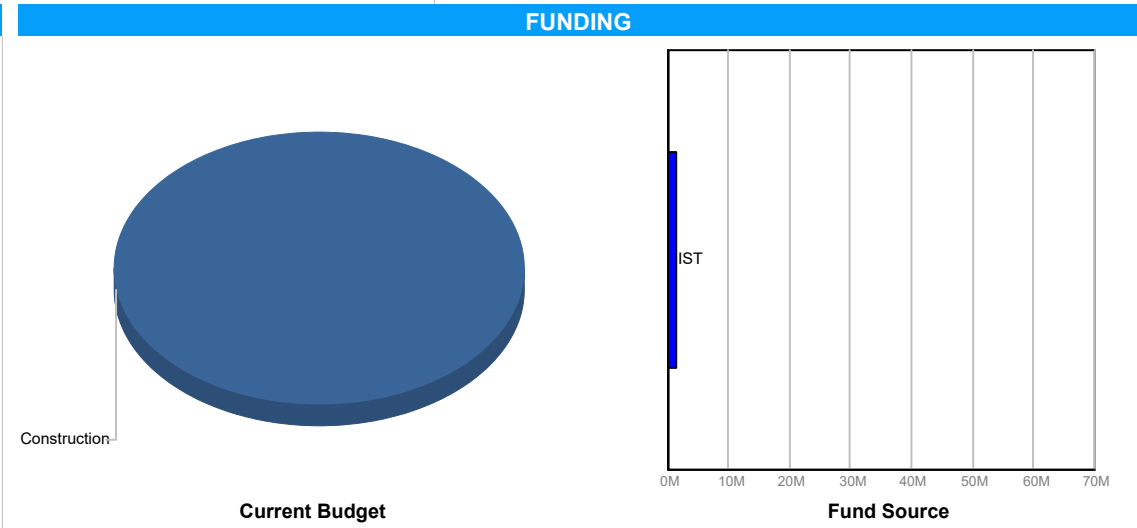
Data Date: 12/21/2023

Report Date: 12/31/2023

DESCRIPTION/TEAM	SCOPE	PHOTO
<p>Project Title: S.W. 18th St. from Boca Rio Rd. to Military Trail</p> <p>Project Number: 1782</p> <p>BCC District: 04</p> <p>Delivery Method: Annual Construction Contract</p> <p>Category: R04-Resurfacing</p> <p>Status: Construction</p> <p>Designer: N/A</p> <p>Contractor: Ranger</p> <p>Project Manager: Chase Miller</p>	<p>Resurfacing 2.5 miles (10.8 lane miles) of SW 18th Street from Boca Rio Road to Military Trail.</p> <p>IST FY2024 \$1,300,000.00</p>	

SCHEDULE SUMMARY		
	Original	Actual
Milling and Pavement Complete	10/1/2024	
ADA (Curb/Cut Ramps) Complete	2/1/2025	
Traffic Striping Complete	12/1/2024	
Traffic Loops Complete	4/1/2025	

PARTICIPATION	
Consultant	
SBE	N/A
Local	N/A
WBE	N/A
MBE	N/A
Contractor	
SBE	15%
Local	100%
WBE	0%
MBE	0%



FINANCIAL SUMMARY				
	Project Budget	Committed	% Committed	Paid To Date
	A	B	C=B/A	D
Construction	\$1,300,000	\$0	0.00%	\$0
TOTAL	\$1,300,000	\$0	0.00%	\$0

NOTES

Outstanding work includes milling and paving, updating ADA ramps, restriping the road, and replacing traffic loops.



Monthly Infrastructure Sales Tax Project Report

Large Cap Projects

Data Date: 12/21/2023

Report Date: 12/31/2023

DESCRIPTION/TEAM

SCOPE

PHOTO

Project Title: Courthouse Buildout and Renovations

Improvement of approximately 100,000 square feet of unfinished interior space upon floors one, seven and eight of the Judge Daniel T.K. Hurley Courthouse in downtown West Palm Beach, as well as other incidental interior improvements. All improvements will implement the Palm Beach County Judicial Facilities Master Plan Update.
 IST funding consists of:
 \$8,000,000 in FY 2022,
 \$24,500,000 in FY 2023
 \$31,308,437 in FY 2023,
 \$3,000,000 Impact Fees
 Total of \$66,808,437.



Project Number: B592
 BCC District: CW
 Delivery Method: CMAR
 Category: J02-Judicial
 Status: Design
 Designer: Leo A. Daly
 Contractor: The Weitz Company LLC
 Project Manager: Rich Avery

SCHEDULE SUMMARY

	Original	Actual
Design Contract Issued	6/7/2022	6/7/2022
Design Commencement	6/17/2022	6/17/2022
Design Completion	5/18/2023	

PARTICIPATION

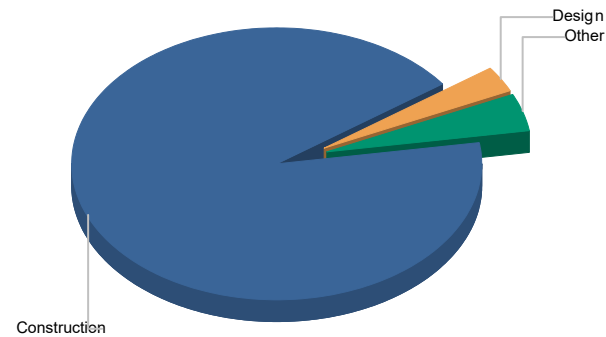
Consultant

SBE 25%
 Local 100%
 WBE 100%
 MBE 100%

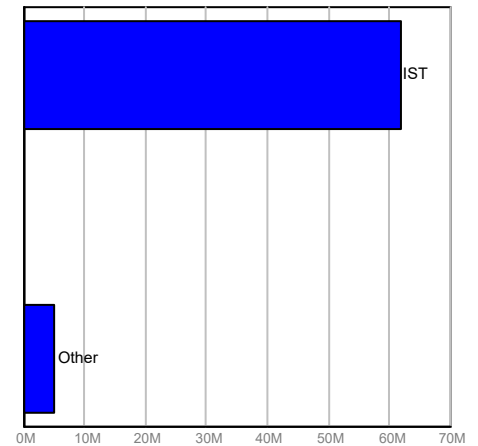
Contractor

SBE TBD
 Local TBD
 WBE TBD
 MBE TBD

FUNDING



Current Budget



Fund Source

FINANCIAL SUMMARY

	Project Budget	Committed	% Committed	Paid To Date
	A	B	C=B/A	D
Design	\$2,026,992	\$2,026,992	100.00%	\$365,377
Construction	\$61,781,445	\$450,470	0.73%	\$113,771
Other	\$3,000,000	\$143,484	4.78%	\$12,773
TOTAL	\$66,808,437	\$2,620,946	3.92%	\$491,921

NOTES

Schematic Design is completed, and a review meeting with end users is pending. The CM pre-construction proposal was approved. CM is commencing with a review of the 100% SD documents and to provide their cost estimate.



Monthly Infrastructure Sales Tax Project Report

Large Cap Projects

Data Date: 12/21/2023

Report Date: 12/31/2023

DESCRIPTION/TEAM

SCOPE

PHOTO

Project Title: Lake Worth West Substation

Project Number: B607
 BCC District: Multiple
 Delivery Method: Construction Manager at Risk
 Category: S06-Sheriff - FDO
 Status: Construction
 Designer: Ohlson Lavoie Collaborative
 Contractor: D Stephenson
 Project Manager: Sunil Jagoo

Provide dedicated office(s) within the HRC2 building (project-19220) for PBSO field personnel's use. Additional interior improvements include a multipurpose room for PBSO training purposes and HRC/community programming, as well as restrooms, circulation area, and other incidental improvements.

FY 2019 IST \$1,213,460



SCHEDULE SUMMARY

Original	Actual
Please Refer to Central County Resource	

PARTICIPATION

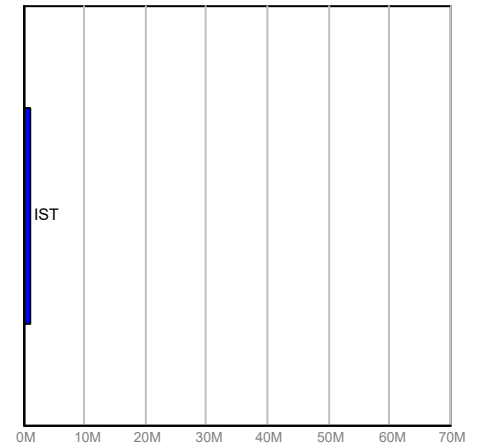
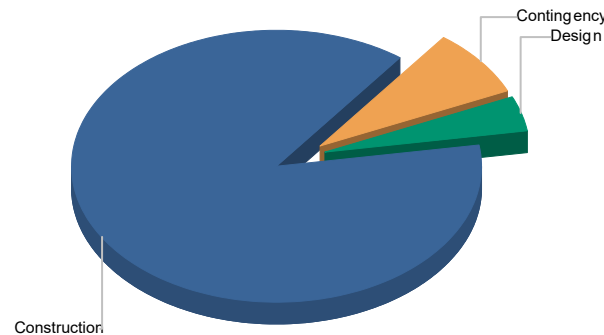
Consultant

SBE TBD
 Local TBD
 WBE TBD
 MBE TBD

Contractor

SBE TBD
 Local TBD
 WBE TBD
 MBE TBD

FUNDING



FINANCIAL SUMMARY

	Project Budget	Committed	% Committed	Paid To Date
	A	B	C=B/A	D
Design	\$50,000	\$2,227	4.45%	\$2,227
Construction	\$1,063,460	\$1,085,373	102.06%	\$1,085,374
Contingency	\$100,000	\$0	0.00%	\$0
TOTAL	\$1,213,460	\$1,087,601	89.63%	\$1,087,601

NOTES

Please refer to the Central County Resource Center report for current status and material project updates.



Monthly Infrastructure Sales Tax Project Report

Large Cap Projects

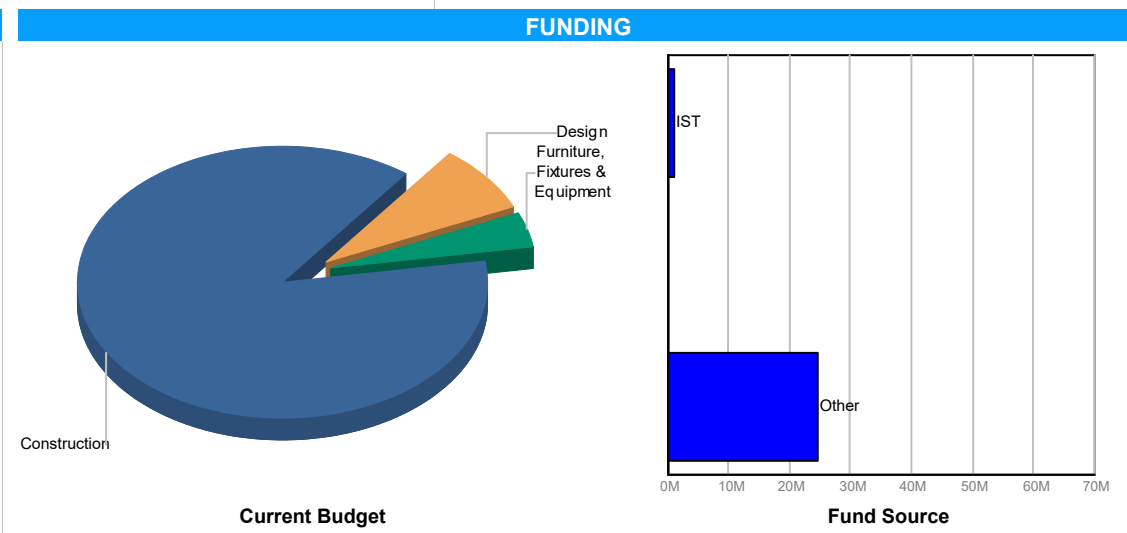
Data Date: 12/21/2023

Report Date: 12/31/2023

DESCRIPTION/TEAM	SCOPE	PHOTO
<p>Project Title: PBSO District 1 Substation and Marine Unit</p> <p>Project Number: B665</p> <p>BCC District: 02</p> <p>Delivery Method: CMAR</p> <p>Category: S06-Sheriff - FDO</p> <p>Status: Construction</p> <p>Designer: Song & Associates</p> <p>Contractor: Kaufman Lynn</p> <p>Project Manager: Michael Jenner</p>	<p>Construction of an approximately 28,000 square foot facility and site improvements to accommodate the relocation of PBSO District 1 from PBSO Headquarters as well as the relocation of the PBSO Marine Unit from the County's Cherry Road Complex property. The subject site is approximately 5.75 acres and located on the west side of Jog Road approximately 1,000 feet south of Belvedere Road.</p> <p>Funding Sources: IST\$1,000,000,Ad-valorem \$2,076,000, and Impact Fees \$ 22,516,895</p>	<p style="text-align: center;">PALM BEACH COUNTY SHERIFF'S OFFICE DISTRICT 1</p>

SCHEDULE SUMMARY		
	Original	Actual
Submit DRO Application	8/3/2020	8/3/2020
Submit for Permits	3/18/2022	5/6/2022
Construction Complete	10/31/2023	
PBSO Turn Over		

PARTICIPATION	
Consultant	
SBE	77.4%
Local	100%
WBE	77.4%
MBE	77.4%
Contractor	
SBE	27.06%
Local	100%
WBE	0%
MBE	6.40%



FINANCIAL SUMMARY				
	Project Budget	Committed	% Committed	Paid To Date
	A	B	C=B/A	D
Design	\$2,076,000	\$837,948	40.36%	\$0
Construction	\$22,440,895	\$21,896,872	97.58%	\$953,221
Furniture, Fixtures & Equipment	\$1,076,000	\$0	0.00%	\$0
TOTAL	\$25,592,895	\$22,734,820	88.83%	\$953,221

NOTES

All Perimeter footings have been poured with cast in place concrete (180 cubic yds). CMU on North elevation 100% installed and bond beam is being formed for cast in place concrete. Cast in place concrete walls in the Marine Unit work bays are 50% complete. Under slab electrical and plumbing rough-in is 95% complete. The catch basins at the south elevation are complete and tied in. The concrete slab is expected to start on week of 1/15/24.




Monthly Infrastructure Sales Tax Project Report

Large Cap Projects

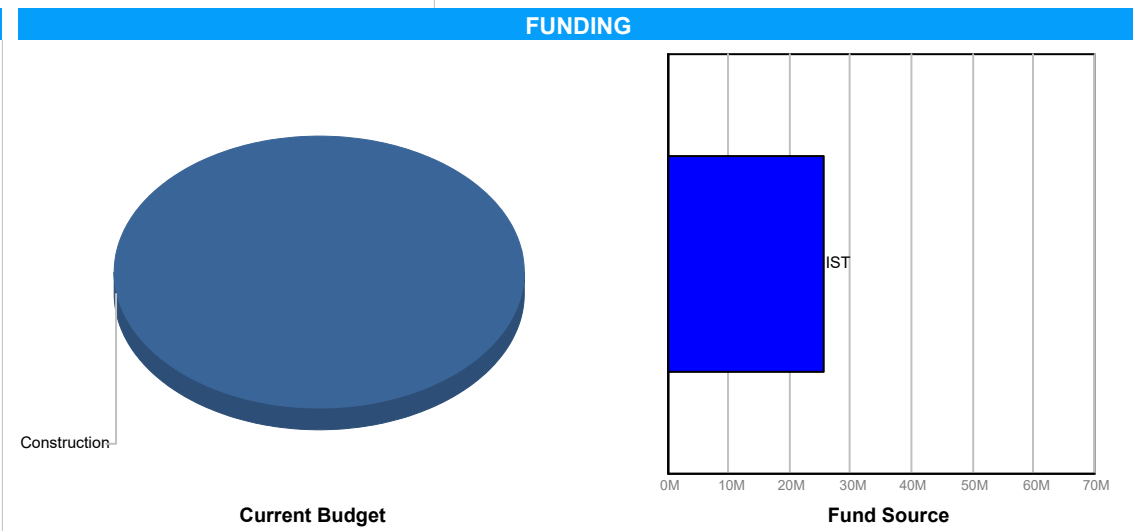
Data Date: 12/21/2023

Report Date: 12/31/2023

DESCRIPTION/TEAM	SCOPE	PHOTO
<p>Project Title: Housing Units for Homeless, Extremely Low Income, & Low Income</p> <p>Project Number: Q001</p> <p>BCC District: CW</p> <p>Delivery Method: TBD</p> <p>Category: H02-Housing</p> <p>Status: Varies</p> <p>Designer: Varies</p> <p>Contractor: Varies</p> <p>Project Manager: Varies</p>	<p>This project involves the delivery of housing units for use as temporary or longer term affordable housing for homeless and special populations.</p> <p>This Project is funded in: FY 2017 - FY 2026 for \$2,550,000 each year for a total of \$25,500,000.</p>	

SCHEDULE SUMMARY		
	Original	Actual
Project Start	9/1/2017	9/1/2017
Project Completion		

PARTICIPATION	
Consultant	
SBE	VARIES
Local	VARIES
WBE	VARIES
MBE	VARIES
Contractor	
SBE	VARIES
Local	VARIES
WBE	VARIES
MBE	VARIES



FINANCIAL SUMMARY				
	Project Budget	Committed	% Committed	Paid To Date
	A	B	C=B/A	D
Design	\$0	\$12,608	0.00%	\$12,608
Construction	\$25,500,000	\$9,136,060	35.83%	\$2,673,045
Furniture, Fixtures & Equipment	\$0	\$0	0.00%	\$0
Other	\$0	\$50,674	0.00%	\$50,674
Contingency	\$0	\$0	0.00%	\$0
TOTAL	\$25,500,000	\$9,199,342	36.08%	\$2,736,327

NOTES

This Project will fund multiple projects over a 10-year period per the direction provided by BCC on September 26, 2017, and February 26, 2019. The Cottage Homes pilot project by the WPB Housing Authority (\$6,073,458.06) broke ground on January 19, 2023 and construction is ongoing. The BCC approved an allocation of \$1M toward the renovation of a non-congregate shelter in Pahokee on Sept. 15, 2020 (\$621,000 expended). A \$2.5M allocation to the Belle Glade Housing Authority for the improvement of 534 housing units in Belle Glade was approved by the BCC on November 1, 2022 and work is ongoing.



Monthly Infrastructure Sales Tax Project Report

Large Cap Projects

Data Date: 12/21/2023

Report Date: 12/31/2023

DESCRIPTION/TEAM

SCOPE

PHOTO

Project Title: Countywide ADA Renovations

Project Number: Q002
 BCC District: CW
 Delivery Method: Annual Contract
 Category: G02-General Government Facilities
 Status: Construction
 Designer: Colome' and Associates
 Contractor: Varies
 Project Manager: Varies

Renovate multiple public facility restrooms to meet ADA requirements. The following locations are planned for renovation:
 Delray Health Clinic ADA Restrooms @ \$250K FY2017
 Lantana Health Clinic ADA Restrooms @ \$275K FY2022
 Lantana Health Clinic ADA Service Counter @ \$16K FY2022
 Jupiter Health Clinic ADA Restrooms @ \$64K FY2022
 West County Administration Building (aka Glades Office Building) ADA Improvements @ \$245K FY2022 and \$450K FY2023

This Project is funded in:
 FY 2017 \$250,000 FY 2024 \$700,000
 FY 2022 \$600,000 FY 2025 \$539,000
 FY 2023 \$450,000



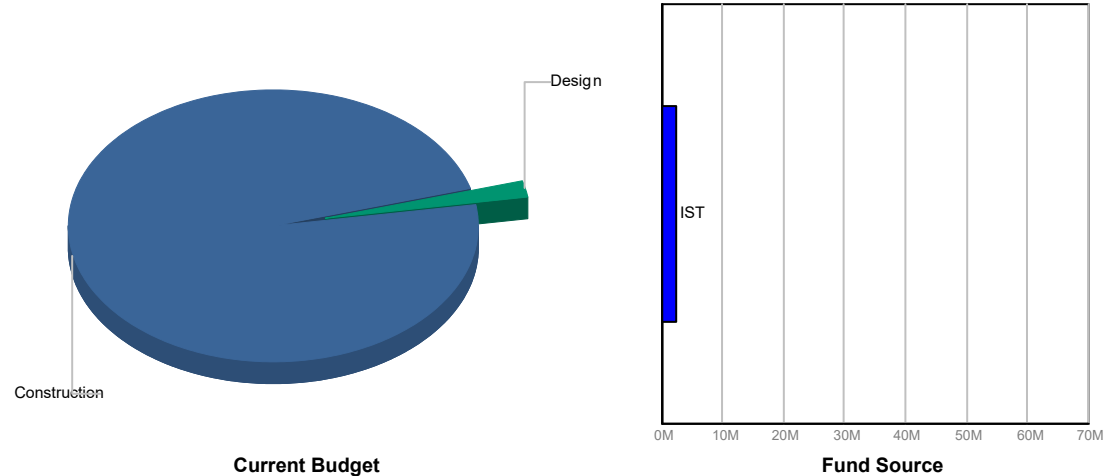
SCHEDULE SUMMARY

	Original	Actual
Delray Health Start	7/27/2017	7/27/2017
Delray Health Finish	12/21/2018	10/24/2022
Lantana Health Start	7/7/2017	7/7/2017
Lantana Health Finish	4/8/2018	
Lantana Health (Counters) Start	11/24/2020	11/24/2020
Lantana Health (Counters) Finish		
Jupiter Health Start	12/22/2020	12/22/2020
Jupiter Health Finish		
West County Admin Start	6/22/2022	6/1/2023
West County Admin Finish		

PARTICIPATION

- Consultant**
- SBE Varies
 - Local Varies
 - WBE Varies
 - MBE Varies
- Contractor**
- SBE Varies
 - Local Varies
 - WBE Varies
 - MBE Varies

FUNDING



FINANCIAL SUMMARY

	Project Budget	Committed	% Committed	Paid To Date
	A	B	C=B/A	D
Design	\$50,000	\$281,043	562.09%	\$223,560
Construction	\$2,486,000	\$815,317	32.80%	\$397,879
Furniture, Fixtures & Equipment	\$0	\$0	0.00%	\$0
Other	\$0	\$1,339	0.00%	\$1,339
Contingency	\$0	\$0	0.00%	\$0
TOTAL	\$2,536,000	\$1,097,699	43.28%	\$622,777

NOTES

Delray Health; Closed. Lantana Health; Countertop closeout in process. First-floor restrooms; processing final payment. Jupiter Health; Permit approved. Submittals are in process and change orders are in review. West County Administration Building revised conceptual ROM estimate received from Colome & Associates, which indicates a construction value of over \$4M. Received proposal from Saltz Michelson Architects and review in progress by CID.




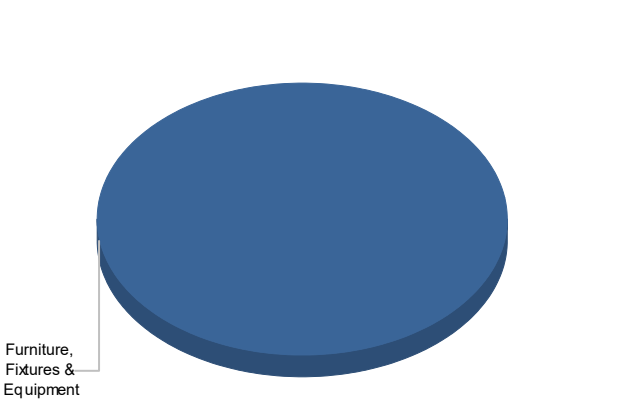
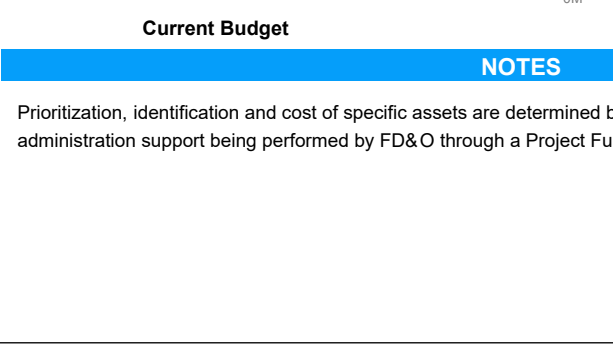
Monthly Infrastructure Sales Tax Project Report

Large Cap Projects

Data Date: 12/21/2023

Report Date: 12/31/2023

DESCRIPTION/TEAM	SCOPE	PHOTO
<p>Project Title: Vehicle Replacement</p> <p>Project Number: Q007 BCC District: Multiple Delivery Method: Direct Purchase Category: S04-Sheriff Status: Construction Designer: N/A Contractor: N/A Project Manager: Isami Ayala-Collazo</p>	<p>This project funds the replacement of PBSO public safety vehicles and related equipment (other than radios), tools and/or services.</p> <p>FY 18 Funds: \$3,650,513 FY 19 Funds: \$3,650,513 FY 20 Funds: \$3,650,514 FY 24 Funds: \$1,669,963</p>	

SCHEDULE SUMMARY	PARTICIPATION	FUNDING									
<table border="1"> <thead> <tr> <th></th> <th>Original</th> <th>Actual</th> </tr> </thead> <tbody> <tr> <td>1 Project Start</td> <td>10/1/2018</td> <td>5/1/2018</td> </tr> <tr> <td>2 Project Completion</td> <td>9/30/2024</td> <td></td> </tr> </tbody> </table>		Original	Actual	1 Project Start	10/1/2018	5/1/2018	2 Project Completion	9/30/2024		<p>Consultant</p> <p>SBE N/A Local N/A WBE N/A MBE N/A</p> <p>Contractor</p> <p>SBE N/A Local N/A WBE N/A MBE N/A</p>	 
	Original	Actual									
1 Project Start	10/1/2018	5/1/2018									
2 Project Completion	9/30/2024										

FINANCIAL SUMMARY				
	Project Budget	Committed	% Committed	Paid To Date
	A	B	C=B/A	D
Furniture, Fixtures & Equipment	\$12,621,503	\$11,972,440	94.86%	\$11,972,440
Other	\$0	\$0	0.00%	\$0
TOTAL	\$12,621,503	\$11,972,440	94.86%	\$11,972,440

NOTES

Prioritization, identification and cost of specific assets are determined by the Sheriff's Office with administration support being performed by FD&O through a Project Funding Agreement with the County.



Monthly Infrastructure Sales Tax Project Report

Large Cap Projects

Data Date: 12/21/2023

Report Date: 12/31/2023

DESCRIPTION/TEAM

SCOPE

PHOTO

Project Title: Animal Care & Control

Project Number: Q008
 BCC District: 02
 Delivery Method: Construction Manager at Risk
 Category: G02-General Government Facilities
 Status: Design
 Designer: PGAL
 Contractor: Wharton-Smith
 Project Manager: Rich Avery

The Animal Care & Control Renovation & Expansion project for the Belvedere Rd. campus includes: renovations to existing buildings for improved functionality; possible replacement of non-air conditioned kennel buildings with air-conditioned kennel buildings pending evaluation, pricing and approval; and the creation of new spaces necessary to facilitate current and future projected operational needs. The cost of the project includes cost-estimating services necessary in order to validate the project scope, which was derived jointly by FDO & the ACC Division via a needs assessment and programming document, as well as interim arrangements to sustain continuous operations during construction. Funding: FY 2019 IST \$6,000,000 FY 2020 IST \$7,000,000 FY 2025 IST \$35,289,104



SCHEDULE SUMMARY

	Original	Actual
PROGRAMMING	10/1/2018	10/1/2018
Commence Design Comparative Study	7/24/2019	7/24/2019
Design Start	2/3/2020	12/2/2020
Construction Start	12/1/2020	
Substantial Completion	7/3/2023	

PARTICIPATION

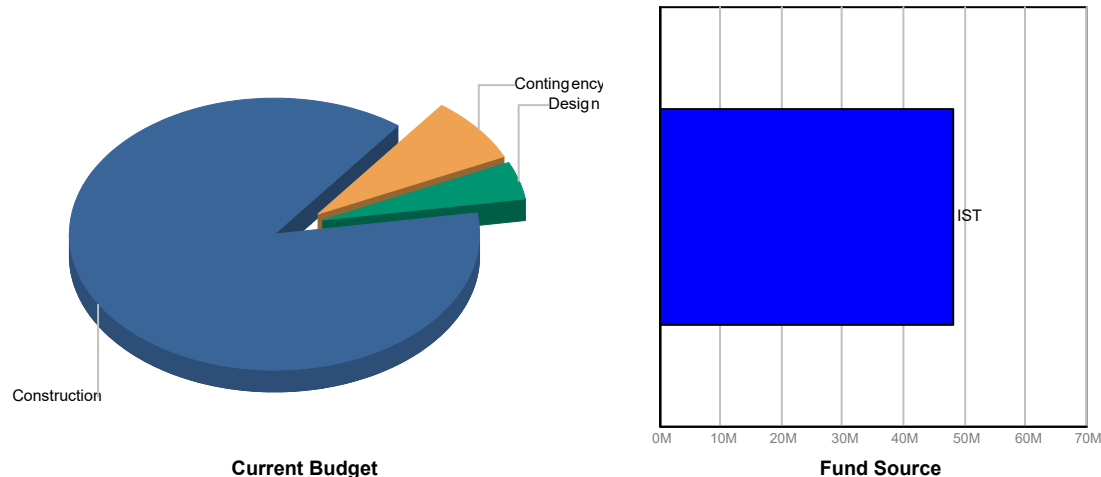
Consultant

SBE 20%
 Local 100%
 WBE N/A
 MBE N/A

Contractor

SBE 13.04%
 Local 13.04%
 WBE 13.04%
 MBE 13.04%

FUNDING



FINANCIAL SUMMARY

	Project Budget	Committed	% Committed	Paid To Date
	A	B	C=B/A	D
Design	\$2,100,000	\$882,713	42.03%	\$882,713
Construction	\$42,409,104	\$656,865	1.55%	\$633,941
Contingency	\$3,780,000	\$0	0.00%	\$0
TOTAL	\$48,289,104	\$1,539,578	3.19%	\$1,516,654

NOTES

BCC has approved the purchase of the adjacent property, and due diligence is in progress thru January 2024. Received the pre-construction services proposal from the construction manager, which is under review, and awaiting the consultant's CD design services phase proposal.



Monthly Infrastructure Sales Tax Project Report

Large Cap Projects

Data Date: 12/21/2023

Report Date: 12/31/2023

DESCRIPTION/TEAM

SCOPE

PHOTO

Project Title: Central County Housing Resource Center
Project Number: Q009
BCC District: 03
Delivery Method: Construction Manager at Risk
Category: H02-Housing
Status: Construction
Designer: Ohlson Lavoie Collaborative
Contractor: D Stephenson
Project Manager: Sunil Jagoo

The Homeless Resource Center 2 (HRC 2) is to provide an effective Crisis Response System that provides immediate and easy access to safe and decent temporary shelter to County residents that need it and aims to re-house people as quickly as possible while receiving wrap-around social services. The facility will compliment the County's existing Senator Philip D. Lewis Center in West Palm Beach and will consist of approximately 19,000 square feet to support 74 client beds, dining and service delivery/office areas, restrooms, laundry facilities, an intake lobby, and other incidental interior and exterior improvements. Co-located within the facility will be the improvements identified in the IST Project Plan titled PBSO Lake Worth West Substation. FY 2019 IST \$5,700,000 FY 2022 IST \$9,243,697



SCHEDULE SUMMARY

	Original	Actual
Program Development	11/1/2017	11/1/2017
Public Outreach	2/1/2019	2/1/2019
Design Team Solicitation	5/1/2019	9/30/2020
CM Solicitation	9/1/2019	11/26/2019
Schematic Design	11/11/2019	1/31/2020
Design Development	5/1/2020	9/28/2020
Construction Documents	10/1/2020	2/23/2021
Permitting	1/1/2021	11/1/2021
Construction Commencement	6/1/2021	5/10/2022
CO/Substantial Completion	9/1/2022	
Occupancy	10/3/2022	

PARTICIPATION

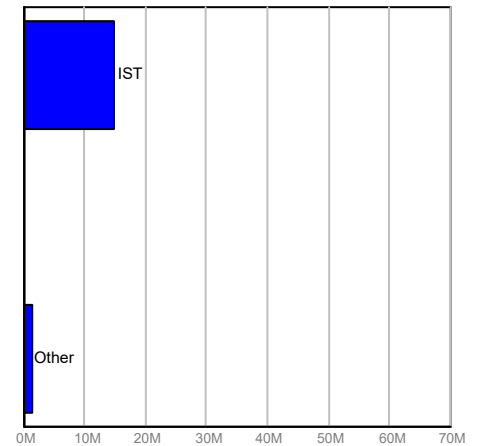
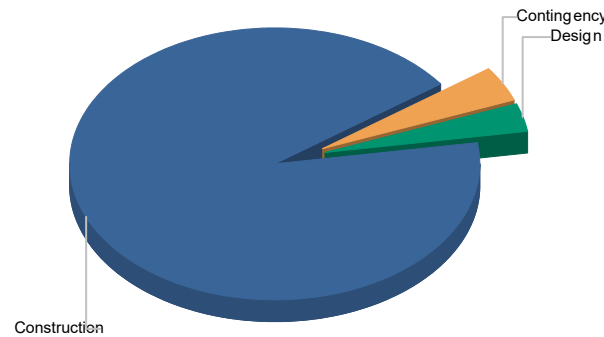
Consultant

- SBE 0%
- Local 25%
- WBE 0%
- MBE 0%

Contractor

- SBE N/A
- Local 100%
- WBE 6.9%
- MBE 22.4%

FUNDING



Current Budget

Fund Source

FINANCIAL SUMMARY

	Project Budget	Committed	% Committed	Paid To Date
	A	B	C=B/A	D
Design	\$550,000	\$147,726	26.86%	\$145,725
Construction	\$15,118,540	\$13,457,962	89.02%	\$12,100,527
Contingency	\$700,000	\$0	0.00%	\$0
TOTAL	\$16,368,540	\$13,605,688	83.12%	\$12,246,252

NOTES

A flow test was done on 1/3/24 and should be the last item needed for the PBCWU release of the water meter. This will allow a plumbing final and then TCO. Contractor is still working on punchlist items. A ribbon ceremony has been scheduled for 1/29/2024.



Monthly Infrastructure Sales Tax Project Report

Large Cap Projects

Data Date: 12/21/2023

Report Date: 12/31/2023

DESCRIPTION/TEAM

SCOPE

PHOTO

Project Title: South County Administrative Complex

Project Number: Q010
 BCC District: 07
 Delivery Method: Varies
 Category: G02-General Government Facilities
 Status: Design
 Designer: Varies
 Contractor: Varies
 Project Manager: Eric McClellan

This project funds essential Renewal and Replacement (R&R) needs to sustain the continuous operation of this 40+ year old complex prior to its future redevelopment. As such there is no defined scope of work. Any funds remaining at such time that redevelopment is funded would be utilized toward professional design services for the redevelopment. Funding includes \$3M each in FY 2020 and FY 2021, for a total of \$6M.



SCHEDULE SUMMARY

PARTICIPATION

FUNDING

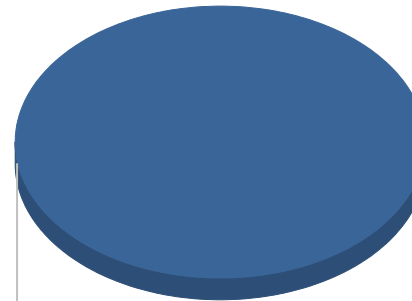
Original	Actual
N/A. See notes for current activity.	

Consultant

SBE Varies
 Local Varies
 WBE Varies
 MBE Varies

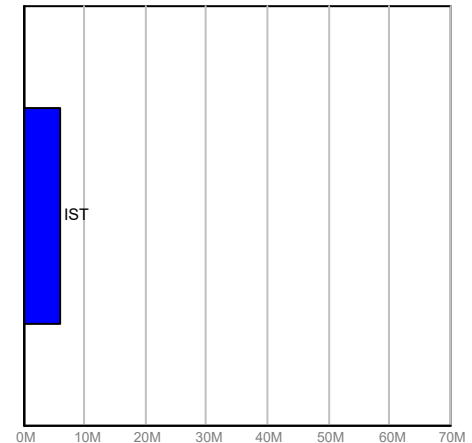
Contractor

SBE Varies
 Local Varies
 WBE Varies
 MBE Varies



Construction

Current Budget



Fund Source

FINANCIAL SUMMARY

NOTES

	Project Budget	Committed	% Committed	Paid To Date
	A	B	C=B/A	D
Construction	\$6,046,442	\$1,285,256	21.26%	\$753,709
Other	\$0	\$26,372	0.00%	\$20,898
TOTAL	\$6,046,442	\$1,311,628	21.69%	\$774,608

Paved vehicular surfaces throughout the complex are in need of R&R and work is approaching. Other work is also occurring on an as-needed basis to sustain operations. Zyscovich, LLC was competitively selected to provide professional master site planning, programming, investigation design, interior space planning, engineering, permitting and construction administration services for site redevelopment. The needs assessment and conceptual plans have been completed and the August 29, 2023 BCC Workshop concluded with direction to proceed with Option 1 contingent upon a satisfactory funding plan. Efforts on a funding plan and parking needs study are in progress.




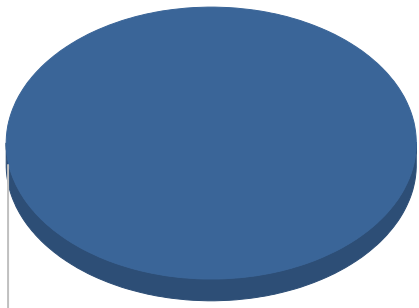
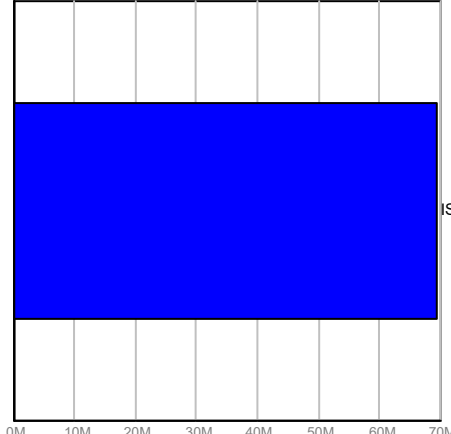
Monthly Infrastructure Sales Tax Project Report

Large Cap Projects

Data Date: 12/21/2023

Report Date: 12/31/2023

DESCRIPTION/TEAM	SCOPE	PHOTO
<p>Project Title: Government Center Renewal/Replacement</p> <p>Project Number: Q011</p> <p>BCC District: 02</p> <p>Delivery Method: Construction Manager at Risk</p> <p>Category: G02-General Government Facilities</p> <p>Status: Design</p> <p>Designer: Netta Architects</p> <p>Contractor: The Weitz Company LLC</p> <p>Project Manager: Jeffrey Halverson</p>	<p>This project includes but is not limited to upgrades and replacement of select building finishes and systems including security, HVAC, plumbing, fire alarm, fire sprinkler, electrical, low voltage, lighting, flooring and paint. The scope of the project will additionally include a building conditions assessment, program evaluation study, interior space planning and layout improvements. The proposed renovations to the Robert Weisman Governmental Center are designed to increase the functionality of key areas within the facility and bring the building up to current County standards.</p> <p>FY2022 IST \$8,000,000 FY2023 IST \$14,000,000 FY2024 IST \$10,000,000 FY2025 \$11,000,000</p> <p>FY2026 IST \$15,000,000 FY2027 IST \$11,500,000</p>	 <p>PBC Governmental Center</p>

SCHEDULE SUMMARY	PARTICIPATION	FUNDING																					
<table border="1"> <thead> <tr> <th></th> <th>Original</th> <th>Actual</th> </tr> </thead> <tbody> <tr> <td>CM RFP Proposals Due</td> <td>12/2/2021</td> <td>12/2/2021</td> </tr> <tr> <td>CM Shortlist Meeting</td> <td>1/19/2022</td> <td>3/15/2022</td> </tr> <tr> <td>Design RFP Final Selection</td> <td>11/8/2021</td> <td>9/30/2021</td> </tr> <tr> <td>Structural Assessment</td> <td>1/31/2023</td> <td>3/17/2023</td> </tr> <tr> <td>Building Construction Assesment</td> <td>6/1/2023</td> <td></td> </tr> <tr> <td>Life Cycle Analysis</td> <td>11/1/2023</td> <td></td> </tr> </tbody> </table>		Original	Actual	CM RFP Proposals Due	12/2/2021	12/2/2021	CM Shortlist Meeting	1/19/2022	3/15/2022	Design RFP Final Selection	11/8/2021	9/30/2021	Structural Assessment	1/31/2023	3/17/2023	Building Construction Assesment	6/1/2023		Life Cycle Analysis	11/1/2023		<p>Consultant</p> <ul style="list-style-type: none"> SBE 33% Local 100% WBE 100% MBE 100% <p>Contractor</p> <ul style="list-style-type: none"> SBE TBD Local TBD WBE TBD MBE TBD 	 <p>Construction</p>  <p>IST</p> <p>0M 10M 20M 30M 40M 50M 60M 70M</p>
	Original	Actual																					
CM RFP Proposals Due	12/2/2021	12/2/2021																					
CM Shortlist Meeting	1/19/2022	3/15/2022																					
Design RFP Final Selection	11/8/2021	9/30/2021																					
Structural Assessment	1/31/2023	3/17/2023																					
Building Construction Assesment	6/1/2023																						
Life Cycle Analysis	11/1/2023																						

FINANCIAL SUMMARY				
	Project Budget	Committed	% Committed	Paid To Date
	A	B	C=B/A	D
Construction	\$69,500,000	\$720,938	1.04%	\$348,618
TOTAL	\$69,500,000	\$720,938	1.04%	\$348,618

NOTES

The Programming Questionnaire has been issued to Department Heads. Three questionnaires received and interviews with all 7 BCC members are completed. Meetings are in the process to be scheduled with the Departments and the A/E firm (Netta Arch). This may start in mid-February 2024. A task order to the construction manager is in process to assist the A/E firm with the Building Condition Assessment NTP.



Monthly Infrastructure Sales Tax Project Report

Large Cap Projects

Data Date: 12/21/2023

Report Date: 12/31/2023

DESCRIPTION/TEAM

SCOPE

PHOTO

Project Title: Countywide Buildings
Renewal/Replacement

Project Number: Q014
 BCC District: CW
 Delivery Method: Varies
 Category: G02-General Government Facilities
 Status: Varies
 Designer: Varies
 Contractor: Varies
 Project Manager: Varies

This project addresses backlogged building system renewal and replacement, ranging from envelope components (roofs, walls, structural elements, window and weatherproofing), HVAC, plumbing, electrical, ceiling and lighting, back-up power, flooring and painting.

FY23 thru 26 \$16,063,200 and FY27 \$1,463,792



SCHEDULE SUMMARY

	Original	Actual
Projects Commencement	1/2/2023	5/17/2023
Projects Completion		

PARTICIPATION

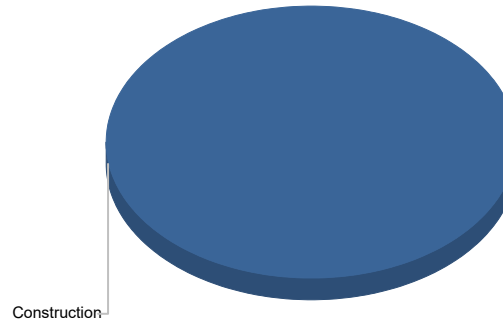
Consultant

- SBE Varies
- Local Varies
- WBE Varies
- MBE Varies

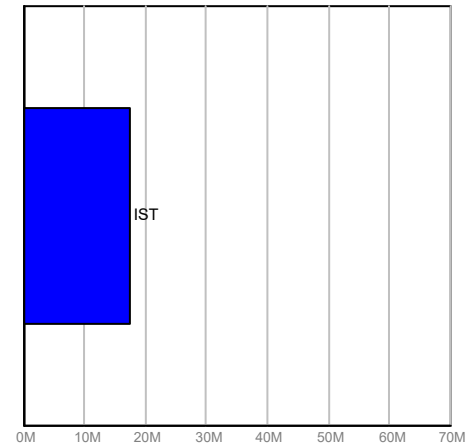
Contractor

- SBE Varies
- Local Varies
- WBE Varies
- MBE Varies

FUNDING



Current Budget



Fund Source

FINANCIAL SUMMARY

	Project Budget	Committed	% Committed	Paid To Date
	A	B	C=B/A	D
Construction	\$17,526,992	\$10,427	0.06%	\$10,427
TOTAL	\$17,526,992	\$10,427	0.06%	\$10,427

NOTES

FDO will target single scope of work projects commanding high dollar values or combined scopes of work at single buildings/facilities for this funding to simplify tracking and reporting.

Bids for Mid-County Senior Center roof replacement were received and BAS sent for approval.



Monthly Infrastructure Sales Tax Project Report

Large Cap Projects

Data Date: 12/21/2023

Report Date: 12/31/2023

DESCRIPTION/TEAM	SCOPE	PHOTO
<p>Project Title: In car cameras</p> <p>Project Number: Q016 BCC District: CW Delivery Method: Direct Purchase Category: S04-Sheriff Status: Procurement Designer: N/A Contractor: N/A Project Manager: Isami Ayala-Collazo</p>	<p>This project funds the purchase of PBSO, in-car and integrated body-worn cameras, and related devices and services.</p> <p>FY 23 Funds: \$10,951,540</p>	

SCHEDULE SUMMARY	PARTICIPATION	FUNDING						
<table border="1"> <thead> <tr> <th></th> <th>Original</th> <th>Actual</th> </tr> </thead> <tbody> <tr> <td>N/A</td> <td></td> <td></td> </tr> </tbody> </table>		Original	Actual	N/A			<p>Consultant</p> <ul style="list-style-type: none"> SBE N/A Local N/A WBE N/A MBE N/A <p>Contractor</p> <ul style="list-style-type: none"> SBE N/A Local N/A WBE N/A MBE N/A 	
	Original	Actual						
N/A								

FINANCIAL SUMMARY				
	Project Budget	Committed	% Committed	Paid To Date
	A	B	C=B/A	D
Construction	\$0	\$0	0.00%	\$0
Other	\$10,951,540	\$8,759,228	79.98%	\$8,759,228
TOTAL	\$10,951,540	\$8,759,228	79.98%	\$8,759,228

NOTES

Prioritization, identification and cost of specific assets are determined by the Sheriff's Office with administration support being performed by FD&O through a Project Funding Agreement with the County.



Monthly Infrastructure Sales Tax Project Report

Large Cap Projects

Data Date: 12/21/2023

Report Date: 12/31/2023

DESCRIPTION/TEAM

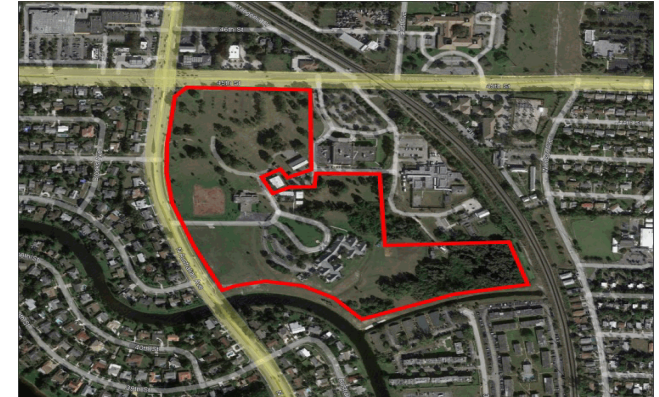
SCOPE

PHOTO

Project Title: 810 Datura Building Replacement

Project Number: Q018
 BCC District: 07
 Delivery Method: CMAR
 Category: G02-General Government Facilities
 Status: Design
 Designer: Alfonso Hernandez Architect, LLC
 Contractor: TBD
 Project Manager: Terri Wolfe

This project relocates the Community Services Department from 810 Datura Street to the County's 45th Street Complex. The result will be a modern office building to replace the existing facility which is 50+ years old, providing adequate space for services and programs into the future.
 FY 2023 - \$2,600,000
 FY 2025 - \$5,000,000
 FY 2026 - \$21,260,000



SCHEDULE SUMMARY

PARTICIPATION

FUNDING

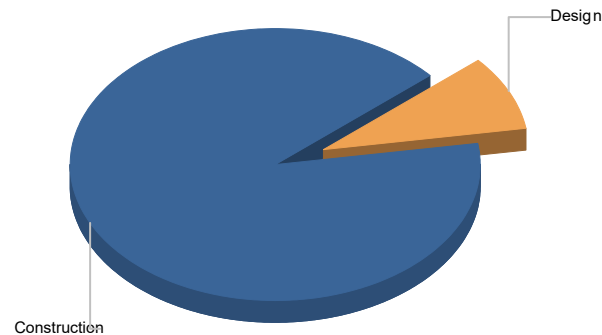
	Original	Actual
Project Start	10/1/2024	2/9/2022
Programming	5/12/2023	5/12/2023
Design	8/1/2023	8/1/2023
Construction Commencement		
Construction Completion		

Consultant

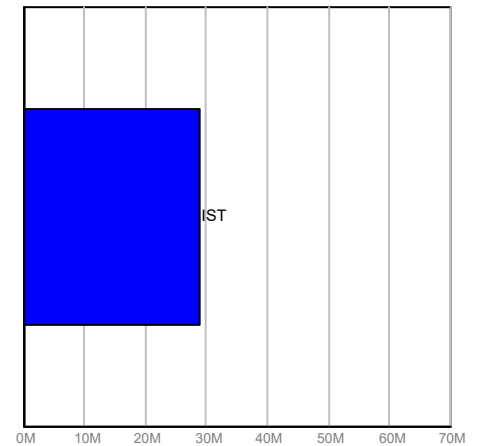
SBE TBD
 Local TBD
 WBE TBD
 MBE TBD

Contractor

SBE TBD
 Local TBD
 WBE TBD
 MBE TBD



Current Budget



Fund Source

FINANCIAL SUMMARY

NOTES

	Project Budget	Committed	% Committed	Paid To Date
	A	B	C=B/A	D
Design	\$2,600,000	\$5,363	0.21%	\$5,363
Construction	\$26,260,000	\$2,354,733	8.97%	\$277,887
TOTAL	\$28,860,000	\$2,360,096	8.18%	\$283,250

In response to a Development and Conveyance Agreement approved by the BCC on 8/23/2022 that committed the 810 Datura Street property to the University of Florida, design immediately commenced. Competitive Selection resulted in the recommendation of Alfonso Hernandez Architect, LLC. An advance of \$2.6M to commence design received BCC approval. Various surveys and programming are now complete. Preliminary space plans are being developed in conjunction with the user department. Conceptual master plans being refined, and CMAR RFP presentation scheduled for Jan 22, 2024.



Monthly Infrastructure Sales Tax Project Report

Large Cap Projects

Data Date: 12/21/2023

Report Date: 12/31/2023

DESCRIPTION/TEAM

SCOPE

PHOTO

Project Title: Detention Center Facilities R/R (Phases 3-5)
Project Number: Q019
BCC District: 03
Delivery Method: Construction Management
Category: S06-Sheriff - FDO
Status: Construction
Designer: Leo A. Daly
Contractor: Hedrick Brothers Construction
Project Manager: Jeffrey Halverson

Phases 3-5 consist of the East Tower and West Tower which are located at the Main Detention Center. The West Detention Center is located in Belle Glade. The design for both towers and the West Detention Center will require repairing and replacing MEP, Fire Sprinkler System, Low Voltage Systems and interior finishes.
 Detention Center Facilities R/R (Phases 3-5)
 FY 2018 IST \$8,500,000
 FY 2019 IST \$14,700,000
 FY 2020 IST \$9,800,000
 FY 2022 IST \$10,000,000



SCHEDULE SUMMARY

	Original	Actual
East Tower Design Start	11/12/2018	7/11/2019
East Tower Construction Start-Phase 3	10/14/2019	11/18/2020
East Tower Substantial Completion	5/11/2022	12/11/2023
West Tower Design Start-Phase 4	3/8/2022	
West Tower Construction Start-Phase 4	1/2/2024	

PARTICIPATION

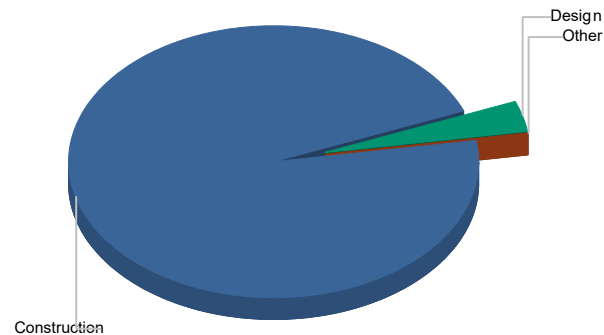
Consultant

SBE 19.88%
 Local 67%
 WBE N/A
 MBE N/A

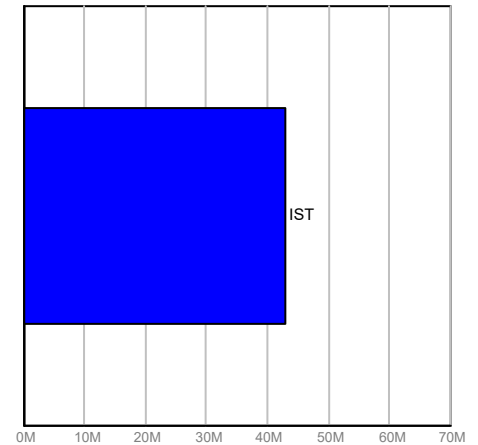
Contractor

SBE 63%
 Local 84%
 WBE N/A
 MBE N/A

FUNDING



Current Budget



Fund Source

FINANCIAL SUMMARY

	Project Budget	Committed	% Committed	Paid To Date
	A	B	C=B/A	D
Design	\$1,500,000	\$2,067,346	137.82%	\$1,602,174
Construction	\$41,475,692	\$26,635,100	64.22%	\$24,026,040
Other	\$24,308	\$1,328,794	5,466.49%	\$952,935
Contingency	\$0	\$0	0.00%	\$0
TOTAL	\$43,000,000	\$30,031,240	69.84%	\$26,581,150

NOTES

Plans have been submitted for preliminary review for phase IV. Hold up due to some scope increase. GMP for phase IV will be prepared in May 2024.



Monthly Infrastructure Sales Tax Project Report

Large Cap Projects

Data Date: 12/21/2023

Report Date: 12/31/2023

DESCRIPTION/TEAM

SCOPE

PHOTO

Project Title: West Boynton Park Athletic Field Renovations Sports Turf
Project Number: T002
BCC District: 02
Delivery Method: TBD
Category: A06-Athletic Field Renovations
Status: Design
Designer: Florida Transportation Engineering
Contractor: LTG Sports Turf One
Project Manager: Stuart Patterson

Replacement of existing grass field turf with synthetic turf on multi-purpose field 1 & 2.
Funded:
 FY 2017 \$2,000,000
 FY 2018 (\$1,011,658)
 FY 2022 \$1,196,658



SCHEDULE SUMMARY

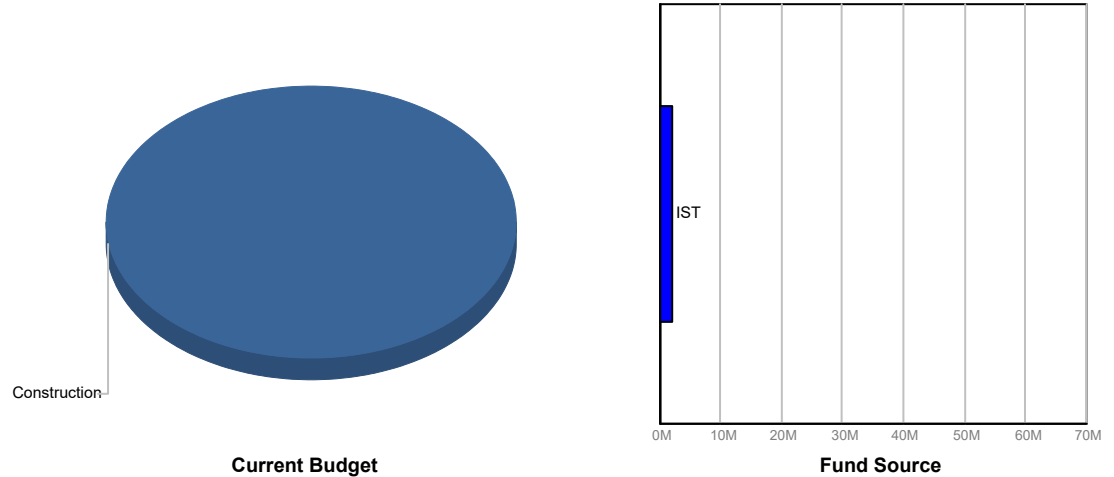
	Original	Actual
Begin Existing Site Surveys	1/29/2020	1/29/2020
Complete Existing Site Surveys	6/30/2020	3/9/2020
Finalization of Existing Site Surveys	8/30/2020	10/16/2020
Design RFP Proposals Due	9/4/2020	9/10/2020
Design RFP Final Selection	10/29/2020	10/29/2020
Consultant Contract Issuance	12/14/2020	4/20/2021
Design Completion	12/31/2021	
Turf Supplier RFP Proposal Due	4/30/2022	

PARTICIPATION

Consultant
 SBE 25%
 Local 25%
 WBE 0%
 MBE 6.13%

Contractor
 SBE N/A
 Local N/A
 WBE N/A
 MBE N/A

FUNDING



FINANCIAL SUMMARY

	Project Budget	Committed	% Committed	Paid To Date
	A	B	C=B/A	D
Design	\$0	\$179,794	0.00%	\$70,720
Construction	\$2,185,000	\$20,219	0.93%	\$20,219
Furniture, Fixtures & Equipment	\$0	\$0	0.00%	\$0
Other	\$0	\$459	0.00%	\$459
Contingency	\$0	\$0	0.00%	\$0
TOTAL	\$2,185,000	\$200,472	9.17%	\$91,398

NOTES

LTG Sports Turf One selected as CM for the project. CM goal setting is complete, and the contract award was approved by BCC on 9/19/23. GMP is scheduled for the OEBO mid-January goal-setting meeting. Water Management permit meetings are currently in process. Building permits submission to commence after initial meetings with Water Management. Project team meetings are held on the 1st and 3rd Wednesday of each month.



Monthly Infrastructure Sales Tax Project Report

Large Cap Projects

Data Date: 12/21/2023

Report Date: 12/31/2023

DESCRIPTION/TEAM

SCOPE

PHOTO

Project Title: Buttonwood Park

Project Number: T003
 BCC District: 03
 Delivery Method: TBD
 Category: A06-Athletic Field Renovations
 Status: Design
 Designer: Florida Transportation Engineering
 Contractor: LTG Sports Turf One
 Project Manager: Stuart Patterson

Replacement of existing grass field turf with synthetic turf on multi-purpose field 2 & 3
 Funded:
 FY 2017 \$1,500,000
 FY 2018 (\$1,488,342)
 FY 2021 \$900,000
 FY 2022 \$1,963,342



SCHEDULE SUMMARY

	Original	Actual
Begin Existing Site Surveys	1/29/2020	1/29/2020
Complete Existing Site Surveys	8/30/2020	5/18/2021
Finalization of Existing Site Surveys	8/30/2020	8/23/2021
Design RFP Proposals Due	9/4/2020	9/10/2020
Consultant Contract Issuance	12/14/2020	4/20/2021
Design Completion	12/31/2021	
Turf Supplier RFP Proposal Due	4/30/2022	

PARTICIPATION

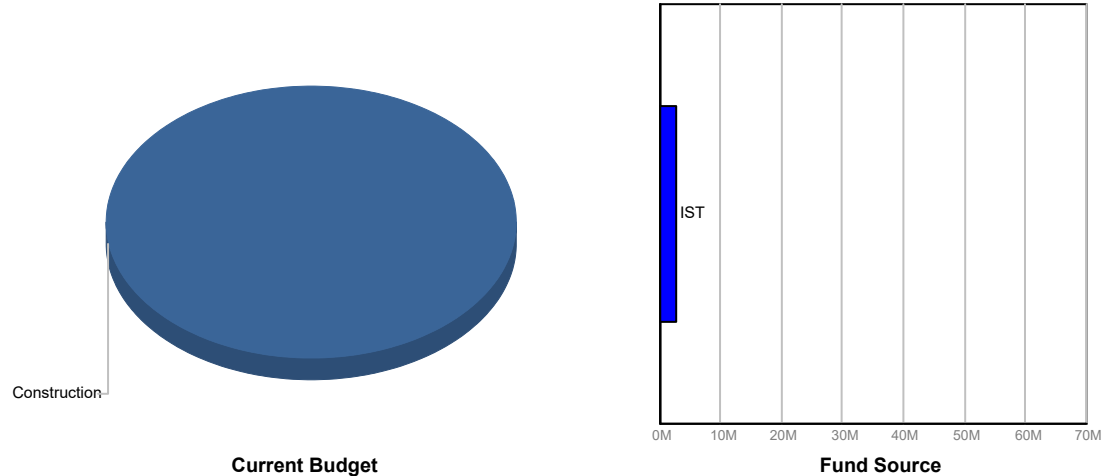
Consultant

SBE 25%
 Local 25%
 WBE 0%
 MBE 6.13%

Contractor

SBE N/A
 Local N/A
 WBE N/A
 MBE N/A

FUNDING



FINANCIAL SUMMARY

	Project Budget	Committed	% Committed	Paid To Date
	A	B	C=B/A	D
Design	\$0	\$191,577	0.00%	\$79,326
Construction	\$2,875,000	\$39,492	1.37%	\$39,492
Furniture, Fixtures & Equipment	\$0	\$0	0.00%	\$0
Other	\$0	\$12,458	0.00%	\$12,458
Contingency	\$0	\$0	0.00%	\$0
TOTAL	\$2,875,000	\$243,528	8.47%	\$131,277

NOTES

LTG Sports Turf One selected as CM for the project. CM goal setting is complete, and the contract award was approved by BCC on 9/19/23. GMP is scheduled for the OEBO mid-January goal-setting meeting. Water Management permit meetings are currently in process. Building permits submission to commence after initial meetings with Water Management. Project team meetings are held on the 1st and 3rd Wednesday of each month.



Monthly Infrastructure Sales Tax Project Report

Large Cap Projects

Data Date: 12/21/2023

Report Date: 12/31/2023

DESCRIPTION/TEAM

SCOPE

PHOTO

Project Title: Community Park - New Development

Construction of neighborhood park facilities for underserved Countywide Community Revitalization Team (CCRT) areas.

Project Number: T004
 BCC District: Multiple
 Delivery Method: Varies
 Category: N02-New Park Development
 Status: Varies
 Designer: Varies
 Contractor: Varies
 Project Manager: Varies

FY 2017 IST: \$1,000,000
 FY 2021 IST: \$4,900,000
 FY 2022 IST: (\$3,900,000)
 FY 2024 IST: \$3,000,000



SCHEDULE SUMMARY

PARTICIPATION

FUNDING

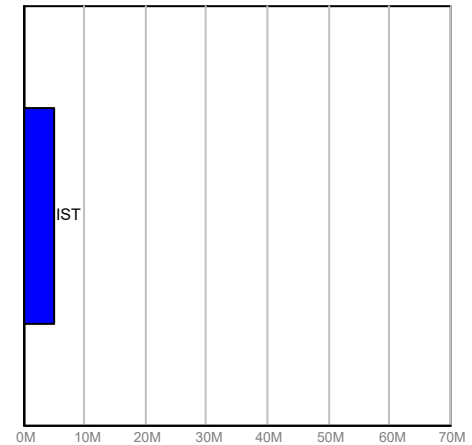
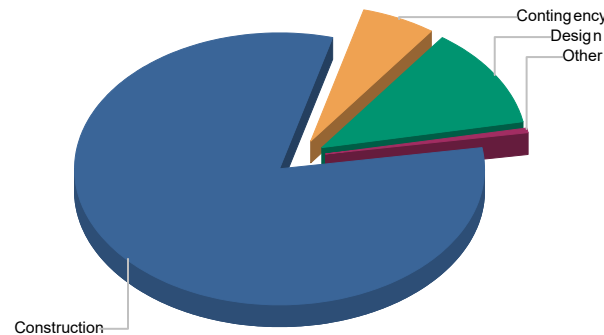
Original	Actual
Varies by location. Work ongoing	

Consultant

SBE Varies
 Local Varies
 WBE Varies
 MBE Varies

Contractor

SBE Varies
 Local Varies
 WBE Varies
 MBE Varies



Current Budget

Fund Source

FINANCIAL SUMMARY

NOTES

	Project Budget	Committed	% Committed	Paid To Date
	A	B	C=B/A	D
Design	\$590,000	\$695,855	117.94%	\$593,690
Construction	\$4,082,035	\$186,556	4.57%	\$117,525
Furniture, Fixtures & Equipment	\$0	\$0	0.00%	\$0
Other	\$32,965	\$33,190	100.68%	\$33,190
Contingency	\$295,000	\$0	0.00%	\$0
TOTAL	\$5,000,000	\$915,601	18.31%	\$744,405

Bridgeman; Construction of a .32 acre neighborhood park on a WUD parcel to serve the Belvedere Heights CCRT neighborhood within the Westgate CRA. Completed in 5/2020 with \$32,415 of IST funds. Paulette Burdick; Construction of a +/- 4 acre community park within Cam Estates CCRT neighborhood. 65% DD in review, community outreach conducted 3/25/2023 and application for Building Permit anticipated 1/2024. Gramercy; Construction of a +/- 11,000 sq. ft. neighborhood center and passive park. Received 100% CD's. GMP BCC for approval 1/23/2024. Project budget includes \$500k of IST funds for design and permitting, with construction funding from a CDBG award and IST Program Reserves.




Monthly Infrastructure Sales Tax Project Report

Large Cap Projects

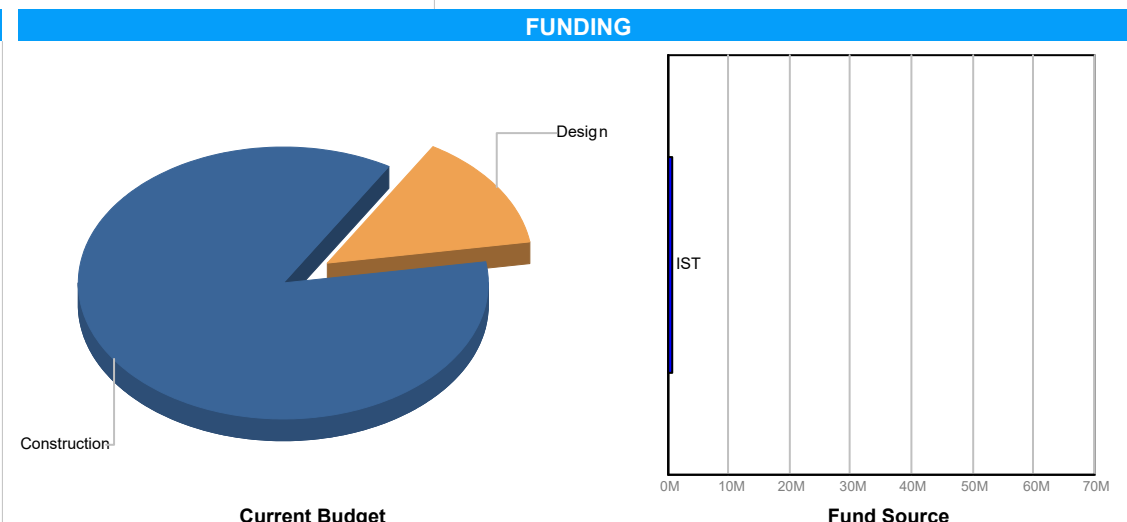
Data Date: 12/21/2023

Report Date: 12/31/2023

DESCRIPTION/TEAM	SCOPE	PHOTO
<p>Project Title: FY2020 Sports Field Lighting Replacement</p> <p>Project Number: T010</p> <p>BCC District: Multiple</p> <p>Delivery Method: Sports Field Lighting Annual</p> <p>Category: S12-Sports Lighting Replacement</p> <p>Status: Construction</p> <p>Designer: JLRD Engineers</p> <p>Contractor: Various</p> <p>Project Manager: Stuart Patterson</p>	<p>Lake Lytal Athletic Courts, Haverhill Tennis & Racquetball Courts, BASCR Basketball Courts, Duncan Padgett Park Raquetball Courts</p> <p>FY 2020 IST = \$1,300,000</p> <p>FY 2021 IST = (\$100,000)</p> <p>FY 2022 IST = (\$273,000)</p>	

SCHEDULE SUMMARY		
	Original	Actual
Project Start	6/29/2017	7/18/2019
Design Start	11/6/2020	11/6/2020
Design Completion	4/2/2021	4/2/2021
Final Completion	12/31/2022	
Bidding Package 1	6/14/2021	6/14/2021
Construction Start Package 1	2/14/2022	2/14/2022
Construction Completion Package 1		
Bidding Package 2	5/19/2022	
Construction Start Package 2		
Construction Completion Package 2		
Bidding Package 3		
Construction Start Package 3		
Construction Completion Package 3		

PARTICIPATION	
Consultant	
SBE	100%
Local	100%
WBE	N/A
MBE	N/A
Contractor	
SBE	TBD
Local	TBD
WBE	TBD
MBE	TBD



FINANCIAL SUMMARY				
	Project Budget	Committed	% Committed	Paid To Date
	A	B	C=B/A	D
Design	\$130,000	\$503,749	387.50%	\$496,149
Construction	\$797,000	\$349,716	43.88%	\$330,128
TOTAL	\$927,000	\$853,465	92.07%	\$826,277

NOTES

Lake Lytal Racquetball: Project on hold (separate project). South County Basketball: Construction complete. Haverhill Tennis: Construction complete. Haverhill Racquetball- Project on hold. Duncan Padgett Picnic Area - Awaiting project approach from Parks to proceed.



Monthly Infrastructure Sales Tax Project Report

Large Cap Projects

Data Date: 12/21/2023

Report Date: 12/31/2023

DESCRIPTION/TEAM

SCOPE

PHOTO

Project Title: FY2021 Sports Lighting Replacement

Caloosa Park Athletic Courts, Seminole Palms BF 1-8 & MPF 9-11, BASCR Tennis Courts, Carlin Park Tennis Courts, Veterans Park Tennis & Bball Courts, Dyer Park Basketball Courts, Lake Lytal Tball.



Project Number: T011
 BCC District: Multiple
 Delivery Method: Sports Field Lighting Annual
 Category: S12-Sports Lighting Replacement
 Status: Design
 Designer: JLRD Engineers
 Contractor: Various
 Project Manager: Stuart Patterson

FY 2021 IST \$4,050,000.
 FY 2022 IST (\$301,000)

SCHEDULE SUMMARY

	Original	Actual
Project Start	6/29/2017	6/29/2017
Design Start	11/6/2020	11/6/2020
Design Completion	4/2/2021	4/2/2021
Final Completion	12/31/2022	
Bidding Package 1	6/14/2021	6/14/2021
Construction Start Package 1	4/11/2022	
Construction Completion Package 1		
Bidding Package 2	6/2/2022	6/2/2022
Construction Start Package 2		
Construction Completion Package 2		
Bidding Package 3		
Construction Start Package 2		
Construction Completion Package 3		

PARTICIPATION

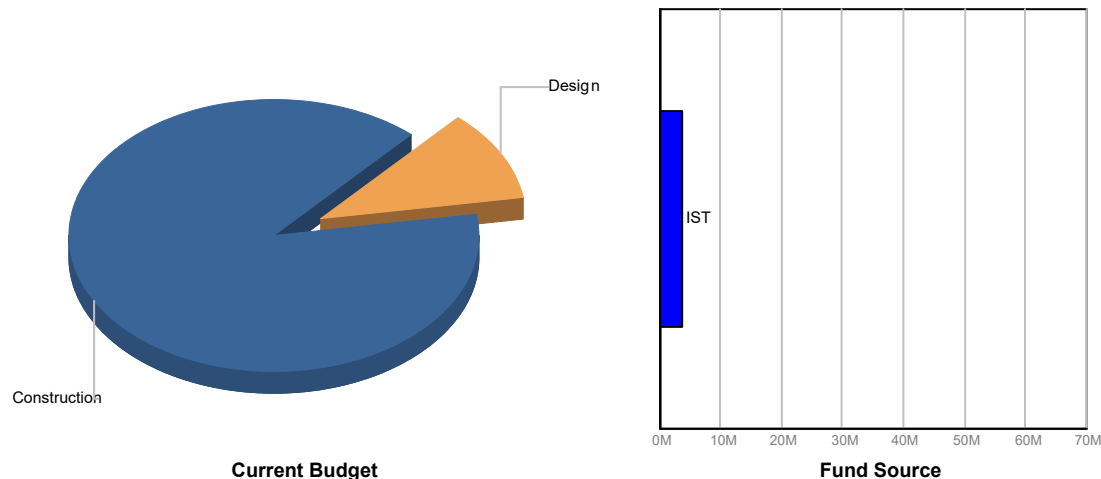
Consultant

- SBE 100%
- Local 100%
- WBE N/A
- MBE N/A

Contractor

- SBE 3.60%
- Local 100%
- WBE N/A
- MBE N/A

FUNDING



FINANCIAL SUMMARY

	Project Budget	Committed	% Committed	Paid To Date
	A	B	C=B/A	D
Design	\$405,000	\$249,166	61.52%	\$133,220
Construction	\$3,326,949	\$2,561,477	76.99%	\$2,405,237
TOTAL	\$3,731,949	\$2,810,643	75.31%	\$2,538,457

NOTES

Carlin Tennis - Project complete and closed. Lake Lytal Ballfield -Project complete and closed. Seminole Palms Ballfield & MPF - Project complete and closed. South County Tennis -Project complete and closed. Caloosa Basketball & Tennis - Project complete and closed. Caloosa Racquetball- construction anticipated being complete in Spring 2024 . Dyer Basketball -Project complete and closed. Veterans Memorial Tennis & Basketball – Project complete and closed.




Monthly Infrastructure Sales Tax Project Report

Large Cap Projects

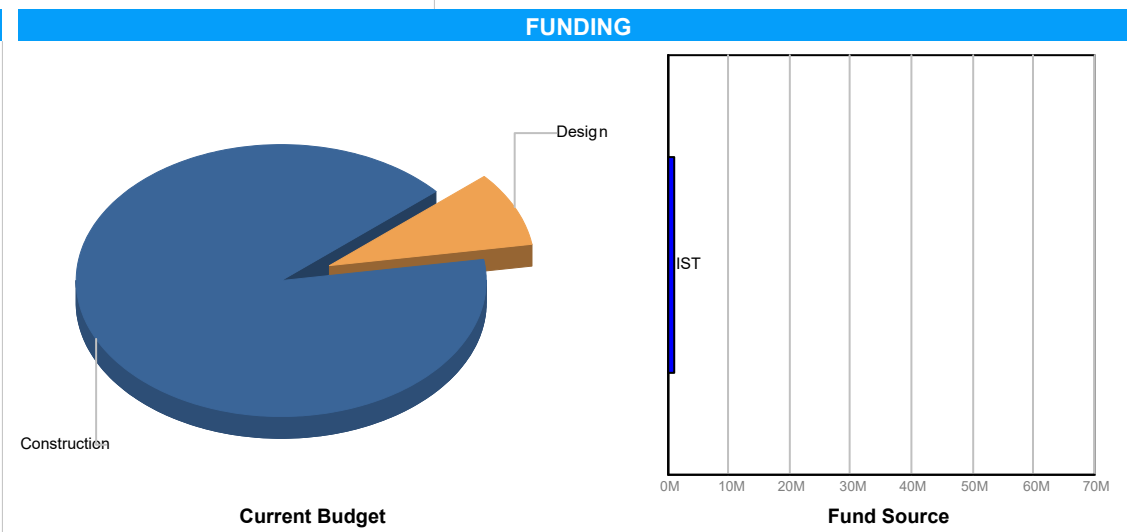
Data Date: 12/21/2023

Report Date: 12/31/2023

DESCRIPTION/TEAM	SCOPE	PHOTO
<p>Project Title: FY2022 Sports Field Lighting Replacement</p> <p>Project Number: T012</p> <p>BCC District: Multiple</p> <p>Delivery Method: Sports Field Lighting Annual</p> <p>Category: S12-Sports Lighting Replacement</p> <p>Status: Construction</p> <p>Designer: JLRD</p> <p>Contractor: Davco</p> <p>Project Manager: Stuart Patterson</p>	<p>Replacement of Sports Field Lighting at Caloosa Park Ballfields 4-7.</p> <p>FY 2022 IST Funds = \$1,004,000</p>	

SCHEDULE SUMMARY		
	Original	Actual
Project Start	6/19/2023	7/6/2023
Project Completion	9/4/2023	

PARTICIPATION	
Consultant	
SBE	100%
Local	100%
WBE	N/A
MBE	N/A
Contractor	
SBE	3.60%
Local	100%
WBE	0%
MBE	0%



FINANCIAL SUMMARY				
	Project Budget	Committed	% Committed	Paid To Date
	A	B	C=B/A	D
Design	\$90,000	\$0	0.00%	\$0
Construction	\$914,000	\$240,858	26.35%	\$240,858
TOTAL	\$1,004,000	\$240,858	23.99%	\$240,858

NOTES

Project is complete and closed. Type 1 transfer forthcoming.



Monthly Infrastructure Sales Tax Project Report

Large Cap Projects

Data Date: 12/21/2023

Report Date: 12/31/2023

DESCRIPTION/TEAM

Project Title: Bert Winters Park Redevelopment

Project Number: T041
 BCC District: 01
 Delivery Method: Annual Contract
 Category: E02-Existing Park Redevelopment or Expansion
 Status: Design
 Designer: Architecture Green
 Contractor: TBD
 Project Manager: Sunil Jagoo

SCOPE

Demolish former PBMI building, tennis courts, and playground. Remove lights and poles servicing Field 2. Renovate Baseball Field 1. Construct new regulation 220' x 360' multipurpose field. Construct new 30' x 60' rental pavilion. Construct new playground area. Renovate existing day use dock for public use. Construct new paved parking, curbing, landscaping, sidewalks and picnic areas. Install new underground infrastructure and site lighting.
 FY 2019 IST \$200,000
 FY 2021 IST \$1,500,000
 \$200K FRDAP Phase II Redevelopment Grant (Construction)
 \$220K FIND Phase II Planning, Design and Permitting Costs
 \$1M FIND Phase II Redevelopment (Construction) – Application pending

PHOTO



SCHEDULE SUMMARY

	Original	Actual
Project Start	8/22/2019	8/22/2019
Asbestos Report Initiated	8/23/2019	8/23/2019
Asbestos Report Completion	10/1/2019	10/1/2019
Demolition Start	11/12/2019	4/16/2020
Demolition Completion	12/5/2019	8/17/2020
Design Completion	7/1/2020	11/16/2022
Permitting Start(Dock)	7/15/2020	11/30/2022
Permitting Completion(Dock)	12/31/2020	3/29/2023
Permitting Start(Site)		

PARTICIPATION

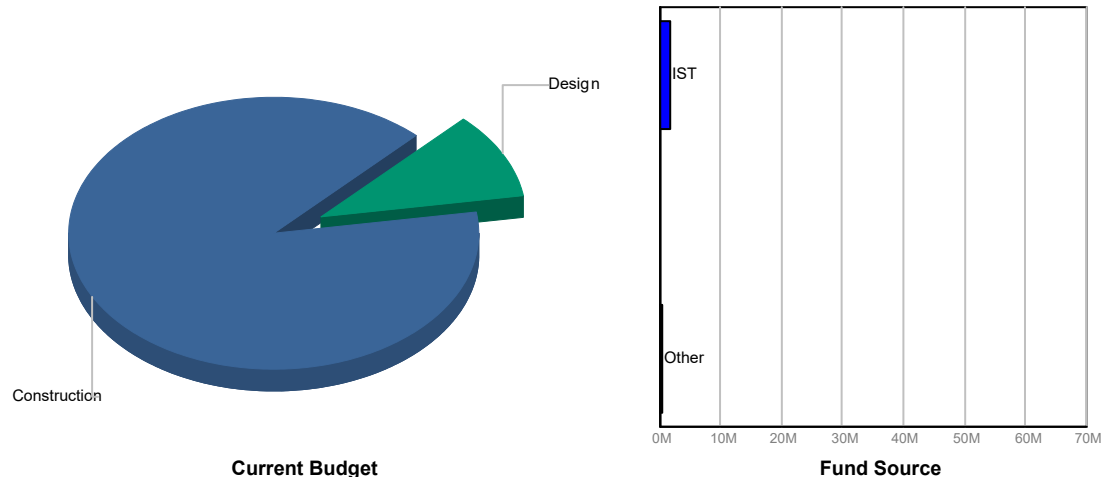
Consultant

SBE 89.28%
 Local 100%
 WBE N/A
 MBE N/A

Contractor

SBE TBD
 Local TBD
 WBE TBD
 MBE TBD

FUNDING



FINANCIAL SUMMARY

	Project Budget	Committed	% Committed	Paid To Date
	A	B	C=B/A	D
Design	\$220,000	\$0	0.00%	\$0
Construction	\$1,900,000	\$819,042	43.11%	\$367,115
Other	\$0	\$10,958	0.00%	\$10,958
Contingency	\$0	\$270	0.00%	\$270
TOTAL	\$2,120,000	\$830,270	39.16%	\$378,342

NOTES

The Construction Documents were split up into two phases; the docks and the remainder of the site. The drainage permit for the remainder of the site was submitted for review, and comments came back, which required a revision to the drainage plans. The revised drainage plans and the building permit plans for the rest of the site were submitted for review. At this point, documents for all permits are now submitted for review and approval.



Monthly Infrastructure Sales Tax Project Report

Large Cap Projects

Data Date: 12/21/2023

Report Date: 12/31/2023

DESCRIPTION/TEAM

SCOPE

PHOTO

Project Title: Aqua Crest Pool Facility Replacement

Project Number: T077
 BCC District: 07
 Delivery Method: CMR
 Category: A02-Aquatic Facility Repair and Replacement
 Status: Design
 Designer: Ohlson Lavoie Collaborative
 Contractor: TBD
 Project Manager: Michael Jenner

The work consist of the design and renovation of the existing Aqua Crest pool facility. The scope includes but is not limited to: pool improvements such as leak detection, re-surface, lane marker replacement, filtration system replacement; pool deck renovations; demolition of wadding pool; new splash pad; relocation of ticketing booth, admin offices, guards room and weight's room; bathroom renovations; new shade structures and Marquee sign.
 FY 2019 IST: \$6,000,000
 FY 2022 IST: (\$5,000,000)
 FY 2023 IST: \$11,152,500



SCHEDULE SUMMARY

	Original	Actual
Pre-Scope meeting	2/20/2019	2/20/2019
Design Services Advertisement	6/17/2019	8/4/2019
Consultant BCC Approval	1/14/2020	5/5/2020
Design Start	1/21/2020	6/6/2023
Construction Start	3/9/2021	
Substantial Completion	3/8/2022	
Project Close-out	5/3/2022	

PARTICIPATION

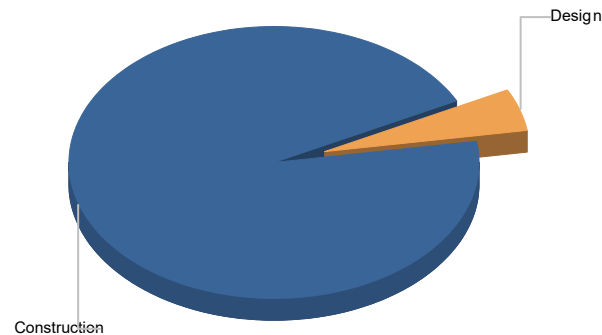
Consultant

SBE 29%
 Local N/A
 WBE N/A
 MBE N/A

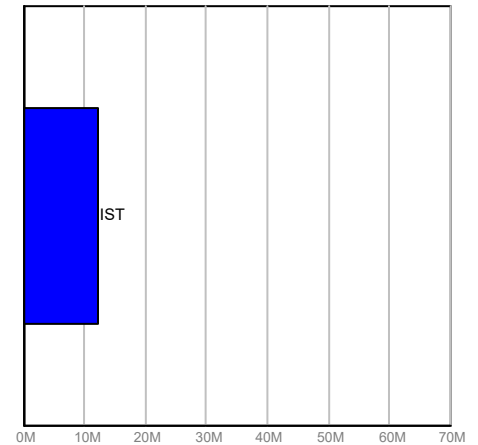
Contractor

SBE TBD
 Local TBD
 WBE TBD
 MBE TBD

FUNDING



Current Budget



Fund Source

FINANCIAL SUMMARY

	Project Budget	Committed	% Committed	Paid To Date
	A	B	C=B/A	D
Design	\$600,000	\$125,970	20.99%	\$108,704
Construction	\$11,552,500	\$36,158	0.31%	\$36,158
TOTAL	\$12,152,500	\$162,128	1.33%	\$144,862

NOTES

Received fee proposal from design engineer for option #7. Project is on hold until BCC or other direction is obtained regarding project funding due to construction cost escalation.



Monthly Infrastructure Sales Tax Project Report

Large Cap Projects

Data Date: 12/21/2023

Report Date: 12/31/2023

DESCRIPTION/TEAM

SCOPE

PHOTO

Project Title: Dyer Park Athletic Field Renovation

Project Number: T099
 BCC District: 07
 Delivery Method: Annual Contract
 Category: A06-Athletic Field Renovations
 Status: Design
 Designer: Florida Transportation Engineering
 Contractor: LTG Sports Turf One
 Project Manager: Stuart Patterson

Replacement of existing grass field turf with synthetic turf on multi-purpose field 3, 4, & 5 as well as additional damaged area.
 Funded: FY 2020 \$6,000,000



SCHEDULE SUMMARY

	Original	Actual
Begin Existing Site Surveys	1/29/2020	1/29/2020
Complete Existing Site Surveys	6/30/2020	5/29/2020
Finalization of Existing Site Surveys	8/30/2020	10/16/2020
Design RFP Proposals Due	9/4/2020	9/10/2020
Design RFP Final Selection	10/29/2020	10/29/2020
Consultant Contract Issuance	12/14/2020	4/20/2021
Design Completion	12/31/2021	
Turf Supplier RFP Proposal Due	4/30/2022	

PARTICIPATION

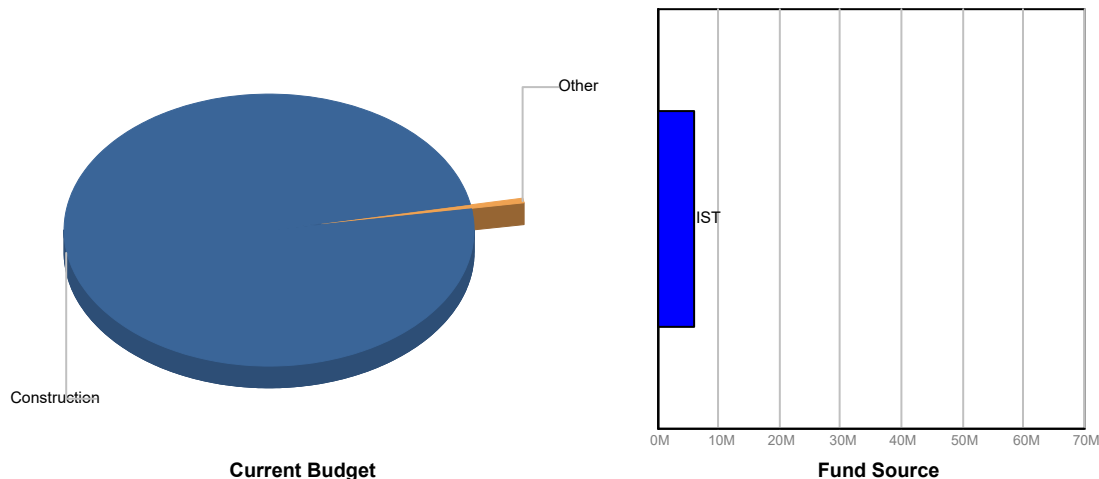
Consultant

SBE 25%
 Local 25%
 WBE 0%
 MBE 6.13%

Contractor

SBE N/A
 Local N/A
 WBE N/A
 MBE N/A

FUNDING



FINANCIAL SUMMARY

	Project Budget	Committed	% Committed	Paid To Date
	A	B	C=B/A	D
Construction	\$5,970,000	\$251,143	4.21%	\$110,747
Other	\$30,000	\$89,121	297.07%	\$549
TOTAL	\$6,000,000	\$340,264	5.67%	\$111,296

NOTES

LTG Sports Turf One selected as CM for the project. CM goal setting is complete, and the contract award was approved by BCC on 9/19/23. GMP is scheduled for the OEBO mid-January goal-setting meeting. Water Management permit meetings are currently in process. Building permits submission to commence after initial meetings with Water Management. Project team meetings are held on the 1st and 3rd Wednesday of each month.



Monthly Infrastructure Sales Tax Project Report

Large Cap Projects

Data Date: 12/21/2023

Report Date: 12/31/2023


DESCRIPTION/TEAM

SCOPE

PHOTO

Project Title: Caloosa Park Athletic Field Renovation

Replacement of existing grass field turf with synthetic turf on multi-purpose field 1 & 3 as well as converted from multi-purpose field 4 converted from softball.
Funded: FY 2020 \$4,000,000



Project Number: T100
 BCC District: 04
 Delivery Method: TBD
 Category: A06-Athletic Field Renovations
 Status: Design
 Designer: Florida Transportation Engineering
 Contractor: LTG Sports Turf One
 Project Manager: Stuart Patterson

SCHEDULE SUMMARY

	Original	Actual
Begin Existing Site Surveys	1/29/2020	1/29/2020
Complete Existing Site Surveys	6/30/2020	3/30/2020
Finalization of Existing Site Surveys	8/30/2020	6/7/2020
Design RFP Proposals Due	9/4/2020	9/10/2020
Design RFP Final Selection	10/29/2020	10/29/2020
Consultant Contract Issuance	12/14/2020	4/20/2021
Design Completion	12/31/2021	
Turf Supplier RFP Proposal Due		

PARTICIPATION

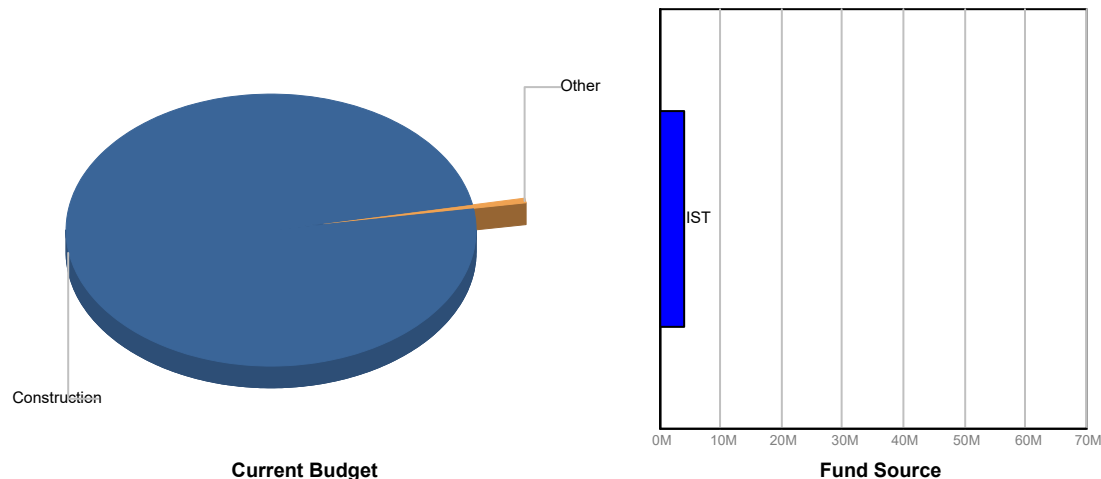
Consultant

SBE	25%
Local	25%
WBE	0%
MBE	6.13%

Contractor

SBE	N/A
Local	N/A
WBE	N/A
MBE	N/A

FUNDING



FINANCIAL SUMMARY

	Project Budget	Committed	% Committed	Paid To Date
	A	B	C=B/A	D
Construction	\$3,980,000	\$232,526	5.84%	\$91,176
Other	\$20,000	\$12,604	63.02%	\$12,604
TOTAL	\$4,000,000	\$245,130	6.13%	\$103,780

NOTES

LTG Sports Turf One selected as CM for the project. CM goal setting is complete, and the contract award was approved by BCC on 9/19/23. GMP is scheduled for the OEBO mid-January goal-setting meeting. Water Management permit meetings are currently in process. Building permits submission to commence after initial meetings with Water Management. Project team meetings are held on the 1st and 3rd Wednesday of each month.



Monthly Infrastructure Sales Tax Project Report

Large Cap Projects

Data Date: 12/21/2023

Report Date: 12/31/2023

DESCRIPTION/TEAM

SCOPE

PHOTO

Project Title: JPP Athletic Field Renovation

Replacement of existing grass field turf with synthetic turf on the Miracle League Field as well as short field multi-purpose field, converted from softball 1.
Funded: FY 2020 \$3,222,000



Project Number: T101
 BCC District: 03
 Delivery Method: TBD
 Category: A06-Athletic Field Renovations
 Status: Design
 Designer: Florida Transportation Engineering
 Contractor: LTG Sports Turf One
 Project Manager: Stuart Patterson

SCHEDULE SUMMARY

	Original	Actual
Begin Existing Site Surveys	1/29/2020	1/29/2020
Complete Existing Site Surveys	6/30/2020	4/15/2020
Finalization of Existing Site Surveys	8/30/2020	10/15/2020
Design RFP Proposals Due	9/4/2020	9/10/2020
Design RFP Final Selection	10/29/2020	10/29/2020
Consultant Contract Issuance	12/14/2020	4/20/2021
Design Completion	12/31/2021	
Turf Supplier RFP Proposal Due	4/30/2022	

PARTICIPATION

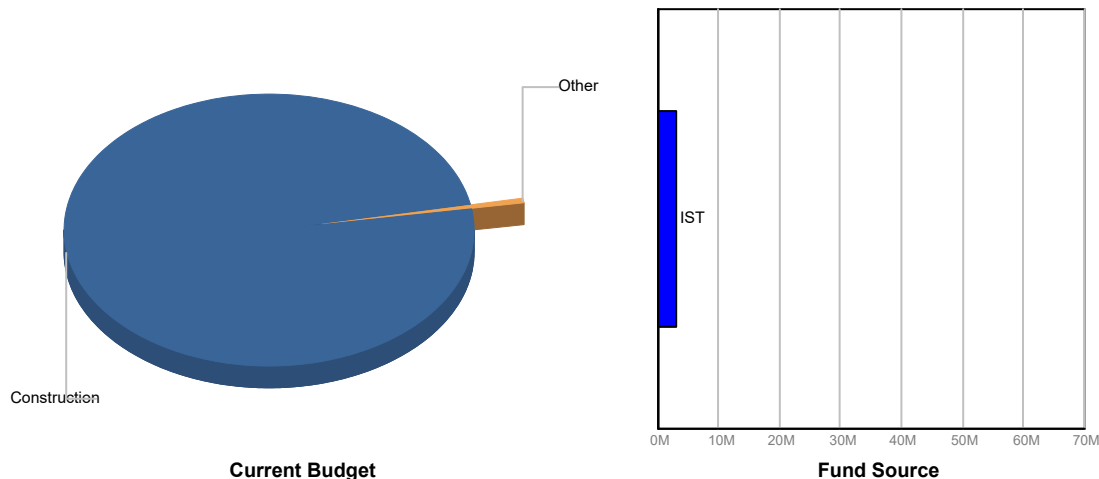
Consultant

- SBE 25%
- Local 25%
- WBE 0%
- MBE 6.13%

Contractor

- SBE N/A
- Local N/A
- WBE N/A
- MBE N/A

FUNDING



FINANCIAL SUMMARY

	Project Budget	Committed	% Committed	Paid To Date
	A	B	C=B/A	D
Construction	\$3,204,000	\$199,995	6.24%	\$85,904
Other	\$16,000	\$1,113	6.96%	\$1,113
TOTAL	\$3,220,000	\$201,109	6.25%	\$87,018

NOTES

LTG Sports Turf One selected as CM for the project. CM goal setting is complete, and the contract award was approved by BCC on 9/19/23. GMP is scheduled for the OEBO mid-January goal-setting meeting. Water Management permit meetings are currently in process. Building permits submission to commence after initial meetings with Water Management. Project team meetings are held on the 1st and 3rd Wednesday of each month.




Monthly Infrastructure Sales Tax Project Report

Large Cap Projects

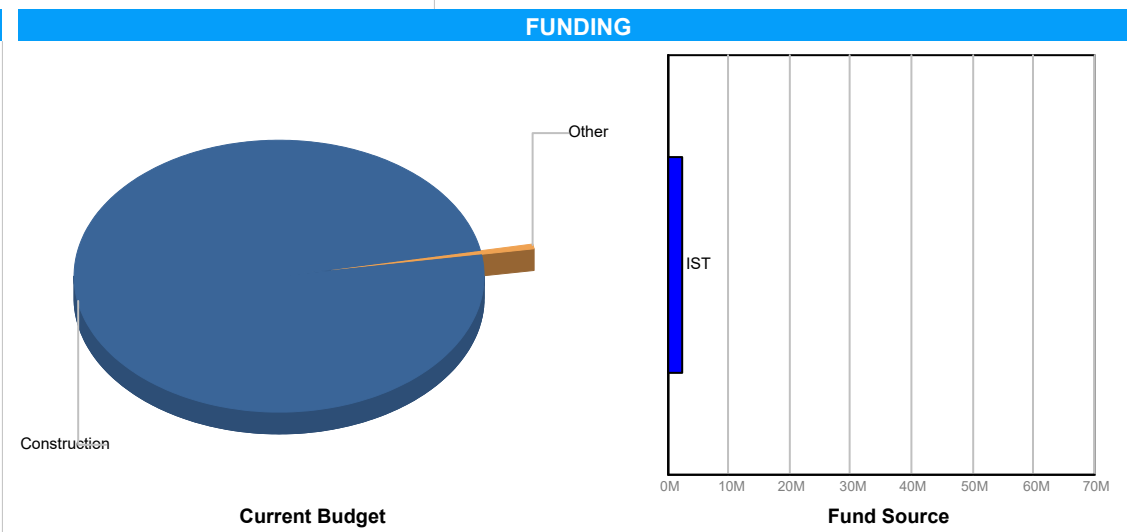
Data Date: 12/21/2023

Report Date: 12/31/2023

DESCRIPTION/TEAM	SCOPE	PHOTO
<p>Project Title: Loggers Run Park Athletic Field Renovation</p> <p>Project Number: T102</p> <p>BCC District: 05</p> <p>Delivery Method: TBD</p> <p>Category: A06-Athletic Field Renovations</p> <p>Status: Design</p> <p>Designer: FTE</p> <p>Contractor: LTG Sports Turf One</p> <p>Project Manager: Stuart Patterson</p>	<p>Replacement of existing grass field turf with synthetic turf on multi-purpose field 1 & 2.</p> <p>FY 2020 IST \$3,200,000</p> <p>FY 2022 IST (\$700,000)</p>	

SCHEDULE SUMMARY		
	Original	Actual
Begin Existing Site Surveys	1/29/2020	1/29/2020
Complete Existing Site Surveys	6/30/2020	3/16/2020
Finalization of Existing Site Surveys	8/30/2020	10/16/2020
Design RFP Proposals Due	9/4/2020	9/10/2020
Design RFP Final Selection	10/29/2020	10/29/2020
Consultant Contract Issuance	12/14/2020	4/20/2021
Design Completion	12/31/2021	
Turf Supplier RFP Proposal Due	4/30/2022	

PARTICIPATION	
Consultant	
SBE	25%
Local	25%
WBE	0%
MBE	6.13%
Contractor	
SBE	N/A
Local	N/A
WBE	N/A
MBE	N/A



FINANCIAL SUMMARY				
	Project Budget	Committed	% Committed	Paid To Date
	A	B	C=B/A	D
Construction	\$2,484,000	\$184,544	7.43%	\$75,249
Other	\$16,000	\$16,019	100.12%	\$16,019
TOTAL	\$2,500,000	\$200,562	8.02%	\$91,268

NOTES

LTG Sports Turf One selected as CM for the project. CM goal setting is complete, and the contract award was approved by BCC on 9/19/23. GMP is scheduled for the OEBO mid-January goal-setting meeting. Water Management permit meetings are currently in process. Building permits submission to commence after initial meetings with Water Management. Project team meetings are held on the 1st and 3rd Wednesday of each month.




Monthly Infrastructure Sales Tax Project Report

Large Cap Projects

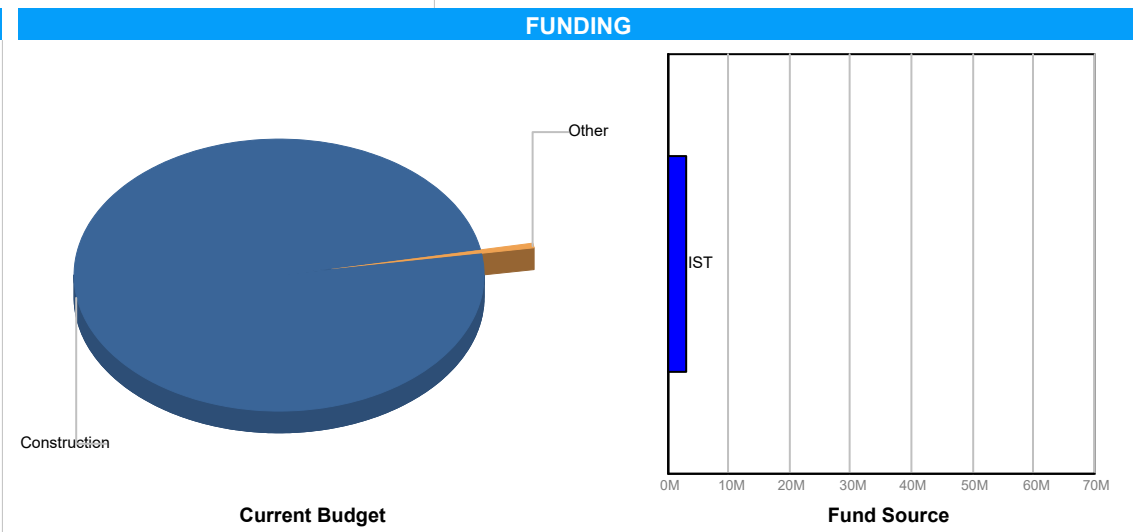
Data Date: 12/21/2023

Report Date: 12/31/2023

DESCRIPTION/TEAM	SCOPE	PHOTO
<p>Project Title: Samuel Friedland District Park Expansion</p> <p>Project Number: T103</p> <p>BCC District: 06</p> <p>Delivery Method: TBD</p> <p>Category: A06-Athletic Field Renovations</p> <p>Status: Design</p> <p>Designer: Florida Transportation Engineering</p> <p>Contractor: LTG Sports Turf One</p> <p>Project Manager: Stuart Patterson</p>	<p>Replacement of existing grass field turf with synthetic turf on multi-purpose field 9 & 10 as well as the open play field.</p> <p>Funded: FY 2020 \$3,000,000</p>	

SCHEDULE SUMMARY		
	Original	Actual
Begin Existing Site Surveys	1/20/2020	1/29/2020
Complete Existing Site Surveys	6/30/2020	2/28/2020
Finalization of Existing Site Surveys	8/30/2020	10/16/2020
Design RFP Proposals Due	9/4/2020	9/10/2020
Design RFP Final Selection	10/29/2020	10/29/2020
Consultant Contract Issuance	12/14/2020	4/20/2021
Design Completion	12/31/2021	
Turf Supplier RFP Proposal Due	4/30/2022	

PARTICIPATION	
Consultant	
SBE	25%
Local	25%
WBE	0%
MBE	6.13%
Contractor	
SBE	N/A
Local	N/A
WBE	N/A
MBE	N/A



FINANCIAL SUMMARY				
	Project Budget	Committed	% Committed	Paid To Date
	A	B	C=B/A	D
Construction	\$2,985,000	\$186,343	6.24%	\$72,202
Other	\$15,000	\$10,559	70.40%	\$10,559
TOTAL	\$3,000,000	\$196,902	6.56%	\$82,761

NOTES

LTG Sports Turf One selected as CM for the project. CM goal setting is complete, and the contract award was approved by BCC on 9/19/23. GMP is scheduled for the OEBO mid-January goal-setting meeting. Water Management permit meetings are currently in process. Building permits submission to commence after initial meetings with Water Management. Project team meetings are held on the 1st and 3rd Wednesday of each month.



Monthly Infrastructure Sales Tax Project Report

Large Cap Projects

Data Date: 12/21/2023

Report Date: 12/31/2023

DESCRIPTION/TEAM

SCOPE

PHOTO

Project Title: Westgate Park Restroom and Athletic Field Renovation
Project Number: T110
BCC District: 07
Delivery Method: TBD
Category: E02-Existing Park Redevelopment or Expansion
Status: Design
Designer: Florida Transportation Engineering
Contractor: LTG Sports Turf One
Project Manager: Stuart Patterson

Replacement of existing grass field turf with synthetic turf on multi-purpose field 1.
Funded:
 FY 2020 IST \$250,000
 FY 2022 IST \$1,750,000



SCHEDULE SUMMARY

	Original	Actual
Begin Existing Site Surveys	1/29/2020	1/29/2020
Complete Existing Site Surveys	6/30/2020	6/1/2021
Finalization of Existing Site Surveys	8/30/2020	8/25/2021
Design RFP Proposals Due	9/4/2020	9/10/2020
Design RFP Final Selection	10/29/2020	10/29/2020
Consultant Contract Issuance	12/14/2020	4/20/2021
Design Completion	12/31/2021	
Turf Supplier RFP Proposal Due	4/30/2022	

PARTICIPATION

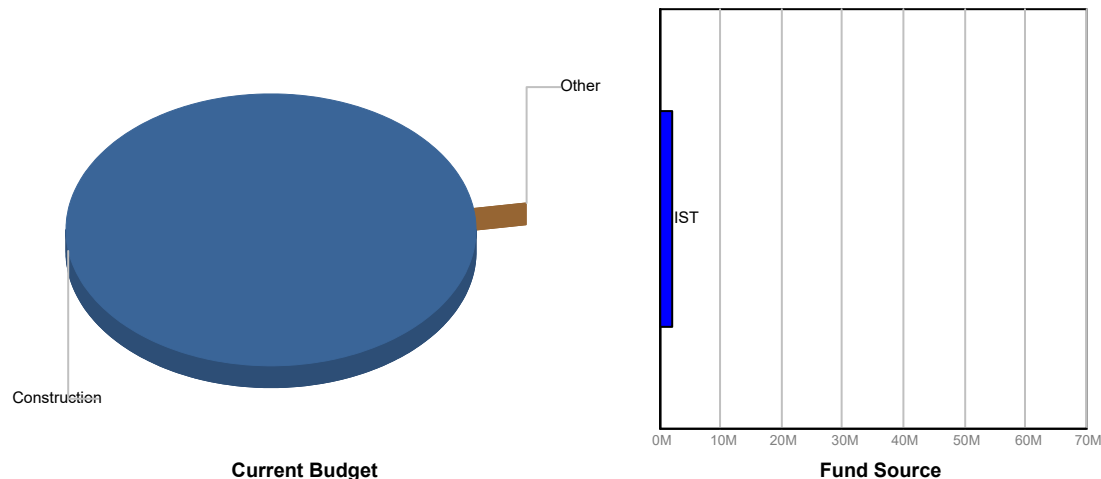
Consultant

- SBE 25%
- Local 25%
- WBE 0%
- MBE 6.13%

Contractor

- SBE N/A
- Local N/A
- WBE N/A
- MBE N/A

FUNDING



FINANCIAL SUMMARY

	Project Budget	Committed	% Committed	Paid To Date
	A	B	C=B/A	D
Construction	\$1,998,750	\$166,416	8.33%	\$73,724
Other	\$1,250	\$0	0.00%	\$0
TOTAL	\$2,000,000	\$166,416	8.32%	\$73,724

NOTES

LTG Sports Turf One selected as CM for the project. CM goal setting is complete, and the contract award was approved by BCC on 9/19/23. GMP is scheduled for the OEBO mid-January goal-setting meeting. Water Management permit meetings are currently in process. Building permits submission to commence after initial meetings with Water Management. Project team meetings are held on the 1st and 3rd Wednesday of each month.



Monthly Infrastructure Sales Tax Project Report

Large Cap Projects

Data Date: 12/21/2023

Report Date: 12/31/2023

DESCRIPTION/TEAM

SCOPE

PHOTO

Project Title: Dubois Park Var Historic Building Repair and Renovation
Project Number: T111
BCC District: 01
Delivery Method: Annual Contract
Category: P08-Public Building Repair Replacement & Expans
Status: Construction
Designer: N/A
Contractor: Robling Architecture Construction
Project Manager: Javier Torres/Benjamin Carroll

The project consists of relocating the Pineapple Packing House structure, wood framing repairs, roof replacement and new windows, doors, electrical and HVAC, as well as renovation to the Dubois House.
 IST FY 2020 - \$250,000
 IST FY 2021 - \$250,000
 IST FY 2022 - \$250,000
 IST FY 2023 - \$250,000
 IST FY 2024 - \$400,585
 IST FY 2025 - \$599,415



SCHEDULE SUMMARY

	Original	Actual
Project Start	4/12/2021	4/12/2021
Project Completion	12/13/2021	

PARTICIPATION

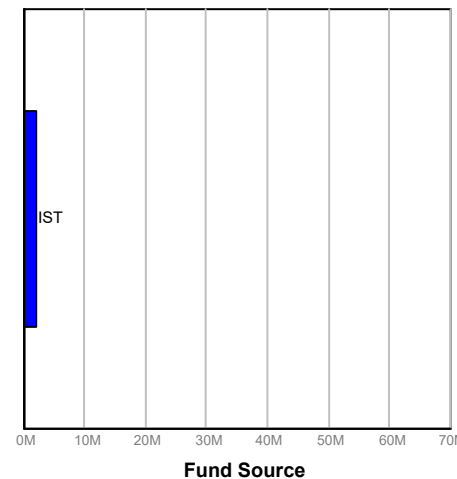
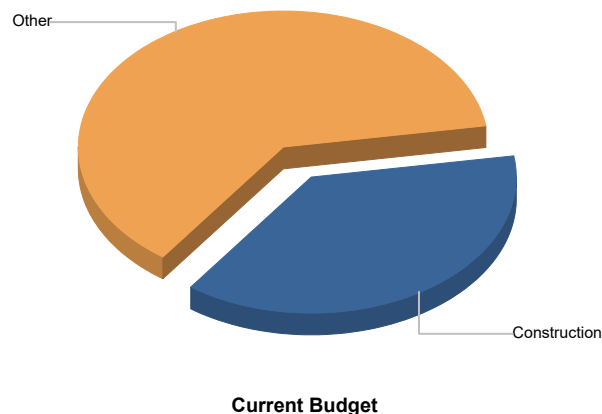
Consultant

- SBE N/A
- Local N/A
- WBE N/A
- MBE N/A

Contractor

- SBE 10.46%
- Local 100%
- WBE 0%
- MBE 0%

FUNDING



FINANCIAL SUMMARY

	Project Budget	Committed	% Committed	Paid To Date
	A	B	C=B/A	D
Construction	\$748,750	\$297,632	39.75%	\$289,784
Other	\$1,251,250	\$6,524	0.52%	\$6,524
TOTAL	\$2,000,000	\$304,156	15.21%	\$296,308

NOTES

Pineapple House (\$400,000): Robling's work is complete. Park's reached out to Millwork to furnish the interior. Pioneer House: Project is in the process of closing out, and a change order is in progress. Dubois House: Design proposal recieved from consultant, and under review by CID.



Monthly Infrastructure Sales Tax Project Report

Large Cap Projects

Data Date: 12/21/2023

Report Date: 12/31/2023

DESCRIPTION/TEAM

SCOPE

PHOTO

Project Title: Canyon's District Park New Park Development
Project Number: T122
BCC District: 05
Delivery Method: Construction Manager at Risk
Category: N02-New Park Development
Status: Construction
Designer: Architecture Green
Contractor: Kaufman Lynn
Project Manager: Stuart Patterson

The project consists of the construction of a 52 acre Park south of Boynton Beach Blvd, along the west side of Acme Dairy Rd. with the Canyon Lakes Communities bordering the south and west limits of the site. The park will be constructed in two phases. Phase I will need to be completed in order to transfer the multi-purpose activities that currently take place on two existing soccer fields located to the west of the park. Once transferred the old soccer fields site will become the site of the new Canyon District Library.



Impact Fees \$4,755,000
 FY 2021 IST \$12,000,000
 FY 2022 IST \$12,983,740

SCHEDULE SUMMARY

	Original	Actual
GMP Approval-Phase I	1/14/2021	5/4/2021
Construction Start-Phase I	1/27/2021	1/4/2021
Construction Completion-Phase I	1/27/2022	10/31/2022
Project Completion-Phase II	3/27/2022	
Construction Start-Phase II	3/4/2024	

PARTICIPATION

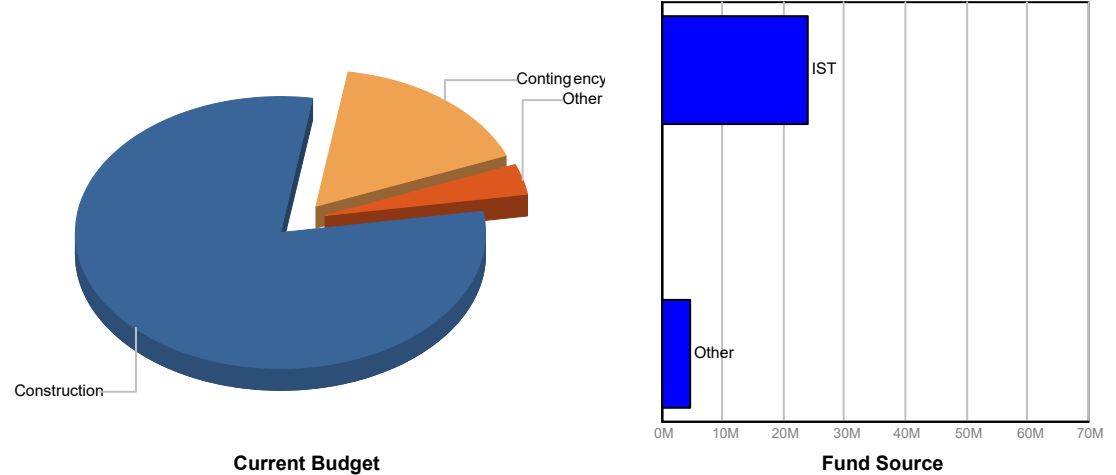
Consultant

- SBE 75.93%
- Local 100%
- WBE 21.41%
- MBE 0%

Contractor

- SBE 22.32%
- Local 100%
- WBE 22.32%
- MBE 22.32%

FUNDING



FINANCIAL SUMMARY

	Project Budget	Committed	% Committed	Paid To Date
	A	B	C=B/A	D
Design	\$0	\$86,707	0.00%	\$163,294
Construction	\$23,027,631	\$10,117,161	43.93%	\$9,925,299
Other	\$1,000,000	\$1,144,939	114.49%	\$1,144,087
Contingency	\$4,755,000	\$0	0.00%	\$0
TOTAL	\$28,782,631	\$11,348,808	39.43%	\$11,232,680

NOTES

Phases 1 & 1A are currently in closeout. All Final Certificates of Completion received, except for the retention ponds. Retention ponds littoral fieldwork complete. Restrictive Covenant approved by BCC. Phase 2 monthly design meetings are on hold. Permit documents submitted to PZB.



Monthly Infrastructure Sales Tax Project Report

Large Cap Projects

Data Date: 12/21/2023

Report Date: 12/31/2023

DESCRIPTION/TEAM

SCOPE

PHOTO

Project Title: Okeehetee Park South Expansion

Project Number: T125
 BCC District: 03
 Delivery Method: Annual Contract
 Category: E02-Existing Park Redevelopment or Expansion
 Status: Construction
 Designer: N/A
 Contractor: RCP Shelters and Wynn & Sons
 Project Manager: Bob Hamilton

Inclusion of new park amenities and accrual of funds for the development of a camping island, picnic island and RV park.
 FY21: \$1,000,000
 FY22: \$1,000,000
 FY23: \$1,075,000



SCHEDULE SUMMARY

	Original	Actual
Start Date	9/9/2021	9/9/2021
Completion Date	5/31/2022	

PARTICIPATION

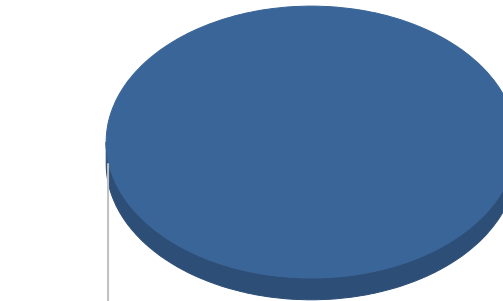
Consultant

SBE N/A
 Local N/A
 WBE N/A
 MBE N/A

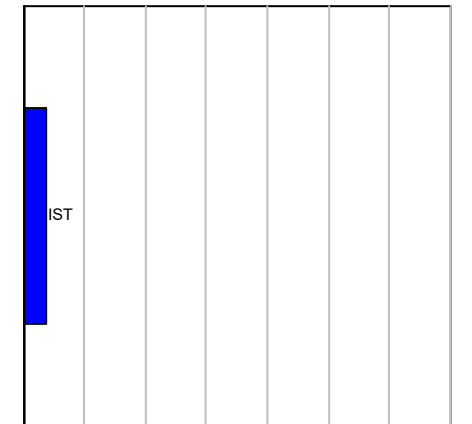
Contractor

SBE 100%
 Local 100%
 WBE 0%
 MBE 0%

FUNDING



Current Budget



Fund Source

FINANCIAL SUMMARY

	Project Budget	Committed	% Committed	Paid To Date
	A	B	C=B/A	D
Construction	\$3,705,000	\$56,818	1.53%	\$56,818
TOTAL	\$3,705,000	\$56,818	1.53%	\$56,818

NOTES

Prior fund were expended for the construction of informational Kiosks.
 No additional work orders have been processed to date.



Monthly Infrastructure Sales Tax Project Report

Large Cap Projects

Data Date: 12/21/2023

Report Date: 12/31/2023

DESCRIPTION/TEAM

SCOPE

PHOTO

Project Title: Acreage Community Park Recreation Center
Project Number: T156
BCC District: 06
Delivery Method: TBD
Category: E02-Existing Park Redevelopment or Expansion
Status: Design
Designer: Cotleur & Hearing
Contractor: TBD
Project Manager: ITID/Bob Hamilton

The project originally consisted of construction of a community/recreation center within Acreage Community Park. The project as now proposed consists of a synthetic turf multi-purpose field, state park, equestrian drop-off area and support infrastructure.



SCHEDULE SUMMARY

	Original	Actual
Project Start	10/1/2021	4/1/2022

PARTICIPATION

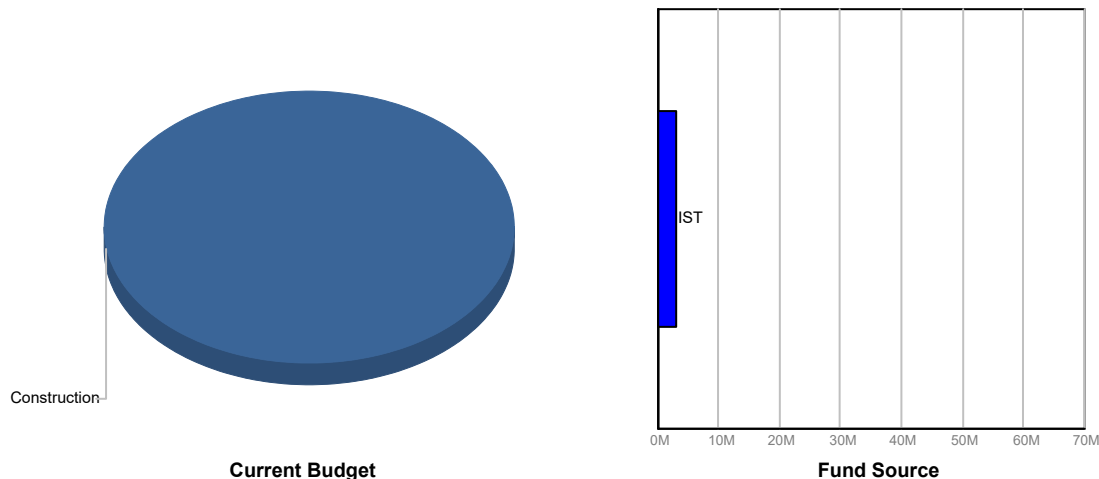
Consultant

- SBE N/A
- Local N/A
- WBE N/A
- MBE N/A

Contractor

- SBE N/A
- Local N/A
- WBE N/A
- MBE N/A

FUNDING



FINANCIAL SUMMARY

	Project Budget	Committed	% Committed	Paid To Date
	A	B	C=B/A	D
Construction	\$3,000,000	\$0	0.00%	\$0
TOTAL	\$3,000,000	\$0	0.00%	\$0

NOTES

ITID requested to move the location of the synthetic turf field to the centrally located field that includes the track facility. ITID Board approved funding transfer on 9/20/23, BCC previously approved. Per the latest ITID update dated 1/2/24, the project remains in the design phase. The District is meeting with representatives from ERM and Landscape Architects, Cotleur and Hearing, to discuss the mitigation plan review.




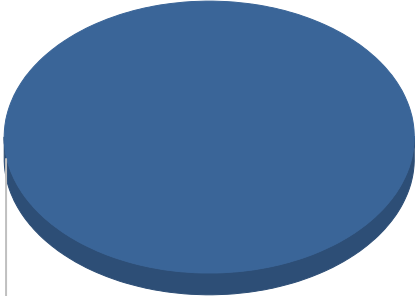
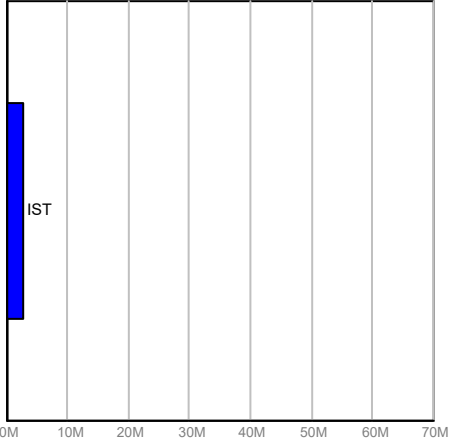
Monthly Infrastructure Sales Tax Project Report

Large Cap Projects

Data Date: 12/21/2023

Report Date: 12/31/2023

DESCRIPTION/TEAM	SCOPE	PHOTO
<p>Project Title: JPP Parks Division Office Building Addition</p> <p>Project Number: T174</p> <p>BCC District: 03</p> <p>Delivery Method: Annual Contract</p> <p>Category: P08-Public Building Repair Replacement & Expans</p> <p>Status: Design</p> <p>Designer: Colome' & Associates, Inc.</p> <p>Contractor: TBD</p> <p>Project Manager: Eric Chimienti</p>	<p>Permanent office space is needed to replace two (2) modular office trailers that have exceeded their useful life and are rotting . The addition would be to the current Parks Operations Administration building (trailers more than 20 years old - rotting).</p> <p>FY2023 \$750,000.00</p> <p>FY2025 \$2,075,000.00</p>	

SCHEDULE SUMMARY	PARTICIPATION	FUNDING						
<table border="1"> <thead> <tr> <th></th> <th style="text-align: center;">Original</th> <th style="text-align: center;">Actual</th> </tr> </thead> <tbody> <tr> <td>TBD</td> <td></td> <td></td> </tr> </tbody> </table>		Original	Actual	TBD			<p>Consultant</p> <ul style="list-style-type: none"> SBE TBD Local TBD WBE TBD MBE TBD <p>Contractor</p> <ul style="list-style-type: none"> SBE TBD Local TBD WBE TBD MBE TBD 	<div style="text-align: center;">  <p>Construction</p> <p>Current Budget</p> </div> <div style="text-align: center;">  <p>Fund Source</p> </div>
	Original	Actual						
TBD								

FINANCIAL SUMMARY				
	Project Budget	Committed	% Committed	Paid To Date
	A	B	C=B/A	D
Construction	\$2,825,000	\$1,492	0.05%	\$1,492
TOTAL	\$2,825,000	\$1,492	0.05%	\$1,492

NOTES

Received proposal from Colome and in review by CID.




Monthly Infrastructure Sales Tax Project Report

Large Cap Projects

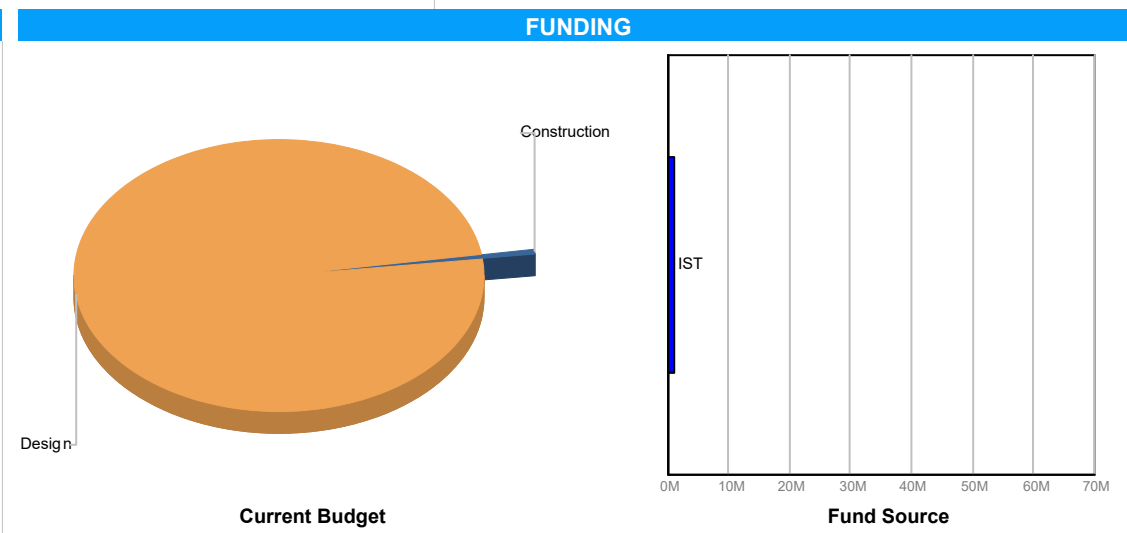
Data Date: 12/21/2023

Report Date: 12/31/2023

DESCRIPTION/TEAM	SCOPE	PHOTO
<p>Project Title: Glades Pioneer Park Athletic Field Renovation</p> <p>Project Number: T175</p> <p>BCC District: 06</p> <p>Delivery Method: TBD</p> <p>Category: A06-Athletic Field Renovations</p> <p>Status: Design</p> <p>Designer: Florida Transportation Engineering</p> <p>Contractor: LTG Sports Turf One</p> <p>Project Manager: Stuart Patterson</p>	<p>Athletic facility improvement to Glades Pioneer Park will allow for year-round use of football/soccer fields. High quality artificial surfacing will provide an excellent facility for youth and allow for minimal downtime for positive youth activities.</p> <p>Funded:</p> <p>FY 2021 \$210,000</p> <p>FY 2023 \$1,009,000</p>	

SCHEDULE SUMMARY		
	Original	Actual
Begin Existing Site Surveys	1/29/2020	1/29/2020
Complete Existing Site Surveys	6/30/2020	5/18/2020
Finalization of Existing Site Surveys	8/30/2020	9/18/2020
Design RFP Final Selection	10/29/2020	10/29/2020
Consultant Contract Issuance	12/14/2020	
Design Completion	12/31/2021	
Turf Supplier RFP Proposal Due	4/30/2022	

PARTICIPATION	
Consultant	
SBE	25%
Local	25%
WBE	0%
MBE	6.13%
Contractor	
SBE	N/A
Local	N/A
WBE	N/A
MBE	N/A



FINANCIAL SUMMARY				
	Project Budget	Committed	% Committed	Paid To Date
	A	B	C=B/A	D
Design	\$1,213,709	\$173,686	14.31%	\$82,732
Construction	\$5,291	\$0	0.00%	\$0
TOTAL	\$1,219,000	\$173,686	14.25%	\$82,732

NOTES

LTG Sports Turf One selected as CM for the project. CM goal setting is complete, and the contract award was approved by BCC on 9/19/23. GMP is scheduled for the OEBO mid-January goal-setting meeting. Water Management permit meetings are currently in process. Building permits submission to commence after initial meetings with Water Management. Project team meetings are held on the 1st and 3rd Wednesday of each month.



Monthly Infrastructure Sales Tax Project Report

Large Cap Projects

Data Date: 12/21/2023

Report Date: 12/31/2023

DESCRIPTION/TEAM

SCOPE

PHOTO

Project Title: North County Pool Facility Repairs and Renovation
Project Number: T176
BCC District: 01
Delivery Method: Annual Contract
Category: A02-Aquatic Facility Repair and Replacement
Status: Design
Designer: Architecture Green
Contractor: TBD
Project Manager: Stuart Patterson

Public aquatic facility overdue for large scale capital repair and renovation - renovations would include restroom/locker-room renovation, resurfacing and coping repairs, baby pool replacement with water feature and shade structures. We receive many public complaints about the structural design of and capital condition of the restrooms.

FY2023 \$2,062,000.00



SCHEDULE SUMMARY

	Original	Actual
Pre-scope walk through	5/23/2023	6/2/2023
Project Start	5/18/2023	

PARTICIPATION

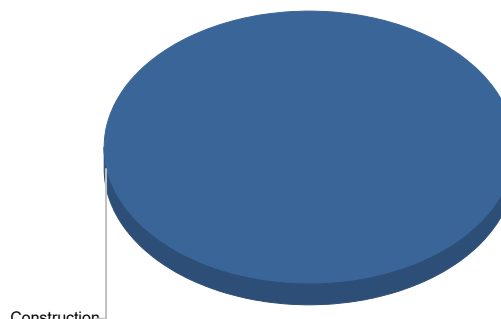
Consultant

- SBE TBD
- Local TBD
- WBE TBD
- MBE TBD

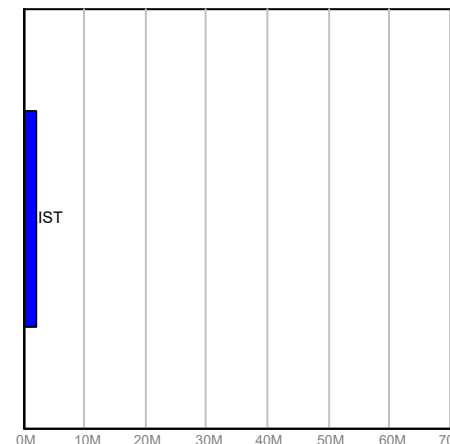
Contractor

- SBE TBD
- Local TBD
- WBE TBD
- MBE TBD

FUNDING



Current Budget



Fund Source

FINANCIAL SUMMARY

	Project Budget	Committed	% Committed	Paid To Date
	A	B	C=B/A	D
Construction	\$2,062,000	\$29,254	1.42%	\$11,386
TOTAL	\$2,062,000	\$29,254	1.42%	\$11,386

NOTES

Project has (2) phases - Phase 1: Pool Renovations & New Splash Pad; Phase 2: Restrooms & Locker Rooms Renovations. Phase 1 design scheduled for BCC approval 2/6/2024. Phase 2 design contract scheduled for BCC approval 3/5/2024.



Monthly Infrastructure Sales Tax Project Report

Large Cap Projects

Data Date: 12/21/2023

Report Date: 12/31/2023

DESCRIPTION/TEAM

SCOPE

PHOTO

Project Title: Coconut Cove Waterpark Facility Repairs and Renovation
Project Number: T177
BCC District: 05
Delivery Method: Annual Contract
Category: A02-Aquatic Facility Repair and Replacement
Status: Design
Designer: Song & Associates
Contractor: TBD
Project Manager: Eric Chimienti

Repairs and renovations include replacement of play structure in zero depth playground, restroom refurbishment, replace old leaking concession tiki hut with a concession building, classroom and birthday party room renovation, replace old chairs/deck lounge chairs. Upgrades are necessary to maintain business operations and no loss in revenue.
 FY2023\$1,449,000.00



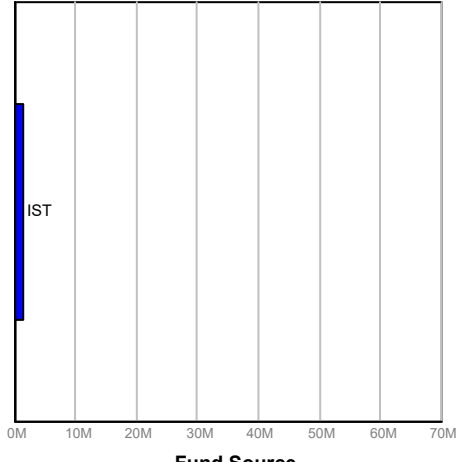
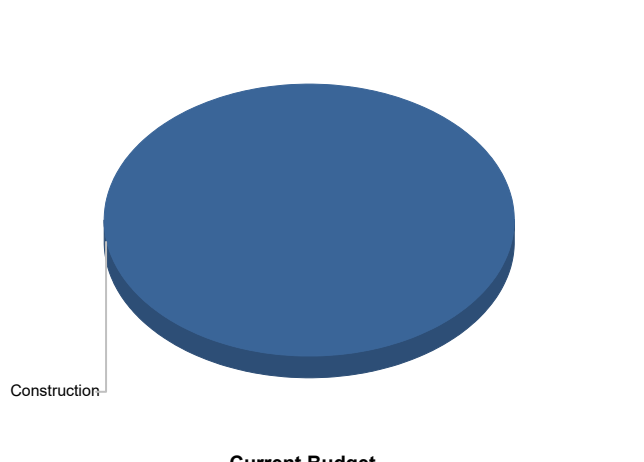
SCHEDULE SUMMARY

PARTICIPATION

FUNDING

	Original	Actual
TBD		

- Consultant**
- SBE TBD
 - Local TBD
 - WBE TBD
 - MBE TBD
- Contractor**
- SBE TBD
 - Local TBD
 - WBE TBD
 - MBE TBD



FINANCIAL SUMMARY

NOTES

	Project Budget	Committed	% Committed	Paid To Date
	A	B	C=B/A	D
Construction	\$1,449,000	\$2,882	0.20%	\$2,882
TOTAL	\$1,449,000	\$2,882	0.20%	\$2,882

Met with Song & Associates and Parks. Parks decided to remove bathroom renovations and roof portion of the project due to budget constraints. Kimely-Horn to look at the replacement of the play structure and resurfacing the pool. Awaiting response from Kimley-Horn.