



Monthly Infrastructure Sales Tax Project Report

Large Cap Projects

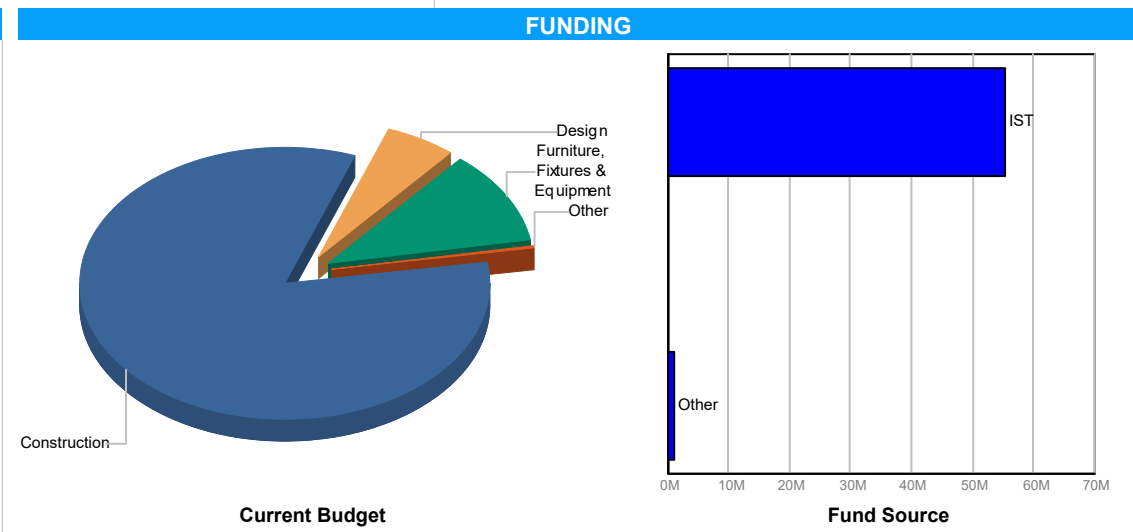
Data Date: 1/18/2024

Report Date: 1/31/2024

| DESCRIPTION/TEAM | SCOPE | PHOTO |
|--|---|-------|
| <p>Project Title: Headquarters R&R</p> <p>Project Number: 11206 BCC District: 03 Delivery Method: Construction Management Category: S06-Sheriff - FDO Status: Construction Designer: Leo Daly Contractor: Kast Construction Project Manager: Terri Wolfe</p> | <p>The project consists of the exterior hardening of the entire building consisting of new exterior walls, impact resistant doors and windows, roof replacement and structural tie-ins as well as the R&R of all major building systems and interior renovation of approx. 75% of the building. As part of the project, the Board has also approved the temp. relocation of employees occupying approx. 70% of the space to ensure continuity of operations during the construction, reduce the overall duration of the project and therefore total project cost. This project is funded in:</p> <p>FY 2017 IST \$1,600,000, FY 2019 IST \$11,047,000 FY 2020 IST \$10,835,000, FY 2021 IST \$17,620,000 FY 2022 IST \$6,577,994 Ad Valorem Fund Allocated to date \$8,953,189</p> | |

| SCHEDULE SUMMARY | | |
|------------------------|-----------|-----------|
| | Original | Actual |
| Project Start | 3/14/2016 | 3/14/2016 |
| Design Start | 5/9/2017 | 5/9/2017 |
| Construction Start | 1/31/2019 | 3/22/2021 |
| Substantial Completion | 8/23/2022 | 12/8/2023 |
| Project Completion | 3/24/2023 | |

| PARTICIPATION | |
|-------------------|--------|
| Consultant | |
| SBE | 24.71% |
| Local | 100% |
| WBE | N/A |
| MBE | N/A |
| Contractor | |
| SBE | 12.75% |
| Local | 100% |
| WBE | N/A |
| MBE | N/A |



| FINANCIAL SUMMARY | | | | |
|---------------------------------|---------------------|---------------------|---------------|---------------------|
| | Project Budget | Committed | % Committed | Paid To Date |
| | A | B | C=B/A | D |
| Design | \$3,134,621 | \$1,650,272 | 52.65% | \$3,367,598 |
| Construction | \$47,021,985 | \$47,753,062 | 101.55% | \$42,208,997 |
| Furniture, Fixtures & Equipment | \$6,359,901 | \$5,199,120 | 81.75% | \$3,560,159 |
| Other | \$116,675 | \$116,663 | 99.99% | \$116,663 |
| TOTAL | \$56,633,183 | \$54,719,118 | 96.62% | \$49,253,416 |

NOTES

The CO for the exterior permit is completed. The TCO on the interior has been renewed until mid-February. A comprehensive punch list has been assembled to address all remaining items. PBSO moves have been delayed due to cell phone service. The owner's furniture is 100% complete, minus some needed cable poles and data minor data connections. The parking lot sealing/paint still needs to be confirmed/ accepted by PBC. Ongoing interior work includes fire alarm Acceptance Testing, minor HVAC repairs, and key/core Installation throughout. Change orders are still in progress and will continue into mid-2024.



Monthly Infrastructure Sales Tax Project Report

Large Cap Projects

Data Date: 1/18/2024

Report Date: 1/31/2024

DESCRIPTION/TEAM

SCOPE

PHOTO

Project Title: Ocean Inlet Park and Marina Renovation

Project Number: 13367
 BCC District: 04
 Delivery Method: Hard Bid
 Category: P08-Public Building Repair Replacement & Expans
 Status: Construction
 Designer: Alan Gerwig & Associates, Inc.
 Contractor: Poseidon
 Project Manager: Rich Avery

The project consists of the replacement of marina components as well as new components including bulkhead wall, floating docks, floating finger docks, fixed dock, boat lifts, floating wave attenuator, landscaping, and replacement of the current Marina/Restroom and concession buildings. The project will be constructed in two phases. Phase one will consist of marina bulkhead, dock reconstruction and wave attenuator construction. The remaining scope to be completed during phase 2.

Total available funding for this project consists of \$2,500,000 FY18 IST funds, \$2,500,000 FY20 Find Grant funds, and \$3,200,000 FY23 IST funds.



SCHEDULE SUMMARY

| | Original | Actual |
|------------------------|------------|------------|
| Phase I Start | 2/5/2018 | 2/4/2018 |
| Design Start | 10/22/2018 | 10/22/2018 |
| Construction Start | 12/3/2019 | 11/1/2021 |
| Substantial Completion | 11/1/2022 | |

PARTICIPATION

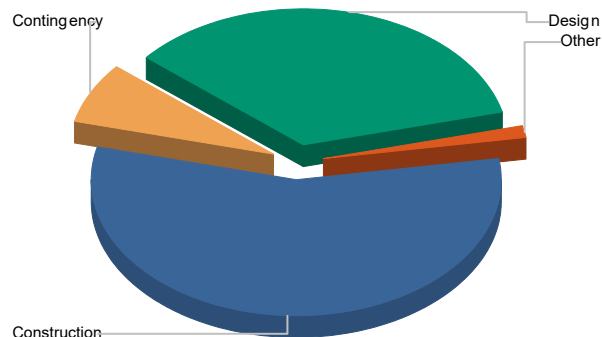
Consultant

SBE 82.50%
 Local 100%
 WBE N/A
 MBE N/A

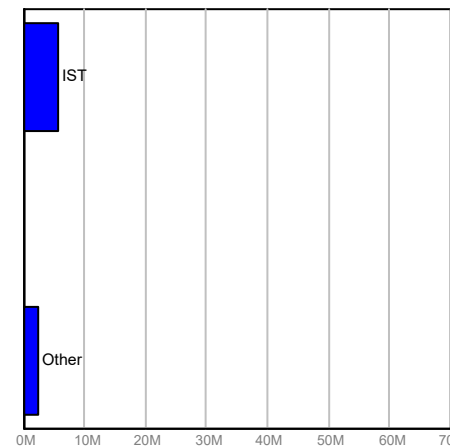
Contractor

SBE 92.67
 Local 92.67
 WBE N/A
 MBE N/A

FUNDING



Current Budget



Fund Source

FINANCIAL SUMMARY

| | Project Budget | Committed | % Committed | Paid To Date |
|--------------|--------------------|--------------------|---------------|--------------------|
| | A | B | C=B/A | D |
| Design | \$2,877,200 | \$331,253 | 11.51% | \$309,388 |
| Construction | \$4,614,300 | \$2,108,974 | 45.71% | \$1,813,155 |
| Other | \$108,500 | \$105,550 | 97.28% | \$105,550 |
| Contingency | \$600,000 | \$0 | 0.00% | \$0 |
| TOTAL | \$8,200,000 | \$2,545,776 | 31.05% | \$2,228,093 |

NOTES

Phase II is on hold until TBD. North Seawall: The following work remains to be completed: Electrical Service power-up: the electrical service start-up is presently being coordinated with FPL. Fencing and railings: Waiting for approved submittals in order to release for procurement. Punchlist: Inspections are pending; items remaining include the North and South seawalls, docks, boatlifts, fences, and railings. Final inspections by the Authorities Holding jurisdiction (Building Officials) are also pending.






Monthly Infrastructure Sales Tax Project Report

Large Cap Projects

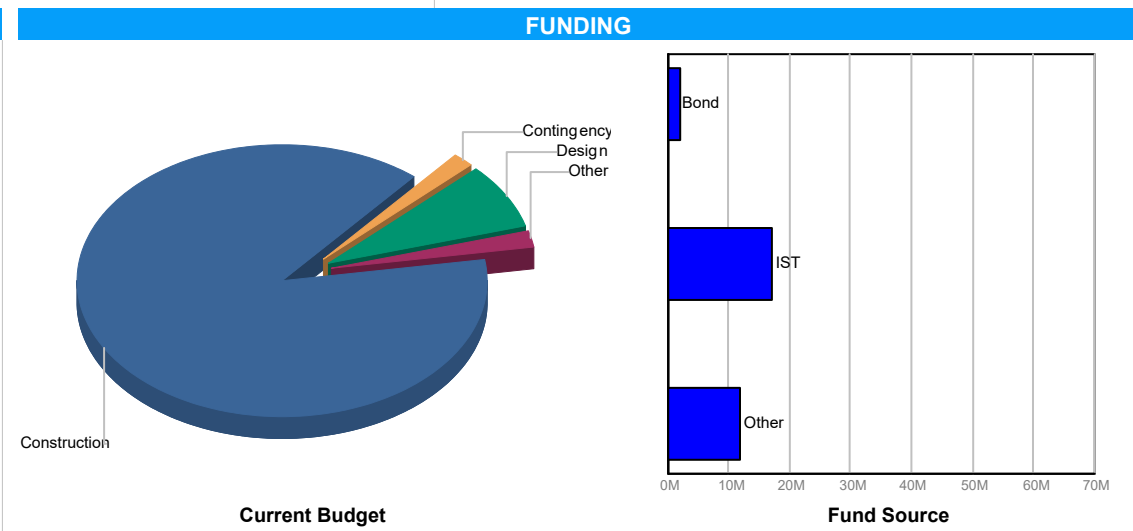
Data Date: 1/18/2024

Report Date: 1/31/2024

| DESCRIPTION/TEAM | SCOPE | PHOTO |
|---|---|--|
| <p>Project Title: Evidence Building</p> <p>Project Number: 14218 BCC District: 03 Delivery Method: Construction Management Category: S06-Sheriff - FDO Status: Construction Designer: Leo Daly Contractor: Pirtle Construction Project Manager: Jeffrey Halverson</p> | <p>The project consists of a new 2-story Evidence Storage/Crime Scene/Crime Lab Facility (Approximately 87,000 GSF) and a 12,000 GSF metal building for impound vehicle storage. The main facility will house property seized by the Sheriff's Office, Administrative Offices, Evidence Processing via the crime scene investigation unit and the crime lab. Monitored cameras, motion detectors, and restricted access with electronic logging will be provided. The facility will accommodate secure vehicle garage bays that can store large vehicles (i.e. 56' long trailers) holding evidence for investigation or transport. Site Development (16 Acres) to include user parking (public, booking officers & staff), a fenced/gated impound lot (350 surface spaces) and a limited area of covered parking.</p> |  <p style="text-align: center;">  Palm Beach County Sheriff's Office Forensic Facility  04-18-20 </p> |

| SCHEDULE SUMMARY | | |
|------------------------|------------|------------|
| | Original | Actual |
| Project Start | 3/30/2016 | 12/21/2016 |
| Design Start | 6/28/2017 | 6/28/2017 |
| Construction Start | 7/5/2018 | 4/29/2019 |
| Substantial Completion | 11/5/2019 | 10/30/2020 |
| Project Completion | 11/26/2019 | |

| PARTICIPATION | |
|-------------------|--------|
| Consultant | |
| SBE | 33.21% |
| Local | 78.96% |
| WBE | N/A |
| MBE | N/A |
| Contractor | |
| SBE | 21.60% |
| Local | 55% |
| WBE | N/A |
| MBE | N/A |



| FINANCIAL SUMMARY | | | | |
|---------------------------------|---------------------|---------------------|---------------|---------------------|
| | Project Budget | Committed | % Committed | Paid To Date |
| | A | B | C=B/A | D |
| Design | \$2,461,526 | \$2,371,826 | 96.36% | \$2,053,763 |
| Construction | \$27,795,544 | \$28,581,495 | 102.83% | \$20,352,059 |
| Furniture, Fixtures & Equipment | \$0 | \$0 | 0.00% | \$0 |
| Other | \$602,158 | \$199,506 | 33.13% | \$199,506 |
| Contingency | \$492,268 | \$3,672 | 0.75% | \$3,672 |
| TOTAL | \$31,351,497 | \$31,156,499 | 99.38% | \$22,609,000 |

NOTES

Dehumidification system is operating and being monitored. The CCP for Helium gas line replacement will be moved forward as a CO with final decisions to be made based on tests on removed pipes. Test & Balance #3 is complete and final report is being prepared. Pirtle has submitted a CCP for the Processing Garage HVAC upgrade, and this is being prepared as an Amendment to the contract rather than a Change Order.



Monthly Infrastructure Sales Tax Project Report

Large Cap Projects

Data Date: 1/18/2024

Report Date: 1/31/2024

DESCRIPTION/TEAM

SCOPE

PHOTO

Project Title: CR 880 Canal Bank Stabilization

Project Number: 1448
 BCC District: 06
 Delivery Method: Bid Contract Award
 Category: C02-CR 880 Canal Bank Stabilization
 Status: Construction
 Designer: Wantman Group
 Contractor: Dickerson Florida, Inc.
 Project Manager: Holly Knight

This project will repair, restore, and stabilize the embankment along a portion of County Road 880. The South Florida Water Management District's L-13 Canal parallels and is very close to County Road 880. The embankment area for County Road 880 to the canal is minimal. The undermining of the County Road 880 embankment continues due to storm events and increased South Florida Water Management District pumping and has progressively deteriorated. Repair of the embankment is necessary to prevent the eventual collapse of County Road 880 and to ensure the integrity of County Road 880 and provide a safe roadway for the public.
 IST Funds: FY17 \$1,000,000 FY18 \$2,000,000 FY24 \$2,000,000.



SCHEDULE SUMMARY

| | Original | Actual |
|---|-----------|------------|
| Construction Notice to Proceed | 6/5/2017 | 6/5/2017 |
| Phase III Construction Complete | 11/2/2017 | 10/20/2017 |
| Phase IV-Construction Notice to Proceed | 6/1/2018 | 7/9/2018 |
| Phase IV-Construction Complete | 12/1/2018 | 3/27/2019 |
| Phase V-Construction Notice to Proceed | 6/1/2019 | 7/1/2019 |
| Phase V-Construction Complete | 12/1/2019 | 11/20/2019 |

PARTICIPATION

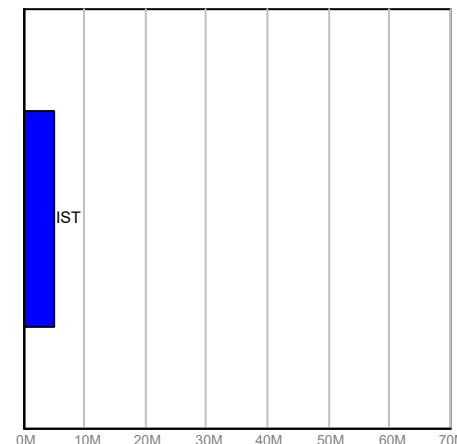
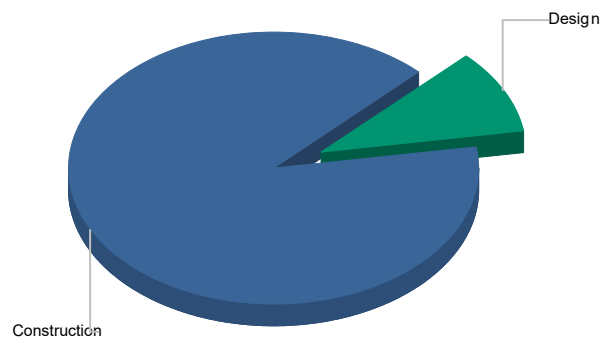
Consultant

SBE 15%
 Local 100%
 WBE 0%
 MBE 0%

Contractor

SBE 23.4%
 Local 23.4%
 WBE 0%
 MBE 0%

FUNDING



Current Budget

Fund Source

FINANCIAL SUMMARY

| | Project Budget | Committed | % Committed | Paid To Date |
|--------------|--------------------|--------------------|---------------|--------------------|
| | A | B | C=B/A | D |
| Design | \$500,000 | \$75,698 | 15.14% | \$75,698 |
| Construction | \$4,500,000 | \$2,537,431 | 56.39% | \$2,311,701 |
| Contingency | \$0 | \$0 | 0.00% | \$0 |
| TOTAL | \$5,000,000 | \$2,613,129 | 52.26% | \$2,387,400 |

NOTES

Phases I and II (constructing adjacent locations) were completed in FY 2015 and FY 2016 using non-IST funding. Phase III construction is funded at \$1,000,000 in FY 2017. Construction for Phases IV & V are funded at \$2,000,000 in FY 2018. Construction is complete for Phases III, IV and V. Phase VI construction is delayed pending design review/revision and bid process.



Monthly Infrastructure Sales Tax Project Report

Large Cap Projects

Data Date: 1/18/2024

Report Date: 1/31/2024

DESCRIPTION/TEAM

SCOPE

PHOTO

Project Title: 6th Ave. So. over Lake Osborne (LWDD E-4 Canal)(S Br/ East bound) (934307)

Project Number: 1464

BCC District: 03

Delivery Method: Design CCNA

Category: B08-Bridge Replacements

Status: Construction

Designer: Stantec

Contractor: Ranger

Project Manager: Will Carey

This project will replace an existing bridge that was built over 50 years ago. The new bridge will improve traffic safety (lane widths, bike lanes and barrier walls), improve roadway drainage, and enhance pedestrian sidewalk safety. The new bridge will also provide greater vertical clearance.



SCHEDULE SUMMARY

| | Original | Actual |
|-----------------------------------|-----------|-----------|
| Design Contract Notice to Proceed | 7/17/2018 | 7/17/2018 |
| Design Completion | 12/1/2020 | 2/14/2021 |
| Construction Bid Date | 3/1/2021 | 5/4/2021 |
| Construction Start | 12/1/2021 | 2/14/2022 |
| Construction Complete | 5/1/2024 | |

PARTICIPATION

Consultant

SBE 25%

Local 100%

WBE 0%

MBE 0%

Contractor

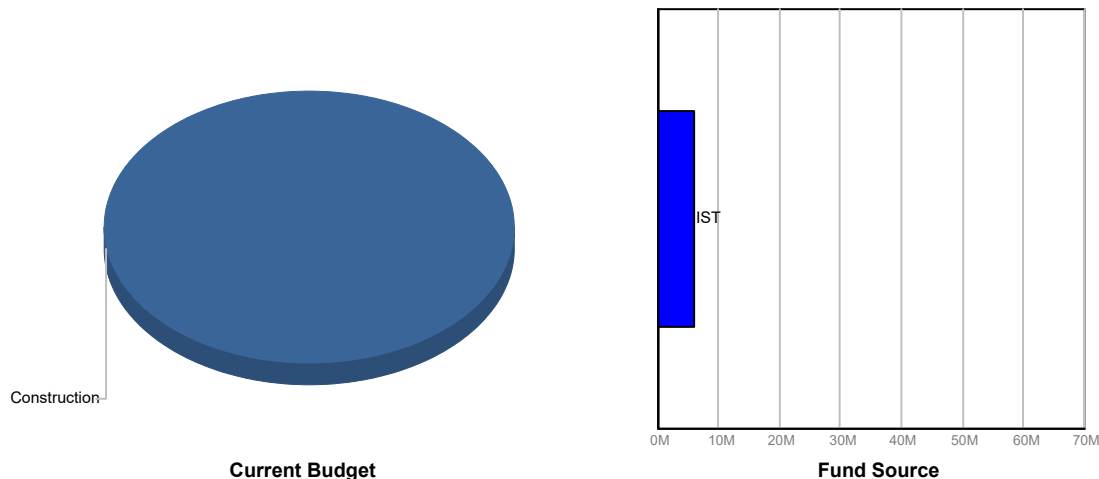
SBE 11%

Local 100%

WBE 0%

MBE 0%

FUNDING



FINANCIAL SUMMARY

| | Project Budget | Committed | % Committed | Paid To Date |
|--------------|--------------------|--------------------|---------------|--------------------|
| | A | B | C=B/A | D |
| Construction | \$6,000,000 | \$5,868,676 | 97.81% | \$4,706,709 |
| TOTAL | \$6,000,000 | \$5,868,676 | 97.81% | \$4,706,709 |

NOTES

This project is funded with 5-Year Road Program (RP) funding and IST funding. Design (using RP funds) is complete. The project was bid on 5/4/21 - with apparent low bid of \$ 11.1m The IST partially funds the construction of the project at \$6m in FY 2020. Construction is ongoing (50% complete).



Monthly Infrastructure Sales Tax Project Report

Large Cap Projects

Data Date: 1/18/2024

Report Date: 1/31/2024

DESCRIPTION/TEAM

SCOPE

PHOTO

Project Title: CR 880 (Old SR 80) Over C-51 Canal (930940)
Project Number: 1480
BCC District: 06
Delivery Method: Design CCNA
Category: B08-Bridge Replacements
Status: Design
Designer: Alan Gerwig & Assoc.
Contractor: TBD (Bid)
Project Manager: Maroun Azzi

This project will replace an existing bridge that was built over 80 years ago. The new bridge will improve traffic safety (lane widths and vehicle barrier walls). The current bridge is weight restricted.



SCHEDULE SUMMARY

| | Original | Actual |
|-----------------------------------|-----------|-----------|
| Design Contract Notice to Proceed | 11/9/2018 | 11/9/2018 |
| Design Completion | 12/1/2023 | |
| Construction Bid Date | 4/1/2024 | |
| Construction Start | 9/1/2024 | |
| Construction Complete | 6/1/2026 | |

PARTICIPATION

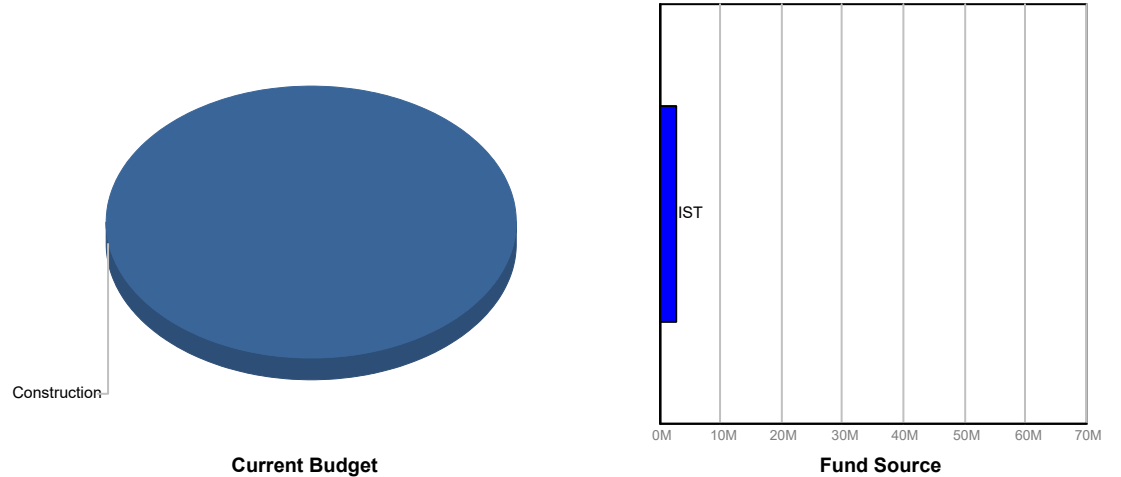
Consultant

- SBE 94.3%
- Local 100%
- WBE 0%
- MBE 0%

Contractor

- SBE TBD
- Local TBD
- WBE TBD
- MBE TBD

FUNDING



FINANCIAL SUMMARY

| | Project Budget | Committed | % Committed | Paid To Date |
|--------------|--------------------|-----------------|--------------|-----------------|
| | A | B | C=B/A | D |
| Construction | \$2,700,000 | \$13,710 | 0.51% | \$13,710 |
| TOTAL | \$2,700,000 | \$13,710 | 0.51% | \$13,710 |

NOTES

This project is funded with 5-Year Road Program (RP) funding and IST funding. Design (using 5-Year RP funds) is ongoing (80% complete). The construction of the project is currently estimated at \$5.8m. The IST partially funds the construction of the project at \$2.7m in FY 2019. The project is currently scheduled to begin construction in FY24. The scheduled dates have been revised to depict design and permitting delays.



Monthly Infrastructure Sales Tax Project Report

Large Cap Projects

Data Date: 1/18/2024

Report Date: 1/31/2024

DESCRIPTION/TEAM

SCOPE

PHOTO

Project Title: Main Detention Center Electronics

Project Number: 15218
 BCC District: 03
 Delivery Method: Construction Management
 Category: S06-Sheriff - FDO
 Status: Construction
 Designer: Leo A. Daly
 Contractor: Hedrick Brothers Construction
 Project Manager: Jeffrey Halverson

Phase II - Electronics for the South, East, and West Towers at the Main Detention Center, which have continually operated since the early 1980's. These systems include door controls, intercom, nurse's call system, CCTV, upgrade of EST3 software for fire alarm and new infrastructure for the future expansion of the CCTV system.

Main Detention Center Electronics (B594) IST Funding
 FY 2017 IST \$5,600,000
 FY 2018 IST \$4,700,000
 The total Electronics budget is \$11,235,851 of which \$1,021,161 is funded through Ad Valorem.



SCHEDULE SUMMARY

| | Original | Actual |
|------------------------|-----------|-----------|
| Project Start | 7/9/2015 | 6/9/2015 |
| Design Start | 6/21/2016 | 6/21/2016 |
| Construction Start | 3/19/2018 | 5/17/2018 |
| Substantial Completion | 3/15/2022 | 8/10/2020 |
| Project Completion | 6/30/2022 | |

PARTICIPATION

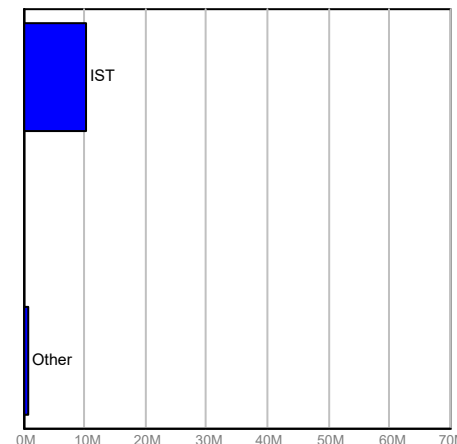
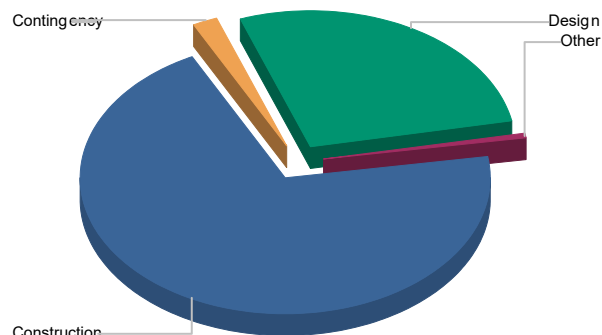
Consultant

SBE 22.60%
 Local 67%
 WBE N/A
 MBE N/A

Contractor

SBE 76.79%
 Local 80%
 WBE N/A
 MBE N/A

FUNDING



Current Budget

Fund Source

FINANCIAL SUMMARY

| | Project Budget | Committed | % Committed | Paid To Date |
|---------------------------------|---------------------|---------------------|---------------|---------------------|
| | A | B | C=B/A | D |
| Design | \$3,096,507 | \$3,053,730 | 98.62% | \$2,933,781 |
| Construction | \$7,868,421 | \$7,218,019 | 91.73% | \$7,179,826 |
| Furniture, Fixtures & Equipment | \$0 | \$0 | 0.00% | \$0 |
| Other | \$55,740 | \$62,260 | 111.70% | \$62,260 |
| Contingency | \$215,183 | \$0 | 0.00% | \$0 |
| TOTAL | \$11,235,851 | \$10,334,009 | 91.97% | \$10,175,866 |

NOTES

Phase II financial reconciliation final will be a scheduled agenda item for the BCC meeting in mid-July 2024 to allow for proper reconciliation of funds.



Monthly Infrastructure Sales Tax Project Report

Large Cap Projects

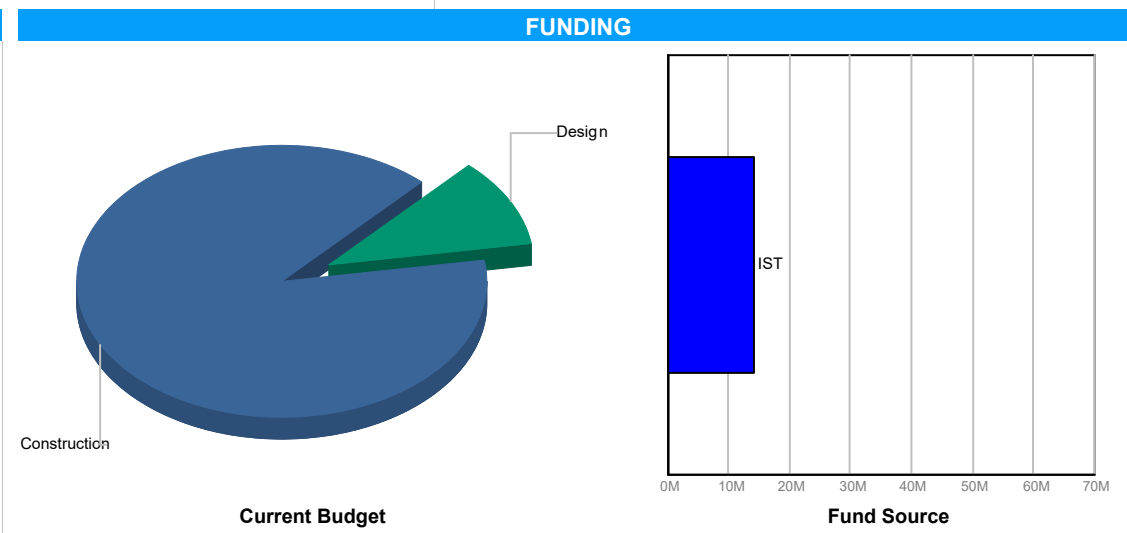
Data Date: 1/18/2024

Report Date: 1/31/2024

| DESCRIPTION/TEAM | SCOPE | PHOTO |
|--|--|-------|
| <p>Project Title: Palm Beach Lakes Blvd over FEC R/R</p> <p>Project Number: 1532 BCC District: 07 Delivery Method: Design CCNA Category: B04-Bridge Modifications Status: Design Designer: HNTB Contractor: TBD Project Manager: Maroun Azzi</p> | <p>This project will rehabilitate an existing bridge that was built over 50 years ago. The project will improve traffic safety (lane widths, pedestrian barrier, railings) and may involve other improvements such as shoulders, bike lanes, and sidewalks.</p> <p>FY 2017 IST \$1,500,000 FY 2021 IST \$4,500,000 FY 2025 IST \$8,300,000</p> | |

| SCHEDULE SUMMARY | | |
|-------------------------------|------------|-----------|
| | Original | Actual |
| Project Start | 9/30/2017 | 9/30/2017 |
| Consultant Procurement Finish | 9/3/2019 | 12/1/2019 |
| Study Start | 4/7/2020 | 4/7/2020 |
| Design Complete | 4/1/2026 | |
| Permit Application | 6/1/2024 | |
| Permit Issued | 12/25/2025 | |
| Construction Start | 1/1/2027 | |
| Construction Complete | 1/1/2029 | |
| Study Complete | 5/1/2022 | 4/1/2022 |
| Design Start | 4/1/2023 | 5/10/2023 |

| PARTICIPATION | |
|-------------------|-------|
| Consultant | |
| SBE | 36.5% |
| Local | 96% |
| WBE | TBD |
| MBE | TBD |
| Contractor | |
| SBE | TBD |
| Local | TBD |
| WBE | TBD |
| MBE | TBD |



| FINANCIAL SUMMARY | | | | |
|-------------------|---------------------|--------------------|---------------|------------------|
| | Project Budget | Committed | % Committed | Paid To Date |
| | A | B | C=B/A | D |
| Design | \$1,500,000 | \$1,501,589 | 100.11% | \$383,941 |
| Construction | \$12,800,000 | \$1,960 | 0.02% | \$1,960 |
| Other | \$0 | \$15,327 | 0.00% | \$15,327 |
| Contingency | \$0 | \$0 | 0.00% | \$0 |
| TOTAL | \$14,300,000 | \$1,518,876 | 10.62% | \$401,228 |

NOTES

Initial coordination has been completed with stakeholders including the City of West Palm Beach and the Community Redevelopment Agency to determine scope and design parameters for the rehabilitation of the bridge superstructure. Design is ongoing (5% complete). The scheduled dates have been revised to depict coordination, planning, and scope delays.



Monthly Infrastructure Sales Tax Project Report

Large Cap Projects

Data Date: 1/18/2024

Report Date: 1/31/2024

DESCRIPTION/TEAM

SCOPE

PHOTO

Project Title: Sections of Jog Road
Project Number: 1537
BCC District: Multiple
Delivery Method: Annual Striping Contract
Category: S16-Striping
Status: Construction
Designer: N/A
Contractor: Oglesby
Project Manager: Larry Kelly

This project consists of restriping sections of Jog Road.
 FY 2017 \$350,000
 FY 2021 \$150,000
 FY 2022 \$100,000
 FY 2023 \$100,000
 FY 2024 \$200,000
 FY 2026 \$200,000



SCHEDULE SUMMARY

PARTICIPATION

FUNDING

| | Original | Actual |
|------------------------------------|------------|------------|
| Summit to Gun Club Complete | 9/20/2017 | 9/20/2017 |
| PGA to Hood Complete | 10/31/2017 | 10/31/2017 |
| 10th Avenue N. to Summit Complete | 1/22/2018 | 1/22/2018 |
| Wallis to Roebuck Complete | 3/7/2018 | 3/7/2018 |
| Gateway to S. of Hypoluxo Complete | 12/17/2018 | 10/18/2018 |
| Glades to NW 55th St. | 3/19/2019 | 3/19/2019 |
| Hood to Donald Ross | 12/2/2020 | 12/12/2020 |
| N. Oriole to Lake Ida | 4/3/2021 | 3/9/2021 |
| Beeline to Northlake | 5/11/2023 | 5/11/2023 |
| Yamato to Clint Moore | 11/3/2023 | 11/3/2023 |

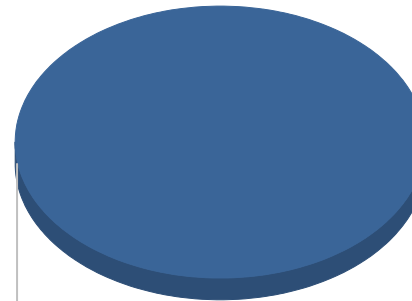
Consultant

SBE N/A
 Local N/A
 WBE N/A
 MBE N/A

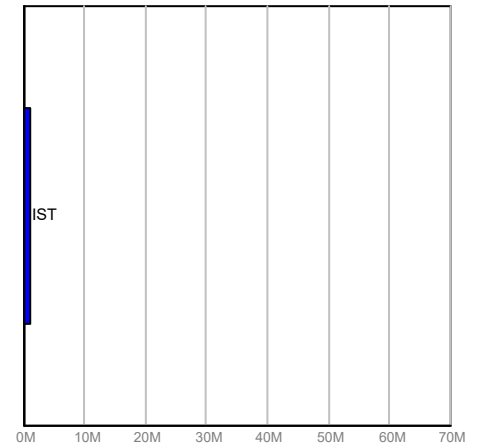
Contractor

SBE 61%
 Local 61%
 WBE 0%
 MBE 0%

Construction



Current Budget



Fund Source

FINANCIAL SUMMARY

NOTES

| | Project Budget | Committed | % Committed | Paid To Date |
|--------------|--------------------|------------------|---------------|------------------|
| | A | B | C=B/A | D |
| Design | \$0 | \$0 | 0.00% | \$0 |
| Construction | \$1,100,000 | \$493,063 | 44.82% | \$421,216 |
| Contingency | \$0 | \$0 | 0.00% | \$0 |
| TOTAL | \$1,100,000 | \$493,063 | 44.82% | \$421,216 |

Jog Road is a North-South major County thoroughfare. This project consists of re-striping sections of Jog Road. Restriping continues on an as needed basis.



Monthly Infrastructure Sales Tax Project Report

Large Cap Projects

Data Date: 1/18/2024

Report Date: 1/31/2024

DESCRIPTION/TEAM

SCOPE

PHOTO

Project Title: CR 880

Resurfacing approximately 2.5 miles (5 lane miles) of a portion of County Road 880 from Main Street to S.R. 80 each year.

Project Number: 1539
 BCC District: 06
 Delivery Method: Annual Construction Contract
 Category: R04-Resurfacing
 Status: Construction
 Designer: N/A
 Contractor: Community
 Project Manager: Darren Prainito



SCHEDULE SUMMARY

| | Original | Actual |
|-------------------------------|------------|------------|
| FY 2017 Construction Complete | 12/22/2017 | 12/22/2017 |
| FY 2018 Construction Complete | 12/7/2018 | 11/30/2018 |
| FY 2019 Construction Complete | 12/31/2019 | 11/1/2019 |
| FY 2020 Construction Complete | 12/18/2020 | 12/3/2020 |
| FY 2021 Construction Complete | 12/17/2021 | 10/5/2021 |
| FY 2022 Construction Complete | 12/16/2022 | 7/14/2022 |
| FY 2023 Construction Complete | 12/15/2023 | 11/28/2023 |
| FY 2024 Construction Complete | 12/24/2024 | |

PARTICIPATION

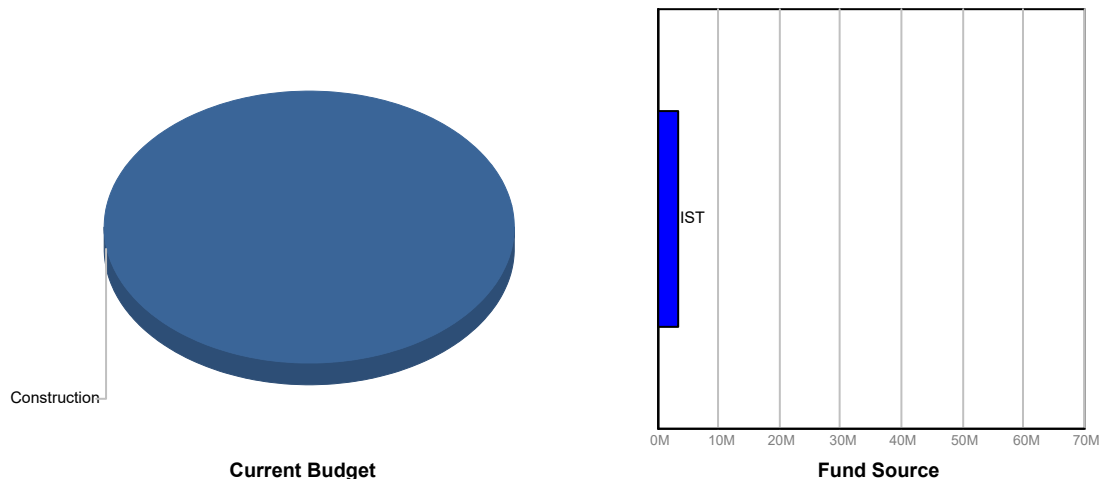
Consultant

SBE N/A
 Local N/A
 WBE N/A
 MBE N/A

Contractor

SBE 8.7%
 Local 95.8%
 WBE 0%
 MBE 0%

FUNDING



FINANCIAL SUMMARY

| | Project Budget | Committed | % Committed | Paid To Date |
|--------------|--------------------|--------------------|---------------|--------------------|
| | A | B | C=B/A | D |
| Design | \$0 | \$2,392 | 0.00% | \$2,392 |
| Construction | \$3,300,000 | \$1,821,352 | 55.19% | \$1,821,352 |
| Contingency | \$0 | \$0 | 0.00% | \$0 |
| TOTAL | \$3,300,000 | \$1,823,744 | 55.26% | \$1,823,745 |

NOTES

County Road 880 is approximately 19 miles in length. This project entails resurfacing a portion of County Road 880 each year. Construction complete for FY2017 thru 2023.



Monthly Infrastructure Sales Tax Project Report

Large Cap Projects

Data Date: 1/18/2024

Report Date: 1/31/2024

DESCRIPTION/TEAM

SCOPE

PHOTO

Project Title: Brown's Farms Road

Resurfacing approximately 2 miles (4 lane miles) of a portion of Brown's Farm Road from CR 880 to South Terminus each year.

Project Number: 1540
 BCC District: 06
 Delivery Method: Annual Construction Contract
 Category: R04-Resurfacing
 Status: Construction
 Designer: N/A
 Contractor: Community
 Project Manager: Darren Prainito



SCHEDULE SUMMARY

| | Original | Actual |
|-------------------------------|------------|------------|
| FY 2017 Construction Complete | 12/22/2017 | 12/22/2017 |
| FY 2018 Construction Complete | 12/1/2018 | 11/30/2018 |
| FY 2019 Construction Complete | 12/31/2019 | 11/1/2019 |
| FY 2020 Construction Complete | 12/18/2020 | 12/2/2020 |
| FY2021 Construction Complete | 12/17/2021 | 10/18/2021 |
| FY 2022 Construction Complete | 12/22/2022 | 7/19/2022 |
| FY 2023 Construction Complete | 12/19/2023 | 12/1/2023 |
| FY 2024 Construction Complete | 12/24/2024 | |

PARTICIPATION

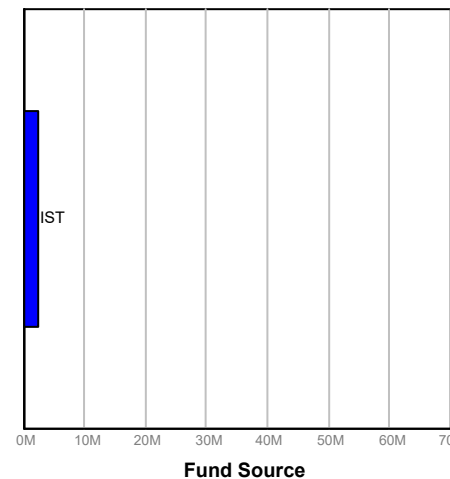
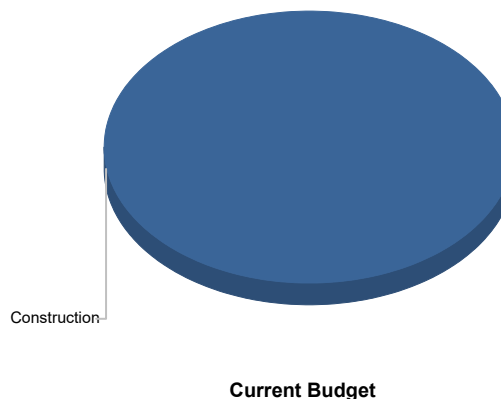
Consultant

SBE N/A
 Local N/A
 WBE N/A
 MBE N/A

Contractor

SBE 7.4%
 Local 94.4%
 WBE 0%
 MBE 0%

FUNDING



FINANCIAL SUMMARY

| | Project Budget | Committed | % Committed | Paid To Date |
|--------------|--------------------|--------------------|---------------|--------------------|
| | A | B | C=B/A | D |
| Design | \$0 | \$1,588 | 0.00% | \$1,588 |
| Construction | \$2,300,000 | \$1,483,591 | 64.50% | \$1,431,591 |
| Contingency | \$0 | \$0 | 0.00% | \$0 |
| TOTAL | \$2,300,000 | \$1,485,179 | 64.57% | \$1,433,179 |

NOTES

Brown's Farm Road is approximately 14 miles in length. This project entails resurfacing a portion of Brown's Farm Road each year. Construction complete for FY2017 thru 2023.



Monthly Infrastructure Sales Tax Project Report

Large Cap Projects

Data Date: 1/18/2024

Report Date: 1/31/2024

DESCRIPTION/TEAM

SCOPE

PHOTO

Project Title: Prosperity Farms Rd. over SFWMD C-17 Canal (934116)
Project Number: 1555
BCC District: 01
Delivery Method: Design CCNA
Category: B08-Bridge Replacements
Status: Design
Designer: Scalar
Contractor: TBD - (bid)
Project Manager: Will Carey

This project will replace an existing bridge that was built over 60 years ago. The new bridge will improve traffic safety (lane widths, bike lanes, parapets), improve roadway drainage, and enhance pedestrian sidewalk safety. Note the current bridge is weight restricted.
 FY 2018 IST \$500,000
 FY 2021 IST \$1,500,000
 FY 2022 IST \$6,000,000



SCHEDULE SUMMARY

| | Original | Actual |
|-----------------------------------|------------|------------|
| Design Contract Notice to Proceed | 11/19/2019 | 11/19/2019 |
| Design Completion | 10/1/2023 | |
| Construction Bid Date | 2/1/2024 | |
| Construction Start | 6/1/2024 | |
| Construction Complete | 6/1/2026 | |

PARTICIPATION

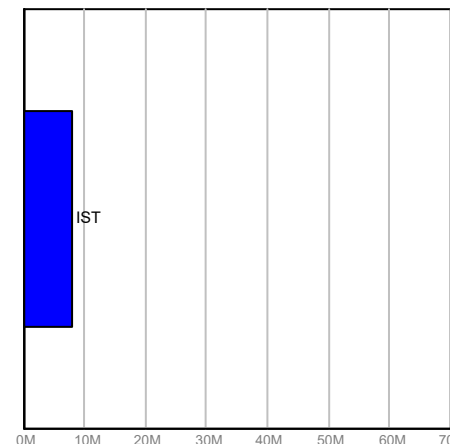
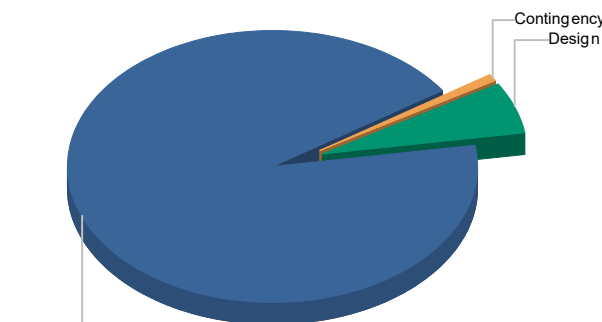
Consultant

SBE 98%
 Local 100%
 WBE 0%
 MBE 0%

Contractor

SBE TBD
 Local TBD
 WBE TBD
 MBE TBD

FUNDING



FINANCIAL SUMMARY

| | Project Budget | Committed | % Committed | Paid To Date |
|--------------|--------------------|------------------|--------------|------------------|
| | A | B | C=B/A | D |
| Design | \$500,000 | \$496,323 | 99.26% | \$422,436 |
| Construction | \$7,450,000 | \$10,810 | 0.15% | \$10,794 |
| Contingency | \$50,000 | \$8,365 | 16.73% | \$8,365 |
| TOTAL | \$8,000,000 | \$515,498 | 6.44% | \$441,595 |

NOTES

Design is ongoing (90% complete). The scheduled dates have been revised to depict design and permitting delays.



Monthly Infrastructure Sales Tax Project Report

Large Cap Projects

Data Date: 1/18/2024

Report Date: 1/31/2024

DESCRIPTION/TEAM

SCOPE

PHOTO

Project Title: Belvedere Rd over E-3 canal (934205 & 934206)
Project Number: 1556
BCC District: 02
Delivery Method: Design CCNA
Category: B08-Bridge Replacements
Status: Design
Designer: Stantec
Contractor: TBD (bid)
Project Manager: Maroun Azzi

This project will replace the existing bridges that were built over 40 years ago. The new bridge(s) will improve traffic safety (lane widths, bike lanes, parapets), update the guardrail system, improve roadway drainage, restore the slope protection, and enhance pedestrian sidewalk safety.
 FY 2018 IST \$450,000
 FY 2021 IST \$1,350,000
 FY 2022 IST \$300,000



SCHEDULE SUMMARY

| | Original | Actual |
|-----------------------------------|------------|------------|
| Design Contract Notice to Proceed | 10/22/2019 | 10/22/2019 |
| Design Completion | 12/1/2023 | |
| Construction Bid Date | 3/1/2024 | |
| Construction Start | 8/1/2024 | |
| Construction Complete | 3/1/2026 | |

PARTICIPATION

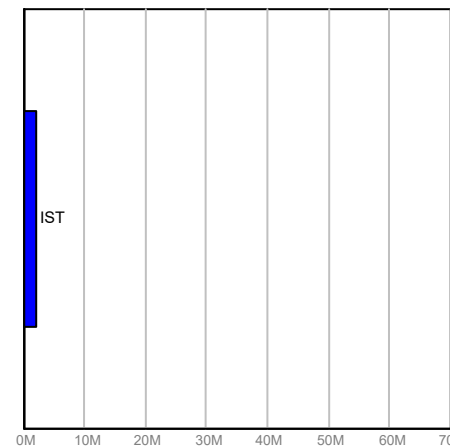
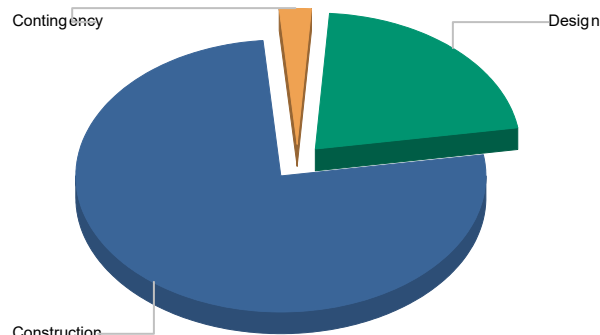
Consultant

SBE 30%
 Local 100%
 WBE 0%
 MBE 0%

Contractor

SBE TBD
 Local TBD
 WBE TBD
 MBE TBD

FUNDING



FINANCIAL SUMMARY

| | Project Budget | Committed | % Committed | Paid To Date |
|--------------|--------------------|------------------|---------------|------------------|
| | A | B | C=B/A | D |
| Design | \$450,000 | \$402,311 | 89.40% | \$282,540 |
| Construction | \$1,600,000 | \$212,801 | 13.30% | \$5,770 |
| Contingency | \$50,000 | \$0 | 0.00% | \$0 |
| TOTAL | \$2,100,000 | \$615,113 | 29.29% | \$288,310 |

NOTES

Design is ongoing (80% complete).



Monthly Infrastructure Sales Tax Project Report

Large Cap Projects

Data Date: 1/18/2024

Report Date: 1/31/2024

DESCRIPTION/TEAM

Project Title: Various other locations Countywide

Project Number: 1558
 BCC District: Multiple
 Delivery Method: Annual Construction Contract
 Category: D02-Drainage (Pipe Replacements)
 Status: Construction
 Designer: N/A
 Contractor: Hinterland
 Project Manager: Darren Prainito

SCOPE

This project will repair and/or replace existing pipe culverts and drainage structures along various roads and canals Countywide. These repairs are needed in order to properly drain and maintain the various roads and canals in a safe operating condition.

PHOTO



SCHEDULE SUMMARY

| | Original | Actual |
|---------------------------------------|------------|------------|
| Jupiter Farms (133rd Rd. & 156th St.) | 8/1/2018 | 3/12/2018 |
| 1069 Edgehill Road | 8/15/2018 | 6/12/2018 |
| Limestone Creek & Palm Garden St. | 8/1/2018 | 7/17/2018 |
| 3261 Atlantic Road | 8/15/2018 | 7/1/2018 |
| Van Buren Road @ E-3 Canal | 8/1/2018 | 6/15/2018 |
| 19506 Trails End Terrace | 8/1/2018 | 5/11/2018 |
| Jupiter Farms (4 locates) | 10/15/2018 | 8/21/2018 |
| 6361 Wood Lake Rd./19650 Red Maple F | 10/1/2018 | 10/1/2018 |
| 19598 Trails End Terrace | 9/15/2018 | 8/20/2018 |
| 19582 Trails End Terrace | 9/1/2018 | 9/1/2018 |
| 6558 Wood Lake Road | 9/15/2018 | 9/14/2018 |
| 6126 Wood Lake Road | 10/15/2018 | 12/12/2018 |
| 6528 Wood Lake Road | 11/1/2018 | 12/12/2018 |

PARTICIPATION

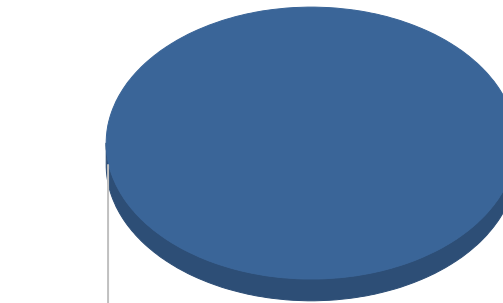
Consultant

SBE N/A
 Local N/A
 WBE N/A
 MBE N/A

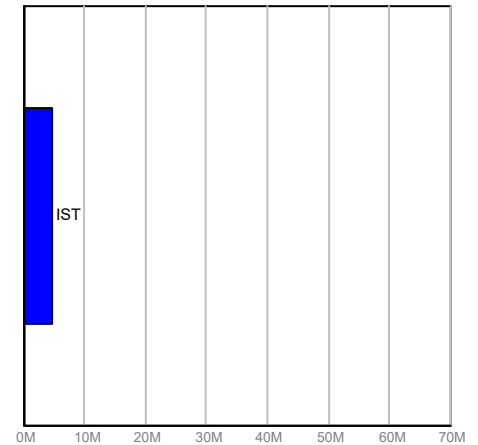
Contractor

SBE 100%
 Local 100%
 WBE 0%
 MBE 0%

FUNDING



Current Budget



Fund Source

FINANCIAL SUMMARY

| | Project Budget | Committed | % Committed | Paid To Date |
|--------------|--------------------|--------------------|---------------|--------------------|
| | A | B | C=B/A | D |
| Construction | \$4,700,000 | \$1,334,431 | 28.39% | \$1,311,401 |
| Contingency | \$0 | \$0 | 0.00% | \$0 |
| TOTAL | \$4,700,000 | \$1,334,431 | 28.39% | \$1,311,401 |

NOTES

This project is funded in:
 FY 2018 \$500,000, FY 2021 \$500,000, FY 2022 \$200,000
 FY 2023 \$200,000, FY 2024 \$3,200,000, FY 2025 \$100,000

The total project is estimated at \$4,700,000.



Monthly Infrastructure Sales Tax Project Report

Large Cap Projects

Data Date: 1/18/2024

Report Date: 1/31/2024

DESCRIPTION/TEAM

Project Title: Video Detection (80 +/- intersection)

Project Number: 1580
 BCC District: Multiple
 Delivery Method: Annual Traffic Signals Contract
 Category: S08-Signals and Signal Systems
 Status: Construction
 Designer: N/A
 Contractor: Gerelco
 Project Manager: Fattoush Jafar

SCOPE

This project will replace the traffic detection at numerous signalized intersections from the existing inductive loop system to video detection. The video detection system is more reliable and easier to maintain.

PHOTO



SCHEDULE SUMMARY

| | Original | Actual |
|-------------------------------|-----------|------------|
| Military Tr. & Garden Lake | 8/1/2018 | 11/21/2018 |
| Gateway & Renaissance Commons | 9/1/2018 | 4/3/2019 |
| Australian & Turnage | 10/1/2018 | 1/7/2019 |
| Woolbright & Hagen Ranch | 11/1/2018 | 4/4/2019 |
| Belvedere & Country Club Road | 12/1/2018 | 4/4/2019 |
| Palm Beach Lakes & Wellesley | 1/1/2019 | 4/4/2019 |

PARTICIPATION

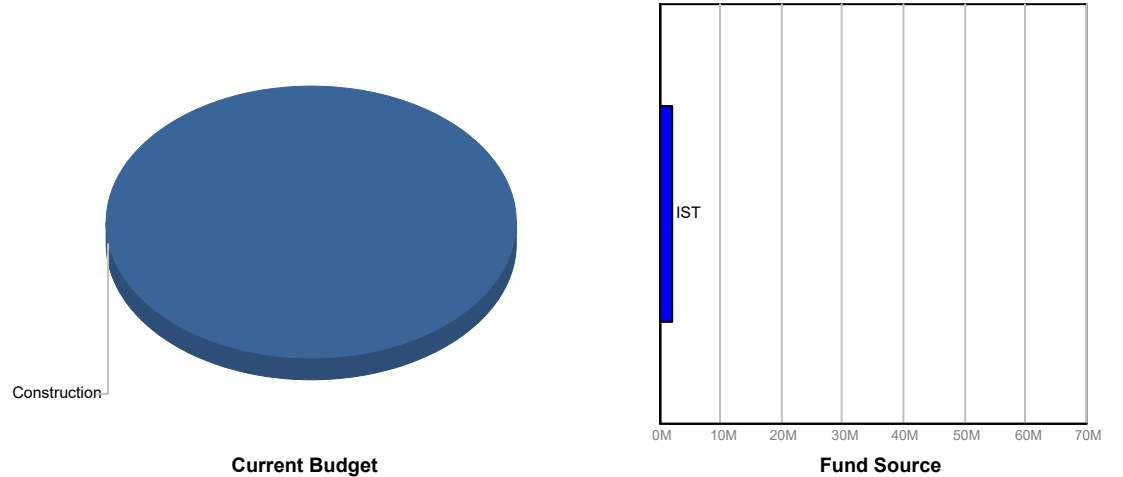
Consultant

SBE N/A
 Local N/A
 WBE N/A
 MBE N/A

Contractor

SBE 0%
 Local 23%
 WBE 0%
 MBE 0%

FUNDING



FINANCIAL SUMMARY

| | Project Budget | Committed | % Committed | Paid To Date |
|--------------|--------------------|------------------|--------------|------------------|
| | A | B | C=B/A | D |
| Construction | \$2,200,000 | \$199,597 | 9.07% | \$199,597 |
| Contingency | \$0 | \$0 | 0.00% | \$0 |
| TOTAL | \$2,200,000 | \$199,597 | 9.07% | \$199,597 |

NOTES

Work has been completed at six intersections. This project is funded in:
 FY 2018 \$200,000
 FY 2023 \$300,000
 FY 2024 \$800,000
 FY 2026 \$900,000
 The total project is estimated at \$2,200,000.



Monthly Infrastructure Sales Tax Project Report

Large Cap Projects

Data Date: 1/18/2024

Report Date: 1/31/2024

DESCRIPTION/TEAM

SCOPE

PHOTO

Project Title: FY 2018 Street Lighting LED Replacements - Countywide
Project Number: 1581
BCC District: CW
Delivery Method: Florida Power and Light
Category: S14-Street Lighting
Status: Construction
Designer: Florida Power and Light
Contractor: Florida Power and Light
Project Manager: May Cheng

These projects will replace the high pressure sodium street lights with LED lights. Many of the street lights along County roads are owned and maintained by Florida Power and Light (FPL) with the County paying all the operation and maintenance costs (including power). FPL will be responsible for the final design and installation to convert the street lighting to the newer LED technology, and the County will reimburse FPL all applicable conversion costs. The result will provide a cost savings, better quality illumination, and a more desirable environmental light source.



SCHEDULE SUMMARY

| | Original | Actual |
|--|------------|------------|
| Gun Club Road/Bosque to Congress | 8/16/2019 | 8/16/2019 |
| Congress/Okeechobee to Belvedere | 8/16/2019 | 8/16/2019 |
| 10th Avenue North/Haverhill to Kirk | 12/11/2019 | 12/11/2019 |
| Community/Haverhill to Military | 8/16/2019 | 8/16/2019 |
| Haverhill Road/WPB City to Haverhill City | | |
| Glades Road/State Road 7 to Boca Rio | | |
| Boynton Beach Boulevard/Turnpike to Kn | | |
| Jog Road/Belvedere to State Road 80 | 7/28/2021 | 7/28/2021 |
| Forest Hill/Turnpike to Pinehurst & Jog to | | |
| Haverhill/State Road 80 to Lake Worth | | |
| Congress/Lantana to Hypoluxo & Gun Cl | 9/14/2021 | 9/14/2021 |
| Gateway/Military to Windward | 8/1/2019 | 8/1/2019 |
| Belvedere Road/RPB City to Haverhill Cit | | |

PARTICIPATION

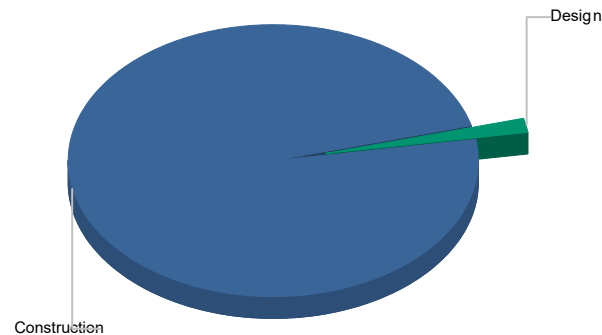
Consultant

SBE N/A
 Local N/A
 WBE N/A
 MBE N/A

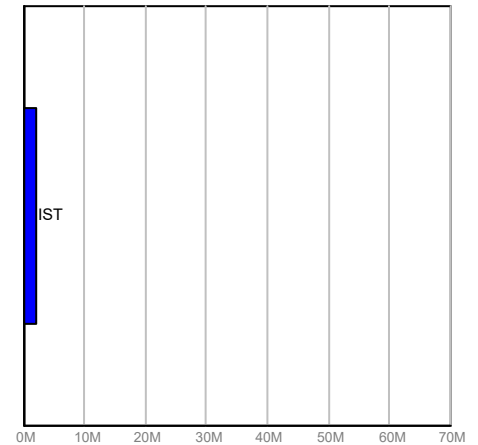
Contractor

SBE N/A
 Local N/A
 WBE N/A
 MBE N/A

FUNDING



Current Budget



Fund Source

FINANCIAL SUMMARY

| | Project Budget | Committed | % Committed | Paid To Date |
|--------------|--------------------|--------------------|---------------|------------------|
| | A | B | C=B/A | D |
| Design | \$30,000 | \$26,175 | 87.25% | \$26,175 |
| Construction | \$1,920,000 | \$1,799,811 | 93.74% | \$606,800 |
| Contingency | \$0 | \$0 | 0.00% | \$0 |
| TOTAL | \$1,950,000 | \$1,825,986 | 93.64% | \$632,975 |

NOTES

There are 16 street lighting projects (road segments) funded (\$1,950,000) for conversion in FY 2018. All 16 projects have been forwarded to FPL requesting final design and installation. As of 12/1/22, eight projects have been completed, and the street lighting along a portion of the Hypoluxo Road project has also been converted.




Monthly Infrastructure Sales Tax Project Report

Large Cap Projects

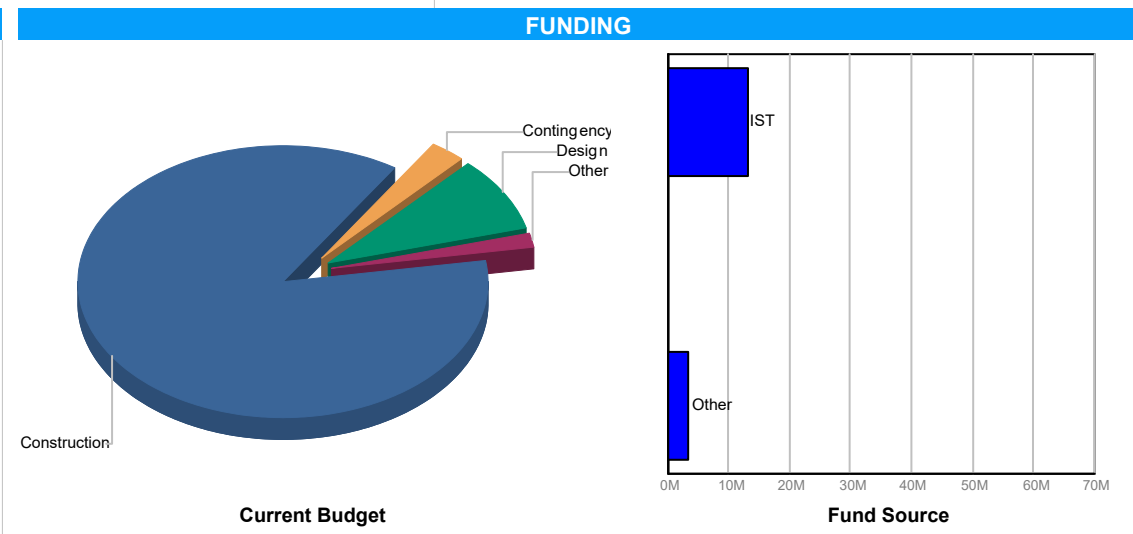
Data Date: 1/18/2024

Report Date: 1/31/2024

| DESCRIPTION/TEAM | SCOPE | PHOTO |
|---|---|---|
| <p>Project Title: Courthouse Electronics System R&R/Command Center</p> <p>Project Number: 16208</p> <p>BCC District: 07</p> <p>Delivery Method: Construction Management</p> <p>Category: J02-Judicial</p> <p>Status: Construction</p> <p>Designer: TLC Engineering</p> <p>Contractor: Hedrick Brothers Construction Co., Inc.</p> <p>Project Manager: Rich Avery</p> | <p>Security Systems replacement at the Main County Courthouse including the Security Management System, Access Control System, CCTV system, Duress System, Intercom, Elevator Override, and Fire Alarm. The Project will also include addressing the emergency egress procedures for the facility, as well as build-out for the expansion of the 4th floor Command Center.</p> <p>Total IST, and Ad Valorem funding for this project is \$16,514,475; Total IST funds are \$12,999,700, which are comprised of FY17 IST funds of \$1,300,000 and FY18 IST funds of \$8,699,700 and FY 19 IST funds of \$3,000,000. Ad Valorem funds are \$3,449,845</p> |  |

| SCHEDULE SUMMARY | | |
|------------------------|------------|-----------|
| | Original | Actual |
| Project Start | 2/19/2016 | 2/19/2016 |
| Design Start | 2/15/2017 | 2/15/2017 |
| Construction - Start | 11/26/2018 | 1/7/2019 |
| Substantial Completion | 2/1/2021 | 5/21/2021 |
| Project Completion | 4/1/2021 | |

| PARTICIPATION | |
|-------------------|-------|
| Consultant | |
| SBE | 13.4% |
| Local | 100% |
| WBE | N/A |
| MBE | N/A |
| Contractor | |
| SBE | 25% |
| Local | 100% |
| WBE | N/A |
| MBE | N/A |



| FINANCIAL SUMMARY | | | | |
|---------------------------------|---------------------|---------------------|---------------|---------------------|
| | Project Budget | Committed | % Committed | Paid To Date |
| | A | B | C=B/A | D |
| Design | \$1,456,336 | \$1,342,276 | 92.17% | \$949,157 |
| Construction | \$14,307,700 | \$14,282,400 | 99.82% | \$12,795,748 |
| Furniture, Fixtures & Equipment | \$0 | \$0 | 0.00% | \$0 |
| Other | \$285,139 | \$116,318 | 40.79% | \$116,318 |
| Contingency | \$465,300 | \$0 | 0.00% | \$0 |
| TOTAL | \$16,514,475 | \$15,740,994 | 95.32% | \$13,861,223 |

NOTES

Reviewing punch list revisions to ensure that all items on the original punch list have been completed is ongoing. Final review and close out pending.



Monthly Infrastructure Sales Tax Project Report

Large Cap Projects

Data Date: 1/18/2024

Report Date: 1/31/2024

DESCRIPTION/TEAM

Project Title: Jupiter Beach Rd. over Branch of ICWW

Project Number: 1657
 BCC District: 01
 Delivery Method: Design CCNA
 Category: B08-Bridge Replacements
 Status: Design
 Designer: Alan Gerwig & Associates
 Contractor: TBD
 Project Manager: Maroun Azzi

SCOPE

This project will replace an existing bridge that was built over 60 years ago. The project will improve traffic safety (lane widths, bike lanes, sidewalks, etc.) and improve drainage and embankment/slope protection.

PHOTO



SCHEDULE SUMMARY

| | Original | Actual |
|-------------------------------|-----------|-----------|
| Project Start | 4/1/2022 | 4/13/2022 |
| Consultant Procurement Finish | 2/1/2023 | 1/10/2023 |
| Design Start | 5/1/2023 | 1/23/2023 |
| Design Complete | 12/1/2025 | |
| Construction Start | 6/1/2026 | |
| Construction Complete | 12/1/2027 | |

PARTICIPATION

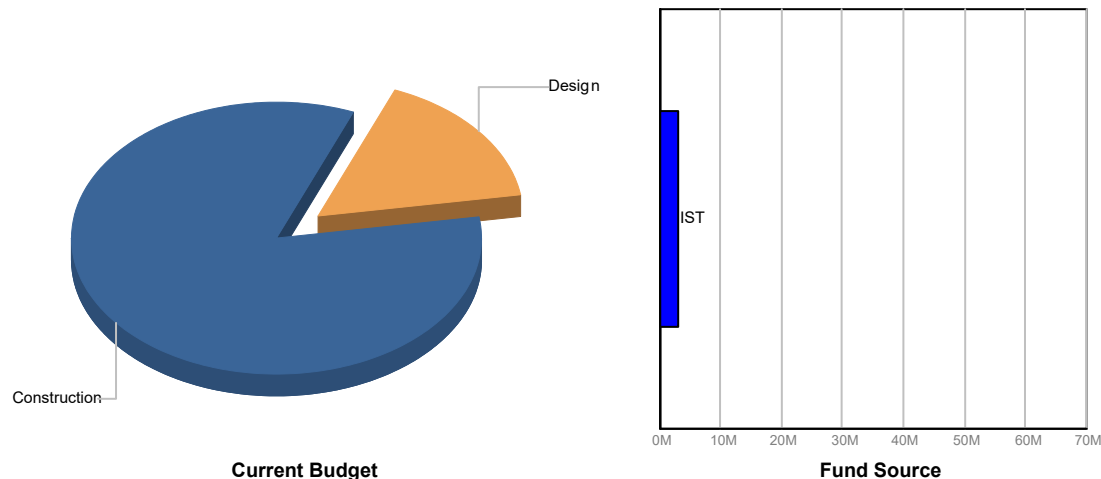
Consultant

SBE 90%
 Local 100%
 WBE 0%
 MBE 0%

Contractor

SBE TBD
 Local TBD
 WBE TBD
 MBE TBD

FUNDING



FINANCIAL SUMMARY

| | Project Budget | Committed | % Committed | Paid To Date |
|--------------|--------------------|------------------|---------------|-----------------|
| | A | B | C=B/A | D |
| Design | \$500,000 | \$303,797 | 60.76% | \$56,621 |
| Construction | \$2,529,000 | \$3,678 | 0.15% | \$3,678 |
| TOTAL | \$3,029,000 | \$307,475 | 10.15% | \$60,298 |

NOTES

The project is funded for design (\$500k) in FY22 and for construction (\$2.5m) in FY25. Design is ongoing (5% complete)



Monthly Infrastructure Sales Tax Project Report

Large Cap Projects

Data Date: 1/18/2024

Report Date: 1/31/2024

DESCRIPTION/TEAM

SCOPE

PHOTO

Project Title: Australian Ave. from Banyan St. to 45th St.
Project Number: 1658
BCC District: 07
Delivery Method: Design CCNA
Category: D04-Drainage Improvements
Status: Design
Designer: HSQ
Contractor: TBD (Bid)
Project Manager: Maroun Azzi

The project will include drainage improvements (pipd drainage system) and a new paving surface for a wider 4-lane divided section with new pathways on both sides along Australian Avenue from Banyan Blvd. to 45th Street. The work scope may also include replacing the twin bridges over Clear Lake (possible culverts) and replacing the twin bridges over the Carver Canal.



SCHEDULE SUMMARY

| | Original | Actual |
|-----------------------|------------|-----------|
| Design Start | 3/1/2022 | 4/12/2022 |
| Design Complete | 6/1/2024 | |
| Construction Bid Date | 9/1/2024 | |
| Construction Start | 12/28/2024 | |
| Construction Complete | 12/28/2026 | |

PARTICIPATION

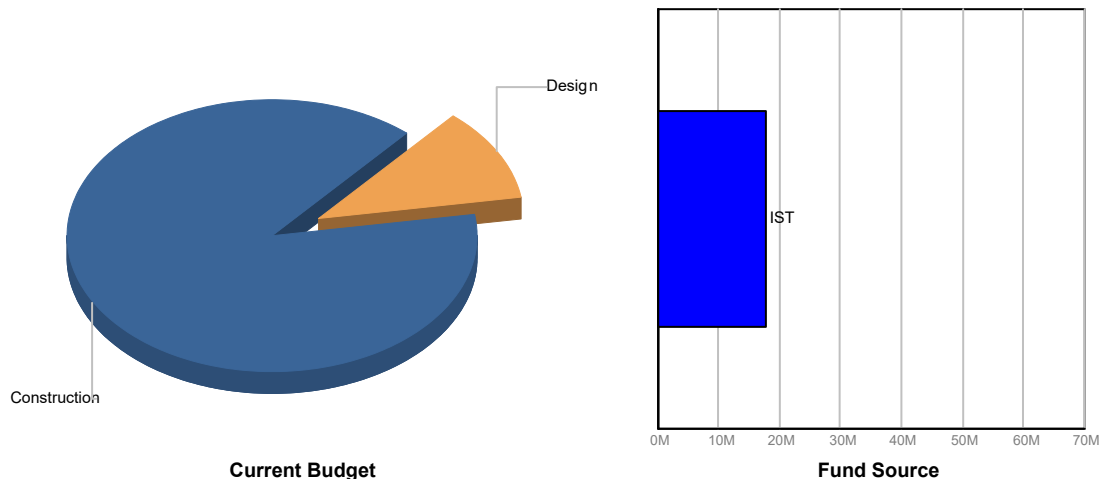
Consultant

- SBE 90.4%
- Local 100%
- WBE 0.4%
- MBE 5.6%

Contractor

- SBE TBD
- Local TBD
- WBE TBD
- MBE TBD

FUNDING



FINANCIAL SUMMARY

| | Project Budget | Committed | % Committed | Paid To Date |
|--------------|---------------------|--------------------|---------------|--------------------|
| | A | B | C=B/A | D |
| Design | \$2,000,000 | \$1,792,586 | 89.63% | \$1,159,000 |
| Construction | \$15,800,000 | \$2,742,715 | 17.36% | \$119,860 |
| TOTAL | \$17,800,000 | \$4,535,301 | 25.48% | \$1,278,859 |

NOTES

Design is ongoing (65% complete). The project is funded for design (\$2m) in FY21 and for construction (\$15.8m) in FY24 and FY25. The total cost of the project is estimated at over \$30m. It is anticipated that a Florida Department of Environmental Protection (FDEP) Resiliency grant of \$13.4m will be received for the project.



Monthly Infrastructure Sales Tax Project Report

Large Cap Projects

Data Date: 1/18/2024

Report Date: 1/31/2024

DESCRIPTION/TEAM

SCOPE

PHOTO

Project Title: Belvedere Rd canal piping & sidewalk addition (62nd Dr. N. to Haverhill park)

Project Number: 1661
 BCC District: 02
 Delivery Method: Design CCNA
 Category: P04-Pathways
 Status: Design
 Designer: Keshavarz
 Contractor: TBD (Bid)
 Project Manager: Maroun Azzi

This project will add a new sidewalk (SW) on the south side of Belvedere Road from 62nd Dr. N. to the Haverhill park (just east of the E-3 Canal) - connecting to the existing south SW at the park's frontage. The SW may require the piping of Lake Worth Drainage District's (LWDD) L-3 Canal.

FY 2021 IST \$500,000
 FY 2024 IST \$3,100,000



SCHEDULE SUMMARY

| | Original | Actual |
|-----------------------|-----------|--------|
| Study Complete | 4/20/2024 | |
| Design Complete | | |
| Construction Bid Date | | |
| Construction Start | | |
| Construction Complete | | |

PARTICIPATION

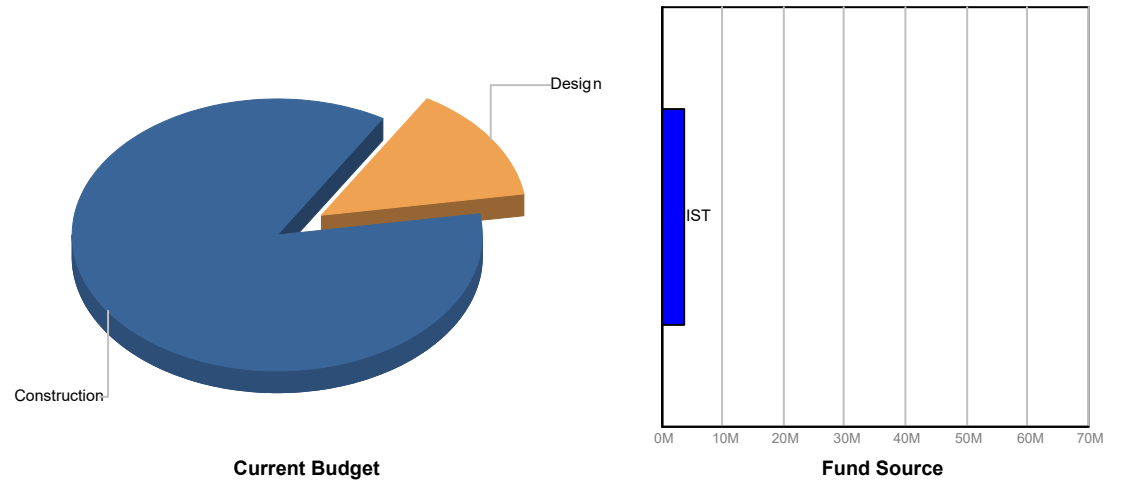
Consultant

SBE 100%
 Local 100%
 WBE 0%
 MBE 0%

Contractor

SBE TBD
 Local TBD
 WBE TBD
 MBE TBD

FUNDING



FINANCIAL SUMMARY

| | Project Budget | Committed | % Committed | Paid To Date |
|--------------|--------------------|-----------------|--------------|-----------------|
| | A | B | C=B/A | D |
| Design | \$500,000 | \$95,021 | 19.00% | \$81,629 |
| Construction | \$3,100,000 | \$2,188 | 0.07% | \$2,188 |
| TOTAL | \$3,600,000 | \$97,209 | 2.70% | \$83,817 |

NOTES

The project is in the study phase to determine a more precise work scope. The project is funded for design (\$500k) in FY21 and for construction (\$3.1M) in FY24.



Monthly Infrastructure Sales Tax Project Report

Large Cap Projects

Data Date: 1/18/2024

Report Date: 1/31/2024

DESCRIPTION/TEAM

SCOPE

PHOTO

Project Title: Congress Ave. from Palm Beach Lakes to 45th St.
Project Number: 1664
BCC District: 07
Delivery Method: Annual Construction Contract
Category: R04-Resurfacing
Status: Construction
Designer: N/A
Contractor: Ranger
Project Manager: Darren Prainito

Resurfacing 2.6 miles (11.4 lane miles) of Congress Avenue from Palm Beach Lakes Boulevard to 45th Street.
 FY2021 IST \$1,000,000
 FY2024 IST \$250,000



SCHEDULE SUMMARY

PARTICIPATION

FUNDING

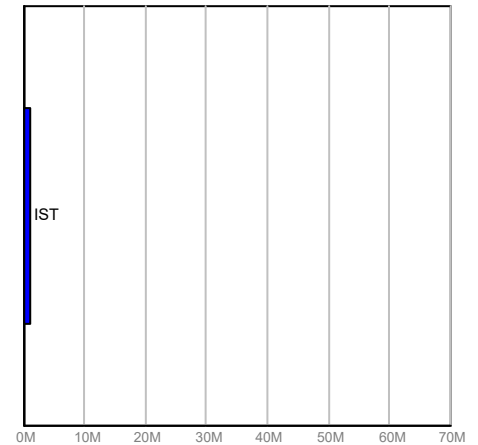
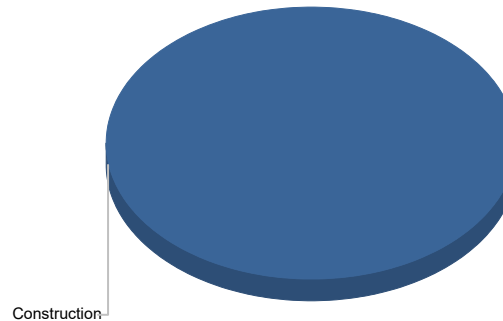
| | Original | Actual |
|-------------------------------|-----------|--------|
| Milling and Pavement Complete | 12/1/2023 | |
| ADA (Curb/Cut Ramps) Complete | 2/14/2024 | |
| Traffic Striping Complete | 1/1/2024 | |
| Traffic Loops Complete | 4/1/2024 | |

Consultant

SBE N/A
 Local N/A
 WBE N/A
 MBE N/A

Contractor

SBE 15%
 Local 100%
 WBE 0%
 MBE 0%



Current Budget

Fund Source

FINANCIAL SUMMARY

NOTES

| | Project Budget | Committed | % Committed | Paid To Date |
|--------------|--------------------|------------------|---------------|----------------|
| | A | B | C=B/A | D |
| Construction | \$1,250,000 | \$901,675 | 72.13% | \$1,675 |
| TOTAL | \$1,250,000 | \$901,675 | 72.13% | \$1,675 |

Outstanding work includes milling and paving, updating ADA ramps, restriping the road, and replacing traffic loops.



Monthly Infrastructure Sales Tax Project Report

Large Cap Projects

Data Date: 1/18/2024

Report Date: 1/31/2024

DESCRIPTION/TEAM

SCOPE

PHOTO

Project Title: Belvedere Rd. Canal Piping

Project Number: 1690
 BCC District: 02
 Delivery Method: Design CCNA
 Category: B02-Belvedere Rd. Canal Piping
 Status: Design
 Designer: Keith
 Contractor: TBD (Bid)
 Project Manager: Maroun Azzi

This project will pipe a portion of a drainage ditch that runs along Belvedere Road and Troy Boulevard - adjacent to Palm Beach International Airport. The embankment area for the ditch is small and difficult to maintain. The undermining of this area continues and compromises the integrity of the sidewalk and road. Piping of the ditch is necessary to properly protect the road and sidewalk.

FY2022 IST \$300,000
 FY2024 IST \$1,100,000



SCHEDULE SUMMARY

| | Original | Actual |
|-----------------------|----------|--------|
| Study Complete | 9/1/2023 | |
| Design Complete | | |
| Construction Bid Date | | |
| Construction Start | | |
| Construction Complete | | |

PARTICIPATION

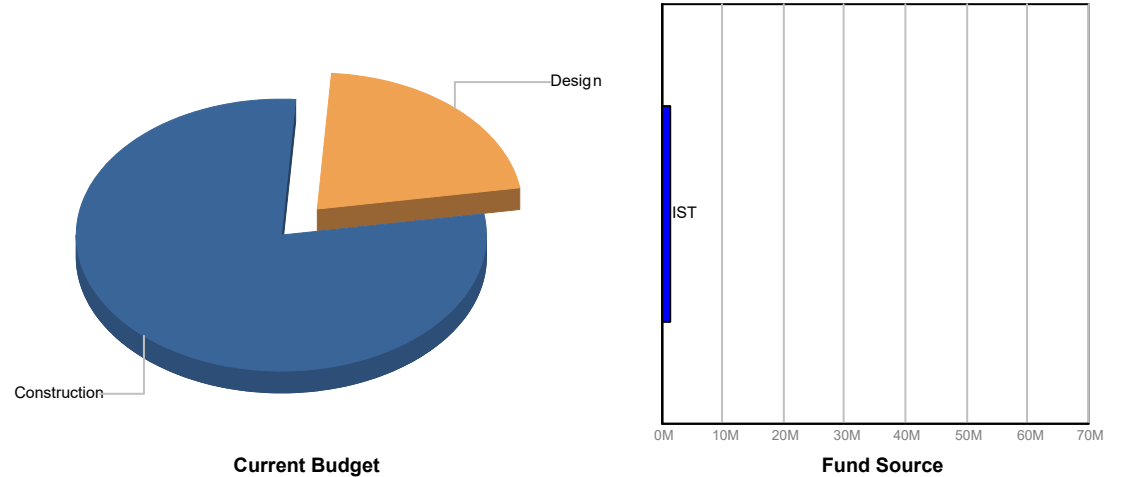
Consultant

SBE 50%
 Local 100%
 WBE 0%
 MBE 0%

Contractor

SBE TBD
 Local TBD
 WBE TBD
 MBE TBD

FUNDING



FINANCIAL SUMMARY

| | Project Budget | Committed | % Committed | Paid To Date |
|--------------|--------------------|-----------------|--------------|-----------------|
| | A | B | C=B/A | D |
| Design | \$300,000 | \$71,870 | 23.96% | \$29,293 |
| Construction | \$1,100,000 | \$1,660 | 0.15% | \$1,660 |
| TOTAL | \$1,400,000 | \$73,530 | 5.25% | \$30,953 |

NOTES

The project is in the study phase to determine a more precise work scope. The project is funded for design (\$300k) in FY22 and for construction (\$1.1m) in FY24.



Monthly Infrastructure Sales Tax Project Report

Large Cap Projects

Data Date: 1/18/2024

Report Date: 1/31/2024

DESCRIPTION/TEAM

SCOPE

PHOTO

Project Title: Barwick Rd. over LWDD Lat. 30 Canal (934455)
Project Number: 1691
BCC District: 04
Delivery Method: Design CCNA
Category: B04-Bridge Modifications
Status: Design
Designer: Alan Gerwig & Associates
Contractor: TBD
Project Manager: Kristine Frazelle-Smith

This project will replace an existing bridge that was built over 60 years ago. The project will improve traffic safety (lane widths, bike lanes, sidewalks, etc.) and improve drainage and embankment/slope protection.



SCHEDULE SUMMARY

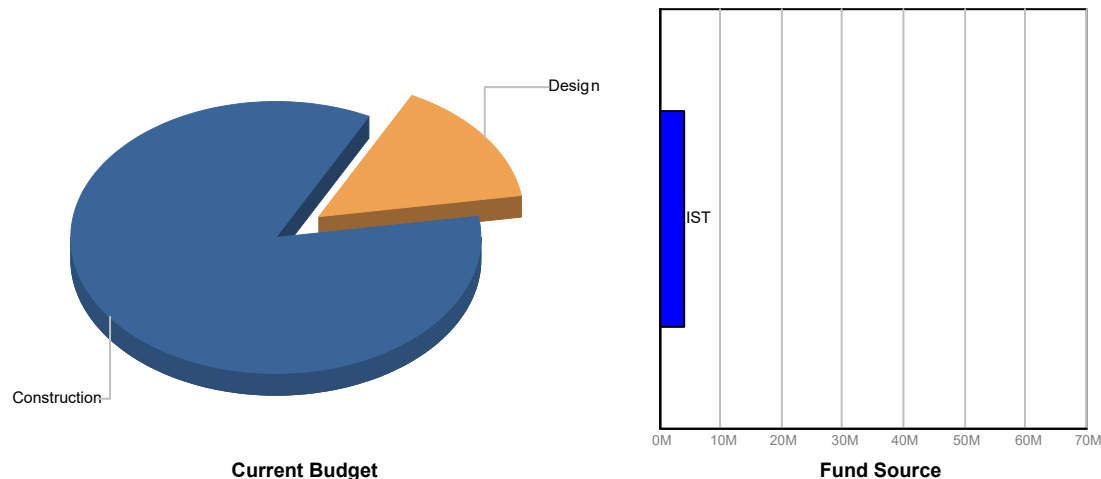
| | Original | Actual |
|-------------------------------|------------|------------|
| Project Start | 12/5/2023 | 12/5/2023 |
| Consultant Procurement Finish | 12/5/2023 | 12/5/2023 |
| Design Start | 12/12/2023 | 12/12/2023 |
| Design Complete | 10/1/2025 | |
| Permit Application | 4/1/2025 | |
| Permit Issued | 11/1/2025 | |
| Construction Start | 5/14/2026 | |
| Construction Complete | 5/14/2027 | |

PARTICIPATION

Consultant
 SBE 98%
 Local 100%
 WBE 0%
 MBE 15%

Contractor
 SBE TBD
 Local TBD
 WBE TBD
 MBE TBD

FUNDING



FINANCIAL SUMMARY

| | Project Budget | Committed | % Committed | Paid To Date |
|--------------|--------------------|------------------|--------------|----------------|
| | A | B | C=B/A | D |
| Design | \$600,000 | \$268,223 | 44.70% | \$2,337 |
| Construction | \$3,370,000 | \$0 | 0.00% | \$0 |
| TOTAL | \$3,970,000 | \$268,223 | 6.76% | \$2,337 |

NOTES

The project is funded for design (\$600k) in FY22 and for construction (\$3.37m) in FY26. Design is ongoing (0% complete).



Monthly Infrastructure Sales Tax Project Report

Large Cap Projects

Data Date: 1/18/2024

Report Date: 1/31/2024

DESCRIPTION/TEAM

SCOPE

PHOTO

Project Title: Summit Blvd. over C-51 Canal (934201)

Project Number: 1693
 BCC District: 03
 Delivery Method: Design CCNA
 Category: B08-Bridge Replacements
 Status: Design
 Designer: Consor Engineers, LLC
 Contractor: TBD
 Project Manager: Maroun Azzi

This project will replace an existing bridge that was built over 50 years ago. The project will improve traffic safety (lane widths, bike lanes, sidewalks, etc.) and improve drainage and embankment/slope protection. The project will also add a left turn lane servicing the adjacent school on the NE quadrant.



SCHEDULE SUMMARY

| | Original | Actual |
|-------------------------------|-----------|-----------|
| Project Start | 3/1/2022 | 3/1/2022 |
| Consultant Procurement Finish | 12/1/2022 | 12/1/2022 |
| Design Start | 4/1/2023 | 3/14/2023 |
| Design Complete | 6/1/2026 | |
| Permit Application | 1/1/2025 | |
| Permit Issued | 6/1/2026 | |
| Construction Start | 12/1/2026 | |
| Construction Complete | 1/1/2029 | |

PARTICIPATION

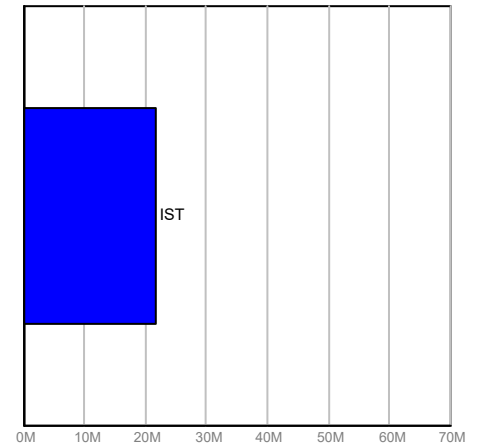
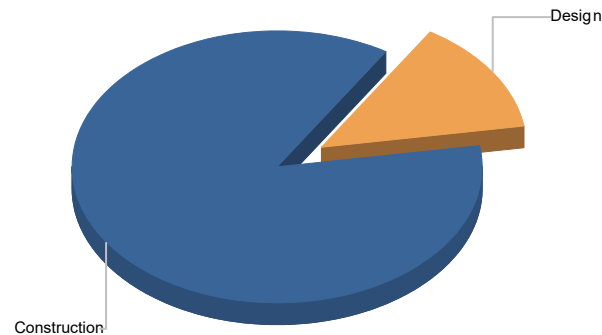
Consultant

SBE 40%
 Local 100%
 WBE 0%
 MBE 0%

Contractor

SBE TBD
 Local TBD
 WBE TBD
 MBE TBD

FUNDING



FINANCIAL SUMMARY

| | Project Budget | Committed | % Committed | Paid To Date |
|--------------|---------------------|------------------|--------------|------------------|
| | A | B | C=B/A | D |
| Design | \$3,000,000 | \$802,772 | 26.76% | \$191,536 |
| Construction | \$18,863,000 | \$3,519 | 0.02% | \$3,519 |
| TOTAL | \$21,863,000 | \$806,291 | 3.69% | \$195,055 |

NOTES

The project is funded for design (\$3m) in FY22 and for construction (\$18.863m) in FY27. Design is ongoing (5% complete).



Monthly Infrastructure Sales Tax Project Report

Large Cap Projects

Data Date: 1/18/2024

Report Date: 1/31/2024

DESCRIPTION/TEAM

Project Title: Seminole Colony east (Okeechobee/Military)
Project Number: 1694
BCC District: 07
Delivery Method: Design CCNA
Category: D04-Drainage Improvements
Status: Design
Designer: Masse Consulting Services
Contractor: TBD
Project Manager: Will Carey

SCOPE

The project will include drainage improvements along Seminole Colony East (Spafford Avenue, Scott Avenue, Indian Road, and Gardenia Street) just north of Okeechobee Boulevard.

PHOTO



SCHEDULE SUMMARY

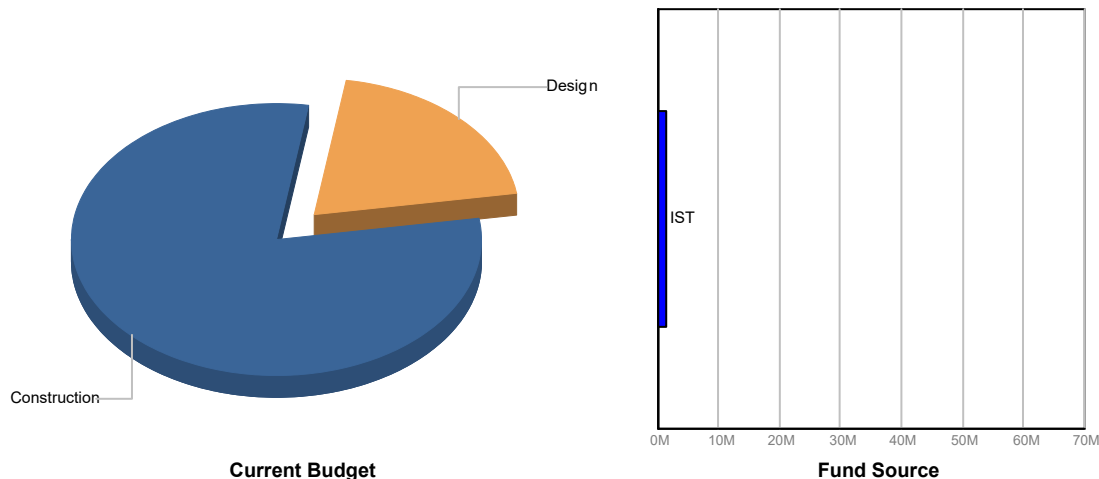
| | Original | Actual |
|-----------------------|-----------|----------|
| Design Start | 4/1/2023 | 4/1/2023 |
| Design Complete | 12/1/2024 | |
| Construction Bid Date | 3/1/2025 | |
| Construction Start | 7/1/2025 | |
| Construction Complete | 7/1/2026 | |

PARTICIPATION

Consultant
 SBE 94.6%
 Local 100%
 WBE 0%
 MBE 74.5%

Contractor
 SBE TBD
 Local TBD
 WBE TBD
 MBE TBD

FUNDING



FINANCIAL SUMMARY

| | Project Budget | Committed | % Committed | Paid To Date |
|--------------|--------------------|------------------|---------------|------------------|
| | A | B | C=B/A | D |
| Design | \$300,000 | \$296,217 | 98.74% | \$203,516 |
| Construction | \$1,200,000 | \$3,524 | 0.29% | \$3,524 |
| TOTAL | \$1,500,000 | \$299,742 | 19.98% | \$207,040 |

NOTES

Design is ongoing (35% complete). The project is funded for design (\$300k) in FY22 and for construction (\$1.2m) in FY24.




Monthly Infrastructure Sales Tax Project Report

Large Cap Projects

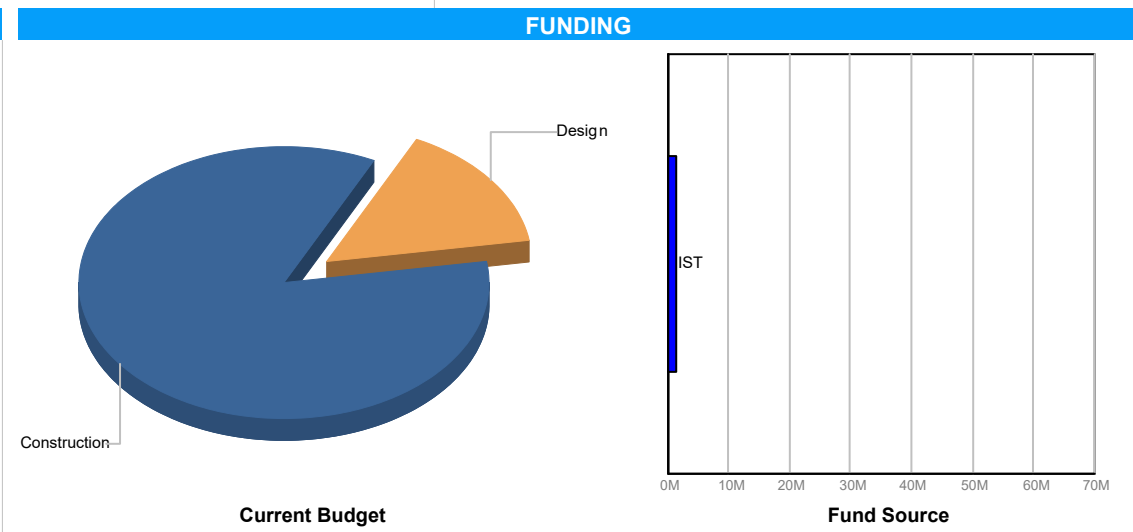
Data Date: 1/18/2024

Report Date: 1/31/2024

| DESCRIPTION/TEAM | SCOPE | PHOTO |
|---|---|---|
| <p>Project Title: Seminole Colony west (Okeechobee/Military)</p> <p>Project Number: 1695</p> <p>BCC District: 07</p> <p>Delivery Method: Design CCNA</p> <p>Category: D04-Drainage Improvements</p> <p>Status: Design</p> <p>Designer: Mock Roos</p> <p>Contractor: TBD</p> <p>Project Manager: Will Carey</p> | <p>The project will include drainage improvements along Seminole Colony West just north of Okeechobee Boulevard and east of Military Trail. The improvement anticipates piping an existing ditch from the south termini (starting around Schall Rd. and Gardenia St. - if both were extended) to the outfall into the PBCID-EPB-E 11-S Canal.</p> |  |

| SCHEDULE SUMMARY | | |
|-----------------------|-----------|----------|
| | Original | Actual |
| Design Start | 10/1/2023 | 9/1/2023 |
| Design Complete | 4/1/2025 | |
| Construction Bid Date | 8/1/2025 | |
| Construction Start | 11/1/2025 | |
| Construction Complete | 12/1/2026 | |

| PARTICIPATION | |
|-------------------|-------|
| Consultant | |
| SBE | 23.2% |
| Local | 100% |
| WBE | 0% |
| MBE | 0% |
| Contractor | |
| SBE | TBD |
| Local | TBD |
| WBE | TBD |
| MBE | TBD |



| FINANCIAL SUMMARY | | | | |
|-------------------|--------------------|------------------|---------------|----------------|
| | Project Budget | Committed | % Committed | Paid To Date |
| | A | B | C=B/A | D |
| Design | \$200,000 | \$148,336 | 74.17% | \$4,737 |
| Construction | \$1,100,000 | \$221 | 0.02% | \$221 |
| TOTAL | \$1,300,000 | \$148,557 | 11.43% | \$4,958 |

NOTES

Design is ongoing (0% complete). The project is funded for design (\$200k) in FY22 and for construction (\$1.1m) in FY24.



Monthly Infrastructure Sales Tax Project Report

Large Cap Projects

Data Date: 1/18/2024

Report Date: 1/31/2024

DESCRIPTION/TEAM

SCOPE

PHOTO

Project Title: Palmetto Park Rd. from Glades Rd. to Crawford Blvd.
Project Number: 1697
BCC District: Multiple
Delivery Method: Annual Construction Contract
Category: R04-Resurfacing
Status: Construction
Designer: N/A
Contractor: Ranger Construction Industries, Inc.
Project Manager: Thomas Coppini

Resurfacing 10 miles (51.8 lane miles) of Palmetto Park Road from Glades Road to Crawford Boulevard (SW 3rd Ave.)

Note: There is a pending 5 Yr. Road Program project in FY22 to improve Palmetto Park Road from Military Trail to I-95 that will include resurfacing the existing pavement. There is also an ongoing 5 Yr. Road Program project to replace the bridge over the E-4 (El Rio) Canal (with scheduled completion date in 2023).
 FY 2022 IST \$4,800,000



SCHEDULE SUMMARY

| | Original | Actual |
|-------------------------------|-----------|--------|
| Milling and Pavement Complete | 9/1/2022 | |
| ADA (Curb/Cut Ramps) Complete | 12/1/2022 | |
| Traffic Striping Complete | 12/1/2022 | |
| Traffic Loops Complete | 3/1/2023 | |

PARTICIPATION

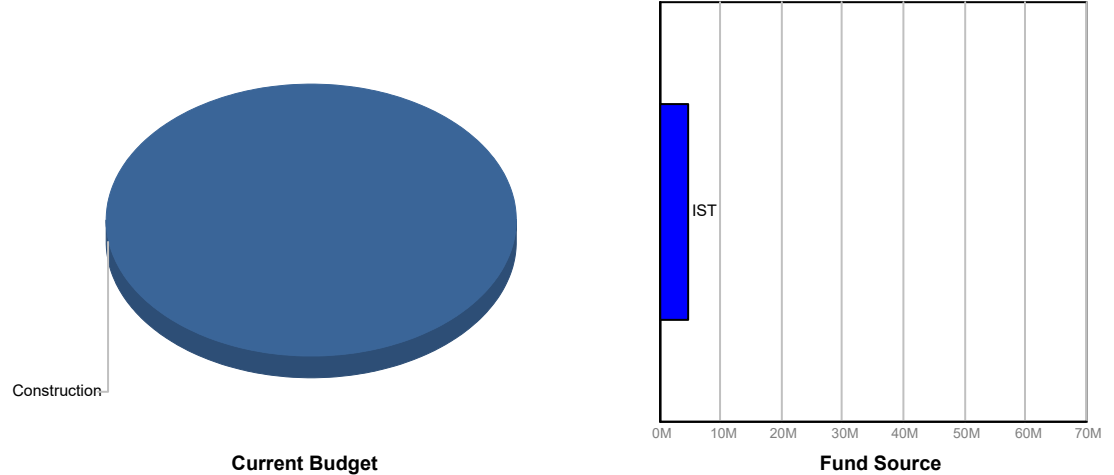
Consultant

SBE N/A
 Local N/A
 WBE N/A
 MBE N/A

Contractor

SBE 15%
 Local 100%
 WBE 0%
 MBE 0%

FUNDING



FINANCIAL SUMMARY

| | Project Budget | Committed | % Committed | Paid To Date |
|--------------|--------------------|--------------------|---------------|--------------------|
| | A | B | C=B/A | D |
| Construction | \$4,800,000 | \$4,672,357 | 97.34% | \$4,107,544 |
| TOTAL | \$4,800,000 | \$4,672,357 | 97.34% | \$4,107,544 |

NOTES

Outstanding work includes milling and paving, updating ADA ramps, restriping the road, and replacing traffic loops.

Resurfacing and striping are complete for over 7 miles from Glades Road to Military Trail. Waiting on other projects along Palmetto to coordinate any additional repaving efforts.



Monthly Infrastructure Sales Tax Project Report

Large Cap Projects

Data Date: 1/18/2024

Report Date: 1/31/2024

DESCRIPTION/TEAM

SCOPE

PHOTO

Project Title: Lake Lytal Aquatic Center Replace Public Aquatic Facility
Project Number: 17218
BCC District: 03
Delivery Method: Construction Management at Risk
Category: A02-Aquatic Facility Repair and Replacement
Status: Design
Designer: Harvard Jolly, Inc.
Contractor: Kauffman Lynn/ Hedrick Brothers
Project Manager: Amr Salam

The project entails constructing a new multi-phase Aquatic Complex mainly on undeveloped land along Kirk Rd. within Lake Lytal Park. The existing Pool Facility is to be demolished once the new aquatic center is opened to the public. The major components of the new Aquatic Complex will be a 70 Meter competition pool with dive well, a family water play area, 6-lane warm-up pool, flow riders, slides and building amenities such as restrooms, lockers, concession stand.



FY 2017 IST - \$4,000,000
 FY 2018 IST - \$2,000,000
 FY 2023 IST - \$6,152,500

SCHEDULE SUMMARY

| | Original | Actual |
|-------------------------------|------------|-----------|
| Project Start | 4/19/2018 | 4/19/2018 |
| Design Start (Master Plan) | 7/10/2018 | 7/10/2018 |
| Design Start (Aquatic Center) | 11/20/2018 | 5/1/2023 |
| Construction Start | 7/1/2019 | |
| Substantial Completion | 7/1/2020 | |
| Project Completion | 9/1/2020 | |

PARTICIPATION

Consultant

SBE 30%

Local 100%

WBE N/A

MBE N/A

Contractor

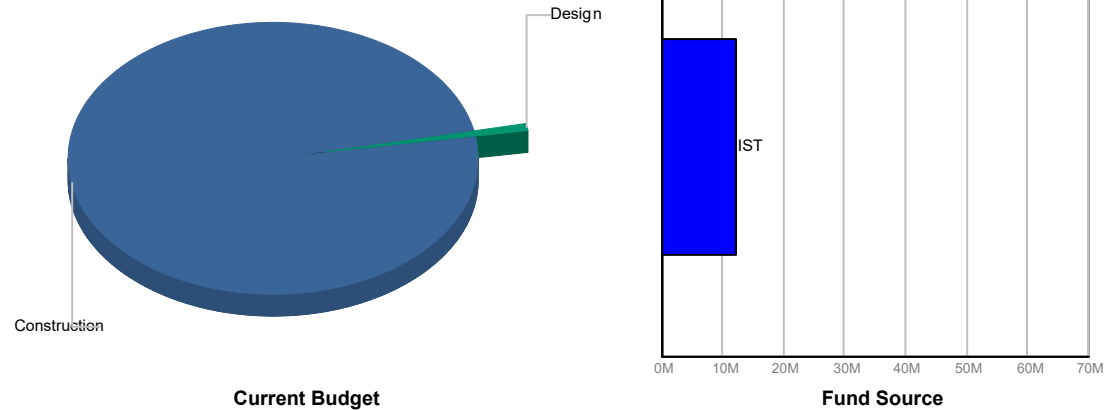
SBE 24.66%

Local N/A

WBE N/A

MBE N/A

FUNDING



FINANCIAL SUMMARY

| | Project Budget | Committed | % Committed | Paid To Date |
|---------------------------------|---------------------|--------------------|---------------|--------------------|
| | A | B | C=B/A | D |
| Design | \$112,902 | \$89,636 | 79.39% | \$52,068 |
| Construction | \$12,039,598 | \$2,821,130 | 23.43% | \$1,292,467 |
| Furniture, Fixtures & Equipment | \$0 | \$0 | 0.00% | \$0 |
| Other | \$0 | \$37,316 | 0.00% | \$37,316 |
| Contingency | \$0 | \$0 | 0.00% | \$0 |
| TOTAL | \$12,152,500 | \$2,948,082 | 24.26% | \$1,381,851 |

NOTES

Phase 1-Tree Removal & Relocation: Work in progress and about 90% completed. Phase 2- Site Development: KL GMP#2 approval by CID on 1/23/24, currently awaiting the official GMP#2 approved doc. Phase 3- Aquatic Center construction drawings are being revised to address the new code changes.



Monthly Infrastructure Sales Tax Project Report

Large Cap Projects

Data Date: 1/18/2024

Report Date: 1/31/2024

DESCRIPTION/TEAM

SCOPE

PHOTO

Project Title: East Ocean Ave. (C-812) over Hypoluxo Island Lagoon (934347)
Project Number: 1728
BCC District: 04
Delivery Method: Design CCNA
Category: B04-Bridge Modifications
Status: Design
Designer: Scalar
Contractor: TBD
Project Manager: Kristine Frazelle-Smith

This project will replace an existing bridge that was built over 35 years ago. The project will improve traffic safety (lane widths, bike lanes, sidewalks, etc.) and improve drainage and embankment/slope protection.



SCHEDULE SUMMARY

| | Original | Actual |
|-------------------------------|-----------|----------|
| Project Start | 9/1/2023 | 9/1/2023 |
| Consultant Procurement Finish | 1/23/2024 | |
| Design Start | 2/1/2024 | |
| Design Complete | 6/1/2026 | |
| Permit Application | 4/1/2025 | |
| Permit Issued | 6/1/2026 | |
| Construction Start | 12/1/2026 | |
| Construction Complete | 2/1/2028 | |

PARTICIPATION

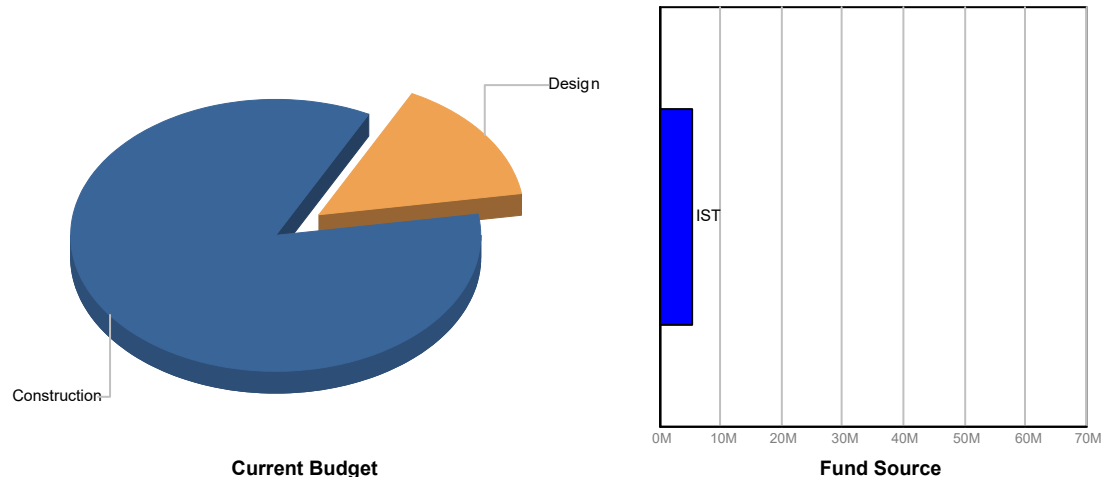
Consultant

- SBE 12.4%
- Local 100%
- WBE 0%
- MBE 0%

Contractor

- SBE TBD
- Local TBD
- WBE TBD
- MBE TBD

FUNDING



FINANCIAL SUMMARY

| | Project Budget | Committed | % Committed | Paid To Date |
|--------------|--------------------|------------------|--------------|----------------|
| | A | B | C=B/A | D |
| Design | \$800,000 | \$0 | 0.00% | \$0 |
| Construction | \$4,582,000 | \$449,649 | 9.81% | \$5,155 |
| TOTAL | \$5,382,000 | \$449,649 | 8.35% | \$5,155 |

NOTES

The project is funded for design (\$800k) in FY23 and for construction (\$4.582m) in FY26. Design is ongoing (0% complete).




Monthly Infrastructure Sales Tax Project Report

Large Cap Projects

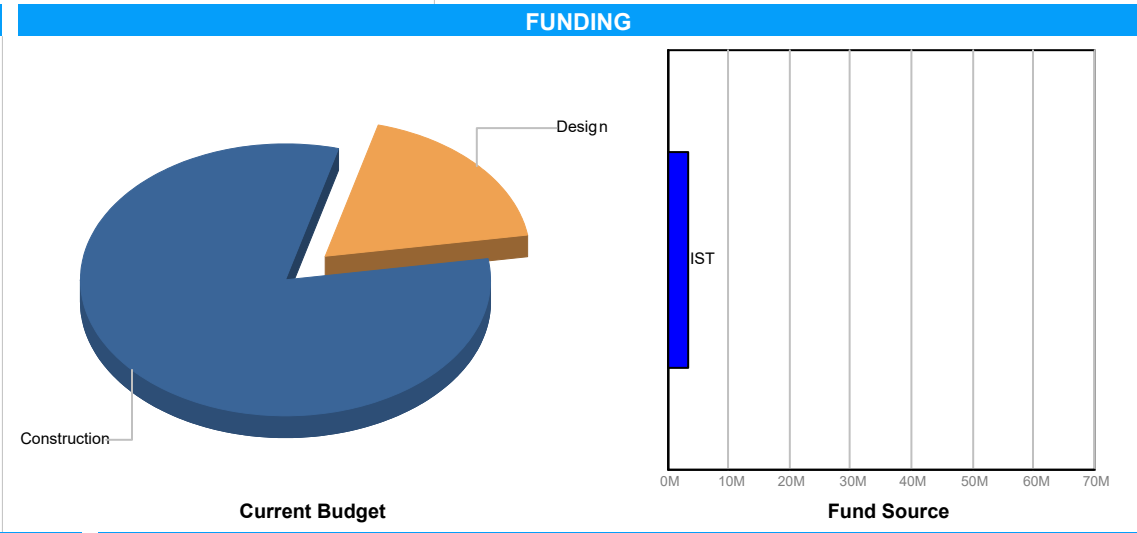
Data Date: 1/18/2024

Report Date: 1/31/2024

| DESCRIPTION/TEAM | SCOPE | PHOTO |
|--|---|---|
| <p>Project Title: Lantana Rd. from Hagen Ranch Rd. to I-95</p> <p>Project Number: 1731</p> <p>BCC District: Multiple</p> <p>Delivery Method: Annual Construction Contract</p> <p>Category: R04-Resurfacing</p> <p>Status: Design</p> <p>Designer: Mock, Roos & Associates</p> <p>Contractor: TBD</p> <p>Project Manager: Chase Miller</p> | <p>Resurfacing 5.5 miles (33 lane miles) of Lantana Road from Hagen Ranch Road to I-95.</p> <p>FY2022 IST \$3,280,000</p> |  |

| SCHEDULE SUMMARY | | |
|-------------------------------|-----------|--------|
| | Original | Actual |
| Drainage Repairs Complete | 12/1/2024 | |
| Milling and Pavement Complete | 6/1/2025 | |
| ADA (Curb/Cut Ramps) Complete | 9/1/2025 | |
| Traffic Striping Complete | 8/1/2025 | |
| Traffic Loops Complete | 12/1/2025 | |

| PARTICIPATION | |
|-------------------|------|
| Consultant | |
| SBE | 15% |
| Local | 100% |
| WBE | 15% |
| MBE | 15% |
| Contractor | |
| SBE | TBD |
| Local | TBD |
| WBE | TBD |
| MBE | TBD |



| FINANCIAL SUMMARY | | | | |
|-------------------|--------------------|----------------|--------------|----------------|
| | Project Budget | Committed | % Committed | Paid To Date |
| | A | B | C=B/A | D |
| Design | \$600,000 | \$0 | 0.00% | \$0 |
| Construction | \$2,680,000 | \$6,070 | 0.23% | \$6,070 |
| TOTAL | \$3,280,000 | \$6,070 | 0.19% | \$6,070 |

NOTES

Drainage infrastructure study underway to determine scope of drainage repairs. Outstanding work includes drainage repairs, milling and paving, updating ADA ramps, restriping the road, and replacing traffic loops.




Monthly Infrastructure Sales Tax Project Report

Large Cap Projects

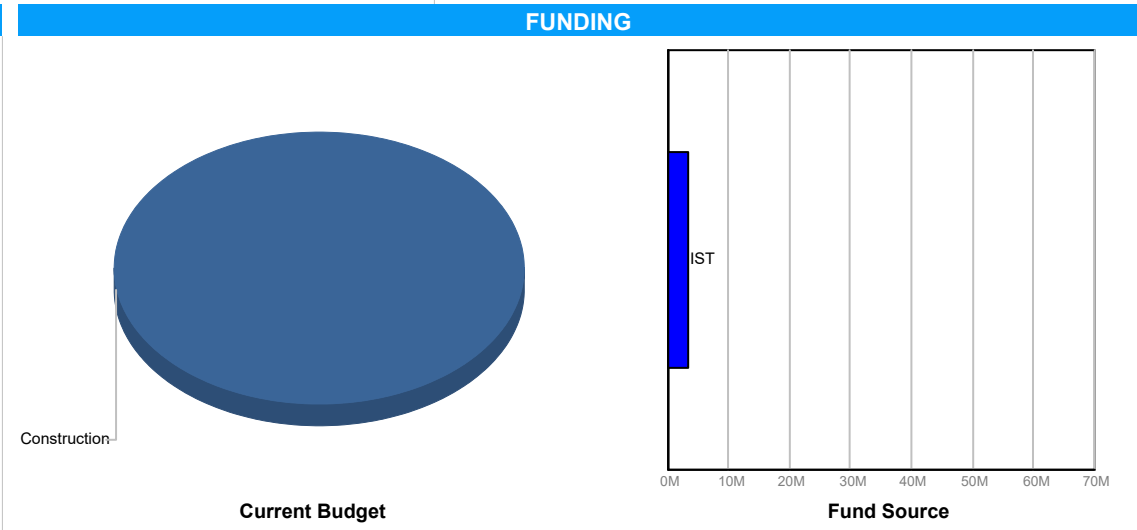
Data Date: 1/18/2024

Report Date: 1/31/2024

| DESCRIPTION/TEAM | SCOPE | PHOTO |
|--|--|---|
| <p>Project Title: Congress Ave. from Clint Moore Rd. to Lake Ida Rd.</p> <p>Project Number: 1779</p> <p>BCC District: Multiple</p> <p>Delivery Method:</p> <p>Category: R04-Resurfacing</p> <p>Status: Construction</p> <p>Designer: N/A</p> <p>Contractor: Ranger</p> <p>Project Manager: Chase Miller</p> | <p>Resurfacing 4.7 miles (28.2 lane miles) of Congress Avenue from Clint Moore Road to Lake Ida Road.</p> <p>IST FY2024 \$3,300,000.00</p> |  |

| SCHEDULE SUMMARY | | |
|-------------------------------|-----------|--------|
| | Original | Actual |
| Milling and Pavement Complete | 12/1/2024 | |
| ADA (Curb/Cut Ramps) Complete | 3/1/2025 | |
| Traffic Striping Complete | 2/1/2025 | |
| Traffic Loops Complete | 6/1/2025 | |

| PARTICIPATION | |
|-------------------|------|
| Consultant | |
| SBE | N/A |
| Local | N/A |
| WBE | N/A |
| MBE | N/A |
| Contractor | |
| SBE | 15% |
| Local | 100% |
| WBE | 0% |
| MBE | 0% |



| FINANCIAL SUMMARY | | | | |
|-------------------|--------------------|------------|--------------|--------------|
| | Project Budget | Committed | % Committed | Paid To Date |
| | A | B | C=B/A | D |
| Construction | \$3,300,000 | \$0 | 0.00% | \$0 |
| TOTAL | \$3,300,000 | \$0 | 0.00% | \$0 |

NOTES

Outstanding work includes milling and paving, updating ADA ramps, restriping the road, and replacing traffic loops.



Monthly Infrastructure Sales Tax Project Report

Large Cap Projects

Data Date: 1/18/2024

Report Date: 1/31/2024

DESCRIPTION/TEAM

SCOPE

PHOTO

Project Title: Military Trail from Palmetto to Clint Moore
Project Number: 1780
BCC District: 04
Delivery Method: Annual Construction Contract
Category: R04-Resurfacing
Status: Construction
Designer: N/A
Contractor: Ranger
Project Manager: Darren Prainito

Resurfacing 4.2 miles (25.2 lane miles) of Military Trail from Palmetto Park Road to Clint Moore Road.
 FY2022 IST \$3,100,000



SCHEDULE SUMMARY

| | Original | Actual |
|-------------------------------|-----------|-----------|
| Milling and Pavement Complete | 4/1/2023 | 5/12/2023 |
| ADA (Curb/Cut Ramps) Complete | 8/1/2023 | |
| Traffic Striping Complete | 6/1/2023 | 7/11/2023 |
| Traffic Loops Complete | 10/1/2023 | |

PARTICIPATION

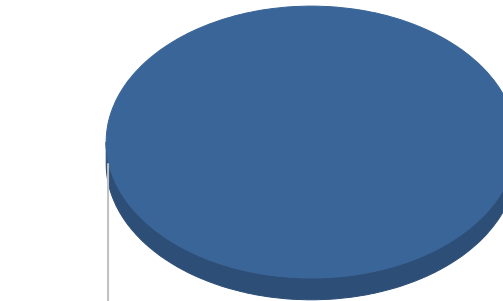
Consultant

SBE N/A
 Local N/A
 WBE N/A
 MBE N/A

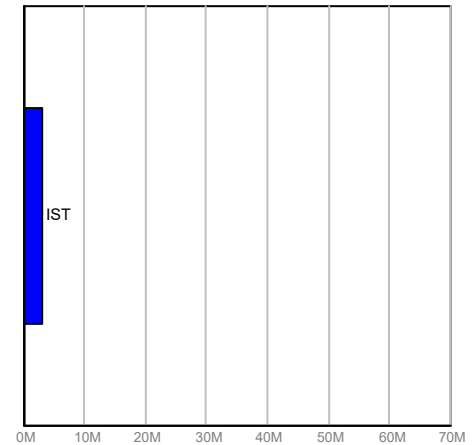
Contractor

SBE 15%
 Local 100%
 WBE 0
 MBE 0

FUNDING



Current Budget



Fund Source

FINANCIAL SUMMARY

| | Project Budget | Committed | % Committed | Paid To Date |
|--------------|--------------------|--------------------|---------------|--------------------|
| | A | B | C=B/A | D |
| Construction | \$3,100,000 | \$2,781,019 | 89.71% | \$2,593,519 |
| TOTAL | \$3,100,000 | \$2,781,019 | 89.71% | \$2,593,519 |

NOTES

Outstanding work includes updating ADA ramps and replacing traffic loops . This resurfacing project will be phased due to other ongoing work improvements within this Military Trail corridor . The scheduled dates have been revised to depict the delay due to coordination efforts .



Monthly Infrastructure Sales Tax Project Report

Large Cap Projects

Data Date: 1/18/2024

Report Date: 1/31/2024

DESCRIPTION/TEAM

SCOPE

PHOTO

Project Title: S.W. 18th St. from Boca Rio Rd. to Military Trail
Project Number: 1782
BCC District: 04
Delivery Method: Annual Construction Contract
Category: R04-Resurfacing
Status: Construction
Designer: N/A
Contractor: Ranger
Project Manager: Chase Miller

Resurfacing 2.5 miles (10.8 lane miles) of SW 18th Street from Boca Rio Road to Military Trail.
 IST FY2024 \$1,300,000.00



SCHEDULE SUMMARY

| | Original | Actual |
|-------------------------------|-----------|--------|
| Milling and Pavement Complete | 10/1/2024 | |
| ADA (Curb/Cut Ramps) Complete | 2/1/2025 | |
| Traffic Striping Complete | 12/1/2024 | |
| Traffic Loops Complete | 4/1/2025 | |

PARTICIPATION

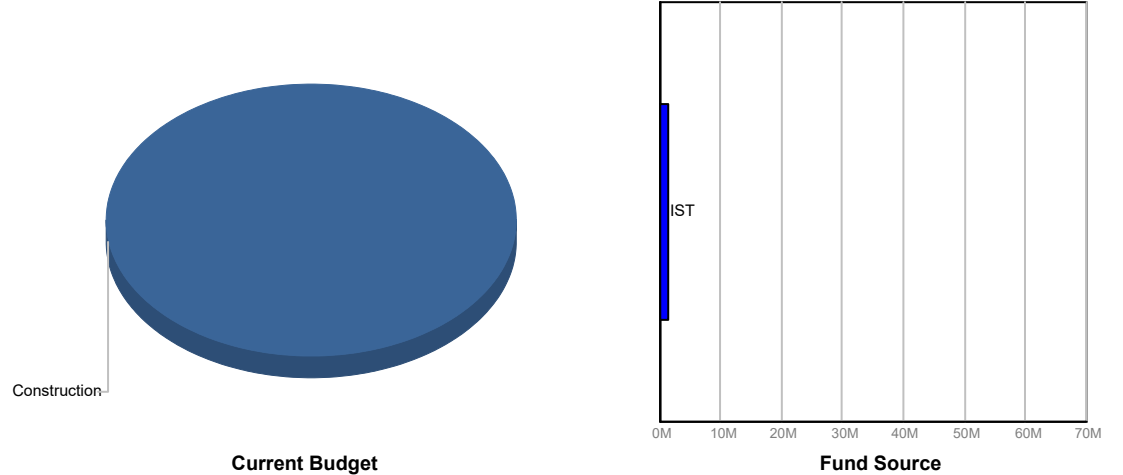
Consultant

SBE N/A
 Local N/A
 WBE N/A
 MBE N/A

Contractor

SBE 15%
 Local 100%
 WBE 0%
 MBE 0%

FUNDING



FINANCIAL SUMMARY

| | Project Budget | Committed | % Committed | Paid To Date |
|--------------|--------------------|--------------------|---------------|--------------|
| | A | B | C=B/A | D |
| Construction | \$1,300,000 | \$1,134,000 | 87.23% | \$0 |
| TOTAL | \$1,300,000 | \$1,134,000 | 87.23% | \$0 |

NOTES

Outstanding work includes milling and paving, updating ADA ramps, restriping the road, and replacing traffic loops.



Monthly Infrastructure Sales Tax Project Report

Large Cap Projects

Data Date: 1/18/2024

Report Date: 1/31/2024

DESCRIPTION/TEAM

SCOPE

PHOTO

Project Title: Courthouse Buildout and Renovations

Project Number: B592
 BCC District: CW
 Delivery Method: CMAR
 Category: J02-Judicial
 Status: Design
 Designer: Leo A. Daly
 Contractor: The Weitz Company LLC
 Project Manager: Rich Avery

Improvement of approximately 100,000 square feet of unfinished interior space upon floors one, seven and eight of the Judge Daniel T.K. Hurley Courthouse in downtown West Palm Beach, as well as other incidental interior improvements. All improvements will implement the Palm Beach County Judicial Facilities Master Plan Update.

IST funding consists of:
 \$8,000,000 in FY 2022,
 \$24,500,000 in FY 2023
 \$31,308,437 in FY 2023,
 \$3,000,000 Impact Fees
 Total of \$66,808,437.



SCHEDULE SUMMARY

| | Original | Actual |
|------------------------|-----------|-----------|
| Design Contract Issued | 6/7/2022 | 6/7/2022 |
| Design Commencement | 6/17/2022 | 6/17/2022 |
| Design Completion | 5/18/2023 | |

PARTICIPATION

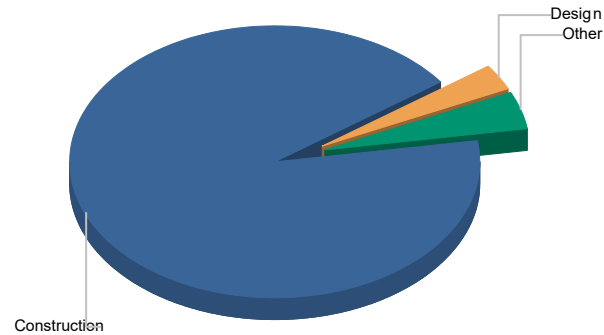
Consultant

SBE 25%
 Local 100%
 WBE 100%
 MBE 100%

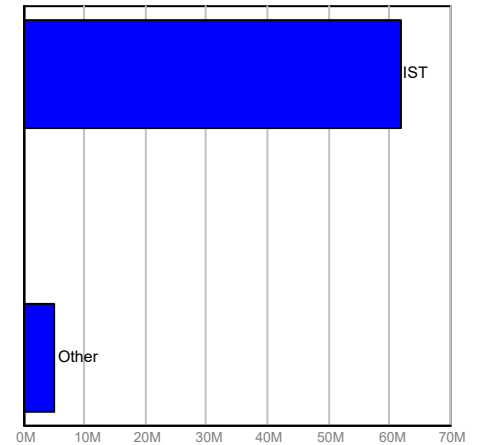
Contractor

SBE TBD
 Local TBD
 WBE TBD
 MBE TBD

FUNDING



Current Budget



Fund Source

FINANCIAL SUMMARY

| | Project Budget | Committed | % Committed | Paid To Date |
|--------------|---------------------|--------------------|--------------|------------------|
| | A | B | C=B/A | D |
| Design | \$2,026,992 | \$2,026,992 | 100.00% | \$365,377 |
| Construction | \$61,781,445 | \$461,775 | 0.75% | \$125,077 |
| Other | \$3,000,000 | \$143,484 | 4.78% | \$12,773 |
| TOTAL | \$66,808,437 | \$2,632,251 | 3.94% | \$503,227 |

NOTES

Completed end-user review meeting. The AE is progressing the design into Design Development documents for the 7th & 8th floors and the 1st floor. Awaiting review on 100% SD documents and to provide their cost estimate.



Monthly Infrastructure Sales Tax Project Report

Large Cap Projects

Data Date: 1/18/2024

Report Date: 1/31/2024

DESCRIPTION/TEAM

SCOPE

PHOTO

Project Title: Lake Worth West Substation

Project Number: B607
 BCC District: Multiple
 Delivery Method: Construction Manager at Risk
 Category: S06-Sheriff - FDO
 Status: Construction
 Designer: Ohlson Lavoie Collaborative
 Contractor: D Stephenson
 Project Manager: Sunil Jagoo

Provide dedicated office(s) within the HRC2 building (project-19220) for PBSO field personnel's use. Additional interior improvements include a multipurpose room for PBSO training purposes and HRC/community programming, as well as restrooms, circulation area, and other incidental improvements.

FY 2019 IST \$1,213,460



SCHEDULE SUMMARY

PARTICIPATION

FUNDING

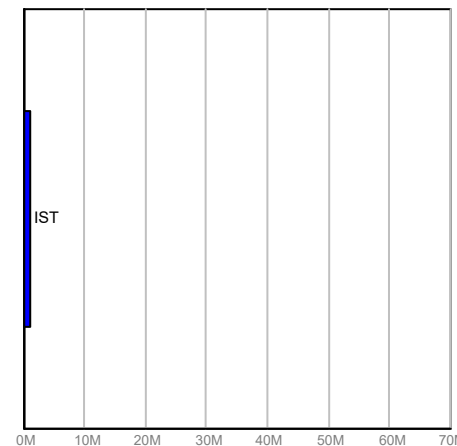
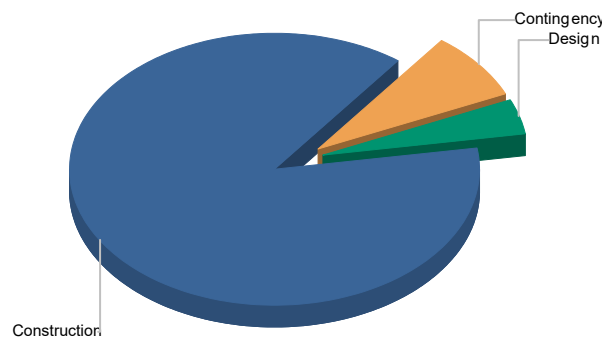
| Original | Actual |
|---|--------|
| Please Refer to Central County Resource | |

Consultant

SBE TBD
 Local TBD
 WBE TBD
 MBE TBD

Contractor

SBE TBD
 Local TBD
 WBE TBD
 MBE TBD



Current Budget

Fund Source

FINANCIAL SUMMARY

NOTES

| | Project Budget | Committed | % Committed | Paid To Date |
|--------------|--------------------|--------------------|---------------|--------------------|
| | A | B | C=B/A | D |
| Design | \$50,000 | \$2,227 | 4.45% | \$2,227 |
| Construction | \$1,063,460 | \$1,085,373 | 102.06% | \$1,085,374 |
| Contingency | \$100,000 | \$0 | 0.00% | \$0 |
| TOTAL | \$1,213,460 | \$1,087,601 | 89.63% | \$1,087,601 |

Please refer to the Central County Resource Center report for current status and material project updates.



Monthly Infrastructure Sales Tax Project Report

Large Cap Projects

Data Date: 1/18/2024

Report Date: 1/31/2024

DESCRIPTION/TEAM

SCOPE

PHOTO

Project Title: PBSO District 1 Substation and Marine Unit
Project Number: B665
BCC District: 02
Delivery Method: CMAR
Category: S06-Sheriff - FDO
Status: Construction
Designer: Song & Associates
Contractor: Kaufman Lynn
Project Manager: Henry Madriz

Construction of an approximately 28,000 square foot facility and site improvements to accommodate the relocation of PBSO District 1 from PBSO Headquarters as well as the relocation of the PBSO Marine Unit from the County's Cherry Road Complex property. The subject site is approximately 5.75 acres and located on the west side of Jog Road approximately 1,000 feet south of Belvedere Road.
Funding Sources: IST\$1,000,000,Ad-valorem \$2,076,000, and Impact Fees \$ 22,516,895



SCHEDULE SUMMARY

| | Original | Actual |
|------------------------|------------|----------|
| Submit DRO Application | 8/3/2020 | 8/3/2020 |
| Submit for Permits | 3/18/2022 | 5/6/2022 |
| Construction Complete | 10/31/2023 | |
| PBSO Turn Over | | |

PARTICIPATION

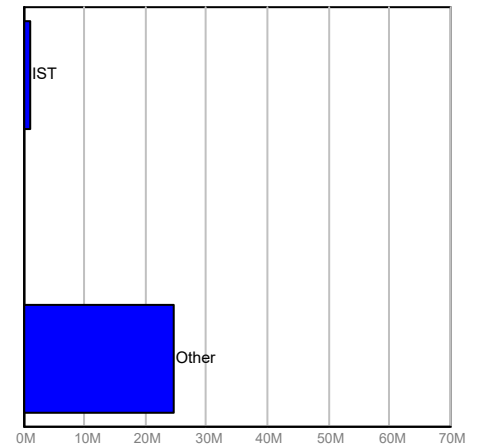
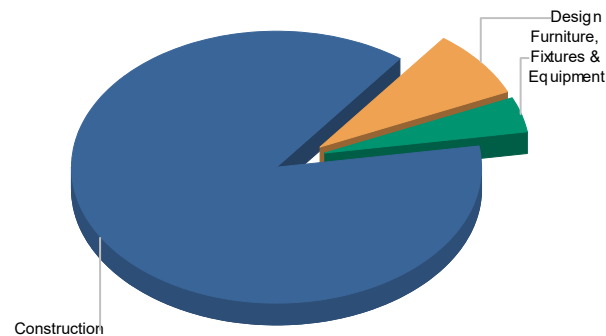
Consultant

- SBE 77.4%
- Local 100%
- WBE 77.4%
- MBE 77.4%

Contractor

- SBE 27.06%
- Local 100%
- WBE 0%
- MBE 6.40%

FUNDING



Current Budget

Fund Source

FINANCIAL SUMMARY

| | Project Budget | Committed | % Committed | Paid To Date |
|---------------------------------|---------------------|---------------------|---------------|------------------|
| | A | B | C=B/A | D |
| Design | \$2,076,000 | \$837,948 | 40.36% | \$0 |
| Construction | \$22,440,895 | \$21,896,872 | 97.58% | \$953,221 |
| Furniture, Fixtures & Equipment | \$1,076,000 | \$0 | 0.00% | \$0 |
| TOTAL | \$25,592,895 | \$22,734,820 | 88.83% | \$953,221 |

NOTES

The concrete slab for the main building is 70% completed. CMU walls and cast in-place bond beams are 100% completed. As required by the Fire Dept., the emergency water tank was delivered and installed in place. Roof trusses material has been delivered and is currently being prefabricated on site. FPL reviewed and agreed on the power supply plan design for permanent connection. The overall progress of project construction is 18% completion.



Monthly Infrastructure Sales Tax Project Report

Large Cap Projects

Data Date: 1/18/2024

Report Date: 1/31/2024

DESCRIPTION/TEAM

SCOPE

PHOTO

Project Title: Housing Units for Homeless, Extremely Low Income, & Low Income
Project Number: Q001
BCC District: CW
Delivery Method: TBD
Category: H02-Housing
Status: Varies
Designer: Varies
Contractor: Varies
Project Manager: Varies

This project involves the delivery of housing units for use as temporary or longer term affordable housing for homeless and special populations.

 This Project is funded in:
 FY 2017 - FY 2026 for \$2,550,000 each year for a total of \$25,500,000.



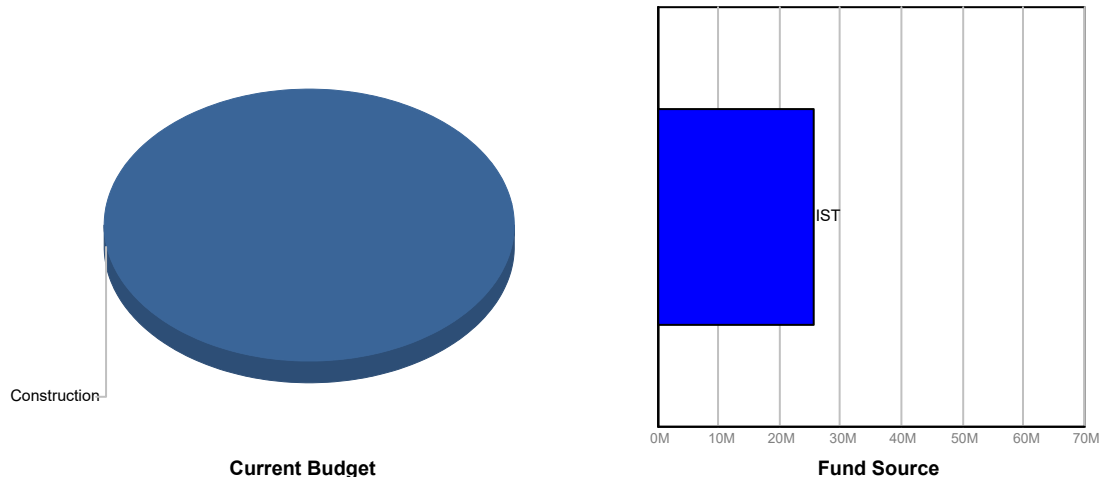
SCHEDULE SUMMARY

| | Original | Actual |
|--------------------|----------|----------|
| Project Start | 9/1/2017 | 9/1/2017 |
| | | |
| | | |
| | | |
| Project Completion | | |
| | | |
| | | |

PARTICIPATION

- Consultant**
- SBE VARIES
 - Local VARIES
 - WBE VARIES
 - MBE VARIES
- Contractor**
- SBE VARIES
 - Local VARIES
 - WBE VARIES
 - MBE VARIES

FUNDING



FINANCIAL SUMMARY

| | Project Budget | Committed | % Committed | Paid To Date |
|---------------------------------|---------------------|--------------------|---------------|--------------------|
| | A | B | C=B/A | D |
| Design | \$0 | \$12,608 | 0.00% | \$12,608 |
| Construction | \$25,500,000 | \$9,136,060 | 35.83% | \$2,673,045 |
| Furniture, Fixtures & Equipment | \$0 | \$0 | 0.00% | \$0 |
| Other | \$0 | \$50,674 | 0.00% | \$50,674 |
| Contingency | \$0 | \$0 | 0.00% | \$0 |
| TOTAL | \$25,500,000 | \$9,199,342 | 36.08% | \$2,736,327 |

NOTES

This Project will fund multiple projects over a 10-year period per the direction provided by BCC on September 26, 2017, and February 26, 2019. The Cottage Homes pilot project by the WPB Housing Authority (\$6,073,458.06) broke ground on January 19, 2023 and construction is ongoing. The BCC approved an allocation of \$1M toward the renovation of a non-congregate shelter in Pahokee on Sept. 15, 2020 (\$621,000 expended). A \$2.5M allocation to the Belle Glade Housing Authority for the improvement of 534 housing units in Belle Glade was approved by the BCC on November 1, 2022 and work is ongoing.



Monthly Infrastructure Sales Tax Project Report

Large Cap Projects

Data Date: 1/18/2024

Report Date: 1/31/2024

DESCRIPTION/TEAM

SCOPE

PHOTO

Project Title: Countywide ADA Renovations

Project Number: Q002
 BCC District: CW
 Delivery Method: Annual Contract
 Category: G02-General Government Facilities
 Status: Construction
 Designer: Colome' and Associates
 Contractor: Varies
 Project Manager: Varies

Renovate multiple public facility restrooms to meet ADA requirements. The following locations are planned for renovation:
 Delray Health Clinic ADA Restrooms @ \$250K FY2017
 Lantana Health Clinic ADA Restrooms @ \$275K FY2022
 Lantana Health Clinic ADA Service Counter @ \$16K FY2022
 Jupiter Health Clinic ADA Restrooms @ \$64K FY2022
 West County Administration Building (aka Glades Office Building) ADA Improvements @ \$245K FY2022 and \$450K FY2023

This Project is funded in:
 FY 2017 \$250,000 FY 2024 \$700,000
 FY 2022 \$600,000 FY 2025 \$539,000
 FY 2023 \$450,000



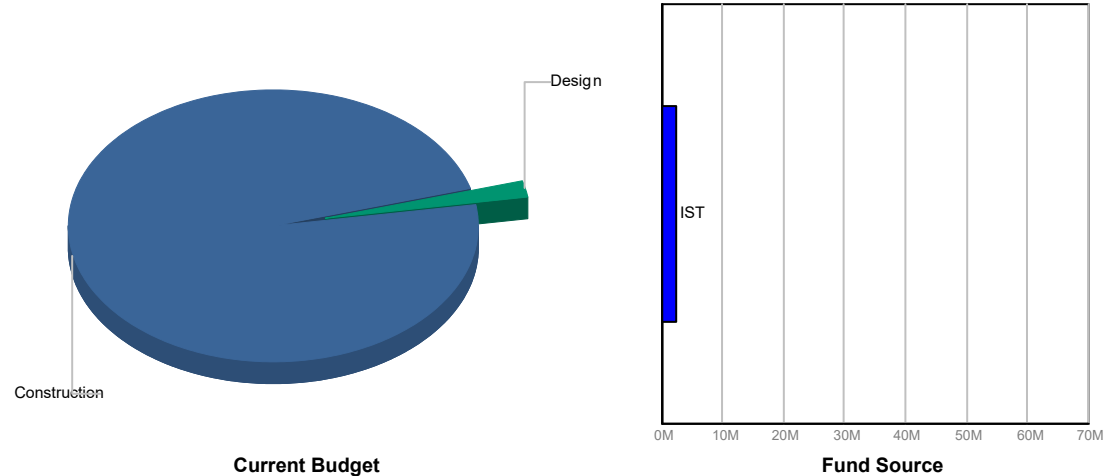
SCHEDULE SUMMARY

| | Original | Actual |
|----------------------------------|------------|------------|
| Delray Health Start | 7/27/2017 | 7/27/2017 |
| Delray Health Finish | 12/21/2018 | 10/24/2022 |
| Lantana Health Start | 7/7/2017 | 7/7/2017 |
| Lantana Health Finish | 4/8/2018 | |
| Lantana Health (Counters) Start | 11/24/2020 | 11/24/2020 |
| Lantana Health (Counters) Finish | | |
| Jupiter Health Start | 12/22/2020 | 12/22/2020 |
| Jupiter Health Finish | | |
| West County Admin Start | 6/22/2022 | 6/1/2023 |
| West County Admin Finish | | |

PARTICIPATION

- Consultant**
- SBE Varies
 - Local Varies
 - WBE Varies
 - MBE Varies
- Contractor**
- SBE Varies
 - Local Varies
 - WBE Varies
 - MBE Varies

FUNDING



FINANCIAL SUMMARY

| | Project Budget | Committed | % Committed | Paid To Date |
|---------------------------------|--------------------|--------------------|---------------|------------------|
| | A | B | C=B/A | D |
| Design | \$50,000 | \$281,043 | 562.09% | \$232,345 |
| Construction | \$2,486,000 | \$815,317 | 32.80% | \$398,501 |
| Furniture, Fixtures & Equipment | \$0 | \$0 | 0.00% | \$0 |
| Other | \$0 | \$1,339 | 0.00% | \$1,339 |
| Contingency | \$0 | \$0 | 0.00% | \$0 |
| TOTAL | \$2,536,000 | \$1,097,699 | 43.28% | \$632,185 |

NOTES

Delray Health; Closed. Lantana Health; Countertop closeout in process. First-floor restrooms; processing final payment. Jupiter Health; Change order for new valves in process. Final signatures for CO 2 and 3 in process. West County Administration Building revised conceptual ROM estimate received from Colome & Associates, which indicates a construction value of over \$4M. Received proposal from Saltz Michelson Architects and are in the 2nd round negotiation for the cost.




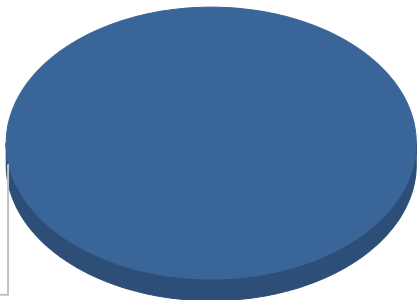
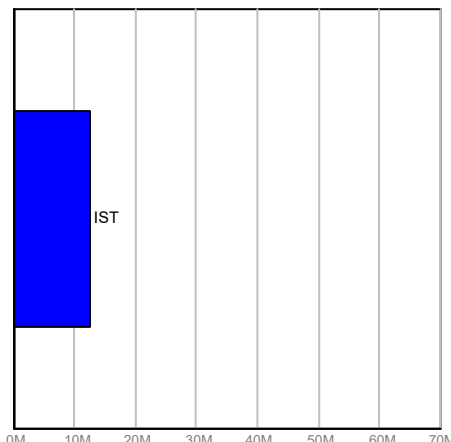
Monthly Infrastructure Sales Tax Project Report

Large Cap Projects

Data Date: 1/18/2024

Report Date: 1/31/2024

| DESCRIPTION/TEAM | SCOPE | PHOTO |
|---|--|---|
| <p>Project Title: Vehicle Replacement</p> <p>Project Number: Q007 BCC District: Multiple Delivery Method: Direct Purchase Category: S04-Sheriff Status: Construction Designer: N/A Contractor: N/A Project Manager: Isami Ayala-Collazo</p> | <p>This project funds the replacement of PBSO public safety vehicles and related equipment (other than radios), tools and/or services.</p> <p>FY 18 Funds: \$3,650,513 FY 19 Funds: \$3,650,513 FY 20 Funds: \$3,650,514 FY 24 Funds: \$1,669,963</p> |  |

| SCHEDULE SUMMARY | PARTICIPATION | FUNDING | | | | | | | | | |
|---|---------------|----------|--------|-----------------|-----------|----------|----------------------|-----------|--|---|---|
| <table border="1"> <thead> <tr> <th></th> <th>Original</th> <th>Actual</th> </tr> </thead> <tbody> <tr> <td>1 Project Start</td> <td>10/1/2018</td> <td>5/1/2018</td> </tr> <tr> <td>2 Project Completion</td> <td>9/30/2024</td> <td></td> </tr> </tbody> </table> | | Original | Actual | 1 Project Start | 10/1/2018 | 5/1/2018 | 2 Project Completion | 9/30/2024 | | <p>Consultant</p> <ul style="list-style-type: none"> SBE N/A Local N/A WBE N/A MBE N/A <p>Contractor</p> <ul style="list-style-type: none"> SBE N/A Local N/A WBE N/A MBE N/A | <div style="display: flex; justify-content: space-around;"> <div style="text-align: center;">  <p>Current Budget</p> </div> <div style="text-align: center;">  <p>Fund Source</p> </div> </div> |
| | Original | Actual | | | | | | | | | |
| 1 Project Start | 10/1/2018 | 5/1/2018 | | | | | | | | | |
| 2 Project Completion | 9/30/2024 | | | | | | | | | | |

| FINANCIAL SUMMARY | | | | |
|---------------------------------|---------------------|---------------------|---------------|---------------------|
| | Project Budget | Committed | % Committed | Paid To Date |
| | A | B | C=B/A | D |
| Furniture, Fixtures & Equipment | \$12,621,503 | \$12,073,428 | 95.66% | \$12,073,428 |
| Other | \$0 | \$0 | 0.00% | \$0 |
| TOTAL | \$12,621,503 | \$12,073,428 | 95.66% | \$12,073,428 |

NOTES

Prioritization, identification and cost of specific assets are determined by the Sheriff's Office with administration support being performed by FD&O through a Project Funding Agreement with the County.



Monthly Infrastructure Sales Tax Project Report

Large Cap Projects

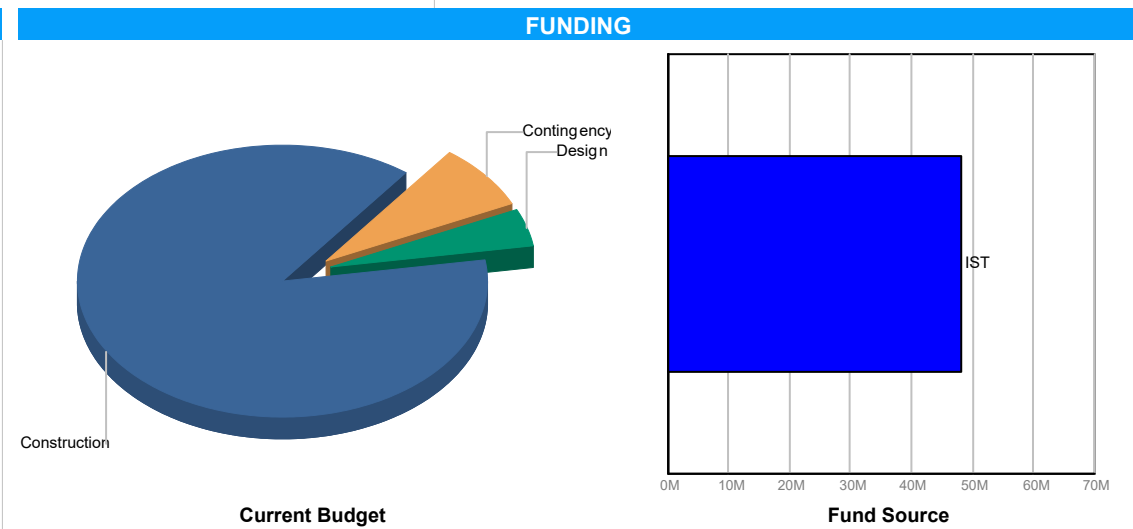
Data Date: 1/18/2024

Report Date: 1/31/2024

| DESCRIPTION/TEAM | SCOPE | PHOTO |
|--|---|-------|
| <p>Project Title: Animal Care & Control</p> <p>Project Number: Q008 BCC District: 02 Delivery Method: Construction Manager at Risk Category: G02-General Government Facilities Status: Design Designer: PGAL Contractor: Wharton-Smith Project Manager: Rich Avery</p> | <p>The Animal Care & Control Renovation & Expansion project for the Belvedere Rd. campus includes: renovations to existing buildings for improved functionality; possible replacement of non-air conditioned kennel buildings with air-conditioned kennel buildings pending evaluation, pricing and approval; and the creation of new spaces necessary to facilitate current and future projected operational needs. The cost of the project includes cost-estimating services necessary in order to validate the project scope, which was derived jointly by FDO & the ACC Division via a needs assessment and programming document, as well as interim arrangements to sustain continuous operations during construction. Funding: FY 2019 IST \$6,000,000 FY 2020 IST \$7,000,000 FY 2025 IST \$35,289,104</p> | |

| SCHEDULE SUMMARY | | |
|-----------------------------------|-----------|-----------|
| | Original | Actual |
| PROGRAMMING | 10/1/2018 | 10/1/2018 |
| Commence Design Comparative Study | 7/24/2019 | 7/24/2019 |
| Design Start | 2/3/2020 | 12/2/2020 |
| Construction Start | 12/1/2020 | |
| Substantial Completion | 7/3/2023 | |

| PARTICIPATION | |
|-------------------|--------|
| Consultant | |
| SBE | 20% |
| Local | 100% |
| WBE | N/A |
| MBE | N/A |
| Contractor | |
| SBE | 13.04% |
| Local | 13.04% |
| WBE | 13.04% |
| MBE | 13.04% |



| FINANCIAL SUMMARY | | | | |
|-------------------|---------------------|--------------------|--------------|--------------------|
| | Project Budget | Committed | % Committed | Paid To Date |
| | A | B | C=B/A | D |
| Design | \$2,100,000 | \$882,713 | 42.03% | \$882,713 |
| Construction | \$42,409,104 | \$656,865 | 1.55% | \$633,941 |
| Contingency | \$3,780,000 | \$0 | 0.00% | \$0 |
| TOTAL | \$48,289,104 | \$1,539,578 | 3.19% | \$1,516,654 |

NOTES

BCC has approved the purchase of the adjacent property, and due diligence is in progress thru February 2024. Received the pre-construction services proposal from the construction manager, which is under review, and awaiting the consultant's CD design services phase proposal.



Monthly Infrastructure Sales Tax Project Report

Large Cap Projects

Data Date: 1/18/2024

Report Date: 1/31/2024

DESCRIPTION/TEAM

SCOPE

PHOTO

Project Title: Central County Housing Resource Center
Project Number: Q009
BCC District: 03
Delivery Method: Construction Manager at Risk
Category: H02-Housing
Status: Construction
Designer: Ohlson Lavoie Collaborative
Contractor: D Stephenson
Project Manager: Sunil Jagoo

The Homeless Resource Center 2 (HRC 2) is to provide an effective Crisis Response System that provides immediate and easy access to safe and decent temporary shelter to County residents that need it and aims to re-house people as quickly as possible while receiving wrap-around social services. The facility will compliment the County's existing Senator Philip D. Lewis Center in West Palm Beach and will consist of approximately 19,000 square feet to support 74 client beds, dining and service delivery/office areas, restrooms, laundry facilities, an intake lobby, and other incidental interior and exterior improvements. Co-located within the facility will be the improvements identified in the IST Project Plan titled PBSO Lake Worth West Substation. FY 2019 IST \$5,700,000 FY 2022 IST \$9,243,697



SCHEDULE SUMMARY

| | Original | Actual |
|---------------------------|------------|------------|
| Program Development | 11/1/2017 | 11/1/2017 |
| Public Outreach | 2/1/2019 | 2/1/2019 |
| Design Team Solicitation | 5/1/2019 | 9/30/2020 |
| CM Solicitation | 9/1/2019 | 11/26/2019 |
| Schematic Design | 11/11/2019 | 1/31/2020 |
| Design Development | 5/1/2020 | 9/28/2020 |
| Construction Documents | 10/1/2020 | 2/23/2021 |
| Permitting | 1/1/2021 | 11/1/2021 |
| Construction Commencement | 6/1/2021 | 5/10/2022 |
| CO/Substantial Completion | 9/1/2022 | |
| Occupancy | 10/3/2022 | |

PARTICIPATION

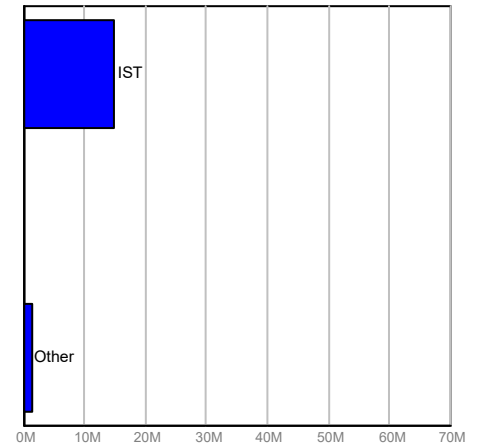
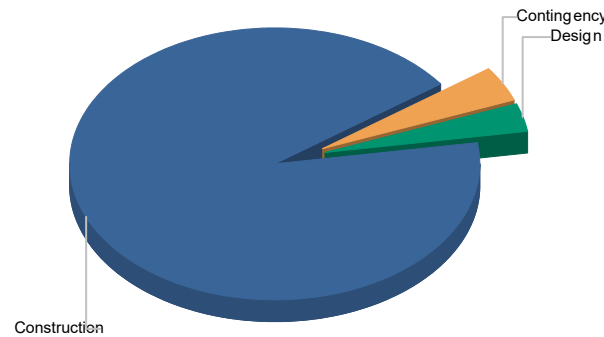
Consultant

- SBE 0%
- Local 25%
- WBE 0%
- MBE 0%

Contractor

- SBE N/A
- Local 100%
- WBE 6.9%
- MBE 22.4%

FUNDING



Current Budget

Fund Source

FINANCIAL SUMMARY

| | Project Budget | Committed | % Committed | Paid To Date |
|--------------|---------------------|---------------------|---------------|---------------------|
| | A | B | C=B/A | D |
| Design | \$550,000 | \$147,726 | 26.86% | \$145,725 |
| Construction | \$15,118,540 | \$13,190,635 | 87.25% | \$12,313,005 |
| Contingency | \$700,000 | \$0 | 0.00% | \$0 |
| TOTAL | \$16,368,540 | \$13,338,361 | 81.49% | \$12,458,730 |

NOTES

TCO was received on 1-25-2024. Ribbon cutting ceremony was held on 1-29-2024 and operation of the facility began on 1-30-2024. Contractor is working on the punchlist items for CO.



Monthly Infrastructure Sales Tax Project Report

Large Cap Projects

Data Date: 1/18/2024

Report Date: 1/31/2024

DESCRIPTION/TEAM

SCOPE

PHOTO

Project Title: South County Administrative Complex

Project Number: Q010
 BCC District: 07
 Delivery Method: Varies
 Category: G02-General Government Facilities
 Status: Design
 Designer: Varies
 Contractor: Varies
 Project Manager: Eric McClellan

This project funds essential Renewal and Replacement (R&R) needs to sustain the continuous operation of this 40+ year old complex prior to its future redevelopment. As such there is no defined scope of work. Any funds remaining at such time that redevelopment is funded would be utilized toward professional design services for the redevelopment. Funding includes \$3M each in FY 2020 and FY 2021, for a total of \$6M.



SCHEDULE SUMMARY

PARTICIPATION

FUNDING

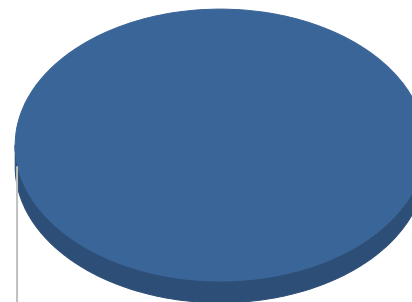
| Original | Actual |
|--------------------------------------|--------|
| N/A. See notes for current activity. | |

Consultant

SBE Varies
 Local Varies
 WBE Varies
 MBE Varies

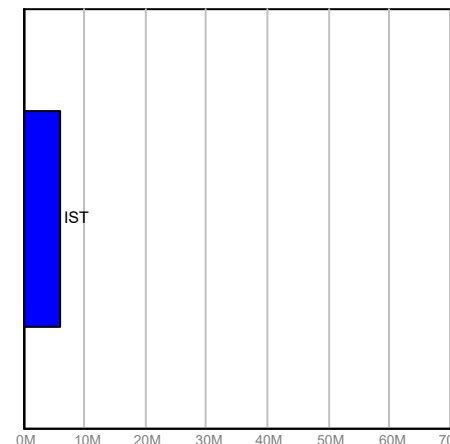
Contractor

SBE Varies
 Local Varies
 WBE Varies
 MBE Varies



Construction

Current Budget



Fund Source

FINANCIAL SUMMARY

NOTES

| | Project Budget | Committed | % Committed | Paid To Date |
|--------------|--------------------|--------------------|---------------|------------------|
| | A | B | C=B/A | D |
| Construction | \$6,046,442 | \$1,285,256 | 21.26% | \$753,709 |
| Other | \$0 | \$26,372 | 0.00% | \$20,898 |
| TOTAL | \$6,046,442 | \$1,311,628 | 21.69% | \$774,608 |

Paved vehicular surfaces throughout the complex are in need of R&R and work is approaching. Other work is also occurring on an as-needed basis to sustain operations. Zyscovich, LLC was competitively selected to provide professional master site planning, programming, investigation design, interior space planning, engineering, permitting and construction administration services for site redevelopment. The needs assessment and conceptual plans have been completed and the August 29, 2023 BCC Workshop concluded with direction to proceed with Option 1 contingent upon a satisfactory funding plan. Efforts on a funding plan and parking needs study are in progress.



Monthly Infrastructure Sales Tax Project Report

Large Cap Projects

Data Date: 1/18/2024

Report Date: 1/31/2024

DESCRIPTION/TEAM

SCOPE

PHOTO

Project Title: Government Center
Renewal/Replacement
Project Number: Q011
BCC District: 02
Delivery Method: Construction Manager at Risk
Category: G02-General Government Facilities
Status: Design
Designer: Netta Architects
Contractor: The Weitz Company LLC
Project Manager: Jeffrey Halverson

This project includes but is not limited to upgrades and replacement of select building finishes and systems including security, HVAC, plumbing, fire alarm, fire sprinkler, electrical, low voltage, lighting, flooring and paint. The scope of the project will additionally include a building conditions assessment, program evaluation study, interior space planning and layout improvements. The proposed renovations to the Robert Weisman Governmental Center are designed to increase the functionality of key areas within the facility and bring the building up to current County standards.
 FY2022 IST \$8,000,000 FY2023 IST \$14,000,000 FY2024 IST \$10,000,000 FY2025 \$11,000,000
 FY2026 IST \$15,000,000 FY2027 IST \$11,500,000



SCHEDULE SUMMARY

| | Original | Actual |
|---------------------------------|-----------|-----------|
| CM RFP Proposals Due | 12/2/2021 | 12/2/2021 |
| CM Shortlist Meeting | 1/19/2022 | 3/15/2022 |
| Design RFP Final Selection | 11/8/2021 | 9/30/2021 |
| Structural Assessment | 1/31/2023 | 3/17/2023 |
| Building Construction Assesment | 6/1/2023 | |
| Life Cycle Analysis | 11/1/2023 | |

PARTICIPATION

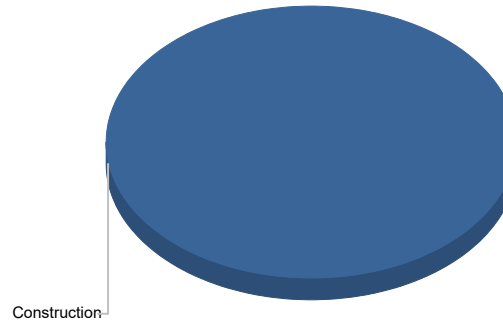
Consultant

SBE 33%
 Local 100%
 WBE 100%
 MBE 100%

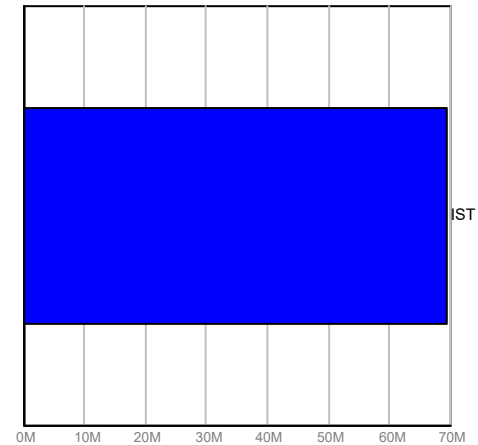
Contractor

SBE TBD
 Local TBD
 WBE TBD
 MBE TBD

FUNDING



Current Budget



Fund Source

FINANCIAL SUMMARY

| | Project Budget | Committed | % Committed | Paid To Date |
|--------------|---------------------|------------------|--------------|------------------|
| | A | B | C=B/A | D |
| Construction | \$69,500,000 | \$720,938 | 1.04% | \$414,818 |
| TOTAL | \$69,500,000 | \$720,938 | 1.04% | \$414,818 |

NOTES

The Programming Questionnaire has been issued to Department Heads. Three questionnaires received and interviews with all 7 BCC members are completed. Meetings are in the process to be scheduled with the Departments and the A/E firm (Netta Arch). This may start in late February 2024. A task order to the construction manager is in process to assist the A/E firm with the Building Condition Assessment NTP.



Monthly Infrastructure Sales Tax Project Report

Large Cap Projects

Data Date: 1/18/2024

Report Date: 1/31/2024

DESCRIPTION/TEAM

SCOPE

PHOTO

Project Title: Countywide Buildings
Renewal/Replacement

Project Number: Q014
 BCC District: CW
 Delivery Method: Varies
 Category: G02-General Government Facilities
 Status: Varies
 Designer: Varies
 Contractor: Varies
 Project Manager: Varies

This project addresses backlogged building system renewal and replacement, ranging from envelope components (roofs, walls, structural elements, window and weatherproofing), HVAC, plumbing, electrical, ceiling and lighting, back-up power, flooring and painting.

FY23 thru 26 \$16,063,200 and FY27 \$1,463,792



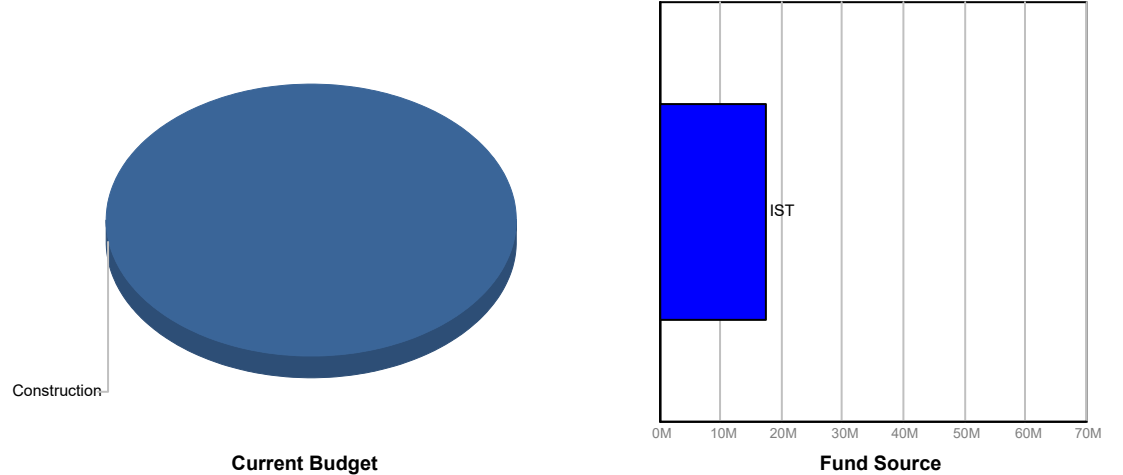
SCHEDULE SUMMARY

PARTICIPATION

FUNDING

| | Original | Actual |
|-----------------------|----------|-----------|
| Projects Commencement | 1/2/2023 | 5/17/2023 |
| Projects Completion | | |

- Consultant**
- SBE Varies
 - Local Varies
 - WBE Varies
 - MBE Varies
- Contractor**
- SBE Varies
 - Local Varies
 - WBE Varies
 - MBE Varies



FINANCIAL SUMMARY

NOTES

| | Project Budget | Committed | % Committed | Paid To Date |
|--------------|---------------------|-----------------|--------------|-----------------|
| | A | B | C=B/A | D |
| Construction | \$17,526,992 | \$10,427 | 0.06% | \$10,427 |
| TOTAL | \$17,526,992 | \$10,427 | 0.06% | \$10,427 |

FDO will target single scope of work projects commanding high dollar values or combined scopes of work at single buildings/facilities for this funding to simplify tracking and reporting.

Bids for Mid-County Senior Center roof replacement were received and BAS approved, and work order being created.



Monthly Infrastructure Sales Tax Project Report

Large Cap Projects

Data Date: 1/18/2024

Report Date: 1/31/2024

DESCRIPTION/TEAM

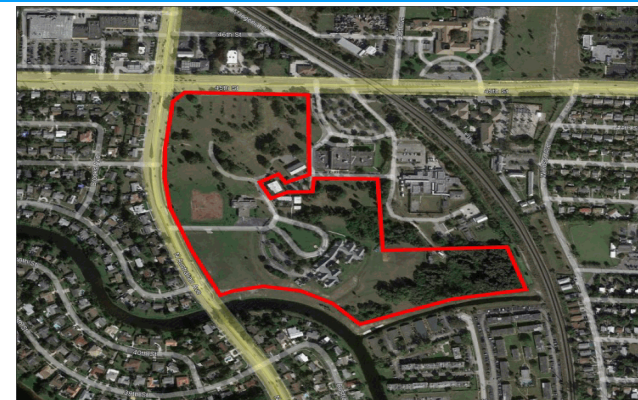
SCOPE

PHOTO

Project Title: 810 Datura Building Replacement

Project Number: Q018
 BCC District: 07
 Delivery Method: CMAR
 Category: G02-General Government Facilities
 Status: Design
 Designer: Alfonso Hernandez Architect, LLC
 Contractor: TBD
 Project Manager: Terri Wolfe

This project relocates the Community Services Department from 810 Datura Street to the County's 45th Street Complex. The result will be a modern office building to replace the existing facility which is 50+ years old, providing adequate space for services and programs into the future.
 FY 2023 - \$2,600,000
 FY 2025 - \$5,000,000
 FY 2026 - \$21,260,000



SCHEDULE SUMMARY

| | Original | Actual |
|---------------------------|-----------|-----------|
| Project Start | 10/1/2024 | 2/9/2022 |
| Programming | 5/12/2023 | 5/12/2023 |
| Design | 8/1/2023 | 8/1/2023 |
| Construction Commencement | | |
| Construction Completion | | |

PARTICIPATION

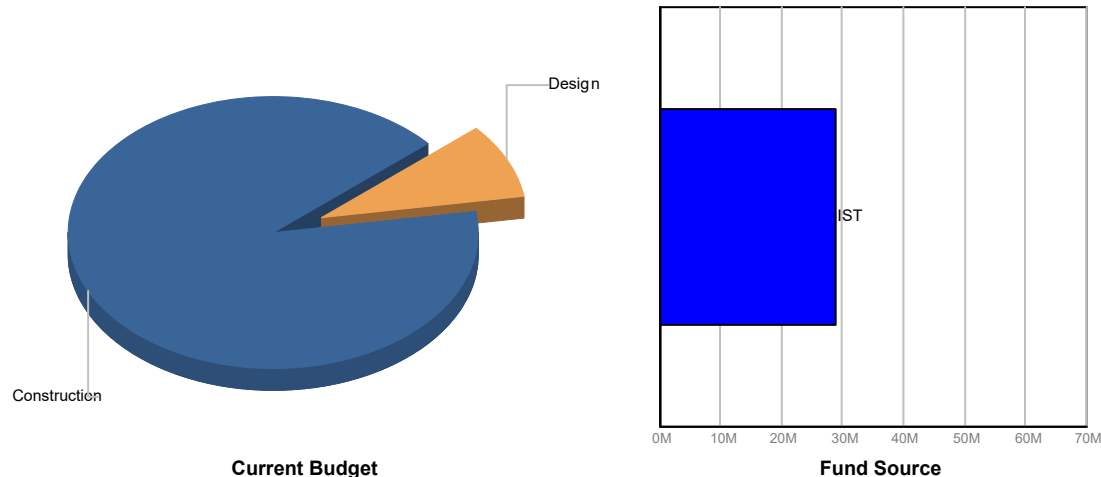
Consultant

SBE 82%
 Local 82%
 WBE 0%
 MBE 15%

Contractor

SBE TBD
 Local TBD
 WBE TBD
 MBE TBD

FUNDING



FINANCIAL SUMMARY

| | Project Budget | Committed | % Committed | Paid To Date |
|--------------|---------------------|--------------------|--------------|------------------|
| | A | B | C=B/A | D |
| Design | \$2,600,000 | \$5,363 | 0.21% | \$5,363 |
| Construction | \$26,260,000 | \$2,357,774 | 8.98% | \$280,929 |
| TOTAL | \$28,860,000 | \$2,363,138 | 8.19% | \$286,292 |

NOTES

PBC Approval was provided to the consultant for Conceptual Plan Services to include site survey work . CID has approved option C conceptual design. Awaiting final survey from engineering to move forward with DD. CM pre-con RFP bid proposals received. The review took place 1/22/24 as planned and short-listed 3 GC firms. The end user requested minor adjustments to the interior building concept plan, which were made by AHA. Alfonso (Architect) will provide a ROM cost for construction – still in progress. 1/16/24- Community Services requested a Concept plan review on the building interior. Minor plan adjustments were made as a last step to complete the concept plan.



Monthly Infrastructure Sales Tax Project Report

Large Cap Projects

Data Date: 1/18/2024

Report Date: 1/31/2024

DESCRIPTION/TEAM

SCOPE

PHOTO

Project Title: Detention Center Facilities R/R (Phases 3-5)
Project Number: Q019
BCC District: 03
Delivery Method: Construction Management
Category: S06-Sheriff - FDO
Status: Construction
Designer: Leo A. Daly
Contractor: Hedrick Brothers Construction
Project Manager: Jeffrey Halverson

Phases 3-5 consist of the East Tower and West Tower which are located at the Main Detention Center. The West Detention Center is located in Belle Glade. The design for both towers and the West Detention Center will require repairing and replacing MEP, Fire Sprinkler System, Low Voltage Systems and interior finishes.
 Detention Center Facilities R/R (Phases 3-5)
 FY 2018 IST \$8,500,000
 FY 2019 IST \$14,700,000
 FY 2020 IST \$9,800,000
 FY 2022 IST \$10,000,000



SCHEDULE SUMMARY

| | Original | Actual |
|---------------------------------------|------------|------------|
| East Tower Design Start | 11/12/2018 | 7/11/2019 |
| East Tower Construction Start-Phase 3 | 10/14/2019 | 11/18/2020 |
| East Tower Substantial Completion | 5/11/2022 | 12/11/2023 |
| West Tower Design Start-Phase 4 | 3/8/2022 | |
| West Tower Construction Start-Phase 4 | 1/2/2024 | |

PARTICIPATION

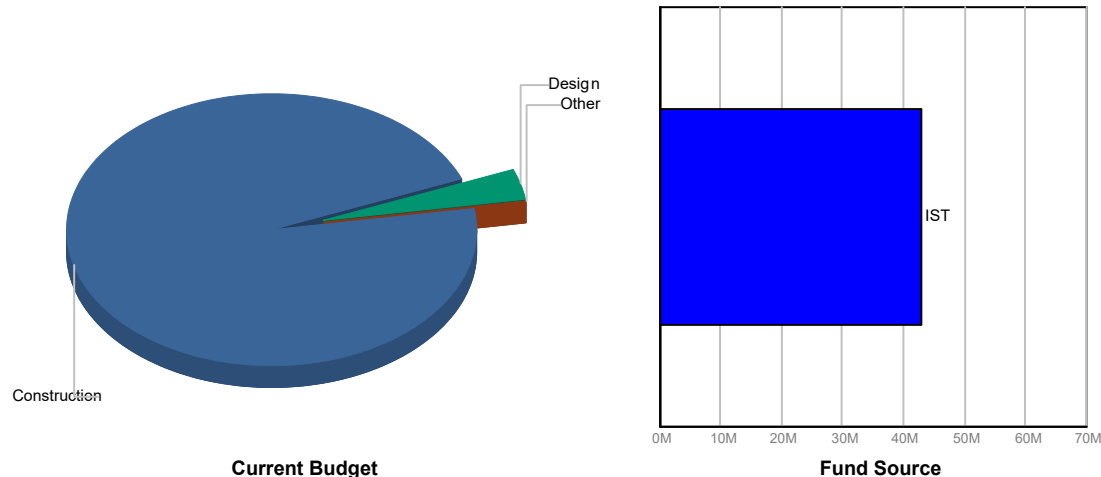
Consultant

- SBE 19.88%
- Local 67%
- WBE N/A
- MBE N/A

Contractor

- SBE 63%
- Local 84%
- WBE N/A
- MBE N/A

FUNDING



FINANCIAL SUMMARY

| | Project Budget | Committed | % Committed | Paid To Date |
|--------------|---------------------|---------------------|---------------|---------------------|
| | A | B | C=B/A | D |
| Design | \$1,500,000 | \$2,067,346 | 137.82% | \$1,689,355 |
| Construction | \$41,475,692 | \$26,541,163 | 63.99% | \$25,145,214 |
| Other | \$24,308 | \$1,328,794 | 5,466.49% | \$952,935 |
| Contingency | \$0 | \$0 | 0.00% | \$0 |
| TOTAL | \$43,000,000 | \$29,937,303 | 69.62% | \$27,787,505 |

NOTES

Plans have been submitted for preliminary review for phase IV. Hold up due to some scope increase. GMP for phase IV will be prepared in May 2024.



Monthly Infrastructure Sales Tax Project Report

Large Cap Projects

Data Date: 1/18/2024

Report Date: 1/31/2024


DESCRIPTION/TEAM

SCOPE

PHOTO

Project Title: West Boynton Park Athletic Field Renovations Sports Turf
Project Number: T002
BCC District: 02
Delivery Method: TBD
Category: A06-Athletic Field Renovations
Status: Design
Designer: Florida Transportation Engineering
Contractor: LTG Sports Turf One
Project Manager: Stuart Patterson

Replacement of existing grass field turf with synthetic turf on multi-purpose field 1 & 2.
Funded:
 FY 2017 \$2,000,000
 FY 2018 (\$1,011,658)
 FY 2022 \$1,196,658



SCHEDULE SUMMARY

| | Original | Actual |
|---------------------------------------|------------|------------|
| Begin Existing Site Surveys | 1/29/2020 | 1/29/2020 |
| Complete Existing Site Surveys | 6/30/2020 | 3/9/2020 |
| Finalization of Existing Site Surveys | 8/30/2020 | 10/16/2020 |
| Design RFP Proposals Due | 9/4/2020 | 9/10/2020 |
| Design RFP Final Selection | 10/29/2020 | 10/29/2020 |
| Consultant Contract Issuance | 12/14/2020 | 4/20/2021 |
| Design Completion | 12/31/2021 | |
| Turf Supplier RFP Proposal Due | 4/30/2022 | |

PARTICIPATION

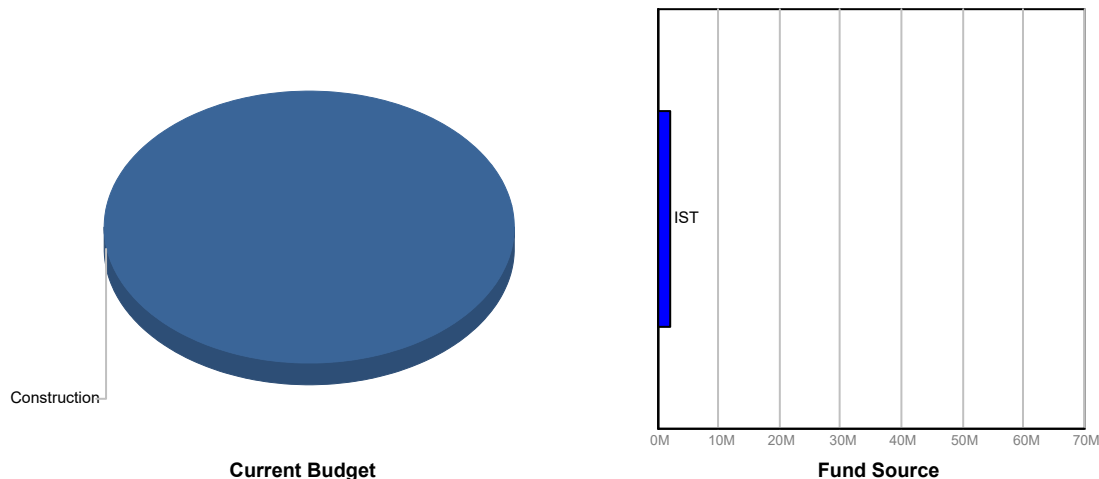
Consultant

- SBE 25%
- Local 25%
- WBE 0%
- MBE 6.13%

Contractor

- SBE N/A
- Local N/A
- WBE N/A
- MBE N/A

FUNDING



FINANCIAL SUMMARY

| | Project Budget | Committed | % Committed | Paid To Date |
|---------------------------------|--------------------|------------------|--------------|------------------|
| | A | B | C=B/A | D |
| Design | \$0 | \$179,794 | 0.00% | \$124,891 |
| Construction | \$2,185,000 | \$20,219 | 0.93% | \$20,219 |
| Furniture, Fixtures & Equipment | \$0 | \$0 | 0.00% | \$0 |
| Other | \$0 | \$459 | 0.00% | \$459 |
| Contingency | \$0 | \$0 | 0.00% | \$0 |
| TOTAL | \$2,185,000 | \$200,472 | 9.17% | \$145,569 |

NOTES

GMP API's issued 1/3/2024. GMP bids solicitation has been initiated; subcontractor bids are due 2/15/2024, with GMP 1st draft anticipated to CID by the end of 2/2024. Water Management permit meetings are currently in process. Building permits submission to commence after initial meetings with Water Management. Project team meetings are held on the 1st and 3rd Wednesdays of each month.



Monthly Infrastructure Sales Tax Project Report

Large Cap Projects

Data Date: 1/18/2024

Report Date: 1/31/2024

DESCRIPTION/TEAM

SCOPE

PHOTO

Project Title: Buttonwood Park

Project Number: T003
 BCC District: 03
 Delivery Method: TBD
 Category: A06-Athletic Field Renovations
 Status: Design
 Designer: Florida Transportation Engineering
 Contractor: LTG Sports Turf One
 Project Manager: Stuart Patterson

Replacement of existing grass field turf with synthetic turf on multi-purpose field 2 & 3
 Funded:
 FY 2017 \$1,500,000
 FY 2018 (\$1,488,342)
 FY 2021 \$900,000
 FY 2022 \$1,963,342



SCHEDULE SUMMARY

| | Original | Actual |
|---------------------------------------|------------|-----------|
| Begin Existing Site Surveys | 1/29/2020 | 1/29/2020 |
| Complete Existing Site Surveys | 8/30/2020 | 5/18/2021 |
| Finalization of Existing Site Surveys | 8/30/2020 | 8/23/2021 |
| Design RFP Proposals Due | 9/4/2020 | 9/10/2020 |
| Consultant Contract Issuance | 12/14/2020 | 4/20/2021 |
| Design Completion | 12/31/2021 | |
| Turf Supplier RFP Proposal Due | 4/30/2022 | |

PARTICIPATION

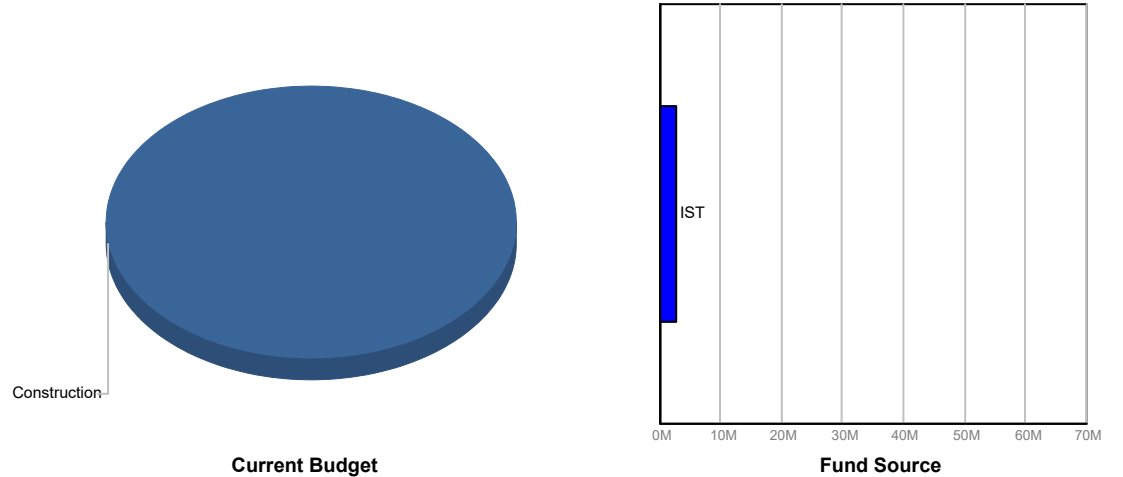
Consultant

SBE 25%
 Local 25%
 WBE 0%
 MBE 6.13%

Contractor

SBE N/A
 Local N/A
 WBE N/A
 MBE N/A

FUNDING



FINANCIAL SUMMARY

| | Project Budget | Committed | % Committed | Paid To Date |
|---------------------------------|--------------------|------------------|--------------|------------------|
| | A | B | C=B/A | D |
| Design | \$0 | \$191,577 | 0.00% | \$147,780 |
| Construction | \$2,875,000 | \$42,991 | 1.50% | \$42,991 |
| Furniture, Fixtures & Equipment | \$0 | \$0 | 0.00% | \$0 |
| Other | \$0 | \$12,458 | 0.00% | \$12,458 |
| Contingency | \$0 | \$0 | 0.00% | \$0 |
| TOTAL | \$2,875,000 | \$247,027 | 8.59% | \$203,229 |

NOTES

GMP API's issued 1/3/2024. GMP bids solicitation has been initiated; subcontractor bids are due 2/15/2024, with GMP 1st draft anticipated to CID by the end of 2/2024. Water Management permit meetings are currently in process. Building permits submission to commence after initial meetings with Water Management. Project team meetings are held on the 1st and 3rd Wednesdays of each month.



Monthly Infrastructure Sales Tax Project Report

Large Cap Projects

Data Date: 1/18/2024

Report Date: 1/31/2024

DESCRIPTION/TEAM

SCOPE

PHOTO

Project Title: Community Park - New Development

Construction of neighborhood park facilities for underserved Countywide Community Revitalization Team (CCRT) areas.

Project Number: T004
 BCC District: Multiple
 Delivery Method: Varies
 Category: N02-New Park Development
 Status: Varies
 Designer: Varies
 Contractor: Varies
 Project Manager: Varies

FY 2017 IST: \$1,000,000
 FY 2021 IST: \$4,900,000
 FY 2022 IST: (\$3,900,000)
 FY 2024 IST: \$3,000,000



SCHEDULE SUMMARY

PARTICIPATION

FUNDING

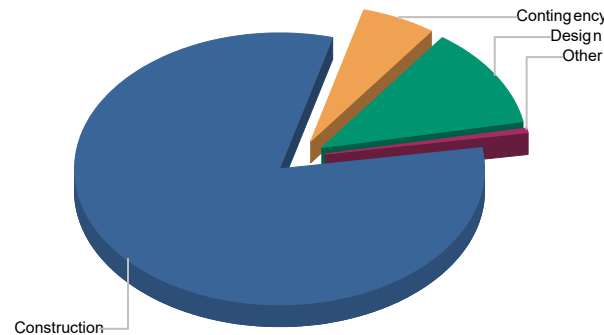
| Original | Actual |
|----------------------------------|--------|
| Varies by location. Work ongoing | |

Consultant

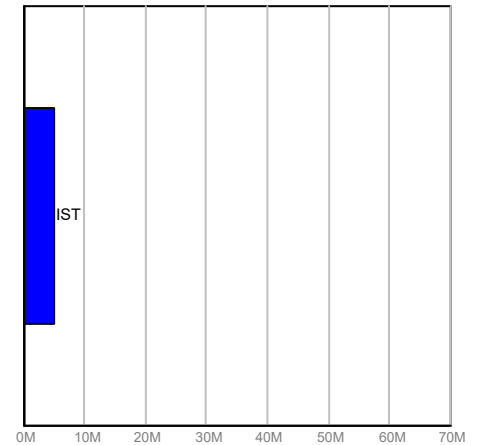
SBE Varies
 Local Varies
 WBE Varies
 MBE Varies

Contractor

SBE Varies
 Local Varies
 WBE Varies
 MBE Varies



Current Budget



Fund Source

FINANCIAL SUMMARY

NOTES

| | Project Budget | Committed | % Committed | Paid To Date |
|---------------------------------|--------------------|------------------|---------------|------------------|
| | A | B | C=B/A | D |
| Design | \$590,000 | \$695,855 | 117.94% | \$597,506 |
| Construction | \$4,082,035 | \$190,135 | 4.66% | \$121,104 |
| Furniture, Fixtures & Equipment | \$0 | \$0 | 0.00% | \$0 |
| Other | \$32,965 | \$33,190 | 100.68% | \$33,190 |
| Contingency | \$295,000 | \$0 | 0.00% | \$0 |
| TOTAL | \$5,000,000 | \$919,180 | 18.38% | \$751,800 |

Bridgeman; Construction of a .32 acre neighborhood park on a WUD parcel to serve the Belvedere Heights CCRT neighborhood within the Westgate CRA. Completed in 5/2020 with \$32,415 of IST funds. Paulette Burdick; Construction of a +/- 4 acre community park within Cam Estates CCRT neighborhood. 65% DD in review, community outreach conducted 3/25/2023 and application for Building Permit anticipated 2024. Gramercy; Construction of a +/- 11,000 sq. ft. neighborhood center and passive park. Permits issued and GMP approved by BCC. Project budget includes \$500k of IST funds for design and permitting, with construction funding from a CDBG award and IST Program Reserves.



Monthly Infrastructure Sales Tax Project Report

Large Cap Projects

Data Date: 1/18/2024

Report Date: 1/31/2024

DESCRIPTION/TEAM

SCOPE

PHOTO

Project Title: FY2020 Sports Field Lighting Replacement
Project Number: T010
BCC District: Multiple
Delivery Method: Sports Field Lighting Annual
Category: S12-Sports Lighting Replacement
Status: Construction
Designer: JLRD Engineers
Contractor: Various
Project Manager: Amr Salam

Lake Lytal Athletic Courts, Haverhill Tennis & Racquetball Courts, BASCR Basketball Courts, Duncan Padgett Park Raquetball Courts
 FY 2020 IST = \$1,300,000
 FY 2021 IST = (\$100,000)
 FY 2022 IST = (\$273,000)



SCHEDULE SUMMARY

| | Original | Actual |
|-----------------------------------|------------|-----------|
| Project Start | 6/29/2017 | 7/18/2019 |
| Design Start | 11/6/2020 | 11/6/2020 |
| Design Completion | 4/2/2021 | 4/2/2021 |
| Final Completion | 12/31/2022 | |
| Bidding Package 1 | 6/14/2021 | 6/14/2021 |
| Construction Start Package 1 | 2/14/2022 | 2/14/2022 |
| Construction Completion Package 1 | | |
| Bidding Package 2 | 5/19/2022 | |
| Construction Start Package 2 | | |
| Construction Completion Package 2 | | |
| Bidding Package 3 | | |
| Construction Start Package 3 | | |
| Construction Completion Package 3 | | |

PARTICIPATION

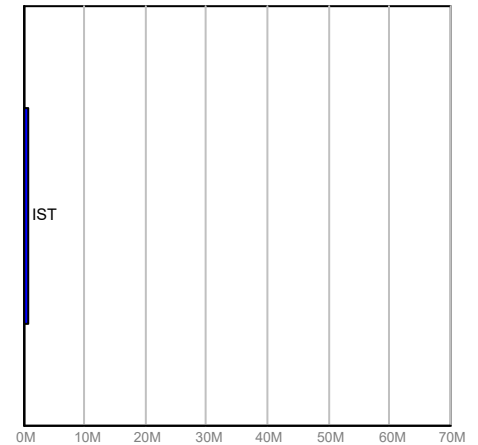
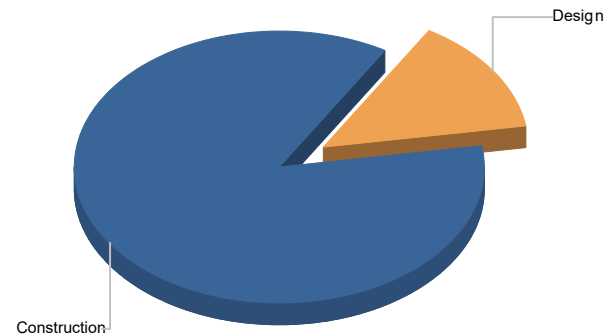
Consultant

SBE 100%
 Local 100%
 WBE N/A
 MBE N/A

Contractor

SBE TBD
 Local TBD
 WBE TBD
 MBE TBD

FUNDING



Current Budget

Fund Source

FINANCIAL SUMMARY

| | Project Budget | Committed | % Committed | Paid To Date |
|--------------|------------------|------------------|---------------|------------------|
| | A | B | C=B/A | D |
| Design | \$130,000 | \$504,149 | 387.81% | \$496,550 |
| Construction | \$797,000 | \$349,716 | 43.88% | \$330,128 |
| TOTAL | \$927,000 | \$853,865 | 92.11% | \$826,677 |

NOTES

Lake Lytal Racquetball: Project on hold (separate project). South County Basketball: Construction complete. Haverhill Tennis: Construction complete. Haverhill Racquetball- Project on hold. Duncan Padgett Picnic Area - Awaiting project approach from Parks to proceed.



Monthly Infrastructure Sales Tax Project Report

Large Cap Projects

Data Date: 1/18/2024

Report Date: 1/31/2024

DESCRIPTION/TEAM

SCOPE

PHOTO

Project Title: FY2021 Sports Lighting Replacement

Caloosa Park Athletic Courts, Seminole Palms BF 1-8 & MPF 9-11, BASCR Tennis Courts, Carlin Park Tennis Courts, Veterans Park Tennis & Bball Courts, Dyer Park Basketball Courts, Lake Lytal Tball.



Project Number: T011
 BCC District: Multiple
 Delivery Method: Sports Field Lighting Annual
 Category: S12-Sports Lighting Replacement
 Status: Design
 Designer: JLRD Engineers
 Contractor: Various
 Project Manager: Stuart Patterson

FY 2021 IST \$4,050,000.
 FY 2022 IST (\$301,000)

SCHEDULE SUMMARY

PARTICIPATION

FUNDING

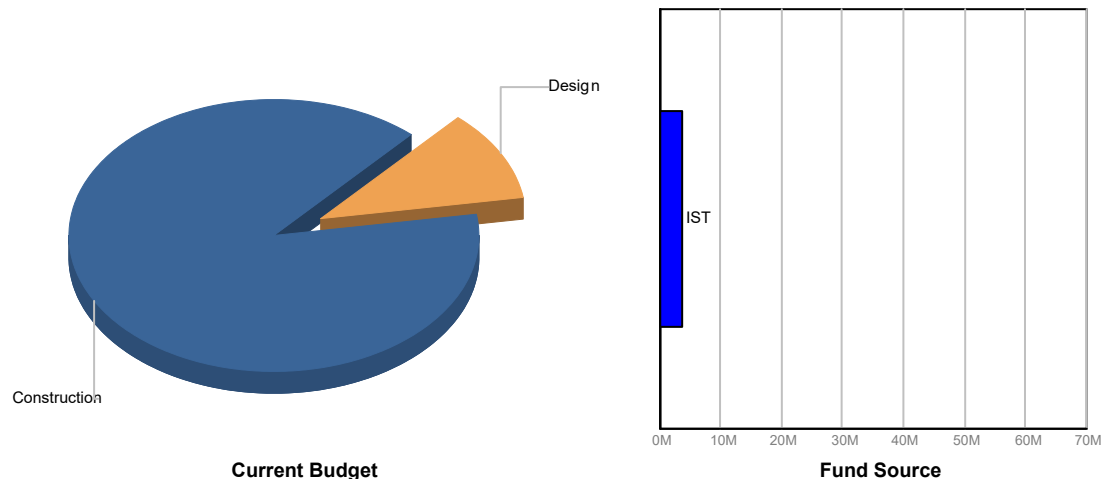
| | Original | Actual |
|-----------------------------------|------------|-----------|
| Project Start | 6/29/2017 | 6/29/2017 |
| Design Start | 11/6/2020 | 11/6/2020 |
| Design Completion | 4/2/2021 | 4/2/2021 |
| Final Completion | 12/31/2022 | |
| Bidding Package 1 | 6/14/2021 | 6/14/2021 |
| Construction Start Package 1 | 4/11/2022 | |
| Construction Completion Package 1 | | |
| Bidding Package 2 | 6/2/2022 | 6/2/2022 |
| Construction Start Package 2 | | |
| Construction Completion Package 2 | | |
| Bidding Package 3 | | |
| Construction Start Package 2 | | |
| Construction Completion Package 3 | | |

Consultant

- SBE 100%
- Local 100%
- WBE N/A
- MBE N/A

Contractor

- SBE 3.60%
- Local 100%
- WBE N/A
- MBE N/A



FINANCIAL SUMMARY

NOTES

| | Project Budget | Committed | % Committed | Paid To Date |
|--------------|--------------------|--------------------|---------------|--------------------|
| | A | B | C=B/A | D |
| Design | \$405,000 | \$251,888 | 62.19% | \$135,942 |
| Construction | \$3,326,949 | \$2,561,477 | 76.99% | \$2,451,863 |
| TOTAL | \$3,731,949 | \$2,813,364 | 75.39% | \$2,587,805 |

Carlin Tennis - Project complete and closed. Lake Lytal Ballfield -Project complete and closed. Seminole Palms Ballfield & MPF - Project complete and closed. South County Tennis -Project complete and closed. Caloosa Basketball & Tennis - Project complete and closed. Caloosa Racquetball- construction is ongoing and anticipated to be complete in Spring 2024. Dyer Basketball –Project complete and closed. Veterans Memorial Tennis & Basketball – Project complete and closed.




Monthly Infrastructure Sales Tax Project Report

Large Cap Projects

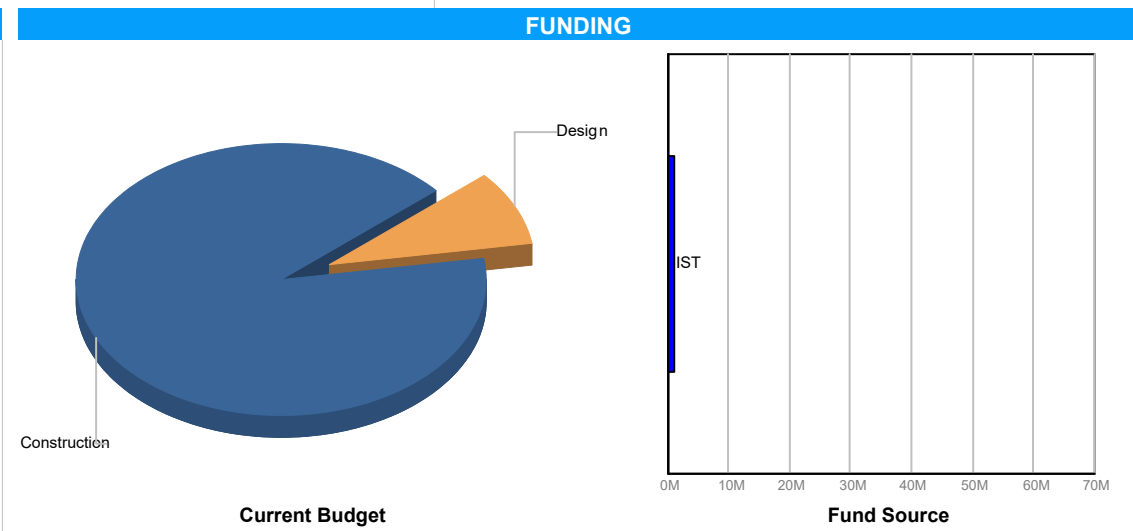
Data Date: 1/18/2024

Report Date: 1/31/2024

| DESCRIPTION/TEAM | SCOPE | PHOTO |
|---|--|---|
| <p>Project Title: FY2022 Sports Field Lighting Replacement</p> <p>Project Number: T012</p> <p>BCC District: Multiple</p> <p>Delivery Method: Sports Field Lighting Annual</p> <p>Category: S12-Sports Lighting Replacement</p> <p>Status: Construction</p> <p>Designer: JLRD</p> <p>Contractor: Davco</p> <p>Project Manager: Stuart Patterson</p> | <p>Replacement of Sports Field Lighting at Caloosa Park Ballfields 4-7.</p> <p>FY 2022 IST Funds = \$1,004,000</p> |  |

| SCHEDULE SUMMARY | Original | Actual |
|--------------------|-----------|----------|
| Project Start | 6/19/2023 | 7/6/2023 |
| Project Completion | 9/4/2023 | |

| PARTICIPATION |
|-------------------|
| Consultant |
| SBE 100% |
| Local 100% |
| WBE N/A |
| MBE N/A |
| Contractor |
| SBE 3.60% |
| Local 100% |
| WBE 0% |
| MBE 0% |



| FINANCIAL SUMMARY | | | | |
|-------------------|--------------------|------------------|---------------|------------------|
| | Project Budget | Committed | % Committed | Paid To Date |
| | A | B | C=B/A | D |
| Design | \$90,000 | \$1,858 | 2.06% | \$1,858 |
| Construction | \$914,000 | \$239,000 | 26.15% | \$239,000 |
| TOTAL | \$1,004,000 | \$240,858 | 23.99% | \$240,858 |

NOTES

Project is complete and closed. Type 1 transfer forthcoming.



Monthly Infrastructure Sales Tax Project Report

Large Cap Projects

Data Date: 1/18/2024

Report Date: 1/31/2024

DESCRIPTION/TEAM

Project Title: Bert Winters Park Redevelopment

Project Number: T041
 BCC District: 01
 Delivery Method: Annual Contract
 Category: E02-Existing Park Redevelopment or Expansion
 Status: Design
 Designer: Architecture Green
 Contractor: TBD
 Project Manager: Sunil Jagoo

SCOPE

Demolish former PBMI building, tennis courts, and playground. Remove lights and poles servicing Field 2. Renovate Baseball Field 1. Construct new regulation 220' x 360' multipurpose field. Construct new 30' x 60' rental pavilion. Construct new playground area. Renovate existing day use dock for public use. Construct new paved parking, curbing, landscaping, sidewalks and picnic areas. Install new underground infrastructure and site lighting.
 FY 2019 IST \$200,000
 FY 2021 IST \$1,500,000
 \$200K FRDAP Phase II Redevelopment Grant (Construction)
 \$220K FIND Phase II Planning, Design and Permitting Costs
 \$1M FIND Phase II Redevelopment (Construction) – Application pending

PHOTO



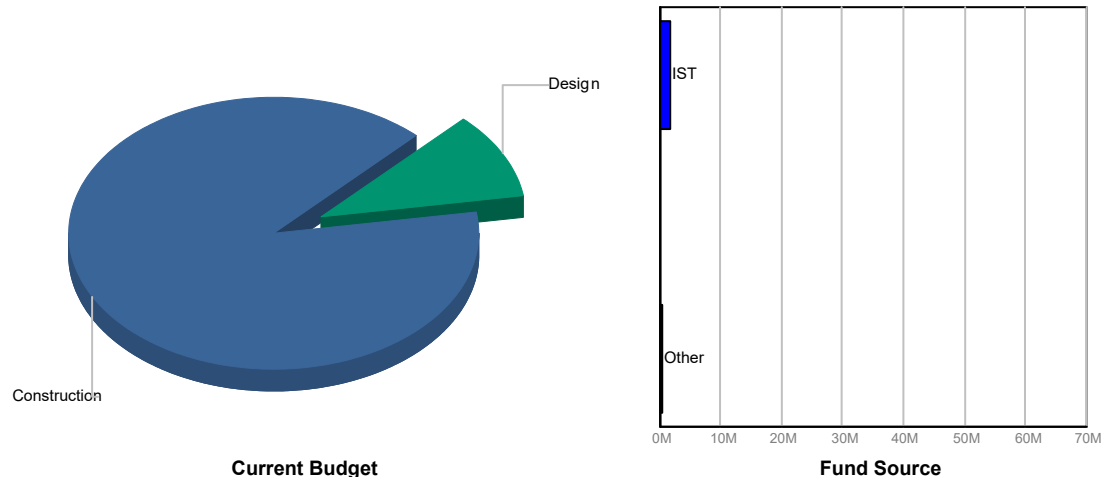
SCHEDULE SUMMARY

| | Original | Actual |
|-----------------------------|------------|------------|
| Project Start | 8/22/2019 | 8/22/2019 |
| Asbestos Report Initiated | 8/23/2019 | 8/23/2019 |
| Asbestos Report Completion | 10/1/2019 | 10/1/2019 |
| Demolition Start | 11/12/2019 | 4/16/2020 |
| Demolition Completion | 12/5/2019 | 8/17/2020 |
| Design Completion | 7/1/2020 | 11/16/2022 |
| Permitting Start(Dock) | 7/15/2020 | 11/30/2022 |
| Permitting Completion(Dock) | 12/31/2020 | 3/29/2023 |
| Permitting Start(Site) | | |

PARTICIPATION

Consultant
 SBE 89.28%
 Local 100%
 WBE N/A
 MBE N/A
Contractor
 SBE TBD
 Local TBD
 WBE TBD
 MBE TBD

FUNDING



FINANCIAL SUMMARY

| | Project Budget | Committed | % Committed | Paid To Date |
|--------------|--------------------|------------------|---------------|------------------|
| | A | B | C=B/A | D |
| Design | \$220,000 | \$0 | 0.00% | \$0 |
| Construction | \$1,900,000 | \$819,642 | 43.14% | \$367,715 |
| Other | \$0 | \$10,958 | 0.00% | \$10,958 |
| Contingency | \$0 | \$270 | 0.00% | \$270 |
| TOTAL | \$2,120,000 | \$830,870 | 39.19% | \$378,942 |

NOTES

All permits were submitted for this project and awaiting review comments.



Monthly Infrastructure Sales Tax Project Report

Large Cap Projects

Data Date: 1/18/2024

Report Date: 1/31/2024

DESCRIPTION/TEAM

Project Title: Aqua Crest Pool Facility Replacement

Project Number: T077
 BCC District: 07
 Delivery Method: CMR
 Category: A02-Aquatic Facility Repair and Replacement
 Status: Design
 Designer: Ohlson Lavoie Collaborative
 Contractor: TBD
 Project Manager: Michael Jenner

SCOPE

The work consist of the design and renovation of the existing Aqua Crest pool facility. The scope includes but is not limited to: pool improvements such as leak detection, re-surface, lane marker replacement, filtration system replacement; pool deck renovations; demolition of wadding pool; new splash pad; relocation of ticketing booth, admin offices, guards room and weight's room; bathroom renovations; new shade structures and Marquee sign.
 FY 2019 IST: \$6,000,000
 FY 2022 IST: (\$5,000,000)
 FY 2023 IST: \$11,152,500

PHOTO



SCHEDULE SUMMARY

| | Original | Actual |
|-------------------------------|-----------|-----------|
| Pre-Scope meeting | 2/20/2019 | 2/20/2019 |
| Design Services Advertisement | 6/17/2019 | 8/4/2019 |
| Consultant BCC Approval | 1/14/2020 | 5/5/2020 |
| Design Start | 1/21/2020 | 6/6/2023 |
| Construction Start | 3/9/2021 | |
| Substantial Completion | 3/8/2022 | |
| Project Close-out | 5/3/2022 | |

PARTICIPATION

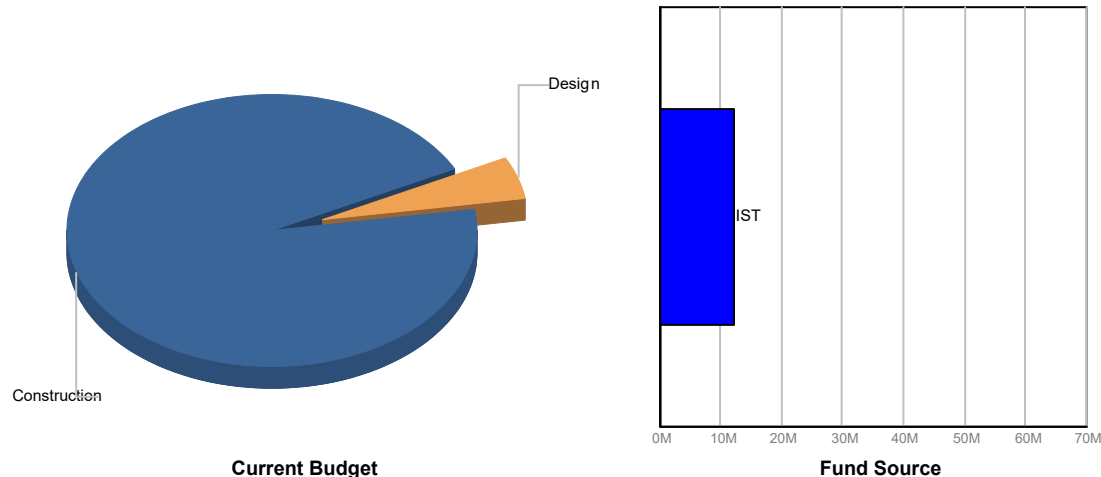
Consultant

SBE 29%
 Local N/A
 WBE N/A
 MBE N/A

Contractor

SBE TBD
 Local TBD
 WBE TBD
 MBE TBD

FUNDING



FINANCIAL SUMMARY

| | Project Budget | Committed | % Committed | Paid To Date |
|--------------|---------------------|------------------|--------------|------------------|
| | A | B | C=B/A | D |
| Design | \$600,000 | \$125,970 | 20.99% | \$108,704 |
| Construction | \$11,552,500 | \$36,158 | 0.31% | \$36,158 |
| TOTAL | \$12,152,500 | \$162,128 | 1.33% | \$144,862 |

NOTES

Received fee proposal from design engineer for option #7. Project is on hold until BCC or other direction is obtained regarding project funding due to construction cost escalation.



Monthly Infrastructure Sales Tax Project Report

Large Cap Projects

Data Date: 1/18/2024

Report Date: 1/31/2024

DESCRIPTION/TEAM

SCOPE

PHOTO

Project Title: Dyer Park Athletic Field Renovation

Replacement of existing grass field turf with synthetic turf on multi-purpose field 3, 4, & 5 as well as additional damaged area.
Funded: FY 2020 \$6,000,000



Project Number: T099
 BCC District: 07
 Delivery Method: Annual Contract
 Category: A06-Athletic Field Renovations
 Status: Design
 Designer: Florida Transportation Engineering
 Contractor: LTG Sports Turf One
 Project Manager: Stuart Patterson

SCHEDULE SUMMARY

| | Original | Actual |
|---------------------------------------|------------|------------|
| Begin Existing Site Surveys | 1/29/2020 | 1/29/2020 |
| Complete Existing Site Surveys | 6/30/2020 | 5/29/2020 |
| Finalization of Existing Site Surveys | 8/30/2020 | 10/16/2020 |
| Design RFP Proposals Due | 9/4/2020 | 9/10/2020 |
| Design RFP Final Selection | 10/29/2020 | 10/29/2020 |
| Consultant Contract Issuance | 12/14/2020 | 4/20/2021 |
| Design Completion | 12/31/2021 | |
| Turf Supplier RFP Proposal Due | 4/30/2022 | |

PARTICIPATION

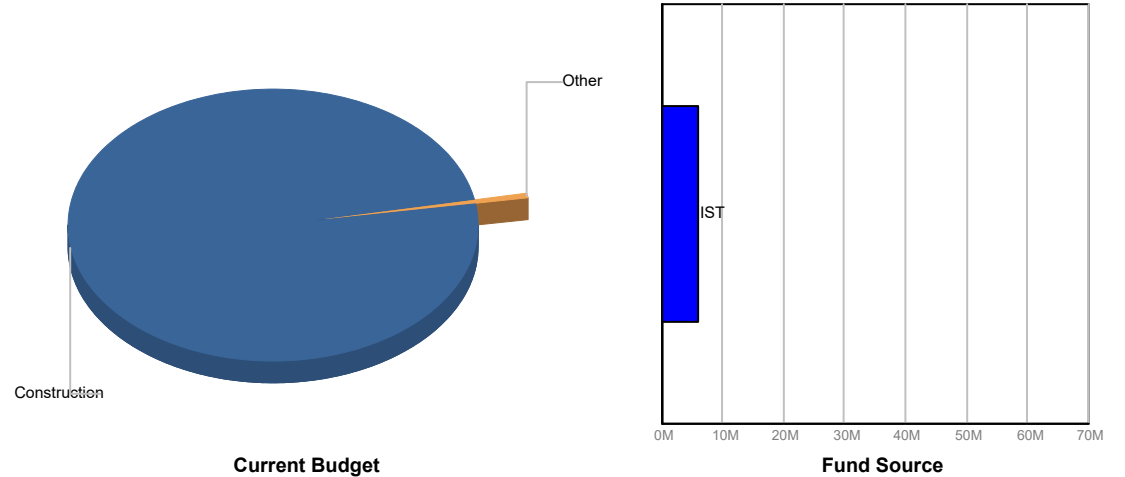
Consultant

- SBE 25%
- Local 25%
- WBE 0%
- MBE 6.13%

Contractor

- SBE N/A
- Local N/A
- WBE N/A
- MBE N/A

FUNDING



FINANCIAL SUMMARY

| | Project Budget | Committed | % Committed | Paid To Date |
|--------------|--------------------|------------------|--------------|------------------|
| | A | B | C=B/A | D |
| Construction | \$5,970,000 | \$252,018 | 4.22% | \$181,730 |
| Other | \$30,000 | \$89,121 | 297.07% | \$549 |
| TOTAL | \$6,000,000 | \$341,139 | 5.69% | \$182,279 |

NOTES

GMP API's issued 1/3/2024. GMP bids solicitation has been initiated; subcontractor bids are due 2/15/2024, with GMP 1st draft anticipated to CID by the end of 2/2024. Water Management permit meetings are currently in process. Building permits submission to commence after initial meetings with Water Management. Project team meetings are held on the 1st and 3rd Wednesdays of each month.



Monthly Infrastructure Sales Tax Project Report

Large Cap Projects

Data Date: 1/18/2024

Report Date: 1/31/2024


DESCRIPTION/TEAM

SCOPE

PHOTO

Project Title: Caloosa Park Athletic Field Renovation

Replacement of existing grass field turf with synthetic turf on multi-purpose field 1 & 3 as well as converted from multi-purpose field 4 converted from softball.
Funded: FY 2020 \$4,000,000



Project Number: T100
 BCC District: 04
 Delivery Method: TBD
 Category: A06-Athletic Field Renovations
 Status: Design
 Designer: Florida Transportation Engineering
 Contractor: LTG Sports Turf One
 Project Manager: Stuart Patterson

SCHEDULE SUMMARY

| | Original | Actual |
|---------------------------------------|------------|------------|
| Begin Existing Site Surveys | 1/29/2020 | 1/29/2020 |
| Complete Existing Site Surveys | 6/30/2020 | 3/30/2020 |
| Finalization of Existing Site Surveys | 8/30/2020 | 6/7/2020 |
| Design RFP Proposals Due | 9/4/2020 | 9/10/2020 |
| Design RFP Final Selection | 10/29/2020 | 10/29/2020 |
| Consultant Contract Issuance | 12/14/2020 | 4/20/2021 |
| Design Completion | 12/31/2021 | |
| Turf Supplier RFP Proposal Due | | |

PARTICIPATION

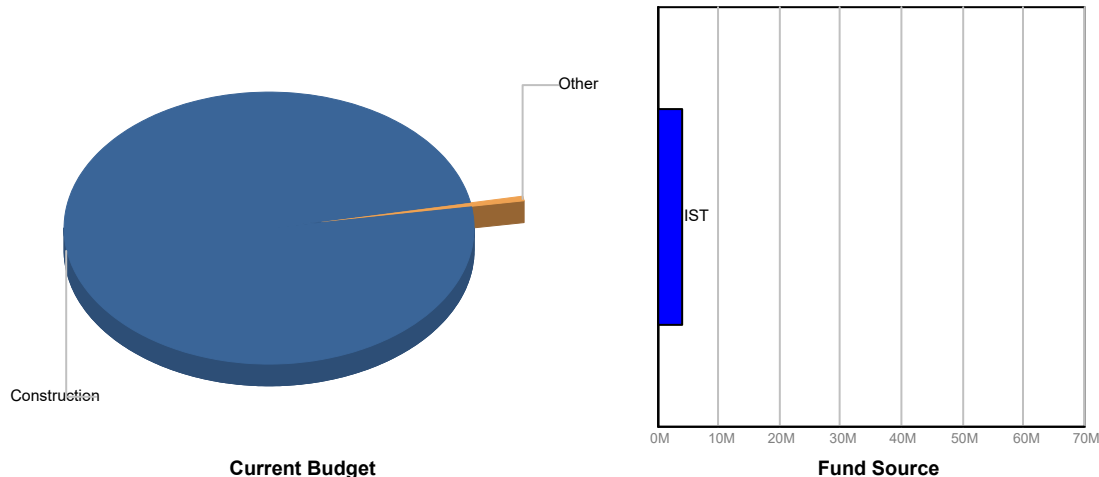
Consultant

- SBE 25%
- Local 25%
- WBE 0%
- MBE 6.13%

Contractor

- SBE N/A
- Local N/A
- WBE N/A
- MBE N/A

FUNDING



FINANCIAL SUMMARY

| | Project Budget | Committed | % Committed | Paid To Date |
|--------------|--------------------|------------------|--------------|------------------|
| | A | B | C=B/A | D |
| Construction | \$3,980,000 | \$232,924 | 5.85% | \$163,382 |
| Other | \$20,000 | \$12,604 | 63.02% | \$12,604 |
| TOTAL | \$4,000,000 | \$245,528 | 6.14% | \$175,987 |

NOTES

GMP API's issued 1/3/2024. GMP bids solicitation has been initiated; subcontractor bids are due 2/15/2024, with GMP 1st draft anticipated to CID by the end of 2/2024. Water Management permit meetings are currently in process. Building permits submission to commence after initial meetings with Water Management. Project team meetings are held on the 1st and 3rd Wednesdays of each month.



Monthly Infrastructure Sales Tax Project Report

Large Cap Projects

Data Date: 1/18/2024

Report Date: 1/31/2024

DESCRIPTION/TEAM

SCOPE

PHOTO

Project Title: JPP Athletic Field Renovation

Replacement of existing grass field turf with synthetic turf on the Miracle League Field as well as short field multi-purpose field, converted from softball 1.
Funded: FY 2020 \$3,222,000



Project Number: T101
 BCC District: 03
 Delivery Method: TBD
 Category: A06-Athletic Field Renovations
 Status: Design
 Designer: Florida Transportation Engineering
 Contractor: LTG Sports Turf One
 Project Manager: Stuart Patterson

SCHEDULE SUMMARY

| | Original | Actual |
|---------------------------------------|------------|------------|
| Begin Existing Site Surveys | 1/29/2020 | 1/29/2020 |
| Complete Existing Site Surveys | 6/30/2020 | 4/15/2020 |
| Finalization of Existing Site Surveys | 8/30/2020 | 10/15/2020 |
| Design RFP Proposals Due | 9/4/2020 | 9/10/2020 |
| Design RFP Final Selection | 10/29/2020 | 10/29/2020 |
| Consultant Contract Issuance | 12/14/2020 | 4/20/2021 |
| Design Completion | 12/31/2021 | |
| Turf Supplier RFP Proposal Due | 4/30/2022 | |

PARTICIPATION

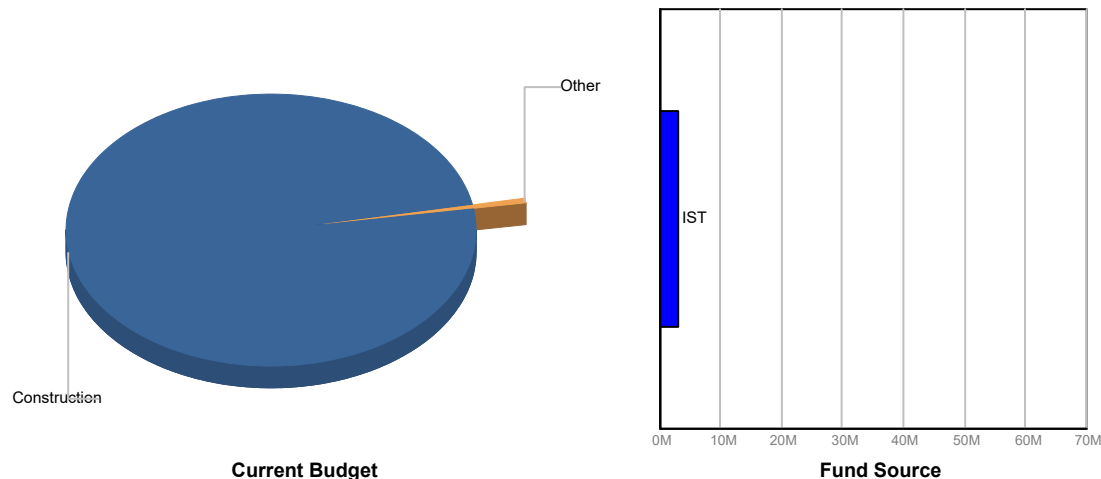
Consultant

- SBE 25%
- Local 25%
- WBE 0%
- MBE 6.13%

Contractor

- SBE N/A
- Local N/A
- WBE N/A
- MBE N/A

FUNDING



FINANCIAL SUMMARY

| | Project Budget | Committed | % Committed | Paid To Date |
|--------------|--------------------|------------------|--------------|------------------|
| | A | B | C=B/A | D |
| Construction | \$3,204,000 | \$199,995 | 6.24% | \$145,065 |
| Other | \$16,000 | \$1,113 | 6.96% | \$1,113 |
| TOTAL | \$3,220,000 | \$201,109 | 6.25% | \$146,178 |

NOTES

GMP API's issued 1/3/2024. GMP bids solicitation has been initiated; subcontractor bids are due 2/15/2024, with GMP 1st draft anticipated to CID by the end of 2/2024. Water Management permit meetings are currently in process. Building permits submission to commence after initial meetings with Water Management. Project team meetings are held on the 1st and 3rd Wednesdays of each month.



Monthly Infrastructure Sales Tax Project Report

Large Cap Projects

Data Date: 1/18/2024

Report Date: 1/31/2024

DESCRIPTION/TEAM

SCOPE

PHOTO

Project Title: Loggers Run Park Athletic Field Renovation
Project Number: T102
BCC District: 05
Delivery Method: TBD
Category: A06-Athletic Field Renovations
Status: Design
Designer: FTE
Contractor: LTG Sports Turf One
Project Manager: Stuart Patterson

Replacement of existing grass field turf with synthetic turf on multi-purpose field 1 & 2.
 FY 2020 IST \$3,200,000
 FY 2022 IST (\$700,000)



SCHEDULE SUMMARY

| | Original | Actual |
|---------------------------------------|------------|------------|
| Begin Existing Site Surveys | 1/29/2020 | 1/29/2020 |
| Complete Existing Site Surveys | 6/30/2020 | 3/16/2020 |
| Finalization of Existing Site Surveys | 8/30/2020 | 10/16/2020 |
| Design RFP Proposals Due | 9/4/2020 | 9/10/2020 |
| Design RFP Final Selection | 10/29/2020 | 10/29/2020 |
| Consultant Contract Issuance | 12/14/2020 | 4/20/2021 |
| Design Completion | 12/31/2021 | |
| Turf Supplier RFP Proposal Due | 4/30/2022 | |

PARTICIPATION

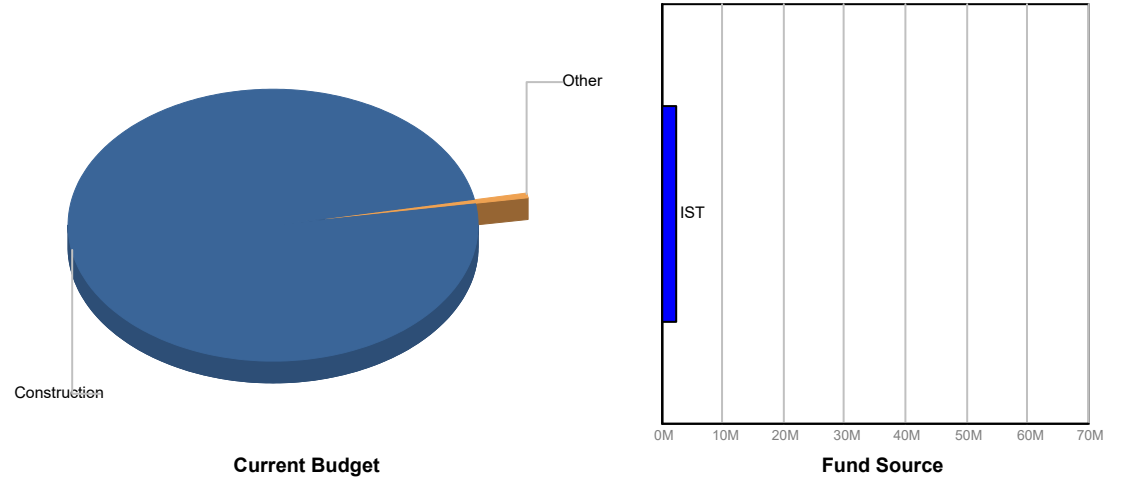
Consultant

- SBE 25%
- Local 25%
- WBE 0%
- MBE 6.13%

Contractor

- SBE N/A
- Local N/A
- WBE N/A
- MBE N/A

FUNDING



FINANCIAL SUMMARY

| | Project Budget | Committed | % Committed | Paid To Date |
|--------------|--------------------|------------------|--------------|------------------|
| | A | B | C=B/A | D |
| Construction | \$2,484,000 | \$184,544 | 7.43% | \$129,410 |
| Other | \$16,000 | \$16,019 | 100.12% | \$16,019 |
| TOTAL | \$2,500,000 | \$200,562 | 8.02% | \$145,429 |

NOTES

GMP API's issued 1/3/2024. GMP bids solicitation has been initiated; subcontractor bids are due 2/15/2024, with GMP 1st draft anticipated to CID by the end of 2/2024. Water Management permit meetings are currently in process. Building permits submission to commence after initial meetings with Water Management. Project team meetings are held on the 1st and 3rd Wednesdays of each month.




Monthly Infrastructure Sales Tax Project Report

Large Cap Projects

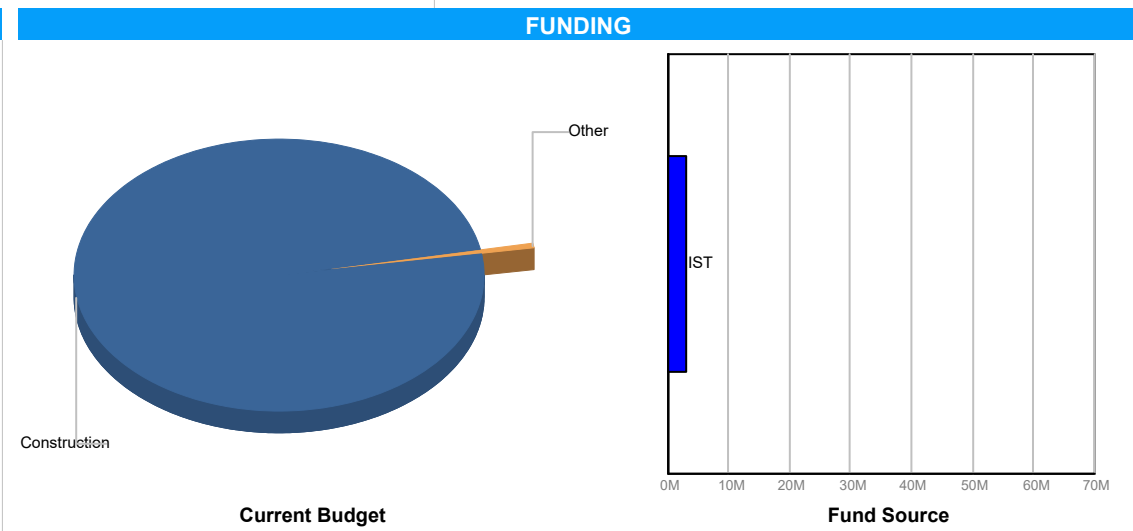
Data Date: 1/18/2024

Report Date: 1/31/2024

| DESCRIPTION/TEAM | SCOPE | PHOTO |
|---|--|---|
| <p>Project Title: Samuel Friedland District Park Expansion</p> <p>Project Number: T103</p> <p>BCC District: 06</p> <p>Delivery Method: TBD</p> <p>Category: A06-Athletic Field Renovations</p> <p>Status: Design</p> <p>Designer: Florida Transportation Engineering</p> <p>Contractor: LTG Sports Turf One</p> <p>Project Manager: Stuart Patterson</p> | <p>Replacement of existing grass field turf with synthetic turf on multi-purpose field 9 & 10 as well as the open play field.</p> <p>Funded: FY 2020 \$3,000,000</p> |  |

| SCHEDULE SUMMARY | | |
|---------------------------------------|------------|------------|
| | Original | Actual |
| Begin Existing Site Surveys | 1/20/2020 | 1/29/2020 |
| Complete Existing Site Surveys | 6/30/2020 | 2/28/2020 |
| Finalization of Existing Site Surveys | 8/30/2020 | 10/16/2020 |
| Design RFP Proposals Due | 9/4/2020 | 9/10/2020 |
| Design RFP Final Selection | 10/29/2020 | 10/29/2020 |
| Consultant Contract Issuance | 12/14/2020 | 4/20/2021 |
| Design Completion | 12/31/2021 | |
| Turf Supplier RFP Proposal Due | 4/30/2022 | |

| PARTICIPATION | |
|-------------------|-------|
| Consultant | |
| SBE | 25% |
| Local | 25% |
| WBE | 0% |
| MBE | 6.13% |
| Contractor | |
| SBE | N/A |
| Local | N/A |
| WBE | N/A |
| MBE | N/A |



| FINANCIAL SUMMARY | | | | |
|-------------------|--------------------|------------------|--------------|------------------|
| | Project Budget | Committed | % Committed | Paid To Date |
| | A | B | C=B/A | D |
| Construction | \$2,985,000 | \$186,343 | 6.24% | \$131,541 |
| Other | \$15,000 | \$10,559 | 70.40% | \$10,559 |
| TOTAL | \$3,000,000 | \$196,902 | 6.56% | \$142,100 |

NOTES

GMP API's issued 1/3/2024. GMP bids solicitation has been initiated; subcontractor bids are due 2/15/2024, with GMP 1st draft anticipated to CID by the end of 2/2024. Water Management permit meetings are currently in process. Building permits submission to commence after initial meetings with Water Management. Project team meetings are held on the 1st and 3rd Wednesdays of each month.



Monthly Infrastructure Sales Tax Project Report

Large Cap Projects

Data Date: 1/18/2024

Report Date: 1/31/2024

DESCRIPTION/TEAM

SCOPE

PHOTO

Project Title: Westgate Park Restroom and Athletic Field Renovation
Project Number: T110
BCC District: 07
Delivery Method: TBD
Category: E02-Existing Park Redevelopment or Expansion
Status: Design
Designer: Florida Transportation Engineering
Contractor: LTG Sports Turf One
Project Manager: Stuart Patterson

Replacement of existing grass field turf with synthetic turf on multi-purpose field 1.
Funded:
 FY 2020 IST \$250,000
 FY 2022 IST \$1,750,000



SCHEDULE SUMMARY

| | Original | Actual |
|---------------------------------------|------------|------------|
| Begin Existing Site Surveys | 1/29/2020 | 1/29/2020 |
| Complete Existing Site Surveys | 6/30/2020 | 6/1/2021 |
| Finalization of Existing Site Surveys | 8/30/2020 | 8/25/2021 |
| Design RFP Proposals Due | 9/4/2020 | 9/10/2020 |
| Design RFP Final Selection | 10/29/2020 | 10/29/2020 |
| Consultant Contract Issuance | 12/14/2020 | 4/20/2021 |
| Design Completion | 12/31/2021 | |
| Turf Supplier RFP Proposal Due | 4/30/2022 | |

PARTICIPATION

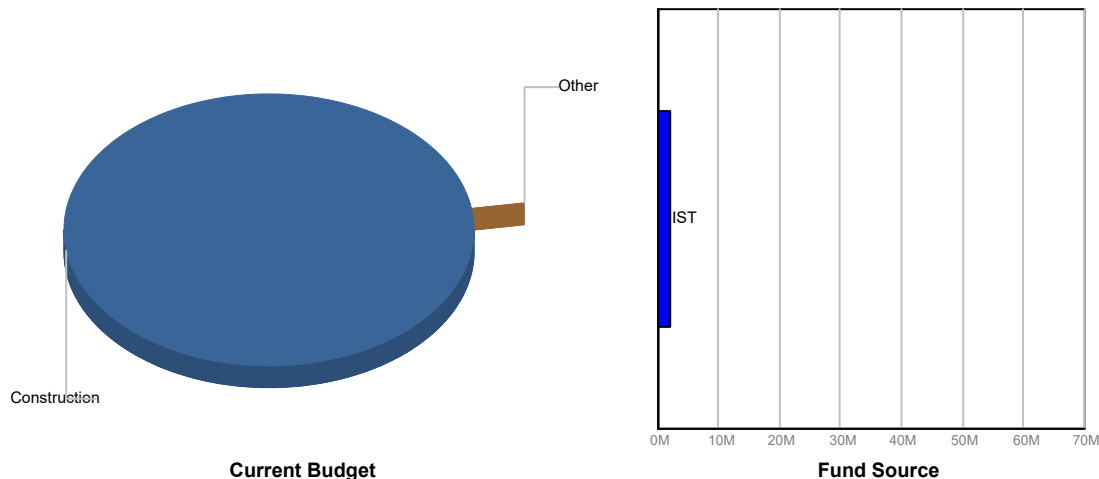
Consultant

- SBE 25%
- Local 25%
- WBE 0%
- MBE 6.13%

Contractor

- SBE N/A
- Local N/A
- WBE N/A
- MBE N/A

FUNDING



FINANCIAL SUMMARY

| | Project Budget | Committed | % Committed | Paid To Date |
|--------------|--------------------|------------------|--------------|------------------|
| | A | B | C=B/A | D |
| Construction | \$1,998,750 | \$166,416 | 8.33% | \$121,834 |
| Other | \$1,250 | \$0 | 0.00% | \$0 |
| TOTAL | \$2,000,000 | \$166,416 | 8.32% | \$121,834 |

NOTES

GMP API's issued 1/3/2024. GMP bids solicitation has been initiated; subcontractor bids are due 2/15/2024, with GMP 1st draft anticipated to CID by the end of 2/2024. Water Management permit meetings are currently in process. Building permits submission to commence after initial meetings with Water Management. Project team meetings are held on the 1st and 3rd Wednesdays of each month.



Monthly Infrastructure Sales Tax Project Report

Large Cap Projects

Data Date: 1/18/2024

Report Date: 1/31/2024

DESCRIPTION/TEAM

SCOPE

PHOTO

Project Title: Dubois Park Var Historic Building Repair and Renovation
Project Number: T111
BCC District: 01
Delivery Method: Annual Contract
Category: P08-Public Building Repair Replacement & Expans
Status: Construction
Designer: N/A
Contractor: Robling Architecture Construction
Project Manager: Javier Torres/Benjamin Carroll

The project consists of relocating the Pineapple Packing House structure, wood framing repairs, roof replacement and new windows, doors, electrical and HVAC, as well as renovation to the Dubois House.
 IST FY 2020 - \$250,000
 IST FY 2021 - \$250,000
 IST FY 2022 - \$250,000
 IST FY 2023 - \$250,000
 IST FY 2024 - \$400,585
 IST FY 2025 - \$599,415



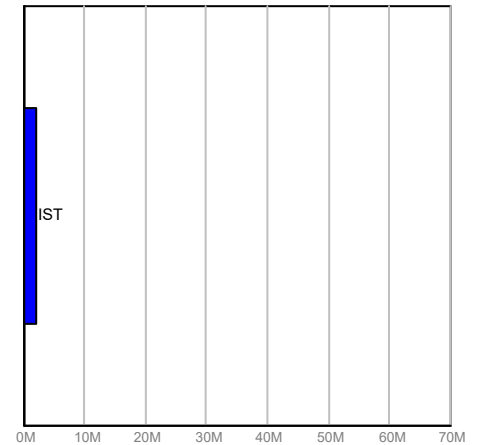
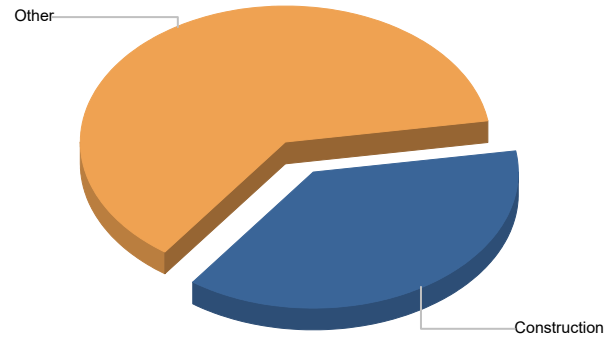
SCHEDULE SUMMARY

| | Original | Actual |
|--------------------|------------|-----------|
| Project Start | 4/12/2021 | 4/12/2021 |
| Project Completion | 12/13/2021 | |

PARTICIPATION

Consultant
 SBE N/A
 Local N/A
 WBE N/A
 MBE N/A
Contractor
 SBE 10.46%
 Local 100%
 WBE 0%
 MBE 0%

FUNDING



Current Budget

Fund Source

FINANCIAL SUMMARY

| | Project Budget | Committed | % Committed | Paid To Date |
|--------------|--------------------|------------------|---------------|------------------|
| | A | B | C=B/A | D |
| Construction | \$748,750 | \$297,632 | 39.75% | \$289,784 |
| Other | \$1,251,250 | (\$1,324) | -0.11% | \$6,524 |
| TOTAL | \$2,000,000 | \$296,308 | 14.82% | \$296,308 |

NOTES

Pineapple House (\$400,000): Robling's work is complete. Processing final payment. Pioneer House: Project is in the process of closing out, and a change order is in progress. Dubois House: Design proposal recieved from consultant, and under review by CID.



Monthly Infrastructure Sales Tax Project Report

Large Cap Projects

Data Date: 1/18/2024

Report Date: 1/31/2024

DESCRIPTION/TEAM

SCOPE

PHOTO

Project Title: Canyon's District Park New Park Development
Project Number: T122
BCC District: 05
Delivery Method: Construction Manager at Risk
Category: N02-New Park Development
Status: Construction
Designer: Architecture Green
Contractor: Kaufman Lynn
Project Manager: Stuart Patterson

The project consists of the construction of a 52 acre Park south of Boynton Beach Blvd, along the west side of Acme Dairy Rd. with the Canyon Lakes Communities bordering the south and west limits of the site. The park will be constructed in two phases. Phase I will need to be completed in order to transfer the multi-purpose activities that currently take place on two existing soccer fields located to the west of the park. Once transferred the old soccer fields site will become the site of the new Canyon District Library.



Impact Fees \$4,755,000
 FY 2021 IST \$12,000,000
 FY 2022 IST \$12,983,740

SCHEDULE SUMMARY

| | Original | Actual |
|---------------------------------|-----------|------------|
| GMP Approval-Phase I | 1/14/2021 | 5/4/2021 |
| Construction Start-Phase I | 1/27/2021 | 1/4/2021 |
| Construction Completion-Phase I | 1/27/2022 | 10/31/2022 |
| Project Completion-Phase II | 3/27/2022 | |
| Construction Start-Phase II | 3/4/2024 | |

PARTICIPATION

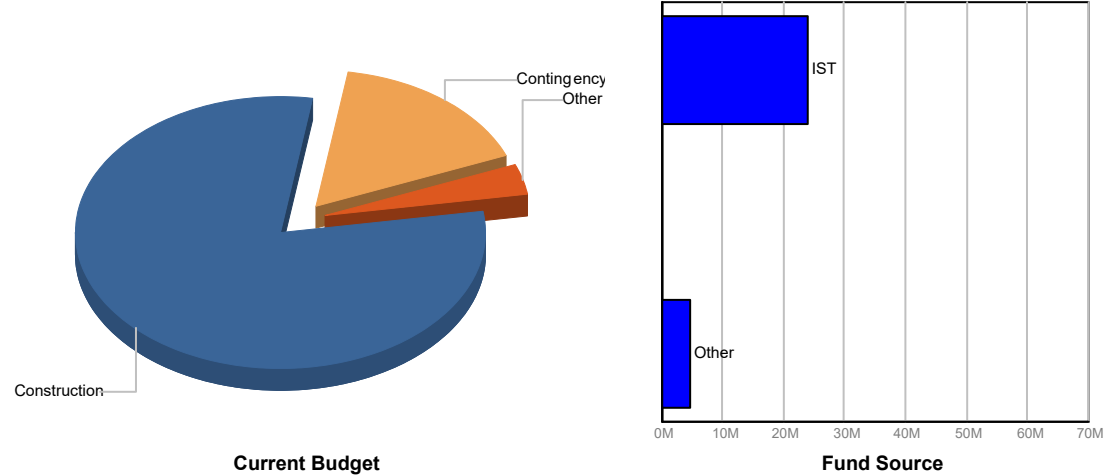
Consultant

- SBE 75.93%
- Local 100%
- WBE 21.41%
- MBE 0%

Contractor

- SBE 22.32%
- Local 100%
- WBE 22.32%
- MBE 22.32%

FUNDING



FINANCIAL SUMMARY

| | Project Budget | Committed | % Committed | Paid To Date |
|--------------|---------------------|---------------------|---------------|---------------------|
| | A | B | C=B/A | D |
| Design | \$0 | \$89,093 | 0.00% | \$165,680 |
| Construction | \$23,027,631 | \$10,117,161 | 43.93% | \$9,925,299 |
| Other | \$1,000,000 | \$1,144,939 | 114.49% | \$1,144,087 |
| Contingency | \$4,755,000 | \$0 | 0.00% | \$0 |
| TOTAL | \$28,782,631 | \$11,351,194 | 39.44% | \$11,235,066 |

NOTES

Phases 1 & 1A are currently in closeout. All Final Certificates of Completion received. Retention ponds littoral fieldwork complete. Restrictive Covenant approved by BCC. Phase 2 monthly design meetings are on hold. Permit documents submitted to PZB. CID awaits GMP 1st draft.




Monthly Infrastructure Sales Tax Project Report

Large Cap Projects

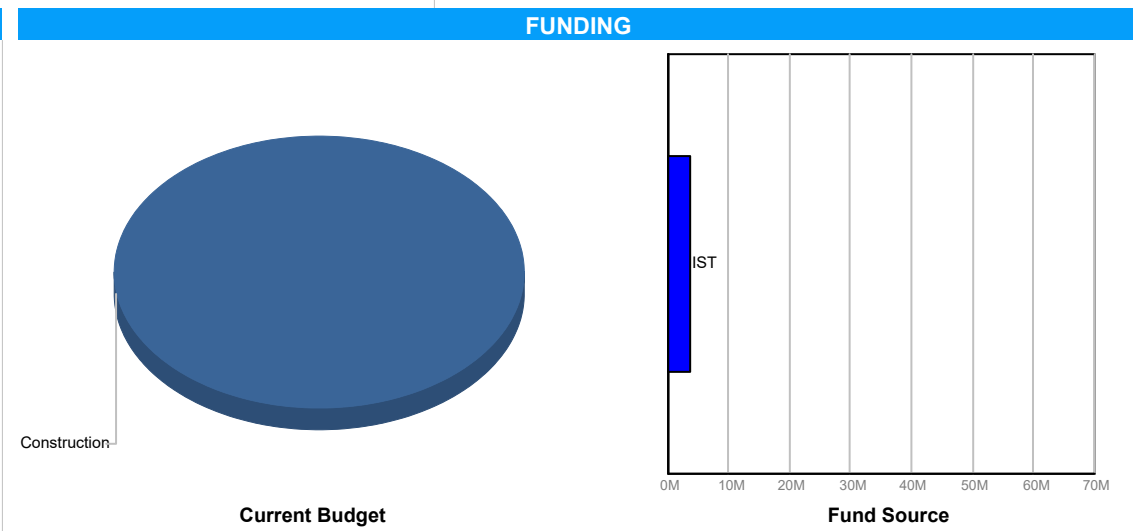
Data Date: 1/18/2024

Report Date: 1/31/2024

| DESCRIPTION/TEAM | SCOPE | PHOTO |
|---|--|---|
| <p>Project Title: Okeehetee Park South Expansion</p> <p>Project Number: T125 BCC District: 03 Delivery Method: Annual Contract Category: E02-Existing Park Redevelopment or Expansion Status: Construction Designer: N/A Contractor: RCP Shelters and Wynn & Sons Project Manager: Bob Hamilton</p> | <p>Inclusion of new park amenities and accrual of funds for the development of a camping island, picnic island and RV park.</p> <p>FY21: \$1,000,000 FY22: \$1,000,000 FY23: \$1,075,000</p> |  |

| SCHEDULE SUMMARY | | |
|------------------|-----------|----------|
| | Original | Actual |
| Start Date | 9/9/2021 | 9/9/2021 |
| Completion Date | 5/31/2022 | |

| PARTICIPATION | |
|-------------------|------|
| Consultant | |
| SBE | N/A |
| Local | N/A |
| WBE | N/A |
| MBE | N/A |
| Contractor | |
| SBE | 100% |
| Local | 100% |
| WBE | 0% |
| MBE | 0% |



| FINANCIAL SUMMARY | | | | |
|-------------------|--------------------|-----------------|--------------|-----------------|
| | Project Budget | Committed | % Committed | Paid To Date |
| | A | B | C=B/A | D |
| Construction | \$3,705,000 | \$56,818 | 1.53% | \$56,818 |
| TOTAL | \$3,705,000 | \$56,818 | 1.53% | \$56,818 |

NOTES

Prior fund were expended for the construction of informational Kiosks.
 No additional work orders have been processed to date.



Monthly Infrastructure Sales Tax Project Report

Large Cap Projects

Data Date: 1/18/2024

Report Date: 1/31/2024

DESCRIPTION/TEAM

SCOPE

PHOTO

Project Title: Acreage Community Park Recreation Center
Project Number: T156
BCC District: 06
Delivery Method: TBD
Category: E02-Existing Park Redevelopment or Expansion
Status: Design
Designer: Cotleur & Hearing
Contractor: TBD
Project Manager: ITID/Bob Hamilton

The project originally consisted of construction of a community/recreation center within Acreage Community Park. The project as now proposed consists of a synthetic turf multi-purpose field, state park, equestrian drop-off area and support infrastructure.



SCHEDULE SUMMARY

| | Original | Actual |
|---------------|-----------|----------|
| Project Start | 10/1/2021 | 4/1/2022 |

PARTICIPATION

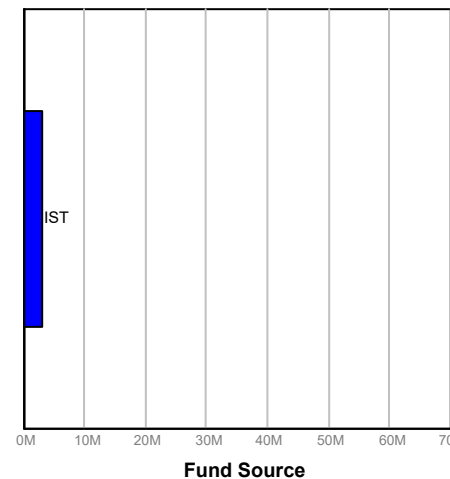
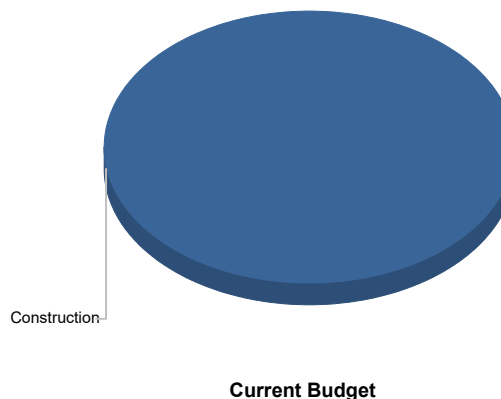
Consultant

SBE N/A
 Local N/A
 WBE N/A
 MBE N/A

Contractor

SBE N/A
 Local N/A
 WBE N/A
 MBE N/A

FUNDING



FINANCIAL SUMMARY

| | Project Budget | Committed | % Committed | Paid To Date |
|--------------|--------------------|------------|--------------|--------------|
| | A | B | C=B/A | D |
| Construction | \$3,000,000 | \$0 | 0.00% | \$0 |
| TOTAL | \$3,000,000 | \$0 | 0.00% | \$0 |

NOTES

Per the latest ITID update the project remains in the design phase.




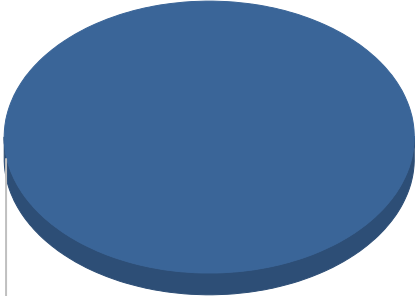

Monthly Infrastructure Sales Tax Project Report

Large Cap Projects

Data Date: 1/18/2024

Report Date: 1/31/2024

| DESCRIPTION/TEAM | SCOPE | PHOTO |
|---|--|---|
| <p>Project Title: JPP Parks Division Office Building Addition</p> <p>Project Number: T174</p> <p>BCC District: 03</p> <p>Delivery Method: Annual Contract</p> <p>Category: P08-Public Building Repair Replacement & Expans</p> <p>Status: Design</p> <p>Designer: Colome' & Associates, Inc.</p> <p>Contractor: TBD</p> <p>Project Manager: Eric Chimienti</p> | <p>Permanent office space is needed to replace two (2) modular office trailers that have exceeded their useful life and are rotting . The addition would be to the current Parks Operations Administration building (trailers more than 20 years old - rotting).</p> <p>FY2023 \$750,000.00</p> <p>FY2025 \$2,075,000.00</p> |  |

| SCHEDULE SUMMARY | PARTICIPATION | FUNDING | | | | | | |
|--|---------------|----------|--------|-----|--|--|---|---|
| <table border="1"> <thead> <tr> <th></th> <th style="text-align: center;">Original</th> <th style="text-align: center;">Actual</th> </tr> </thead> <tbody> <tr> <td>TBD</td> <td></td> <td></td> </tr> </tbody> </table> | | Original | Actual | TBD | | | <p>Consultant</p> <p>SBE TBD</p> <p>Local TBD</p> <p>WBE TBD</p> <p>MBE TBD</p> <p>Contractor</p> <p>SBE TBD</p> <p>Local TBD</p> <p>WBE TBD</p> <p>MBE TBD</p> | <div style="text-align: center;">  <p>Construction</p> <p>Current Budget</p> </div> <div style="text-align: center;">  <p>IST</p> <p>Fund Source</p> </div> |
| | Original | Actual | | | | | | |
| TBD | | | | | | | | |

| FINANCIAL SUMMARY | | | | |
|-------------------|--------------------|----------------|--------------|----------------|
| | Project Budget | Committed | % Committed | Paid To Date |
| | A | B | C=B/A | D |
| Construction | \$2,825,000 | \$1,492 | 0.05% | \$1,492 |
| TOTAL | \$2,825,000 | \$1,492 | 0.05% | \$1,492 |

NOTES

Awaiting response from Park's to proceed due to a potential land swap with Airports Department.



Monthly Infrastructure Sales Tax Project Report

Large Cap Projects

Data Date: 1/18/2024

Report Date: 1/31/2024

DESCRIPTION/TEAM

SCOPE

PHOTO

Project Title: Glades Pioneer Park Athletic Field Renovation
Project Number: T175
BCC District: 06
Delivery Method: TBD
Category: A06-Athletic Field Renovations
Status: Design
Designer: Florida Transportation Engineering
Contractor: LTG Sports Turf One
Project Manager: Stuart Patterson

Athletic facility improvement to Glades Pioneer Park will allow for year-round use of football/soccer fields. High quality artificial surfacing will provide an excellent facility for youth and allow for minimal downtime for positive youth activities.
Funded:
 FY 2021 \$210,000
 FY 2023 \$1,009,000



SCHEDULE SUMMARY

| | Original | Actual |
|---------------------------------------|------------|------------|
| Begin Existing Site Surveys | 1/29/2020 | 1/29/2020 |
| Complete Existing Site Surveys | 6/30/2020 | 5/18/2020 |
| Finalization of Existing Site Surveys | 8/30/2020 | 9/18/2020 |
| Design RFP Final Selection | 10/29/2020 | 10/29/2020 |
| Consultant Contract Issuance | 12/14/2020 | |
| Design Completion | 12/31/2021 | |
| Turf Supplier RFP Proposal Due | 4/30/2022 | |

PARTICIPATION

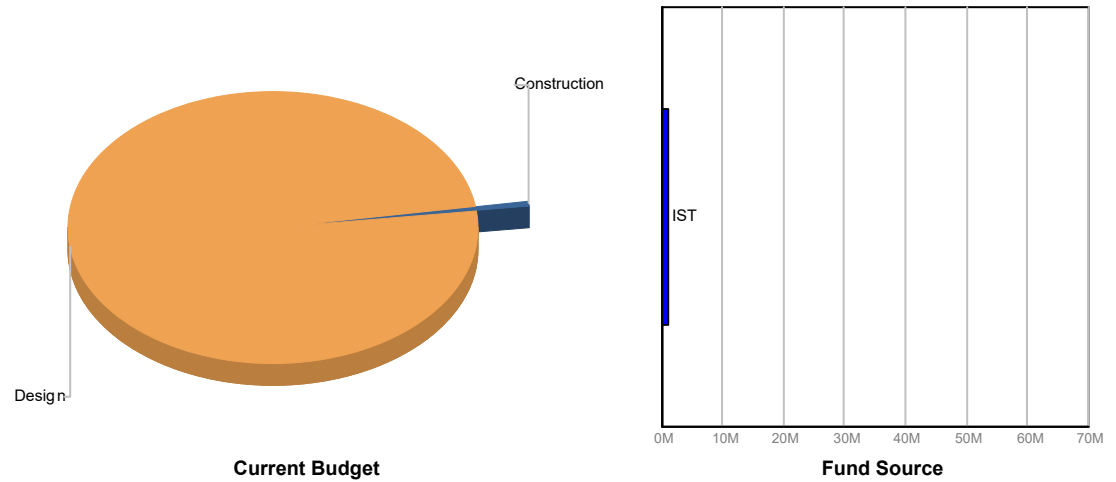
Consultant

- SBE 25%
- Local 25%
- WBE 0%
- MBE 6.13%

Contractor

- SBE N/A
- Local N/A
- WBE N/A
- MBE N/A

FUNDING



FINANCIAL SUMMARY

| | Project Budget | Committed | % Committed | Paid To Date |
|--------------|--------------------|------------------|---------------|------------------|
| | A | B | C=B/A | D |
| Design | \$1,213,709 | \$173,686 | 14.31% | \$139,793 |
| Construction | \$5,291 | \$0 | 0.00% | \$0 |
| TOTAL | \$1,219,000 | \$173,686 | 14.25% | \$139,793 |

NOTES

GMP API's issued 1/3/2024. GMP bids solicitation has been initiated; subcontractor bids are due 2/15/2024, with GMP 1st draft anticipated to CID by the end of 2/2024. Water Management permit meetings are currently in process. Building permits submission to commence after initial meetings with Water Management. Project team meetings are held on the 1st and 3rd Wednesdays of each month.



Monthly Infrastructure Sales Tax Project Report

Large Cap Projects

Data Date: 1/18/2024

Report Date: 1/31/2024

DESCRIPTION/TEAM

SCOPE

PHOTO

Project Title: North County Pool Facility Repairs and Renovation
Project Number: T176
BCC District: 01
Delivery Method: Annual Contract
Category: A02-Aquatic Facility Repair and Replacement
Status: Design
Designer: Architecture Green
Contractor: TBD
Project Manager: Amr Salam

Public aquatic facility overdue for large scale capital repair and renovation - renovations would include restroom/locker-room renovation, resurfacing and coping repairs, baby pool replacement with water feature and shade structures. We receive many public complaints about the structural design of and capital condition of the restrooms.

 FY2023 \$2,062,000.00



SCHEDULE SUMMARY

PARTICIPATION

FUNDING

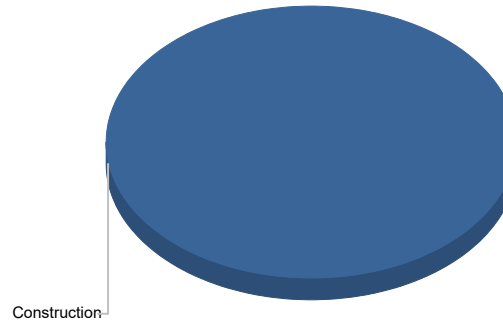
| | Original | Actual |
|------------------------|-----------|----------|
| Pre-scope walk through | 5/23/2023 | 6/2/2023 |
| Project Start | 5/18/2023 | |

Consultant

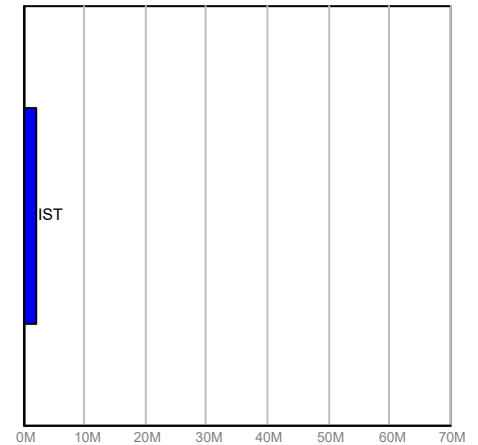
- SBE TBD
- Local TBD
- WBE TBD
- MBE TBD

Contractor

- SBE TBD
- Local TBD
- WBE TBD
- MBE TBD



Current Budget



Fund Source

FINANCIAL SUMMARY

NOTES

| | Project Budget | Committed | % Committed | Paid To Date |
|--------------|--------------------|-----------------|--------------|-----------------|
| | A | B | C=B/A | D |
| Construction | \$2,062,000 | \$30,454 | 1.48% | \$12,586 |
| TOTAL | \$2,062,000 | \$30,454 | 1.48% | \$12,586 |

Project has (2) phases - Phase 1: Pool Renovations & New Splash Pad; Phase 2: Restrooms & Locker Rooms Renovations. Phase 1 design scheduled for BCC approval 2/6/2024. Phase 2 design contract scheduled for BCC approval 3/5/2024.



Monthly Infrastructure Sales Tax Project Report

Large Cap Projects

Data Date: 1/18/2024

Report Date: 1/31/2024

DESCRIPTION/TEAM

SCOPE

PHOTO

Project Title: Coconut Cove Waterpark Facility Repairs and Renovation
Project Number: T177
BCC District: 05
Delivery Method: Annual Contract
Category: A02-Aquatic Facility Repair and Replacement
Status: Design
Designer: Song & Associates
Contractor: TBD
Project Manager: Eric Chimienti

Repairs and renovations include replacement of play structure in zero depth playground, restroom refurbishment, replace old leaking concession tiki hut with a concession building, classroom and birthday party room renovation, replace old chairs/deck lounge chairs. Upgrades are necessary to maintain business operations and no loss in revenue.
 FY2023\$1,449,000.00



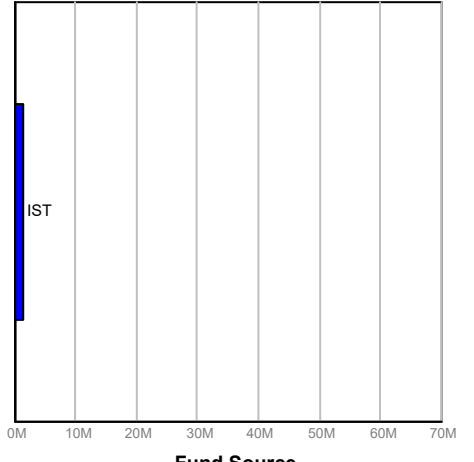
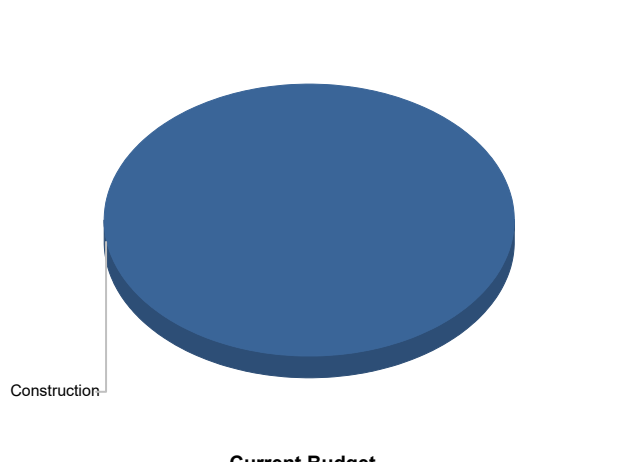
SCHEDULE SUMMARY

PARTICIPATION

FUNDING

| | Original | Actual |
|-----|----------|--------|
| TBD | | |

- Consultant**
- SBE TBD
 - Local TBD
 - WBE TBD
 - MBE TBD
- Contractor**
- SBE TBD
 - Local TBD
 - WBE TBD
 - MBE TBD



FINANCIAL SUMMARY

NOTES

| | Project Budget | Committed | % Committed | Paid To Date |
|--------------|--------------------|----------------|--------------|----------------|
| | A | B | C=B/A | D |
| Construction | \$1,449,000 | \$2,882 | 0.20% | \$2,882 |
| TOTAL | \$1,449,000 | \$2,882 | 0.20% | \$2,882 |

Met with Song & Associates and Parks. Parks decided to remove the project's bathroom renovations and roof portion due to budget constraints. Kimely-Horn will look at replacing the play structure, resurfacing the pool, and working on an agreeable date with Kimley-Horn to meet for a pre-scope.