



# Monthly Infrastructure Sales Tax Project Report

## Large Cap Projects

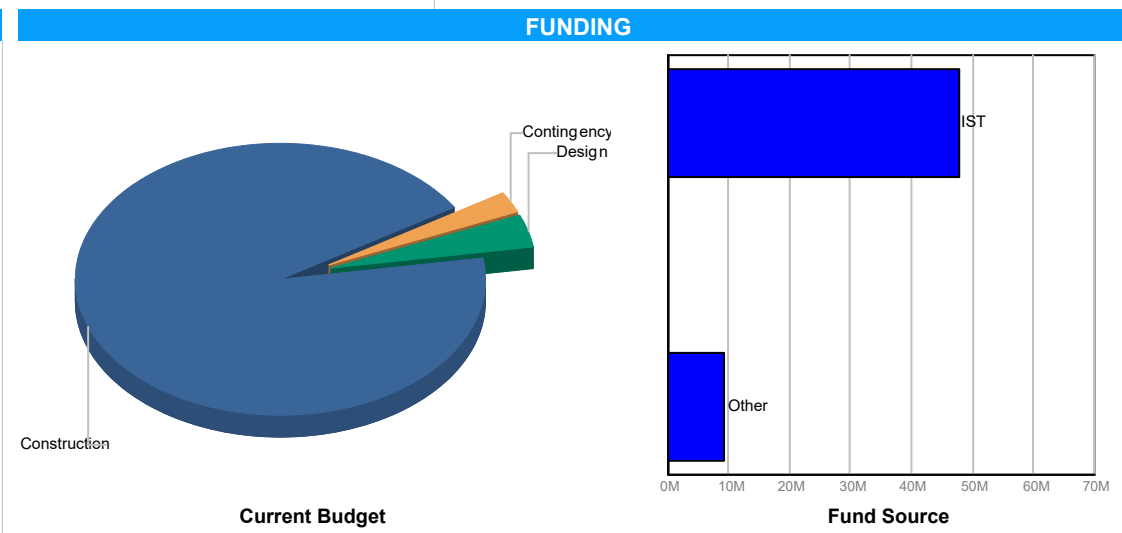
Data Date: 04/20/2023

Report Date: 04/30/2023

DESCRIPTION/TEAM	SCOPE	PHOTO
<p><b>Project Title: Headquarters R&amp;R</b></p> <p>Project Number: 11206            BCC District: 03            Delivery Method: Construction Management            Category: S06-Sheriff - FDO            Status: Construction            Designer: Leo Daly            Contractor: Kast Construction            Project Manager: Terri Wolfe</p>	<p>The project consists of the exterior hardening of the entire building consisting of new exterior walls, impact resistant doors and windows, roof replacement and structural tie-ins as well as the R&amp;R of all major building systems and interior renovation of approx. 75% of the building. As part of the project, the Board has also approved the temp. relocation of employees occupying approx. 70% of the space to ensure continuity of operations during the construction, reduce the overall duration of the project and therefore total project cost. This project is funded in:</p> <p>FY 2017 IST \$1,600,000, FY 2019 IST \$11,047,000            FY 2020 IST \$10,835,000            FY 2021 IST \$17,620,000            FY 2022 IST \$6,577,994</p>	

SCHEDULE SUMMARY		
	Original	Actual
Project Start	3/14/2016	3/14/2016
Design Start	5/9/2017	5/9/2017
Construction Start	1/31/2019	3/22/2021
Substantial Completion	8/23/2022	
Project Completion	3/24/2023	

PARTICIPATION	
<b>Consultant</b>	
SBE	24.71%
Local	100%
WBE	N/A
MBE	N/A
<b>Contractor</b>	
SBE	12.75%
Local	100%
WBE	N/A
MBE	N/A



FINANCIAL SUMMARY				
	Project Budget	Committed	% Committed	Paid To Date
	A	B	C=B/A	D
Design	\$2,274,200	\$3,036,458	133.52%	\$2,824,200
Construction	\$53,355,994	\$44,154,114	82.75%	\$37,339,421
Furniture, Fixtures & Equipment	\$0	\$199,340	0.00%	\$199,174
Other	\$0	\$116,675	0.00%	\$116,675
Contingency	\$1,418,800	\$0	0.00%	\$0
<b>TOTAL</b>	<b>\$57,048,994</b>	<b>\$47,506,588</b>	<b>83.27%</b>	<b>\$40,479,470</b>

**NOTES**

All 3 levels continue to progress. The current floor sections being punched out are the 2nd Floor, Section 4, and 3rd Floor (final walk). The punch-out process is approx. 70% complete. The 1st and 3rd Floor other than reception is 100% punched out. A stocking permit should be in place, and site ready for owner furniture in late- May 2023. Exterior work punch-out has begun. The new exterior camera wiring, parking lot sealing, final roof inspection, and civil/ landscape final inspection is still pending but will begin shortly. Interior work includes final finishes and MEP trim on all levels, 3 of the 5 new Elevators are complete, other than some final building electrical connections. Expected completion is late May 2023. Owner acceptance and turnover are expected in late July 2023.



# Monthly Infrastructure Sales Tax Project Report

## Large Cap Projects

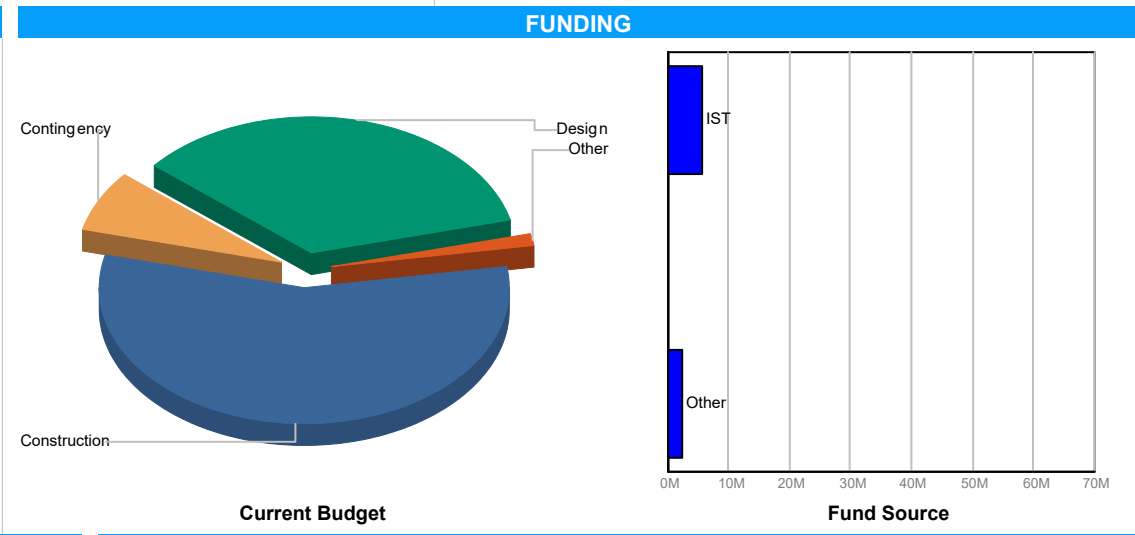
Data Date: 04/20/2023

Report Date: 04/30/2023

DESCRIPTION/TEAM	SCOPE	PHOTO
<p><b>Project Title: Ocean Inlet Park and Marina Renovation</b></p> <p>Project Number: 13367            BCC District: 04            Delivery Method: Hard Bid            Category: P08-Public Building Repair Replacement &amp; Expans            Status: Construction            Designer: Alan Gerwig &amp; Associates, Inc.            Contractor: Poseidon            Project Manager: Rich Avery</p>	<p>The project consists of the replacement of marina components as well as new components including bulkhead wall, floating docks, floating finger docks, fixed dock, boat lifts, floating wave attenuator, landscaping, and replacement of the current Marina/Restroom and concession buildings. The project will be constructed in two phases. Phase one will consist of marina bulkhead, dock reconstruction and wave attenuator construction. The remaining scope to be completed during phase 2.</p> <p>Total available funding for this project consists of \$2,500,000 FY18 IST funds, \$2,500,000 FY20 Find Grant funds, and \$3,200,000 FY23 IST funds.</p>	

SCHEDULE SUMMARY		
	Original	Actual
Phase I Start	2/5/2018	2/4/2018
Design Start	10/22/2018	10/22/2018
Construction Start	12/3/2019	11/1/2021
Substantial Completion	11/1/2022	

PARTICIPATION	
<b>Consultant</b>	
SBE	82.50%
Local	100%
WBE	N/A
MBE	N/A
<b>Contractor</b>	
SBE	92.67
Local	92.67
WBE	TBD
MBE	TBD



FINANCIAL SUMMARY				
	Project Budget	Committed	% Committed	Paid To Date
	A	B	C=B/A	D
Design	\$2,877,200	\$330,314	11.48%	\$308,448
Construction	\$4,614,300	\$1,425,342	30.89%	\$1,047,669
Other	\$108,500	\$94,843	87.41%	\$94,843
Contingency	\$600,000	\$0	0.00%	\$0
<b>TOTAL</b>	<b>\$8,200,000</b>	<b>\$1,850,499</b>	<b>22.57%</b>	<b>\$1,450,961</b>

**NOTES**

North sea wall: Fixed dock installation continues. South sea wall: Obstruction issues with the remaining sheet panels have been resolved, sheet panel is in fabrication. Construction of wall cap forms has commenced and continues. As previously reported, a solution to the wall tie-in issue at the southern end has been determined but has yet to be implemented.



# Monthly Infrastructure Sales Tax Project Report

## Large Cap Projects

Data Date: 04/20/2023

Report Date: 04/30/2023

### DESCRIPTION/TEAM

### SCOPE

### PHOTO

**Project Title:** Evidence Building

Project Number: 14218  
 BCC District: 03  
 Delivery Method: Construction Management  
 Category: S06-Sheriff - FDO  
 Status: Construction  
 Designer: Leo Daly  
 Contractor: Pirtle Construction  
 Project Manager: Jeffrey Halverson

The project consists of a new 2-story Evidence Storage/Crime Scene/Crime Lab Facility (Approximately 87,000 GSF) and a 12,000 GSF metal building for impound vehicle storage. The main facility will house property seized by the Sheriff's Office, Administrative Offices, Evidence Processing via the crime scene investigation unit and the crime lab. Monitored cameras, motion detectors, and restricted access with electronic logging will be provided. The facility will accommodate secure vehicle garage bays that can store large vehicles (i.e. 56' long trailers) holding evidence for investigation or transport. Site Development (16 Acres) to include user parking (public, booking officers & staff), a fenced/gated impound lot (350 surface spaces) and a limited area of covered parking.



Palm Beach County Sheriff's Office Forensic Facility



### SCHEDULE SUMMARY

	Original	Actual
Project Start	3/30/2016	12/21/2016
Design Start	6/28/2017	6/28/2017
Construction Start	7/5/2018	4/29/2019
Substantial Completion	11/5/2019	10/30/2020
Project Completion	11/26/2019	

### PARTICIPATION

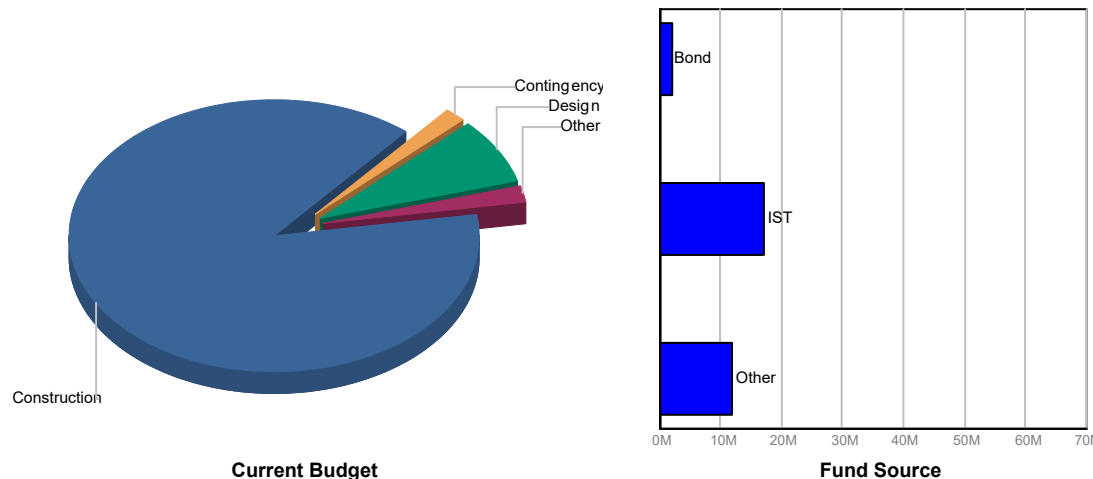
#### Consultant

SBE 33.21%  
 Local 78.96%  
 WBE N/A  
 MBE N/A

#### Contractor

SBE 21.60%  
 Local 55%  
 WBE N/A  
 MBE N/A

### FUNDING



### FINANCIAL SUMMARY

	Project Budget	Committed	% Committed	Paid To Date
	A	B	C=B/A	D
Design	\$2,461,526	\$2,370,540	96.30%	\$2,039,277
Construction	\$27,729,163	\$28,362,687	102.28%	\$20,058,259
Furniture, Fixtures & Equipment	\$0	\$0	0.00%	\$0
Other	\$602,158	\$199,506	33.13%	\$199,506
Contingency	\$492,268	\$3,672	0.75%	\$3,672
<b>TOTAL</b>	<b>\$31,285,116</b>	<b>\$30,936,405</b>	<b>98.89%</b>	<b>\$22,300,714</b>

### NOTES

The dehumidification system is operating and being monitored. Electrical work remains to be completed and tested. Work associated with the Preserve Area Management Plan remains ongoing. Awaiting response from CM on Field Bulletin 80 that was issued on 12/22 with the price for processing the Garage HVAC upgrade, Hazards Storage room conversion, and other small items.



# Monthly Infrastructure Sales Tax Project Report

## Large Cap Projects

Data Date: 04/20/2023

Report Date: 04/30/2023

### DESCRIPTION/TEAM

### SCOPE

### PHOTO

**Project Title:** CR 880 Canal Bank Stabilization

Project Number: 1448  
 BCC District: 06  
 Delivery Method: Bid Contract Award  
 Category: C02-CR 880 Canal Bank Stabilization  
 Status: Construction  
 Designer: Wantman Group  
 Contractor: Dickerson Florida, Inc.  
 Project Manager: Holly Knight

This project will repair, restore, and stabilize the embankment along a portion of County Road 880. The South Florida Water Management District's L-13 Canal parallels and is very close to County Road 880. The embankment area for County Road 880 to the canal is minimal. The undermining of the County Road 880 embankment continues due to storm events and increased South Florida Water Management District pumping and has progressively deteriorated. Repair of the embankment is necessary to prevent the eventual collapse of County Road 880 and to ensure the integrity of County Road 880 and provide a safe roadway for the public.  
 IST Funds: FY17 \$1,000,000 FY18 \$2,000,000 FY24 \$2,000,000.



### SCHEDULE SUMMARY

	Original	Actual
Construction Notice to Proceed	6/5/2017	6/5/2017
Phase III Construction Complete	11/2/2017	10/20/2017
Phase IV-Construction Notice to Proceed	6/1/2018	7/9/2018
Phase IV-Construction Complete	12/1/2018	3/27/2019
Phase V-Construction Notice to Proceed	6/1/2019	7/1/2019
Phase V-Construction Complete	12/1/2019	11/20/2019

### PARTICIPATION

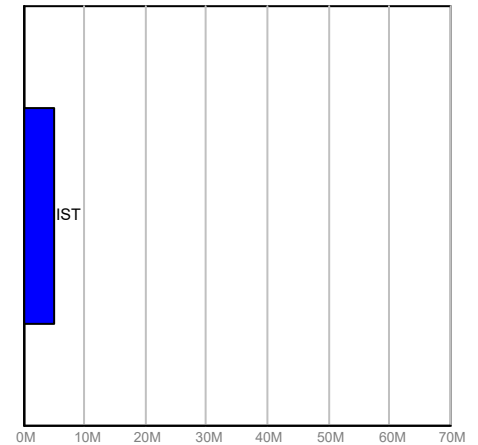
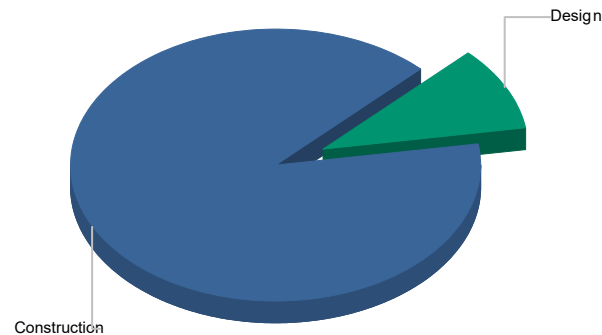
#### Consultant

SBE 15%  
 Local 100%  
 WBE 0%  
 MBE 0%

#### Contractor

SBE 23.4%  
 Local 23.4%  
 WBE 0%  
 MBE 0%

### FUNDING



### FINANCIAL SUMMARY

	Project Budget	Committed	% Committed	Paid To Date
	A	B	C=B/A	D
Design	\$500,000	\$75,698	15.14%	\$75,698
Construction	\$4,500,000	\$2,537,336	56.39%	\$2,311,606
Contingency	\$0	\$0	0.00%	\$0
<b>TOTAL</b>	<b>\$5,000,000</b>	<b>\$2,613,034</b>	<b>52.26%</b>	<b>\$2,387,304</b>

### NOTES

Phases I and II (constructing adjacent locations) were completed in FY 2015 and FY 2016 using non-IST funding. Phase III construction is funded at \$1,000,000 in FY 2017. Construction for Phases IV & V are funded at \$2,000,000 in FY 2018. Construction is complete for Phases III, IV and V. Project will recommence upon arrival of FY 2024 funding.



# Monthly Infrastructure Sales Tax Project Report

## Large Cap Projects

Data Date: 04/20/2023

Report Date: 04/30/2023

### DESCRIPTION/TEAM

### SCOPE

### PHOTO

**Project Title:** 6th Ave. So. over Lake Osborne (LWDD E-4 Canal)(S Br/ East bound) (934307)

Project Number: 1464

BCC District: 03

Delivery Method: Design CCNA

Category: B08-Bridge Replacements

Status: Construction

Designer: Stantec

Contractor: Ranger

Project Manager: Will Carey

This project will replace an existing bridge that was built over 50 years ago. The new bridge will improve traffic safety (lane widths, bike lanes and barrier walls), improve roadway drainage, and enhance pedestrian sidewalk safety. The new bridge will also provide greater vertical clearance.



### SCHEDULE SUMMARY

	Original	Actual
Design Contract Notice to Proceed	7/17/2018	7/17/2018
Design Completion	12/1/2020	2/14/2021
Construction Bid Date	3/1/2021	5/4/2021
Construction Start	12/1/2021	2/14/2022
Construction Complete	9/1/2023	

### PARTICIPATION

#### Consultant

SBE 25%

Local 100%

WBE 0%

MBE 0%

#### Contractor

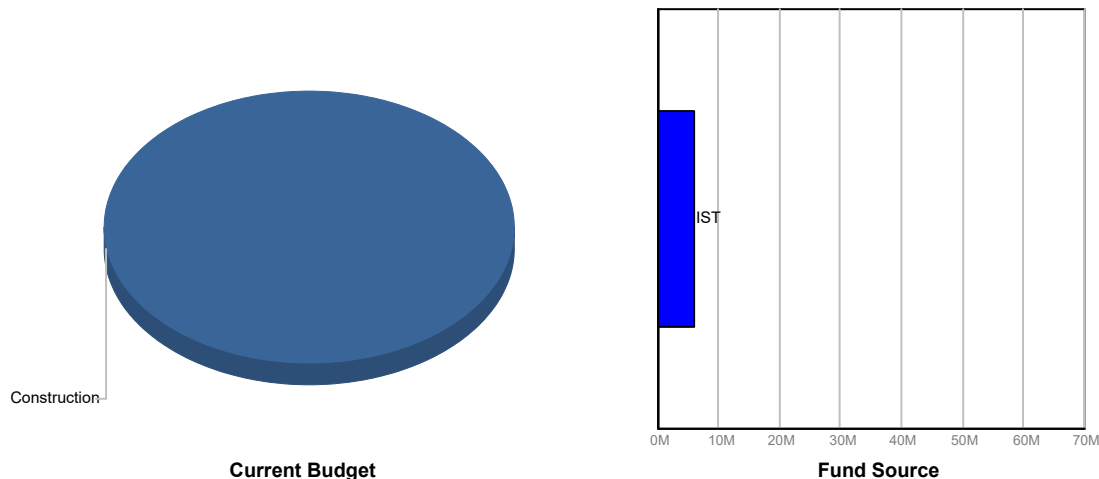
SBE 11%

Local 100%

WBE 0%

MBE 0%

### FUNDING



### FINANCIAL SUMMARY

	Project Budget	Committed	% Committed	Paid To Date
	A	B	C=B/A	D
Construction	\$6,000,000	\$5,598,585	93.31%	\$1,776,432
<b>TOTAL</b>	<b>\$6,000,000</b>	<b>\$5,598,585</b>	<b>93.31%</b>	<b>\$1,776,432</b>

### NOTES

This project is funded with 5-Year Road Program (RP) funding and IST funding. Design (using RP funds) is complete. The project was bid on 5/4/21 - with apparent low bid of \$ 11.1m The IST partially funds the construction of the project at \$6m in FY 2020. Construction is ongoing (30% complete).



# Monthly Infrastructure Sales Tax Project Report

## Large Cap Projects

Data Date: 04/20/2023

Report Date: 04/30/2023

### DESCRIPTION/TEAM

### SCOPE

### PHOTO

**Project Title:** CR 880 (Old SR 80) Over C-51 Canal (930940)  
**Project Number:** 1480  
**BCC District:** 06  
**Delivery Method:** Design CCNA  
**Category:** B08-Bridge Replacements  
**Status:** Design  
**Designer:** Alan Gerwig & Assoc.  
**Contractor:** TBD (Bid)  
**Project Manager:** Maroun Azzi

This project will replace an existing bridge that was built over 80 years ago. The new bridge will improve traffic safety (lane widths and vehicle barrier walls). The current bridge is weight restricted.



### SCHEDULE SUMMARY

	Original	Actual
Design Contract Notice to Proceed	11/9/2018	11/9/2018
Design Completion	12/1/2023	
Construction Bid Date	4/1/2024	
Construction Start	9/1/2024	
Construction Complete	6/1/2026	

### PARTICIPATION

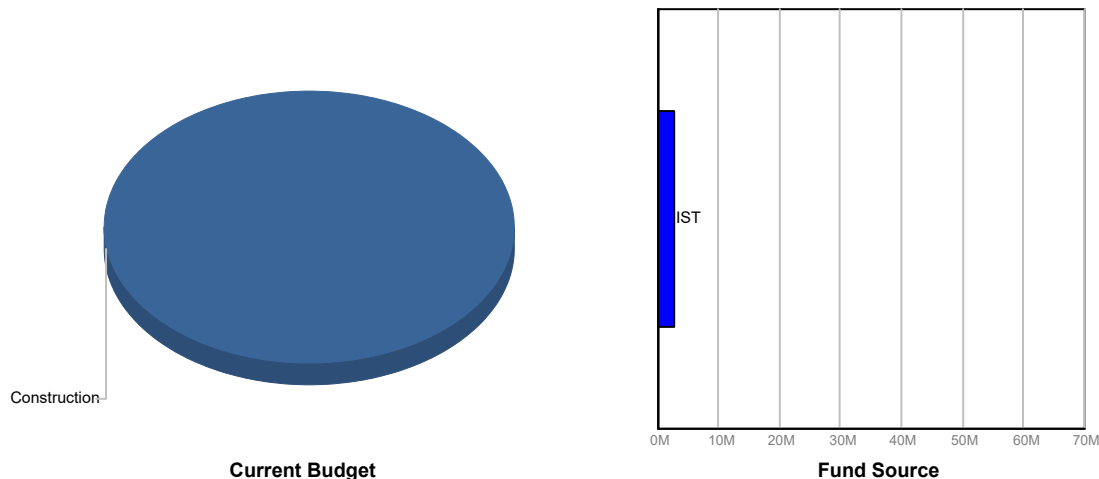
**Consultant**

- SBE 94.3%
- Local 100%
- WBE 0%
- MBE 0%

**Contractor**

- SBE TBD
- Local TBD
- WBE TBD
- MBE TBD

### FUNDING



### FINANCIAL SUMMARY

	Project Budget	Committed	% Committed	Paid To Date
	A	B	C=B/A	D
Construction	\$2,700,000	\$13,710	0.51%	\$13,710
<b>TOTAL</b>	<b>\$2,700,000</b>	<b>\$13,710</b>	<b>0.51%</b>	<b>\$13,710</b>

### NOTES

This project is funded with 5-Year Road Program (RP) funding and IST funding. Design (using 5-Year RP funds) is ongoing (80% complete). The construction of the project is currently estimated at \$5.8m. The IST partially funds the construction of the project at \$2.7m in FY 2019. The project is currently scheduled to begin construction in FY24. The scheduled dates have been revised to depict design and permitting delays.



# Monthly Infrastructure Sales Tax Project Report

## Large Cap Projects

Data Date: 04/20/2023

Report Date: 04/30/2023

### DESCRIPTION/TEAM

### SCOPE

### PHOTO

**Project Title: Main Detention Center Electronics**

Project Number: 15218  
 BCC District: 03  
 Delivery Method: Construction Management  
 Category: S06-Sheriff - FDO  
 Status: Construction  
 Designer: Leo A. Daly  
 Contractor: Hedrick Brothers Construction  
 Project Manager: Jeffrey Halverson

Phase II - Electronics for the South, East, and West Towers at the Main Detention Center, which have continually operated since the early 1980's. These systems include door controls, intercom, nurse's call system, CCTV, upgrade of EST3 software for fire alarm and new infrastructure for the future expansion of the CCTV system.  
 Main Detention Center Electronics (B594) IST Funding  
 FY 2017 IST \$5,600,000  
 FY 2018 IST \$4,700,000  
 The total Electronics budget is \$11,235,851 of which \$1,021,161 is funded through Ad Valorem.



### SCHEDULE SUMMARY

	Original	Actual
Project Start	7/9/2015	6/9/2015
Design Start	6/21/2016	6/21/2016
Construction Start	3/19/2018	5/17/2018
Substantial Completion	3/15/2022	8/10/2020
Project Completion	6/30/2022	

### PARTICIPATION

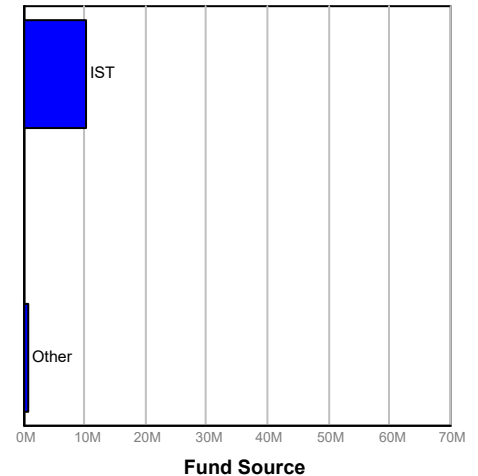
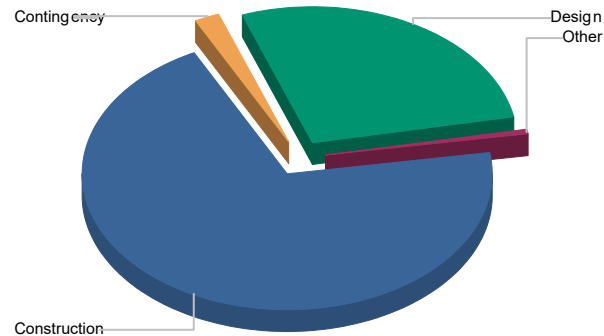
**Consultant**

- SBE 22.60%
- Local 67%
- WBE N/A
- MBE N/A

**Contractor**

- SBE 76.79%
- Local 80%
- WBE N/A
- MBE N/A

### FUNDING



### FINANCIAL SUMMARY

	Project Budget	Committed	% Committed	Paid To Date
	A	B	C=B/A	D
Design	\$3,096,507	\$3,053,730	98.62%	\$2,933,781
Construction	\$7,868,421	\$7,204,857	91.57%	\$7,164,096
Furniture, Fixtures & Equipment	\$0	\$0	0.00%	\$0
Other	\$55,740	\$62,260	111.70%	\$62,260
Contingency	\$215,183	\$0	0.00%	\$0
<b>TOTAL</b>	<b>\$11,235,851</b>	<b>\$10,320,847</b>	<b>91.86%</b>	<b>\$10,160,137</b>

### NOTES

Phase II reconciliation for the closeout meeting with CM is ongoing.



# Monthly Infrastructure Sales Tax Project Report

## Large Cap Projects

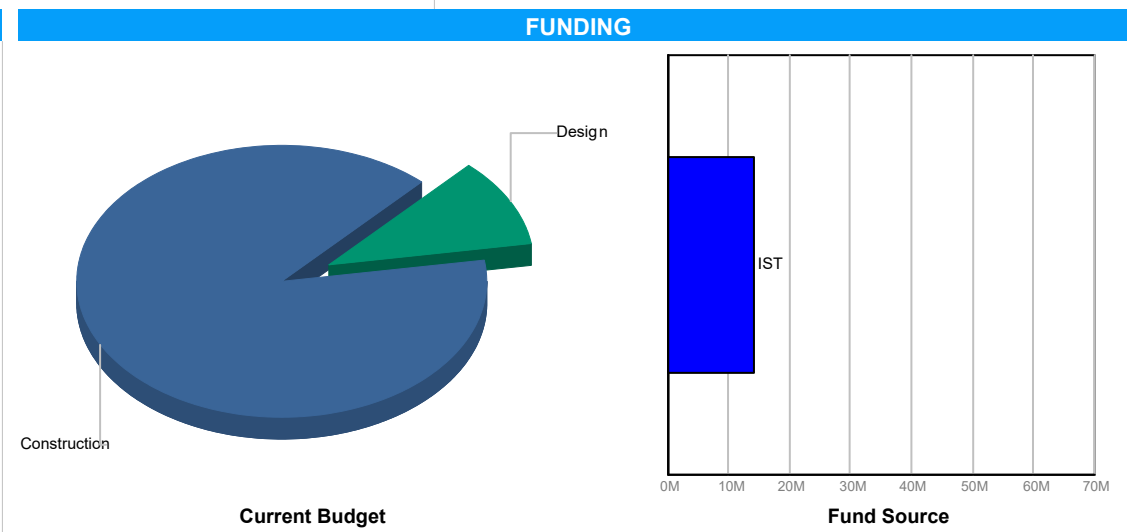
Data Date: 04/20/2023

Report Date: 04/30/2023

DESCRIPTION/TEAM	SCOPE	PHOTO
<p><b>Project Title:</b> Palm Beach Lakes Blvd over FEC R/R</p> <p>Project Number: 1532            BCC District: 07            Delivery Method: Design CCNA            Category: B04-Bridge Modifications            Status: Design            Designer: HNTB            Contractor: TBD            Project Manager: Maroun Azzi</p>	<p>This project will rehabilitate an existing bridge that was built over 50 years ago. The project will improve traffic safety (lane widths, pedestrian barrier, railings) and may involve other improvements such as shoulders, bike lanes, and sidewalks.</p> <p>FY 2017 IST \$1,500,000            FY 2021 IST \$4,500,000            FY 2025 IST \$8,300,000</p>	

SCHEDULE SUMMARY		
	Original	Actual
Project Start	9/30/2017	9/30/2017
Consultant Procurement Finish	9/3/2019	12/1/2019
Study Start	4/7/2020	4/7/2020
Design Complete	4/1/2026	
Permit Application	6/1/2024	
Permit Issued	12/25/2025	
Construction Start	1/1/2027	
Construction Complete	1/1/2029	
Study Complete	5/1/2022	4/1/2022
Design Start	4/1/2023	

PARTICIPATION	
<b>Consultant</b>	
SBE	36.5%
Local	96%
WBE	TBD
MBE	TBD
<b>Contractor</b>	
SBE	TBD
Local	TBD
WBE	TBD
MBE	TBD



FINANCIAL SUMMARY				
	Project Budget	Committed	% Committed	Paid To Date
	A	B	C=B/A	D
Design	\$1,500,000	\$1,500,852	100.06%	\$314,544
Construction	\$12,800,000	\$689	0.01%	\$689
Other	\$0	\$15,327	0.00%	\$15,327
Contingency	\$0	\$0	0.00%	\$0
<b>TOTAL</b>	<b>\$14,300,000</b>	<b>\$1,516,868</b>	<b>10.61%</b>	<b>\$330,560</b>

**NOTES**

Initial coordination has been completed with stakeholders including the City of West Palm Beach and the Community Redevelopment Agency to determine scope and design parameters for the rehabilitation of the bridge superstructure. Design is ongoing (0% complete). The scheduled dates have been revised to depict coordination, planning, and scope delays.





# Monthly Infrastructure Sales Tax Project Report

## Large Cap Projects

Data Date: 04/20/2023

Report Date: 04/30/2023

### DESCRIPTION/TEAM

### SCOPE

### PHOTO

**Project Title:** Sections of Jog Road  
**Project Number:** 1537  
**BCC District:** Multiple  
**Delivery Method:** Annual Striping Contract  
**Category:** S16-Striping  
**Status:** Construction  
**Designer:** N/A  
**Contractor:** Oglesby  
**Project Manager:** Larry Kelly

This project consists of restriping sections of Jog Road.  
 FY 2017 \$350,000  
 FY 2021 \$150,000  
 FY 2022 \$100,000  
 FY 2023 \$100,000  
 FY 2024 \$200,000  
 FY 2026 \$200,000



### SCHEDULE SUMMARY

### PARTICIPATION

### FUNDING

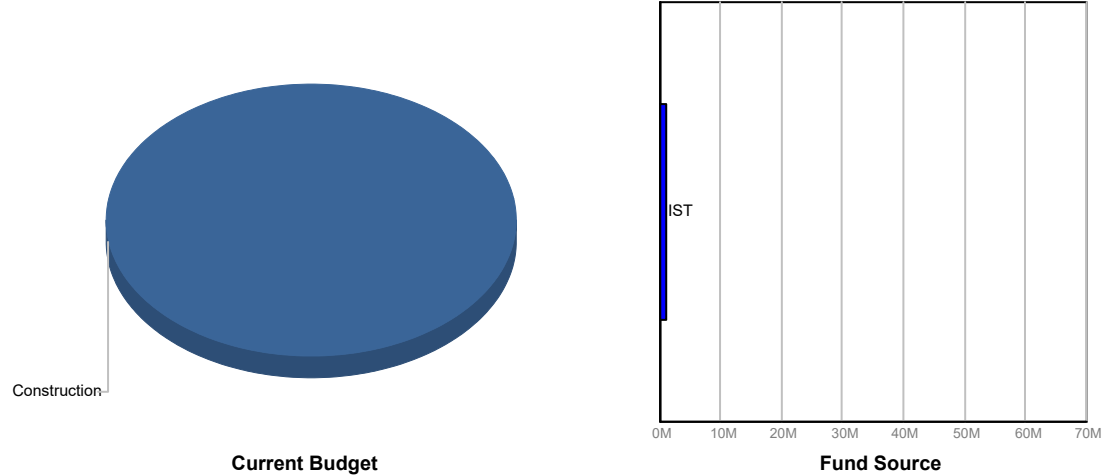
	Original	Actual
Summit to Gun Club Complete	9/20/2017	9/20/2017
PGA to Hood Complete	10/31/2017	10/31/2017
10th Avenue N. to Summit Complete	1/22/2018	1/22/2018
Wallis to Roebuck Complete	3/7/2018	3/7/2018
Gateway to S. of Hypoluxo Complete	12/17/2018	10/18/2018
Glades to NW 55th St.	3/19/2019	3/19/2019
Hood to Donald Ross	12/2/2020	12/12/2020
N. Oriole to Lake Ida	4/3/2021	3/9/2021

#### Consultant

SBE N/A  
 Local N/A  
 WBE N/A  
 MBE N/A

#### Contractor

SBE 61%  
 Local 61%  
 WBE 0%  
 MBE 0%



### FINANCIAL SUMMARY

### NOTES

	Project Budget	Committed	% Committed	Paid To Date
	A	B	C=B/A	D
Design	\$0	\$0	0.00%	\$0
Construction	\$1,100,000	\$394,561	35.87%	\$367,800
Contingency	\$0	\$0	0.00%	\$0
<b>TOTAL</b>	<b>\$1,100,000</b>	<b>\$394,561</b>	<b>35.87%</b>	<b>\$367,800</b>

Jog Road is a North-South major County thoroughfare. This project consists of re-striping sections of Jog Road. Restriping continues on an as needed basis.



# Monthly Infrastructure Sales Tax Project Report

## Large Cap Projects

Data Date: 04/20/2023

Report Date: 04/30/2023

### DESCRIPTION/TEAM

### SCOPE

### PHOTO

**Project Title:** CR 880

Resurfacing approximately 2.5 miles (5 lane miles) of a portion of County Road 880 from Main Street to S.R. 80 each year.



Project Number: 1539  
 BCC District: 06  
 Delivery Method: Annual Construction Contract  
 Category: R04-Resurfacing  
 Status: Construction  
 Designer: N/A  
 Contractor: Community  
 Project Manager: Darren Prainito

### SCHEDULE SUMMARY

	Original	Actual
FY 2017 Construction Complete	12/22/2017	12/22/2017
FY 2018 Construction Complete	12/7/2018	11/30/2018
FY 2019 Construction Complete	12/31/2019	11/1/2019
FY 2020 Construction Complete	12/18/2020	12/3/2020
FY 2021 Construction Complete	12/17/2021	10/5/2021
FY 2022 Construction Complete	12/16/2022	7/14/2022
FY 2023 Construction Complete	12/15/2023	

### PARTICIPATION

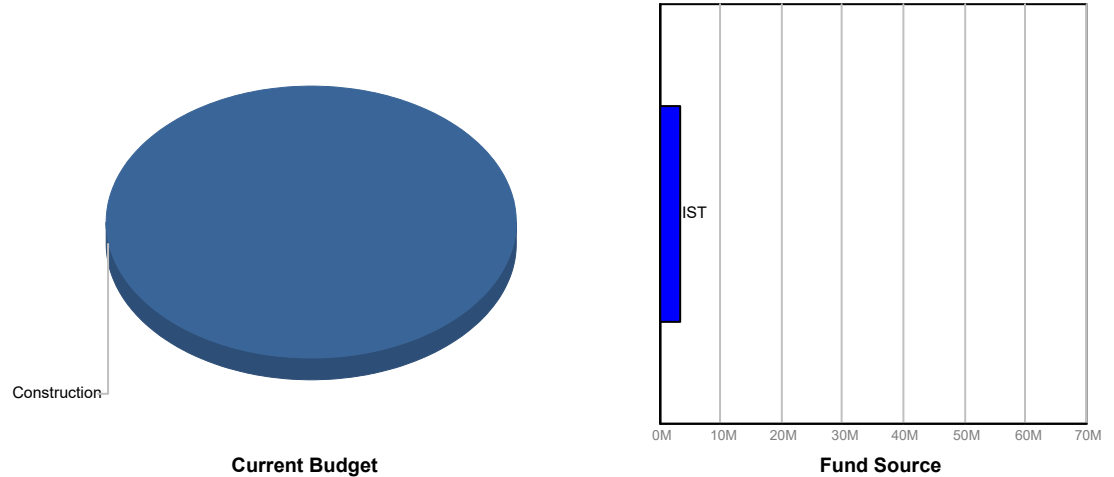
#### Consultant

SBE N/A  
 Local N/A  
 WBE N/A  
 MBE N/A

#### Contractor

SBE 8.7%  
 Local 95.8%  
 WBE 0%  
 MBE 0%

### FUNDING



### FINANCIAL SUMMARY

	Project Budget	Committed	% Committed	Paid To Date
	A	B	C=B/A	D
Design	\$0	\$2,278	0.00%	\$2,278
Construction	\$3,300,000	\$1,320,949	40.03%	\$1,320,950
Contingency	\$0	\$0	0.00%	\$0
<b>TOTAL</b>	<b>\$3,300,000</b>	<b>\$1,323,227</b>	<b>40.10%</b>	<b>\$1,323,228</b>

### NOTES

County Road 880 is approximately 19 miles in length. This project entails resurfacing a portion of County Road 880 each year. Construction complete for FY2017 thru 2022.



# Monthly Infrastructure Sales Tax Project Report

## Large Cap Projects

Data Date: 04/20/2023

Report Date: 04/30/2023

### DESCRIPTION/TEAM

### SCOPE

### PHOTO

**Project Title:** Brown's Farms Road

Resurfacing approximately 2 miles (4 lane miles) of a portion of Brown's Farm Road from CR 880 to South Terminus each year.

Project Number: 1540  
 BCC District: 06  
 Delivery Method: Annual Construction Contract  
 Category: R04-Resurfacing  
 Status: Construction  
 Designer: N/A  
 Contractor: Community  
 Project Manager: Darren Prainito



### SCHEDULE SUMMARY

	Original	Actual
FY 2017 Construction Complete	12/22/2017	12/22/2017
FY 2018 Construction Complete	12/1/2018	11/30/2018
FY 2019 Construction Complete	12/31/2019	11/1/2019
FY 2020 Construction Complete	12/18/2020	12/2/2020
FY2021 Construction Complete	12/17/2021	10/18/2021
FY 2022 Construction Complete	12/22/2022	7/19/2022
FY 2023 Construction Complete	12/19/2023	

### PARTICIPATION

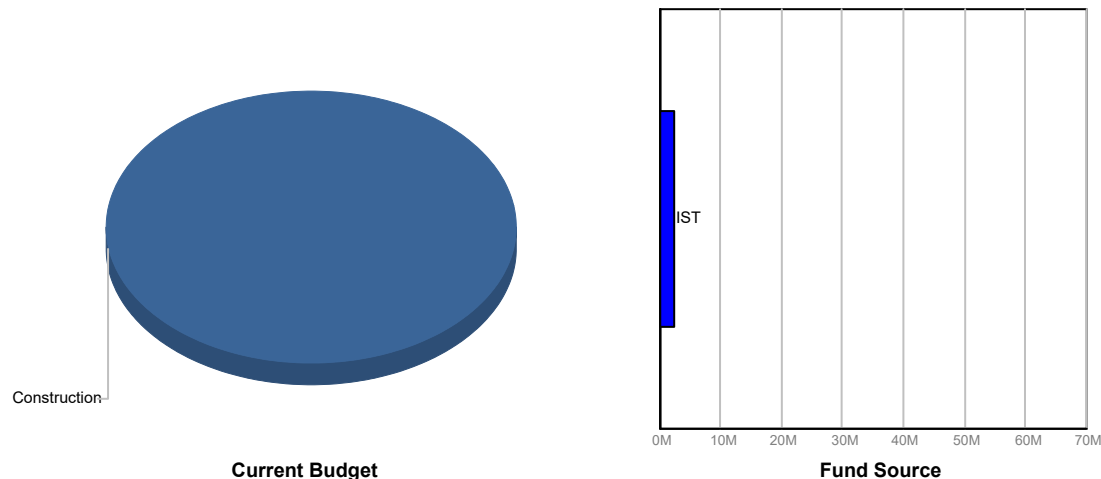
#### Consultant

SBE N/A  
 Local N/A  
 WBE N/A  
 MBE N/A

#### Contractor

SBE 7.4%  
 Local 94.4%  
 WBE 0%  
 MBE 0%

### FUNDING



### FINANCIAL SUMMARY

	Project Budget	Committed	% Committed	Paid To Date
	A	B	C=B/A	D
Design	\$0	\$1,588	0.00%	\$1,588
Construction	\$2,300,000	\$1,157,331	50.32%	\$1,157,331
Contingency	\$0	\$0	0.00%	\$0
<b>TOTAL</b>	<b>\$2,300,000</b>	<b>\$1,158,918</b>	<b>50.39%</b>	<b>\$1,158,918</b>

### NOTES

Brown's Farm Road is approximately 14 miles in length. This project entails resurfacing a portion of Brown's Farm Road each year. Construction complete for FY2017 thru 2022.



# Monthly Infrastructure Sales Tax Project Report

## Large Cap Projects

Data Date: 04/20/2023

Report Date: 04/30/2023

### DESCRIPTION/TEAM

### SCOPE

### PHOTO

**Project Title:** Prosperity Farms Rd. over SFWMD C-17 Canal (934116)  
**Project Number:** 1555  
**BCC District:** 01  
**Delivery Method:** Design CCNA  
**Category:** B08-Bridge Replacements  
**Status:** Design  
**Designer:** Scalar  
**Contractor:** TBD - (bid)  
**Project Manager:** Will Carey

This project will replace an existing bridge that was built over 60 years ago. The new bridge will improve traffic safety (lane widths, bike lanes, parapets), improve roadway drainage, and enhance pedestrian sidewalk safety. Note the current bridge is weight restricted.  
 FY 2018 IST \$500,000  
 FY 2021 IST \$1,500,000  
 FY 2022 IST \$6,000,000



### SCHEDULE SUMMARY

	Original	Actual
Design Contract Notice to Proceed	11/19/2019	11/19/2019
Design Completion	4/1/2023	
Construction Bid Date	7/1/2023	
Construction Start	11/1/2023	
Construction Complete	12/1/2025	

### PARTICIPATION

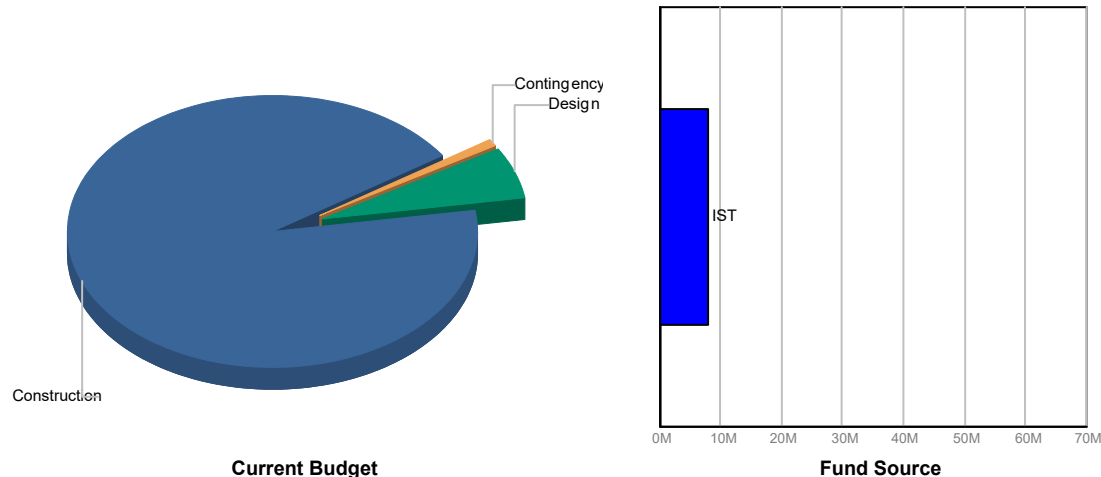
#### Consultant

SBE 98%  
 Local 100%  
 WBE 0%  
 MBE 0%

#### Contractor

SBE TBD  
 Local TBD  
 WBE TBD  
 MBE TBD

### FUNDING



### FINANCIAL SUMMARY

	Project Budget	Committed	% Committed	Paid To Date
	A	B	C=B/A	D
Design	\$500,000	\$496,339	99.27%	\$422,436
Construction	\$7,450,000	\$10,810	0.15%	\$5,275
Contingency	\$50,000	\$8,365	16.73%	\$8,365
<b>TOTAL</b>	<b>\$8,000,000</b>	<b>\$515,514</b>	<b>6.44%</b>	<b>\$436,076</b>

### NOTES

Design is ongoing (90% complete).



# Monthly Infrastructure Sales Tax Project Report

## Large Cap Projects

Data Date: 04/20/2023

Report Date: 04/30/2023

### DESCRIPTION/TEAM

**Project Title:** Belvedere Rd over E-3 canal (934205 & 934206)  
**Project Number:** 1556  
**BCC District:** 02  
**Delivery Method:** Design CCNA  
**Category:** B08-Bridge Replacements  
**Status:** Design  
**Designer:** Stantec  
**Contractor:** TBD (bid)  
**Project Manager:** Maroun Azzi

### SCOPE

This project will replace the existing bridges that were built over 40 years ago. The new bridge(s) will improve traffic safety (lane widths, bike lanes, parapets), update the guardrail system, improve roadway drainage, restore the slope protection, and enhance pedestrian sidewalk safety.  
 FY 2018 IST \$450,000  
 FY 2021 IST \$1,350,000  
 FY 2022 IST \$300,000

### PHOTO



### SCHEDULE SUMMARY

	Original	Actual
Design Contract Notice to Proceed	10/22/2019	10/22/2019
Design Completion	12/1/2023	
Construction Bid Date	3/1/2024	
Construction Start	8/1/2024	
Construction Complete	3/1/2026	

### PARTICIPATION

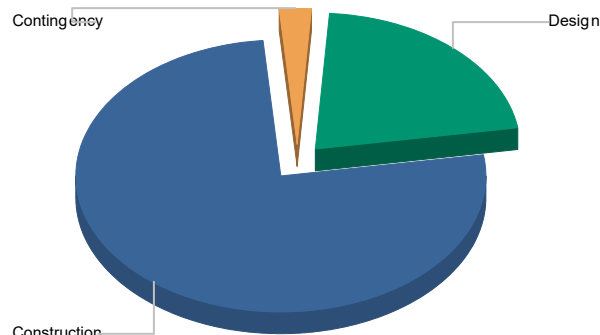
#### Consultant

SBE 30%  
 Local 100%  
 WBE 0%  
 MBE 0%

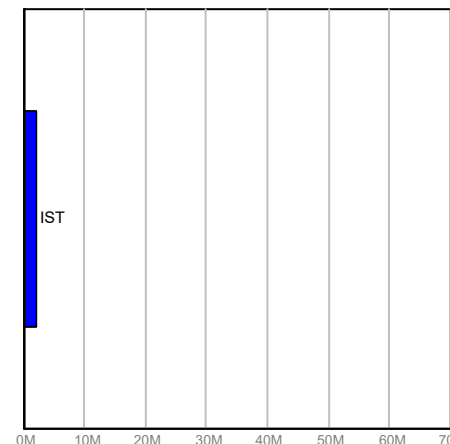
#### Contractor

SBE TBD  
 Local TBD  
 WBE TBD  
 MBE TBD

### FUNDING



Current Budget



Fund Source

### FINANCIAL SUMMARY

	Project Budget	Committed	% Committed	Paid To Date
	A	B	C=B/A	D
Design	\$450,000	\$402,311	89.40%	\$282,540
Construction	\$1,600,000	\$5,770	0.36%	\$5,770
Contingency	\$50,000	\$0	0.00%	\$0
<b>TOTAL</b>	<b>\$2,100,000</b>	<b>\$408,081</b>	<b>19.43%</b>	<b>\$288,310</b>

### NOTES

Design is ongoing (75% complete).



# Monthly Infrastructure Sales Tax Project Report

## Large Cap Projects

Data Date: 04/20/2023

Report Date: 04/30/2023

### DESCRIPTION/TEAM

**Project Title:** Various other locations Countywide

Project Number: 1558  
 BCC District: Multiple  
 Delivery Method: Annual Construction Contract  
 Category: D02-Drainage (Pipe Replacements)  
 Status: Construction  
 Designer: N/A  
 Contractor: Hinterland  
 Project Manager: Darren Prainito

### SCOPE

This project will repair and/or replace existing pipe culverts and drainage structures along various roads and canals Countywide. These repairs are needed in order to properly drain and maintain the various roads and canals in a safe operating condition.

### PHOTO



### SCHEDULE SUMMARY

	Original	Actual
Jupiter Farms (133rd Rd. & 156th St.)	8/1/2018	3/12/2018
1069 Edgehill Road	8/15/2018	6/12/2018
Limestone Creek & Palm Garden St.	8/1/2018	7/17/2018
3261 Atlantic Road	8/15/2018	7/1/2018
Van Buren Road @ E-3 Canal	8/1/2018	6/15/2018
19506 Trails End Terrace	8/1/2018	5/11/2018
Jupiter Farms (4 locates)	10/15/2018	8/21/2018
6361 Wood Lake Rd./19650 Red Maple F	10/1/2018	10/1/2018
19598 Trails End Terrace	9/15/2018	8/20/2018
19582 Trails End Terrace	9/1/2018	9/1/2018
6558 Wood Lake Road	9/15/2018	9/14/2018
6126 Wood Lake Road	10/15/2018	12/12/2018
6528 Wood Lake Road	11/1/2018	12/12/2018

### PARTICIPATION

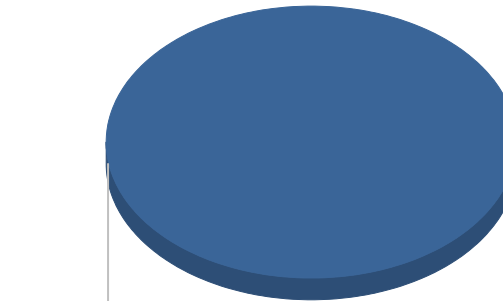
#### Consultant

SBE N/A  
 Local N/A  
 WBE N/A  
 MBE N/A

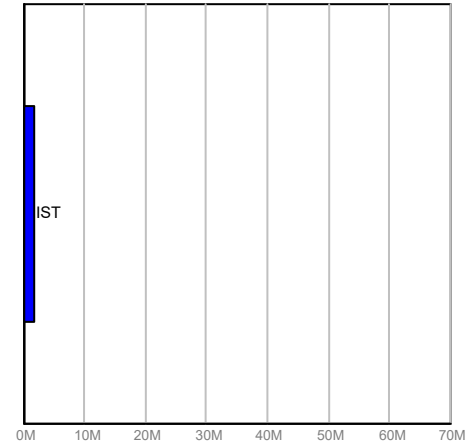
#### Contractor

SBE 100%  
 Local 100%  
 WBE 0%  
 MBE 0%

### FUNDING



Current Budget



Fund Source

### FINANCIAL SUMMARY

	Project Budget	Committed	% Committed	Paid To Date
	A	B	C=B/A	D
Construction	\$1,700,000	\$906,984	53.35%	\$681,703
Contingency	\$0	\$0	0.00%	\$0
<b>TOTAL</b>	<b>\$1,700,000</b>	<b>\$906,984</b>	<b>53.35%</b>	<b>\$681,703</b>

### NOTES

This project is funded in:  
 FY 2018 \$500,000, FY 2021 \$500,000, FY 2022 \$200,000  
 FY 2023 \$200,000, FY 2024 \$200,000, FY 2025 \$100,000

The total project is estimated at \$1,700,000.



# Monthly Infrastructure Sales Tax Project Report

## Large Cap Projects

Data Date: 04/20/2023

Report Date: 04/30/2023

### DESCRIPTION/TEAM

**Project Title: Video Detection (80 +/- intersection)**

Project Number: 1580  
 BCC District: Multiple  
 Delivery Method: Annual Traffic Signals Contract  
 Category: S08-Signals and Signal Systems  
 Status: Construction  
 Designer: N/A  
 Contractor: Gerelco  
 Project Manager: Fattoush Jafar

### SCOPE

This project will replace the traffic detection at numerous signalized intersections from the existing inductive loop system to video detection. The video detection system is more reliable and easier to maintain.

### PHOTO



### SCHEDULE SUMMARY

	Original	Actual
Military Tr. & Garden Lake	8/1/2018	11/21/2018
Gateway & Renaissance Commons	9/1/2018	4/3/2019
Australian & Turnage	10/1/2018	1/7/2019
Woolbright & Hagen Ranch	11/1/2018	4/4/2019
Belvedere & Country Club Road	12/1/2018	4/4/2019
Palm Beach Lakes & Wellesley	1/1/2019	4/4/2019

### PARTICIPATION

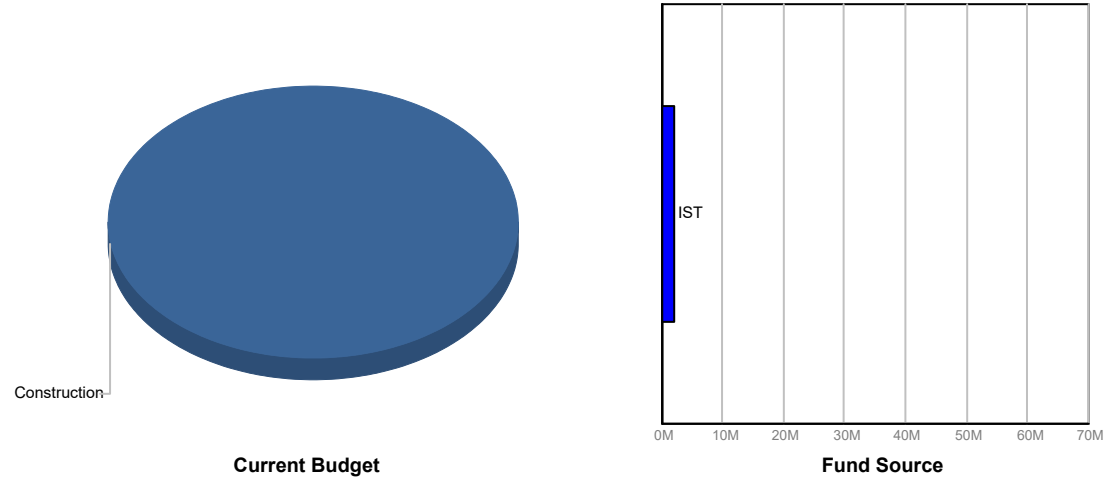
#### Consultant

SBE N/A  
 Local N/A  
 WBE N/A  
 MBE N/A

#### Contractor

SBE 0%  
 Local 23%  
 WBE 0%  
 MBE 0%

### FUNDING



### FINANCIAL SUMMARY

	Project Budget	Committed	% Committed	Paid To Date
	A	B	C=B/A	D
Construction	\$2,200,000	\$199,051	9.05%	\$199,051
Contingency	\$0	\$0	0.00%	\$0
<b>TOTAL</b>	<b>\$2,200,000</b>	<b>\$199,051</b>	<b>9.05%</b>	<b>\$199,051</b>

### NOTES

Work has been completed at six intersections. This project is funded in:  
 FY 2018 \$200,000  
 FY 2023 \$300,000  
 FY 2024 \$800,000  
 FY 2026 \$900,000  
 The total project is estimated at \$2,200,000.



# Monthly Infrastructure Sales Tax Project Report

## Large Cap Projects

Data Date: 04/20/2023

Report Date: 04/30/2023

### DESCRIPTION/TEAM

### SCOPE

### PHOTO

**Project Title:** FY 2018 Street Lighting LED Replacements - Countywide  
**Project Number:** 1581  
**BCC District:** CW  
**Delivery Method:** Florida Power and Light  
**Category:** S14-Street Lighting  
**Status:** Construction  
**Designer:** Florida Power and Light  
**Contractor:** Florida Power and Light  
**Project Manager:** May Cheng

These projects will replace the high pressure sodium street lights with LED lights. Many of the street lights along County roads are owned and maintained by Florida Power and Light (FPL) with the County paying all the operation and maintenance costs (including power). FPL will be responsible for the final design and installation to convert the street lighting to the newer LED technology, and the County will reimburse FPL all applicable conversion costs. The result will provide a cost savings, better quality illumination, and a more desirable environmental light source.



### SCHEDULE SUMMARY

	Original	Actual
Gun Club Road/Bosque to Congress	8/16/2019	8/16/2019
Congress/Okeechobee to Belvedere	8/16/2019	8/16/2019
10th Avenue North/Haverhill to Kirk	12/11/2019	12/11/2019
Community/Haverhill to Military	8/16/2019	8/16/2019
Haverhill Road/WPB City to Haverhill City		
Glades Road/State Road 7 to Boca Rio		
Boynton Beach Boulevard/Turnpike to Kn		
Jog Road/Belvedere to State Road 80	7/28/2021	7/28/2021
Forest Hill/Turnpike to Pinehurst & Jog to		
Haverhill/State Road 80 to Lake Worth		
Congress/Lantana to Hypoluxo & Gun Cl	9/14/2021	9/14/2021
Gateway/Military to Windward	8/1/2019	8/1/2019
Belvedere Road/RPB City to Haverhill Cit		

### PARTICIPATION

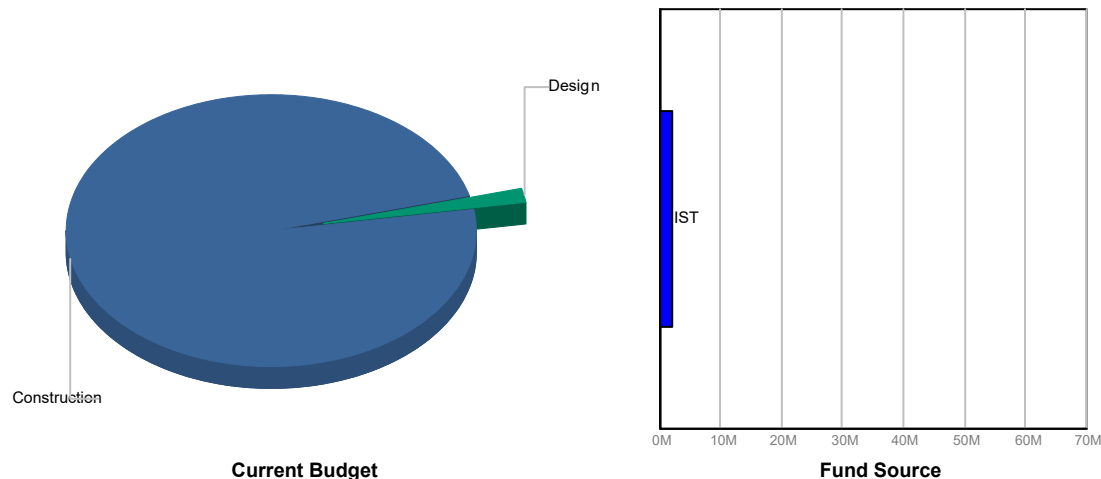
#### Consultant

SBE N/A  
 Local N/A  
 WBE N/A  
 MBE N/A

#### Contractor

SBE N/A  
 Local N/A  
 WBE N/A  
 MBE N/A

### FUNDING



### FINANCIAL SUMMARY

	Project Budget	Committed	% Committed	Paid To Date
	A	B	C=B/A	D
Design	\$30,000	\$26,175	87.25%	\$26,175
Construction	\$1,920,000	\$1,799,274	93.71%	\$598,442
Contingency	\$0	\$0	0.00%	\$0
<b>TOTAL</b>	<b>\$1,950,000</b>	<b>\$1,825,448</b>	<b>93.61%</b>	<b>\$624,617</b>

### NOTES

There are 16 street lighting projects (road segments) funded (\$1,950,000) for conversion in FY 2018. All 16 projects have been forwarded to FPL requesting final design and installation. As of 12/1/22, eight projects have been completed, and the street lighting along a portion of the Hypoluxo Road project has also been converted.





# Monthly Infrastructure Sales Tax Project Report

## Large Cap Projects

Data Date: 04/20/2023

Report Date: 04/30/2023

### DESCRIPTION/TEAM

### SCOPE

### PHOTO

**Project Title:** Courthouse Electronics System R&R/Command Center  
**Project Number:** 16208  
**BCC District:** 07  
**Delivery Method:** Construction Management  
**Category:** J02-Judicial  
**Status:** Construction  
**Designer:** TLC Engineering  
**Contractor:** Hedrick Brothers Construction Co., Inc.  
**Project Manager:** Rich Avery

Security Systems replacement at the Main County Courthouse including the Security Management System, Access Control System, CCTV system, Duress System, Intercom, Elevator Override, and Fire Alarm. The Project will also include addressing the emergency egress procedures for the facility, as well as build-out for the expansion of the 4th floor Command Center.

Total IST, and Ad Valorem funding for this project is \$16,514,475; Total IST funds are \$12,999,700, which are comprised of FY17 IST funds of \$1,300,000 and FY18 IST funds of \$8,699,700 and FY 19 IST funds of \$3,000,000. Ad Valorem funds are \$3,449,845



### SCHEDULE SUMMARY

	Original	Actual
Project Start	2/19/2016	2/19/2016
Design Start	2/15/2017	2/15/2017
Construction - Start	11/26/2018	1/7/2019
Substantial Completion	2/1/2021	
Project Completion	4/1/2021	

### PARTICIPATION

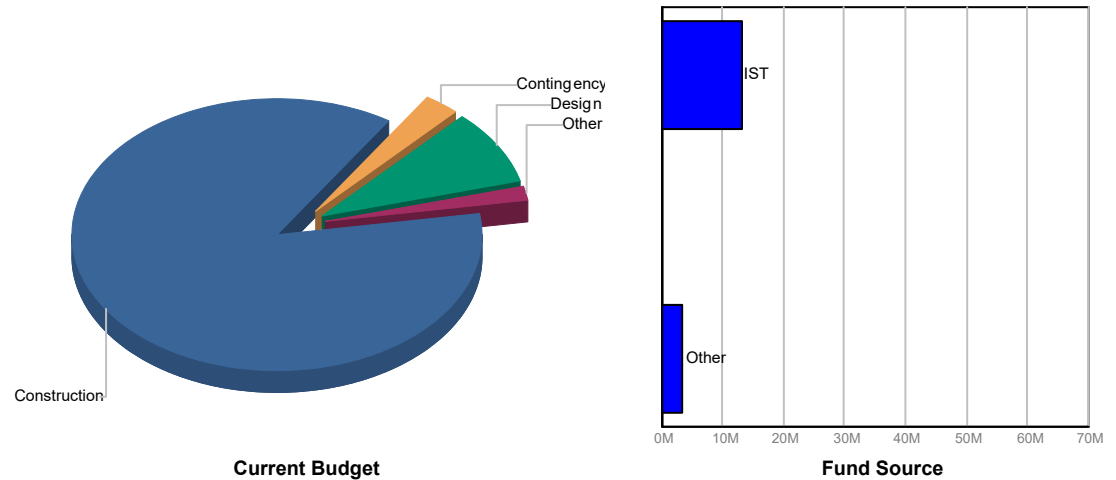
**Consultant**

SBE 13.4%  
 Local 100%  
 WBE N/A  
 MBE N/A

**Contractor**

SBE 25%  
 Local 100%  
 WBE N/A  
 MBE N/A

### FUNDING



### FINANCIAL SUMMARY

	Project Budget	Committed	% Committed	Paid To Date
	A	B	C=B/A	D
Design	\$1,456,336	\$1,342,276	92.17%	\$949,157
Construction	\$14,307,700	\$14,282,398	99.82%	\$12,795,746
Furniture, Fixtures & Equipment	\$0	\$0	0.00%	\$0
Other	\$285,139	\$116,318	40.79%	\$116,318
Contingency	\$465,300	\$0	0.00%	\$0
<b>TOTAL</b>	<b>\$16,514,475</b>	<b>\$15,740,993</b>	<b>95.32%</b>	<b>\$13,861,222</b>

### NOTES

Final substantial completion is pending confirmation of all punch list items being completed.



# Monthly Infrastructure Sales Tax Project Report

## Large Cap Projects

Data Date: 04/20/2023

Report Date: 04/30/2023

### DESCRIPTION/TEAM

### SCOPE

### PHOTO

**Project Title:** Jupiter Beach Rd. over Branch of ICWW

This project will replace an existing bridge that was built over 60 years ago. The project will improve traffic safety (lane widths, bike lanes, sidewalks, etc.) and improve drainage and embankment/slope protection.



Project Number: 1657  
 BCC District: 01  
 Delivery Method: Design CCNA  
 Category: B08-Bridge Replacements  
 Status: Design  
 Designer: Alan Gerwig & Associates  
 Contractor: TBD  
 Project Manager: Maroun Azzi

### SCHEDULE SUMMARY

	Original	Actual
Project Start	4/1/2022	4/13/2022
Consultant Procurement Finish	2/1/2023	1/10/2023
Design Start	5/1/2023	1/23/2023
Design Complete	12/1/2025	
Construction Start	6/1/2026	
Construction Complete	12/1/2027	

### PARTICIPATION

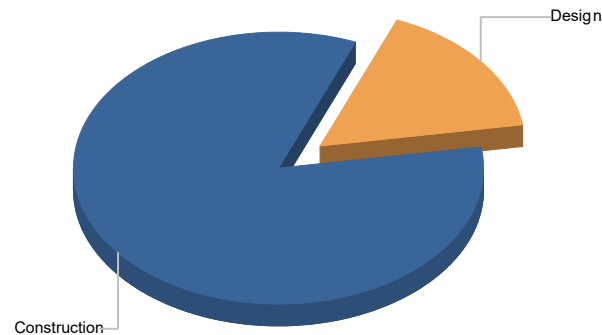
#### Consultant

SBE 90%  
 Local 100%  
 WBE 0%  
 MBE 0%

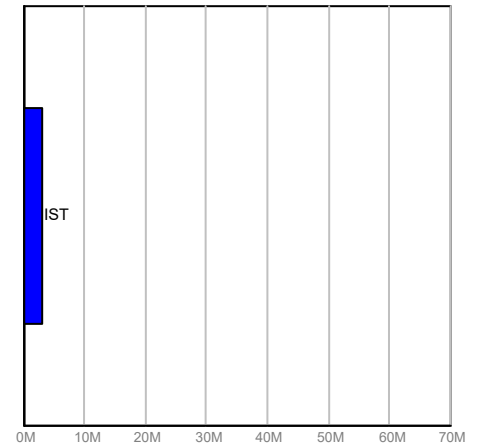
#### Contractor

SBE TBD  
 Local TBD  
 WBE TBD  
 MBE TBD

### FUNDING



Current Budget



Fund Source

### FINANCIAL SUMMARY

	Project Budget	Committed	% Committed	Paid To Date
	A	B	C=B/A	D
Design	\$500,000	\$303,344	60.67%	\$8,798
Construction	\$2,529,000	\$924	0.04%	\$924
<b>TOTAL</b>	<b>\$3,029,000</b>	<b>\$304,268</b>	<b>10.05%</b>	<b>\$9,722</b>

### NOTES

The project is funded for design (\$500k) in FY22 and for construction (\$2.5m) in FY25. Design is ongoing (0% complete)



# Monthly Infrastructure Sales Tax Project Report

## Large Cap Projects

Data Date: 04/20/2023

Report Date: 04/30/2023

### DESCRIPTION/TEAM

### SCOPE

### PHOTO

**Project Title:** Australian Ave. from Banyan St. to 45th St.  
**Project Number:** 1658  
**BCC District:** 07  
**Delivery Method:** Design CCNA  
**Category:** D04-Drainage Improvements  
**Status:** Design  
**Designer:** HSQ  
**Contractor:** TBD (Bid)  
**Project Manager:** Maroun Azzi

The project will include drainage improvements (piped drainage system) and a new paving surface for a wider 4-lane divided section with new pathways on both sides along Australian Avenue from Banyan Blvd. to 45th Street. The work scope may also include replacing the twin bridges over Clear Lake (possible culverts) and replacing the twin bridges over the Carver Canal.



### SCHEDULE SUMMARY

	Original	Actual
Design Start	3/1/2022	4/12/2022
Design Complete	6/1/2024	
Construction Bid Date	9/1/2024	
Construction Start	12/28/2024	
Construction Complete	12/28/2026	

### PARTICIPATION

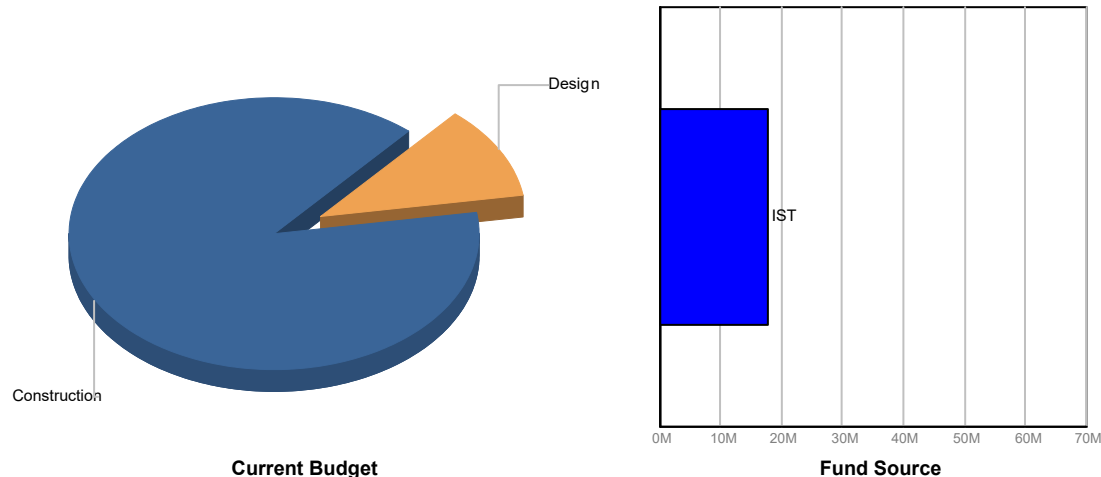
**Consultant**

- SBE 90.4%
- Local 100%
- WBE 0.4%
- MBE 5.6%

**Contractor**

- SBE TBD
- Local TBD
- WBE TBD
- MBE TBD

### FUNDING



### FINANCIAL SUMMARY

	Project Budget	Committed	% Committed	Paid To Date
	A	B	C=B/A	D
Design	\$2,000,000	\$1,680,339	84.02%	\$417,096
Construction	\$15,800,000	\$169,129	1.07%	\$71,063
<b>TOTAL</b>	<b>\$17,800,000</b>	<b>\$1,849,468</b>	<b>10.39%</b>	<b>\$488,159</b>

### NOTES

Design is ongoing (30% complete). The project is funded for design (\$2m) in FY21 and for construction (\$15.8m) in FY24 and FY25. The total cost of the project is estimated at over \$30m. It is anticipated that a Florida Department of Environmental Protection (FDEP) Resiliency grant of \$13.4m will be received for the project.



# Monthly Infrastructure Sales Tax Project Report

## Large Cap Projects

Data Date: 04/20/2023

Report Date: 04/30/2023

### DESCRIPTION/TEAM

### SCOPE

### PHOTO

**Project Title:** Belvedere Rd canal piping & sidewalk addition (62nd Dr. N. to Haverhill park)

Project Number: 1661  
 BCC District: 02  
 Delivery Method: Design CCNA  
 Category: P04-Pathways  
 Status: Design  
 Designer: Keshavarz  
 Contractor: TBD (Bid)  
 Project Manager: Maroun Azzi

This project will add a new sidewalk (SW) on the south side of Belvedere Road from 62nd Dr. N. to the Haverhill park (just east of the E-3 Canal) - connecting to the existing south SW at the park's frontage. The SW may require the piping of Lake Worth Drainage District's (LWDD) L-3 Canal.  
 FY 2021 IST \$500,000  
 FY 2024 IST \$3,100,000



### SCHEDULE SUMMARY

	Original	Actual
Study Complete	4/20/2023	
Design Complete		
Construction Bid Date		
Construction Start		
Construction Complete		

### PARTICIPATION

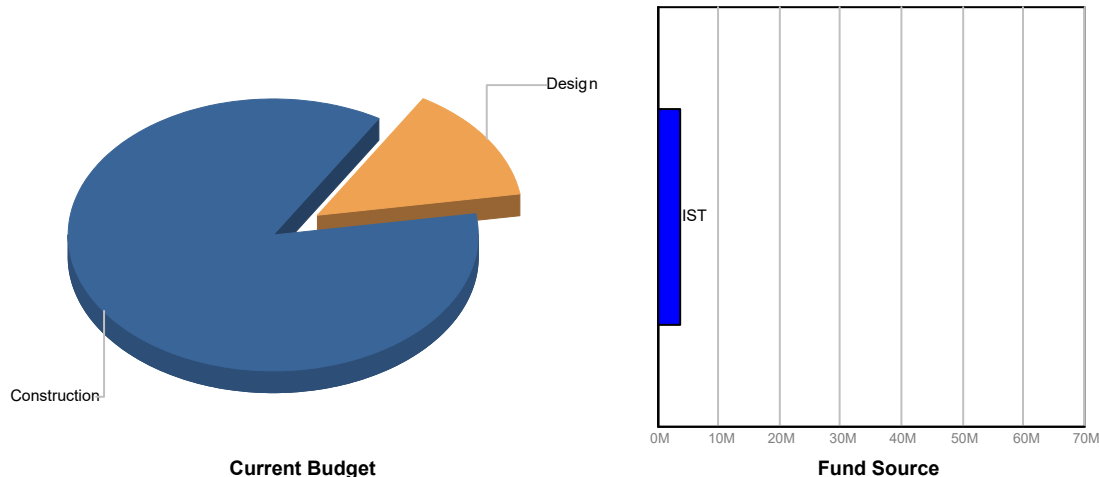
**Consultant**

SBE 100%  
 Local 100%  
 WBE 0%  
 MBE 0%

**Contractor**

SBE TBD  
 Local TBD  
 WBE TBD  
 MBE TBD

### FUNDING



### FINANCIAL SUMMARY

	Project Budget	Committed	% Committed	Paid To Date
	A	B	C=B/A	D
Design	\$500,000	\$94,591	18.92%	\$35,656
Construction	\$3,100,000	\$86	0.00%	\$86
<b>TOTAL</b>	<b>\$3,600,000</b>	<b>\$94,677</b>	<b>2.63%</b>	<b>\$35,742</b>

### NOTES

The project is in the study phase to determine a more precise work scope. The project is funded for design (\$500k) in FY21 and for construction (\$3.1M) in FY24.



# Monthly Infrastructure Sales Tax Project Report

## Large Cap Projects

Data Date: 04/20/2023

Report Date: 04/30/2023

### DESCRIPTION/TEAM

### SCOPE

### PHOTO

**Project Title:** Seacrest Blvd from Gulfstream Blvd. to Hypoluxo Rd.  
**Project Number:** 1662  
**BCC District:** 07  
**Delivery Method:** Annual Construction Contract  
**Category:** R04-Resurfacing  
**Status:** Construction  
**Designer:** N/A  
**Contractor:** Ranger  
**Project Manager:** Thomas Coppini

Resurfacing 5.8 miles (25.3 lane miles) of Seacrest Boulevard from Gulfstream Boulevard to Hypoluxo Road.  
 FY 2021 IST \$2,400,000  
 FY 2022 IST \$300,000



### SCHEDULE SUMMARY

	Original	Actual
Drainage Repairs	11/1/2021	2/8/2022
Milling and Pavement Complete	2/1/2022	12/22/2021
ADA (Curb/Cut Ramps) Complete	4/1/2022	3/10/2023
Traffic Striping Complete	5/1/2022	2/15/2022
Traffic Loops Complete	7/1/2022	

### PARTICIPATION

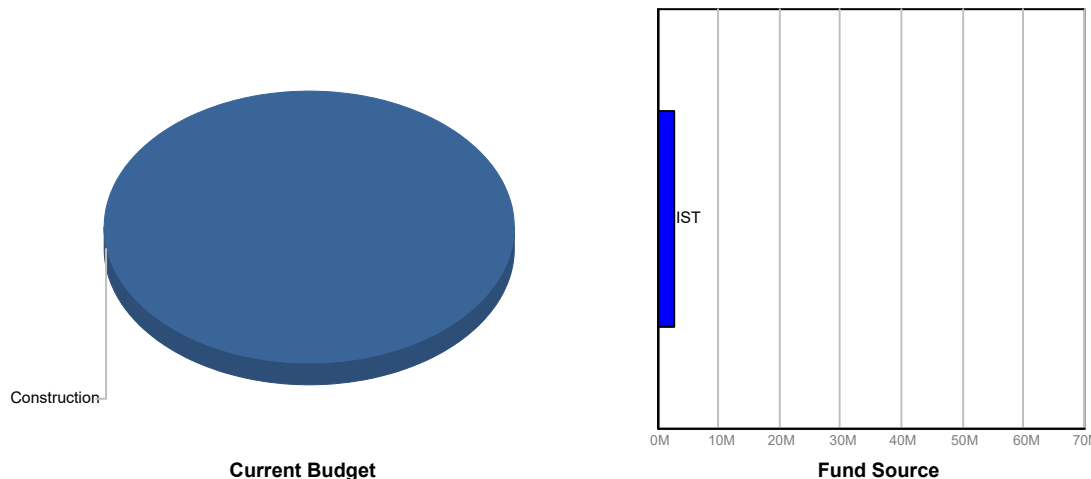
#### Consultant

SBE N/A  
 Local N/A  
 WBE N/A  
 MBE N/A

#### Contractor

SBE 15%  
 Local 100%  
 WBE 0%  
 MBE 0%

### FUNDING



### FINANCIAL SUMMARY

	Project Budget	Committed	% Committed	Paid To Date
	A	B	C=B/A	D
Construction	\$2,700,000	\$2,087,646	77.32%	\$2,087,646
<b>TOTAL</b>	<b>\$2,700,000</b>	<b>\$2,087,646</b>	<b>77.32%</b>	<b>\$2,087,646</b>

### NOTES

Outstanding work includes replacing traffic loops.




# Monthly Infrastructure Sales Tax Project Report

## Large Cap Projects

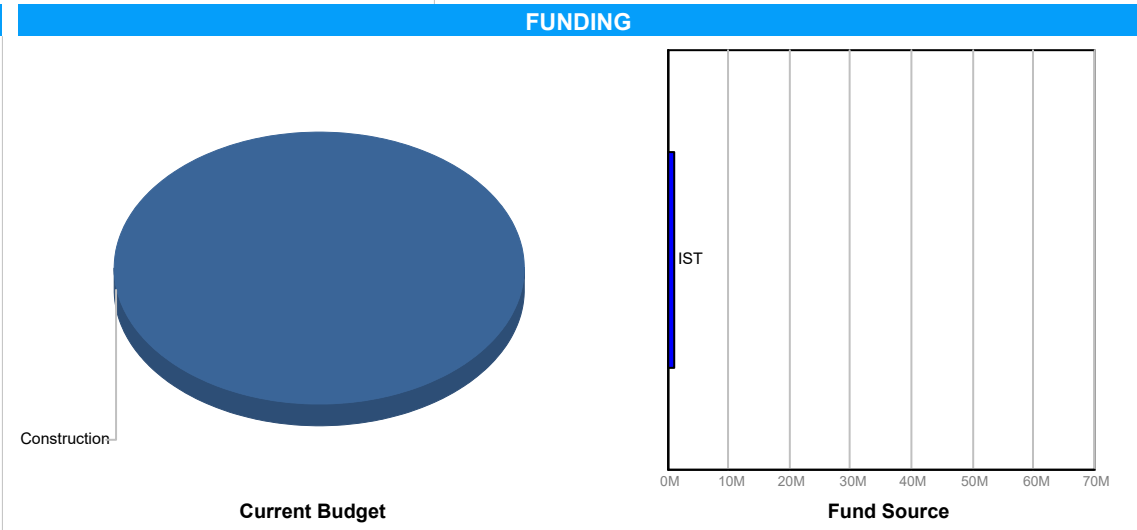
Data Date: 04/20/2023

Report Date: 04/30/2023

DESCRIPTION/TEAM	SCOPE	PHOTO
<p><b>Project Title:</b> Congress Ave. from Palm Beach Lakes to 45th St.</p> <p>Project Number: 1664            BCC District: 07            Delivery Method: Annual Construction Contract            Category: R04-Resurfacing            Status: Construction            Designer: N/A            Contractor: Ranger            Project Manager: Darren Prainito</p>	<p>Resurfacing 2.6 miles (11.4 lane miles) of Congress Avenue from Palm Beach Lakes Boulevard to 45th Street.</p> <p>FY2021 IST \$1,000,000            FY2024 IST \$250,000</p>	

SCHEDULE SUMMARY		
	Original	Actual
Milling and Pavement Complete	12/1/2023	
ADA (Curb/Cut Ramps) Complete	2/14/2024	
Traffic Striping Complete	1/1/2024	
Traffic Loops Complete	4/1/2024	

PARTICIPATION	
<b>Consultant</b>	
SBE	N/A
Local	N/A
WBE	N/A
MBE	N/A
<b>Contractor</b>	
SBE	15%
Local	100%
WBE	0%
MBE	0%



FINANCIAL SUMMARY				
	Project Budget	Committed	% Committed	Paid To Date
	A	B	C=B/A	D
Construction	\$1,250,000	\$1,675	0.13%	\$1,675
<b>TOTAL</b>	<b>\$1,250,000</b>	<b>\$1,675</b>	<b>0.13%</b>	<b>\$1,675</b>

**NOTES**

Outstanding work includes milling and paving, updating ADA ramps, restriping the road, and replacing traffic loops.



# Monthly Infrastructure Sales Tax Project Report

## Large Cap Projects

Data Date: 04/20/2023

Report Date: 04/30/2023

### DESCRIPTION/TEAM

### SCOPE

### PHOTO

**Project Title:** Belvedere Rd. Canal Piping

Project Number: 1690  
 BCC District: 02  
 Delivery Method: Design CCNA  
 Category: B02-Belvedere Rd. Canal Piping  
 Status: Design  
 Designer: Keith  
 Contractor: TBD (Bid)  
 Project Manager: Maroun Azzi

This project will pipe a portion of a drainage ditch that runs along Belvedere Road and Troy Boulevard - adjacent to Palm Beach International Airport. The embankment area for the ditch is small and difficult to maintain. The undermining of this area continues and compromises the integrity of the sidewalk and road. Piping of the ditch is necessary to properly protect the road and sidewalk.  
 FY2022 IST \$300,000  
 FY2024 IST \$1,100,000



### SCHEDULE SUMMARY

	Original	Actual
Study Complete	9/1/2023	
Design Complete		
Construction Bid Date		
Construction Start		
Construction Complete		

### PARTICIPATION

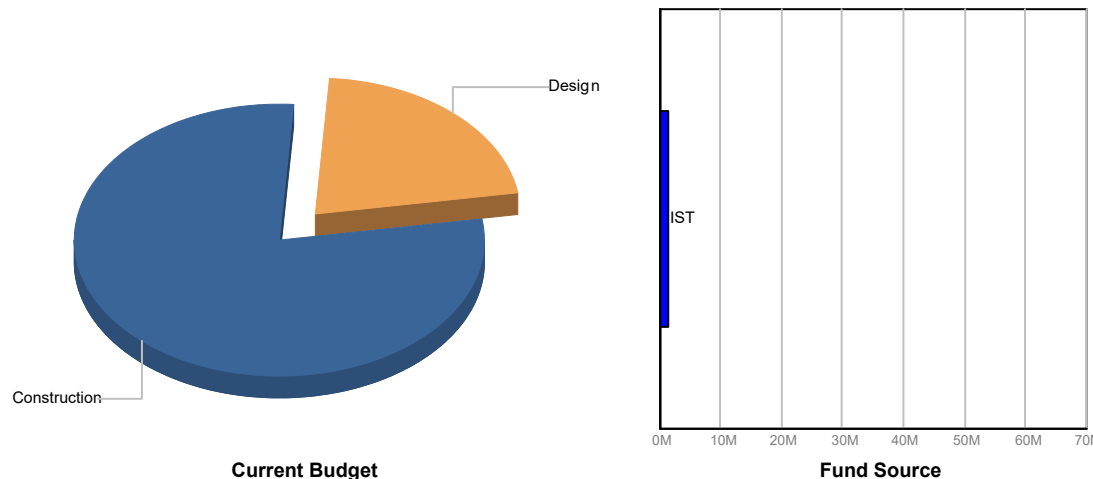
#### Consultant

SBE 50%  
 Local 100%  
 WBE 0%  
 MBE 0%

#### Contractor

SBE TBD  
 Local TBD  
 WBE TBD  
 MBE TBD

### FUNDING



### FINANCIAL SUMMARY

	Project Budget	Committed	% Committed	Paid To Date
	A	B	C=B/A	D
Design	\$300,000	\$71,440	23.81%	\$3,175
Construction	\$1,100,000	\$0	0.00%	\$0
<b>TOTAL</b>	<b>\$1,400,000</b>	<b>\$71,440</b>	<b>5.10%</b>	<b>\$3,175</b>

### NOTES

The project is in the study phase to determine a more precise work scope. The project is funded for design (\$300k) in FY22 and for construction (\$1.1m) in FY24.



# Monthly Infrastructure Sales Tax Project Report

## Large Cap Projects

Data Date: 04/20/2023

Report Date: 04/30/2023

### DESCRIPTION/TEAM

### SCOPE

### PHOTO

**Project Title:** Summit Blvd. over C-51 Canal (934201)

Project Number: 1693  
 BCC District: 03  
 Delivery Method: Design CCNA  
 Category: B08-Bridge Replacements  
 Status: Design  
 Designer: Consor Engineers, LLC  
 Contractor: TBD  
 Project Manager: Maroun Azzi

This project will replace an existing bridge that was built over 50 years ago. The project will improve traffic safety (lane widths, bike lanes, sidewalks, etc.) and improve drainage and embankment/slope protection. The project will also add a left turn lane servicing the adjacent school on the NE quadrant.



### SCHEDULE SUMMARY

	Original	Actual
Project Start	3/1/2022	3/1/2022
Consultant Procurement Finish	12/1/2022	12/1/2022
Design Start	4/1/2023	3/14/2023
Design Complete	6/1/2026	
Permit Application	1/1/2025	
Permit Issued	6/1/2026	
Construction Start	12/1/2026	
Construction Complete	1/1/2029	

### PARTICIPATION

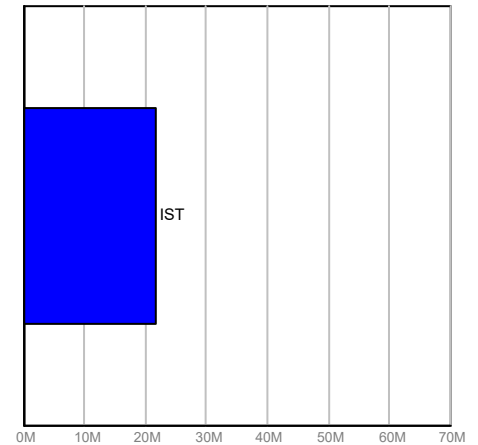
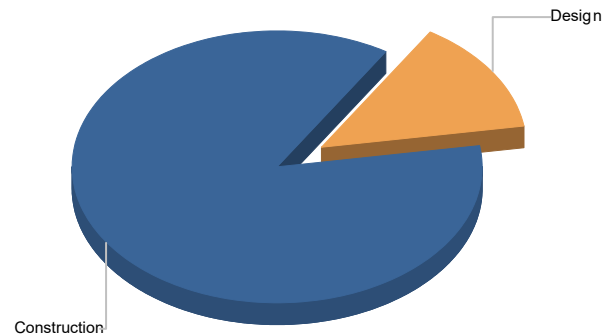
#### Consultant

SBE 40%  
 Local 100%  
 WBE 0%  
 MBE 0%

#### Contractor

SBE TBD  
 Local TBD  
 WBE TBD  
 MBE TBD

### FUNDING



### FINANCIAL SUMMARY

	Project Budget	Committed	% Committed	Paid To Date
	A	B	C=B/A	D
Design	\$3,000,000	\$770,185	25.67%	\$12,941
Construction	\$18,863,000	\$0	0.00%	\$0
<b>TOTAL</b>	<b>\$21,863,000</b>	<b>\$770,185</b>	<b>3.52%</b>	<b>\$12,941</b>

### NOTES

The project is funded for design (\$3m) in FY22 and for construction (\$18.863m) in FY27. Design is ongoing (0% complete).





# Monthly Infrastructure Sales Tax Project Report

## Large Cap Projects

Data Date: 04/20/2023

Report Date: 04/30/2023

### DESCRIPTION/TEAM

### SCOPE

### PHOTO

**Project Title:** Seminole Colony east (Okeechobee/Military)  
**Project Number:** 1694  
**BCC District:** 07  
**Delivery Method:** Design CCNA  
**Category:** D04-Drainage Improvements  
**Status:** Design  
**Designer:** Masse Consulting Services  
**Contractor:** TBD  
**Project Manager:** Will Carey

The project will include drainage improvements along Seminole Colony East (Spafford Avenue, Scott Avenue, Indian Road, and Gardenia Street) just north of Okeechobee Boulevard.



### SCHEDULE SUMMARY

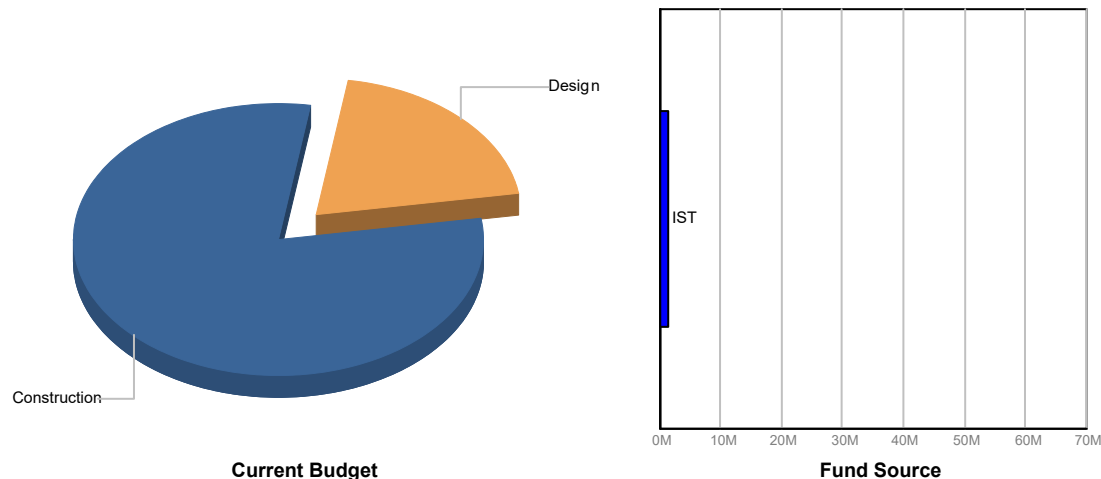
	Original	Actual
Design Start	4/1/2023	4/1/2023
Design Complete	12/1/2024	
Construction Bid Date	3/1/2025	
Construction Start	7/1/2025	
Construction Complete	7/1/2026	

### PARTICIPATION

**Consultant**  
 SBE 94.6%  
 Local 100%  
 WBE 0%  
 MBE 74.5%

**Contractor**  
 SBE TBD  
 Local TBD  
 WBE TBD  
 MBE TBD

### FUNDING



### FINANCIAL SUMMARY

	Project Budget	Committed	% Committed	Paid To Date
	A	B	C=B/A	D
Design	\$300,000	\$294,430	98.14%	\$880
Construction	\$1,200,000	\$258	0.02%	\$258
<b>TOTAL</b>	<b>\$1,500,000</b>	<b>\$294,688</b>	<b>19.65%</b>	<b>\$1,138</b>

### NOTES

Design is ongoing (0% complete). The project is funded for design (\$300k) in FY22 and for construction (\$1.2m) in FY24.



# Monthly Infrastructure Sales Tax Project Report

## Large Cap Projects

Data Date: 04/20/2023

Report Date: 04/30/2023

### DESCRIPTION/TEAM

### SCOPE

### PHOTO

**Project Title:** Palmetto Park Rd. from Glades Rd. to Crawford Blvd.  
**Project Number:** 1697  
**BCC District:** Multiple  
**Delivery Method:** Annual Construction Contract  
**Category:** R04-Resurfacing  
**Status:** Construction  
**Designer:** N/A  
**Contractor:** Ranger Construction Industries, Inc.  
**Project Manager:** Thomas Coppini

Resurfacing 10 miles (51.8 lane miles) of Palmetto Park Road from Glades Road to Crawford Boulevard (SW 3rd Ave.)

Note: There is a pending 5 Yr. Road Program project in FY22 to improve Palmetto Park Road from Military Trail to I-95 that will include resurfacing the existing pavement. There is also an ongoing 5 Yr. Road Program project to replace the bridge over the E-4 (El Rio) Canal (with scheduled completion date in 2023).  
 FY 2022 IST \$4,800,000



### SCHEDULE SUMMARY

	Original	Actual
Milling and Pavement Complete	9/1/2022	
ADA (Curb/Cut Ramps) Complete	12/1/2022	
Traffic Striping Complete	12/1/2022	
Traffic Loops Complete	3/1/2023	

### PARTICIPATION

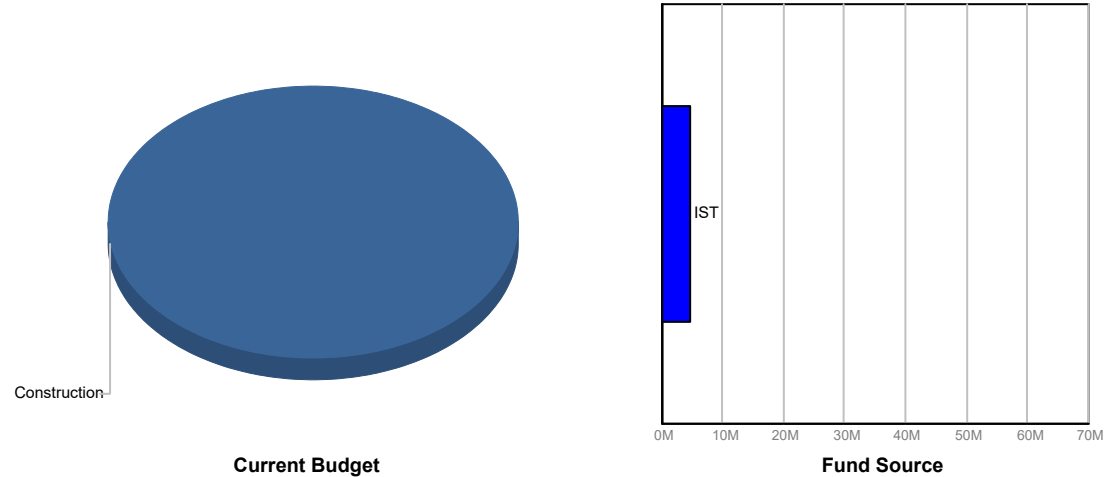
#### Consultant

SBE N/A  
 Local N/A  
 WBE N/A  
 MBE N/A

#### Contractor

SBE 15%  
 Local 100%  
 WBE 0%  
 MBE 0%

### FUNDING



### FINANCIAL SUMMARY

	Project Budget	Committed	% Committed	Paid To Date
	A	B	C=B/A	D
Construction	\$4,800,000	\$4,794,434	99.88%	\$3,644,312
<b>TOTAL</b>	<b>\$4,800,000</b>	<b>\$4,794,434</b>	<b>99.88%</b>	<b>\$3,644,312</b>

### NOTES

Outstanding work includes milling and paving, updating ADA ramps, restriping the road, and replacing traffic loops.

Resurfacing and striping are complete for over 7 miles from Glades Road to Military Trail. Waiting on other projects along Palmetto to coordinate any additional repaving efforts.



# Monthly Infrastructure Sales Tax Project Report

## Large Cap Projects

Data Date: 04/20/2023

Report Date: 04/30/2023

### DESCRIPTION/TEAM

**Project Title:** Lake Lytal Aquatic Center Replace Public Aquatic Facility  
**Project Number:** 17218  
**BCC District:** 03  
**Delivery Method:** Construction Management at Risk  
**Category:** A02-Aquatic Facility Repair and Replacement  
**Status:** Design  
**Designer:** Harvard Jolly, Inc.  
**Contractor:** Kauffman Lynn  
**Project Manager:** Mitchell Silverman

### SCOPE

The project entails constructing a new multi-phase Aquatic Complex mainly on undeveloped land along Kirk Rd. within Lake Lytal Park. The existing Pool Facility is to be demolished once the new aquatic center is opened to the public. The major components of the new Aquatic Complex will be a 70 Meter competition pool with dive well, a family water play area, 6-lane warm-up pool, flow riders, slides and building amenities such as restrooms, lockers, concession stand.

FY 2017 IST - \$4,000,000  
 FY 2018 IST - \$2,000,000  
 FY 2023 IST - \$6,152,500

### PHOTO



### SCHEDULE SUMMARY

	Original	Actual
Project Start	4/19/2018	4/19/2018
Design Start (Master Plan)	7/10/2018	7/10/2018
Design Start (Aquatic Center)	11/20/2018	5/1/2023
Construction Start	7/1/2019	
Substantial Completion	7/1/2020	
Project Completion	9/1/2020	

### PARTICIPATION

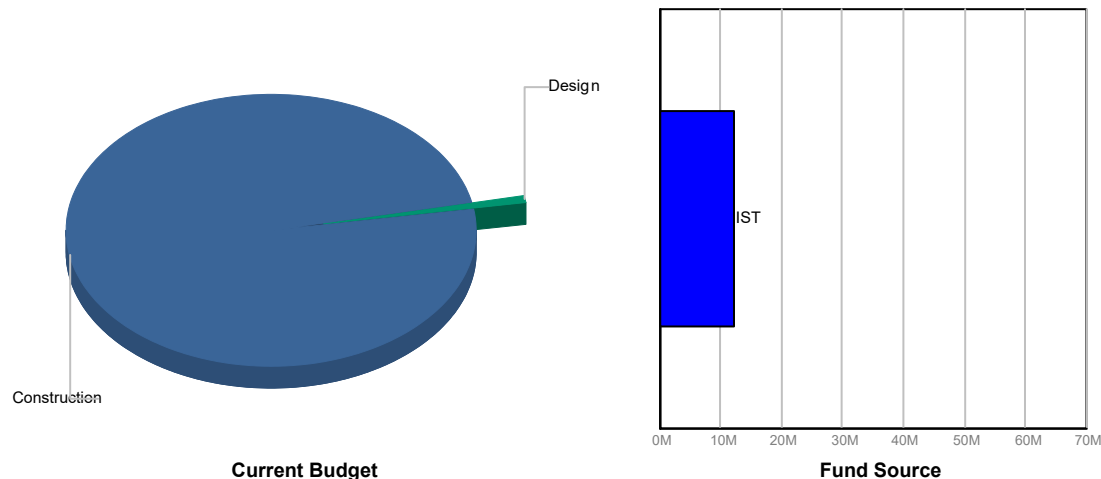
**Consultant**

- SBE 30%
- Local 100%
- WBE N/A
- MBE 0%

**Contractor**

- SBE 24.66%
- Local 0%
- WBE 0%
- MBE 0%

### FUNDING



### FINANCIAL SUMMARY

	Project Budget	Committed	% Committed	Paid To Date
	A	B	C=B/A	D
Design	\$112,902	\$326,114	288.85%	\$294,122
Construction	\$12,039,598	\$1,024,073	8.51%	\$24,151
Furniture, Fixtures & Equipment	\$0	\$0	0.00%	\$0
Other	\$0	\$37,316	0.00%	\$37,316
Contingency	\$0	\$0	0.00%	\$0
<b>TOTAL</b>	<b>\$12,152,500</b>	<b>\$1,387,503</b>	<b>11.42%</b>	<b>\$355,589</b>

### NOTES

SFWMD has concerns with the use of two different floodplain elevations for the credit due. Alan Gerwig has ongoing discussions with SFWMD and will convey a solution to PBC in a meeting scheduled for 5/9. CM GMP phases as follows: Preconstruction - Task Order #1, Phase 1: Tree relocation GMP, Phase 2: Civil/Site work GMP, Phase 3: Aquatic Center vertical construction. CM site mobilization will commence on August 1 in preparation for phase 2 Site Development. ERM permit approval is in process. CM submitted GMP for phase 1.




# Monthly Infrastructure Sales Tax Project Report

## Large Cap Projects

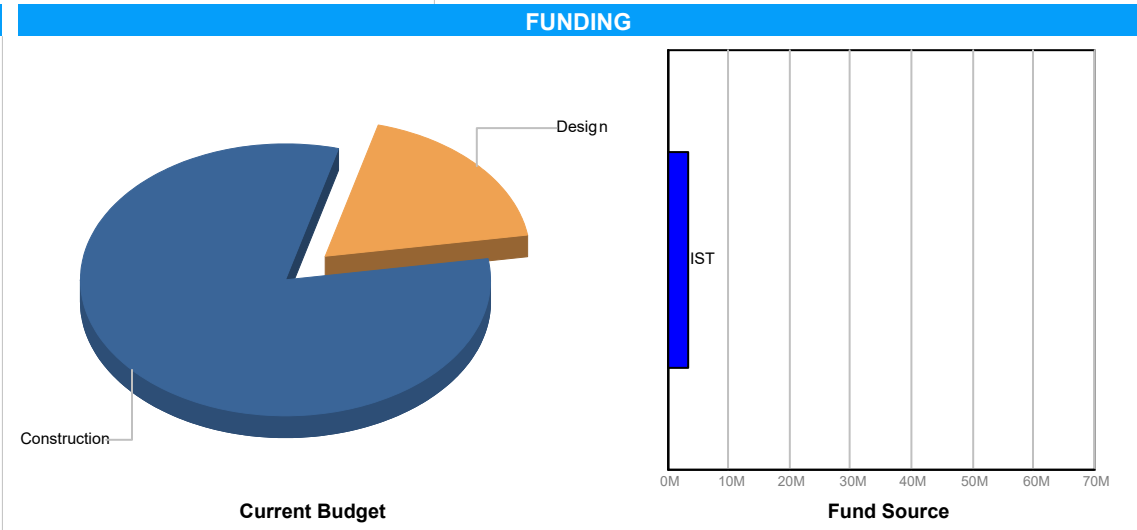
Data Date: 04/20/2023

Report Date: 04/30/2023

DESCRIPTION/TEAM	SCOPE	PHOTO
<p><b>Project Title:</b> Lantana Rd. from Hagen Ranch Rd. to I-95</p> <p>Project Number: 1731</p> <p>BCC District: Multiple</p> <p>Delivery Method: Annual Construction Contract</p> <p>Category: R04-Resurfacing</p> <p>Status: Design</p> <p>Designer: Mock, Roos &amp; Associates</p> <p>Contractor: TBD</p> <p>Project Manager: Darren Prainito</p>	<p>Resurfacing 5.5 miles (33 lane miles) of Lantana Road from Hagen Ranch Road to I-95.</p> <p>FY2022 IST \$3,280,000</p>	

SCHEDULE SUMMARY		
	Original	Actual
Drainage Repairs Complete	12/1/2023	
Milling and Pavement Complete	6/1/2024	
ADA (Curb/Cut Ramps) Complete	9/1/2024	
Traffic Striping Complete	8/1/2024	
Traffic Loops Complete	12/1/2024	

PARTICIPATION	
<b>Consultant</b>	
SBE	N/A
Local	N/A
WBE	N/A
MBE	N/A
<b>Contractor</b>	
SBE	15%
Local	100%
WBE	0%
MBE	0%



FINANCIAL SUMMARY				
	Project Budget	Committed	% Committed	Paid To Date
	A	B	C=B/A	D
Design	\$600,000	\$0	0.00%	\$0
Construction	\$2,680,000	\$6,070	0.23%	\$6,070
<b>TOTAL</b>	<b>\$3,280,000</b>	<b>\$6,070</b>	<b>0.19%</b>	<b>\$6,070</b>

**NOTES**

Drainage infrastructure study underway to determine scope of drainage repairs. Outstanding work includes drainage repairs, milling and paving, updating ADA ramps, restriping the road, and replacing traffic loops.



# Monthly Infrastructure Sales Tax Project Report

## Large Cap Projects

Data Date: 04/20/2023

Report Date: 04/30/2023

### DESCRIPTION/TEAM

### SCOPE

### PHOTO

**Project Title:** Military Trail from Palmetto to Clint Moore  
**Project Number:** 1780  
**BCC District:** 04  
**Delivery Method:** Annual Construction Contract  
**Category:** R04-Resurfacing  
**Status:** Construction  
**Designer:** N/A  
**Contractor:** Ranger  
**Project Manager:** Darren Prainito

Resurfacing 4.2 miles (25.2 lane miles) of Military Trail from Palmetto Park Road to Clint Moore Road.  
 FY2022 IST \$3,100,000



### SCHEDULE SUMMARY

	Original	Actual
Milling and Pavement Complete	2/1/2023	
ADA (Curb/Cut Ramps) Complete	6/1/2023	
Traffic Striping Complete	4/1/2023	
Traffic Loops Complete	6/1/2023	

### PARTICIPATION

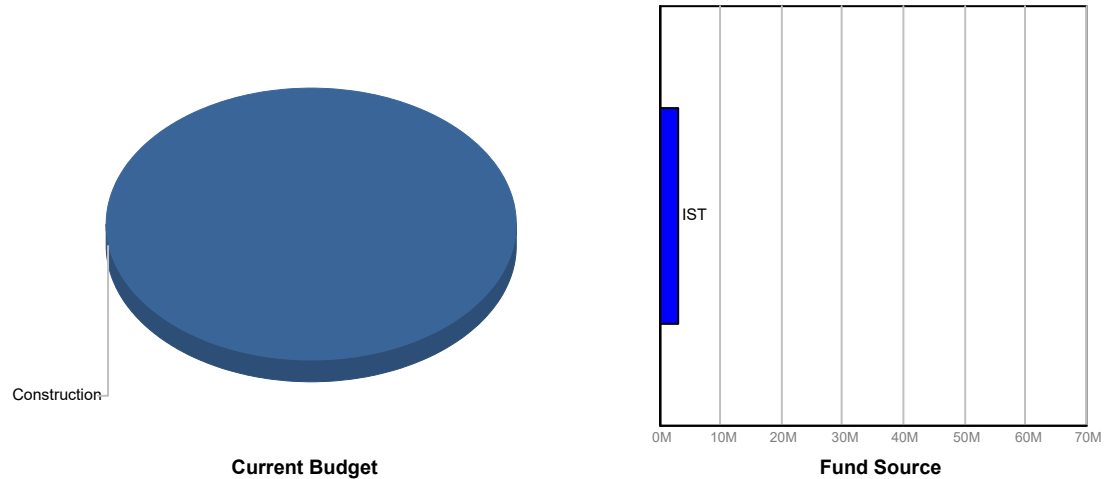
#### Consultant

SBE N/A  
 Local N/A  
 WBE N/A  
 MBE N/A

#### Contractor

SBE 15%  
 Local 100%  
 WBE 0  
 MBE 0

### FUNDING



### FINANCIAL SUMMARY

	Project Budget	Committed	% Committed	Paid To Date
	A	B	C=B/A	D
Construction	\$3,100,000	\$2,556,737	82.48%	\$850,334
<b>TOTAL</b>	<b>\$3,100,000</b>	<b>\$2,556,737</b>	<b>82.48%</b>	<b>\$850,334</b>

### NOTES

Outstanding work includes milling and paving, updating ADA ramps, restriping the road, and replacing traffic loops.

This resurfacing project will be phased due to other ongoing work improvements within this Military Trail area. The repaving from Yamato Road to Clint Moore is complete. The scheduled dates have been revised to depict the delay due to coordination with other competing work along the corridor.



# Monthly Infrastructure Sales Tax Project Report

## Large Cap Projects

Data Date: 04/20/2023

Report Date: 04/30/2023

### DESCRIPTION/TEAM

### SCOPE

### PHOTO

**Project Title:** Courthouse Buildout and Renovations

Project Number: B592  
 BCC District: CW  
 Delivery Method: CMAR  
 Category: J02-Judicial  
 Status: Design  
 Designer: Leo A. Daly  
 Contractor: TBD  
 Project Manager: Rich Avery

Improvement of approximately 100,000 square feet of unfinished interior space upon floors one, seven and eight of the Judge Daniel T.K. Hurley Courthouse in downtown West Palm Beach, as well as other incidental interior improvements. All improvements will implement the Palm Beach County Judicial Facilities Master Plan Update.

IST funding consists of:  
 \$8,000,000 in FY 2022,  
 \$24,500,000 in FY 2023  
 \$31,308,437 in FY 2023,  
 \$3,000,000 Impact Fees  
 Total of \$66,808,437.



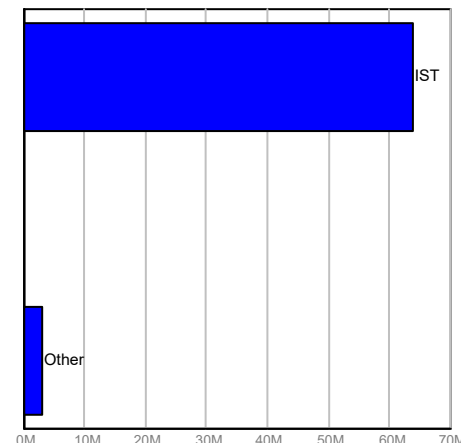
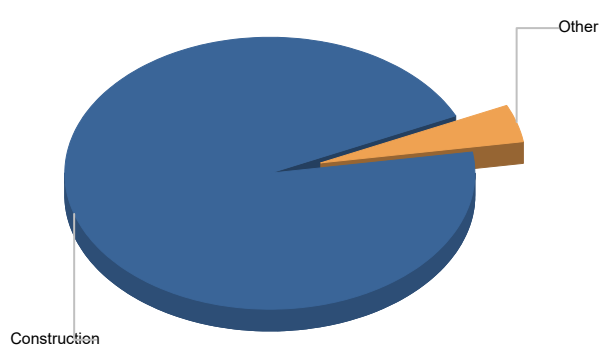
### SCHEDULE SUMMARY

	Original	Actual
Design Contract Issued	6/7/2022	6/7/2022
Design Commencement	6/17/2022	6/17/2022
Design Completion		

### PARTICIPATION

- Consultant**
- SBE 25%
  - Local 100%
  - WBE 100%
  - MBE 100%
- Contractor**
- SBE TBD
  - Local TBD
  - WBE TBD
  - MBE TBD

### FUNDING



### FINANCIAL SUMMARY

	Project Budget	Committed	% Committed	Paid To Date
	A	B	C=B/A	D
Construction	\$63,808,437	\$0	0.00%	\$0
Other	\$3,000,000	\$1,771,846	59.06%	\$45,658
<b>TOTAL</b>	<b>\$66,808,437</b>	<b>\$1,771,846</b>	<b>2.65%</b>	<b>\$45,658</b>

### NOTES

The preconstruction services scope and fee continue to be negotiated with the Weitz Company. The preliminary floor plans for the buildout are complete and need to be vetted with FDO management and the Court partners. Once complete, the AE's sub-consultants will be released for schematic design.



# Monthly Infrastructure Sales Tax Project Report

## Large Cap Projects

Data Date: 04/20/2023

Report Date: 04/30/2023

### DESCRIPTION/TEAM

### SCOPE

### PHOTO

**Project Title:** Lake Worth West Substation

Provide dedicated office(s) within the HRC2 building (project-19220) for PBSO field personnel's use. Additional interior improvements include a multipurpose room for PBSO training purposes and HRC/community programming, as well as restrooms, circulation area, and other incidental improvements.



Project Number: B607  
 BCC District: Multiple  
 Delivery Method: Construction Manager at Risk  
 Category: S06-Sheriff - FDO  
 Status: Construction  
 Designer: Ohlson Lavoie Collaborative  
 Contractor: D Stephenson  
 Project Manager: Sunil Jagoo

FY 2019 IST \$1,213,460

### SCHEDULE SUMMARY

### PARTICIPATION

### FUNDING

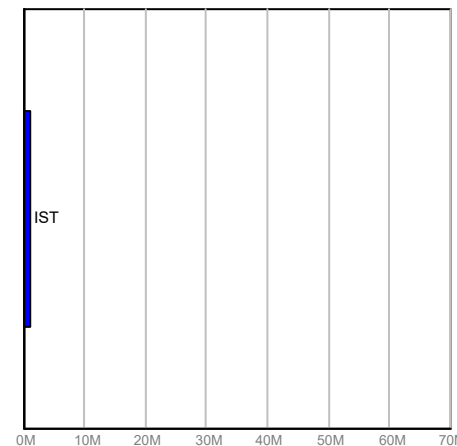
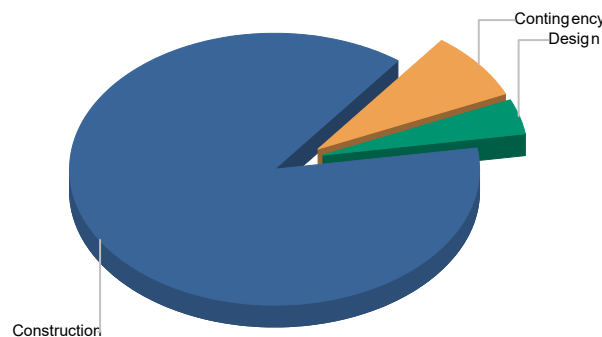
Original	Actual
Please Refer to Central County Resource	

#### Consultant

SBE TBD  
 Local TBD  
 WBE TBD  
 MBE TBD

#### Contractor

SBE TBD  
 Local TBD  
 WBE TBD  
 MBE TBD



Current Budget

Fund Source

### FINANCIAL SUMMARY

### NOTES

	Project Budget	Committed	% Committed	Paid To Date
	A	B	C=B/A	D
Design	\$50,000	\$2,227	4.45%	\$2,227
Construction	\$1,063,460	\$1,085,373	102.06%	\$1,085,374
Contingency	\$100,000	\$0	0.00%	\$0
<b>TOTAL</b>	<b>\$1,213,460</b>	<b>\$1,087,601</b>	<b>89.63%</b>	<b>\$1,087,601</b>

Please refer to the Central County Resource Center report for current status and material project updates.



# Monthly Infrastructure Sales Tax Project Report

## Large Cap Projects

Data Date: 04/20/2023

Report Date: 04/30/2023

### DESCRIPTION/TEAM

### SCOPE

### PHOTO

**Project Title:** PBSO District 1 Substation and Marine Unit  
**Project Number:** B665  
**BCC District:** 02  
**Delivery Method:** CMAR  
**Category:** S06-Sheriff - FDO  
**Status:** Permitting  
**Designer:** Song & Associates  
**Contractor:** Kaufman Lynn  
**Project Manager:** TBA

Construction of an approximately 28,000 square foot facility and site improvements to accommodate the relocation of PBSO District 1 from PBSO Headquarters as well as the relocation of the PBSO Marine Unit from the County's Cherry Road Complex property. The subject site is approximately 5.75 acres and located on the west side of Jog Road approximately 1,000 feet south of Belvedere Road.



### SCHEDULE SUMMARY

	Original	Actual
Submit DRO Application	8/3/2020	8/3/2020
Submit for Permits	3/18/2022	5/6/2022
Construction Complete	10/31/2023	
PBSO Turn Over	11/30/2023	

### PARTICIPATION

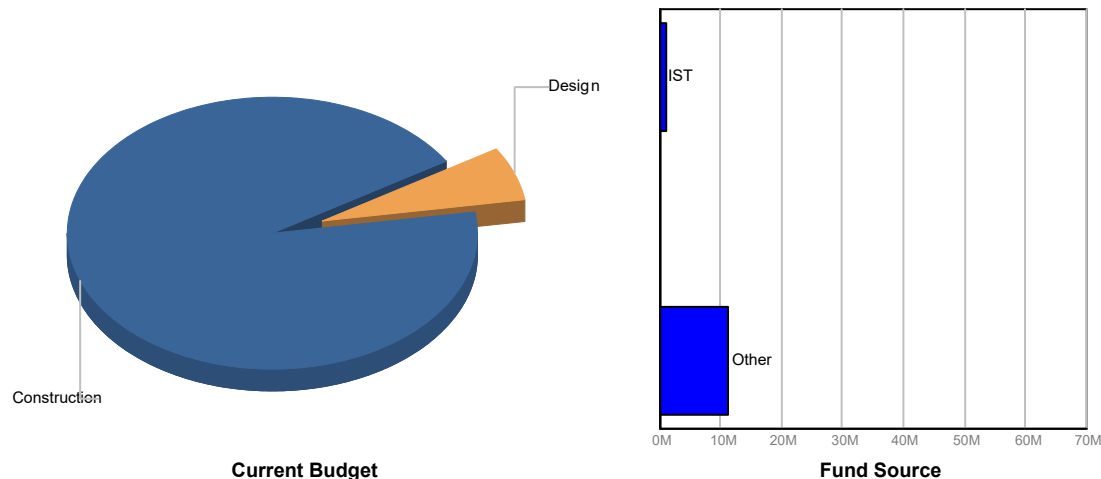
**Consultant**

- SBE 77.4%
- Local 100%
- WBE 77.4%
- MBE 77.4%

**Contractor**

- SBE 25%
- Local 100%
- WBE 0%
- MBE 0%

### FUNDING



### FINANCIAL SUMMARY

	Project Budget	Committed	% Committed	Paid To Date
	A	B	C=B/A	D
Design	\$777,565	\$0	0.00%	\$0
Construction	\$11,525,435	\$0	0.00%	\$0
<b>TOTAL</b>	<b>\$12,303,000</b>	<b>\$0</b>	<b>0.00%</b>	<b>\$0</b>

### NOTES

Revisions toward receipt of the Building Permit have been submitted to the Building Division for review. Permits with other agencies having jurisdiction remain in progress. Kaufman Lynn is finalizing its Guaranteed Maximum Price (GMP) to support contract award by the BCC at an upcoming meeting. New PM TBD. IST funding in the amount of \$1M was allocated in FY2022, and we will be relied upon to support the project construction phase.





# Monthly Infrastructure Sales Tax Project Report

## Large Cap Projects

Data Date: 04/20/2023

Report Date: 04/30/2023

### DESCRIPTION/TEAM

### SCOPE

### PHOTO

**Project Title:** Housing Units for Homeless, Extremely Low Income, & Low Income  
**Project Number:** Q001  
**BCC District:** CW  
**Delivery Method:** TBD  
**Category:** H02-Housing  
**Status:** Varies  
**Designer:** Varies  
**Contractor:** Varies  
**Project Manager:** Varies

This project involves the delivery of housing units for use as temporary or longer term affordable housing for homeless and special populations.  
  
 This Project is funded in:  
 FY 2017 - FY 2026 for \$2,550,000 each year for a total of \$25,500,000.



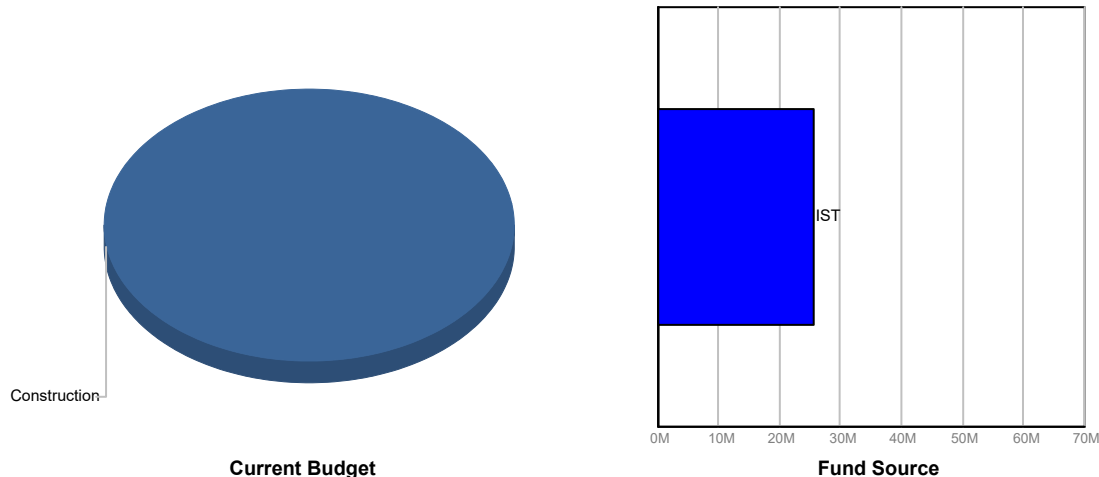
### SCHEDULE SUMMARY

	Original	Actual
Project Start	9/1/2017	9/1/2017
Project Completion		

### PARTICIPATION

- Consultant**
- SBE VARIES
  - Local VARIES
  - WBE VARIES
  - MBE VARIES
- Contractor**
- SBE VARIES
  - Local VARIES
  - WBE VARIES
  - MBE VARIES

### FUNDING



### FINANCIAL SUMMARY

	Project Budget	Committed	% Committed	Paid To Date
	A	B	C=B/A	D
Design	\$0	\$12,138	0.00%	\$12,138
Construction	\$25,500,000	\$9,131,883	35.81%	\$816,653
Furniture, Fixtures & Equipment	\$0	\$0	0.00%	\$0
Other	\$0	\$50,674	0.00%	\$50,674
Contingency	\$0	\$0	0.00%	\$0
<b>TOTAL</b>	<b>\$25,500,000</b>	<b>\$9,194,695</b>	<b>36.06%</b>	<b>\$879,466</b>

### NOTES

This Project will fund multiple projects over a 10-year period per the direction provided by BCC on September 26, 2017, and February 26, 2019. The Cottage Homes pilot project by the WPB Housing Authority (\$6,073,458.06) broke ground on January 19, 2023 and construction is ongoing. The BCC approved an allocation of \$1M toward the renovation of a non-congregate shelter in Pahokee on Sept. 15, 2020 (\$621,000 expended). A \$2.5M allocation to the Belle Glade Housing Authority for the improvement of 534 housing units in Belle Glade was approved by the BCC on November 1, 2022 and work is ongoing.



# Monthly Infrastructure Sales Tax Project Report

## Large Cap Projects

Data Date: 04/20/2023

Report Date: 04/30/2023

### DESCRIPTION/TEAM

### SCOPE

### PHOTO

**Project Title: Countywide ADA Renovations**

Project Number: Q002  
 BCC District: CW  
 Delivery Method: Annual Contract  
 Category: G02-General Government Facilities  
 Status: Construction  
 Designer: Colome' and Associates  
 Contractor: Varies  
 Project Manager: Varies

Renovate multiple public facility restrooms to meet ADA requirements. The following locations are planned for renovation:  
 Delray Health Clinic ADA Restrooms @ \$250K FY2017  
 Lantana Health Clinic ADA Restrooms @ \$275K FY2022  
 Lantana Health Clinic ADA Service Counter @ \$16K FY2022  
 Jupiter Health Clinic ADA Restrooms @ \$64K FY2022  
 West County Administration Building (aka Glades Office Building) ADA Improvements @ \$245K FY2022 and \$450K FY2023

This Project is funded in:  
 FY 2017 \$250,000 FY 2024 \$700,000  
 FY 2022 \$600,000 FY 2025 \$539,000  
 FY 2023 \$450,000



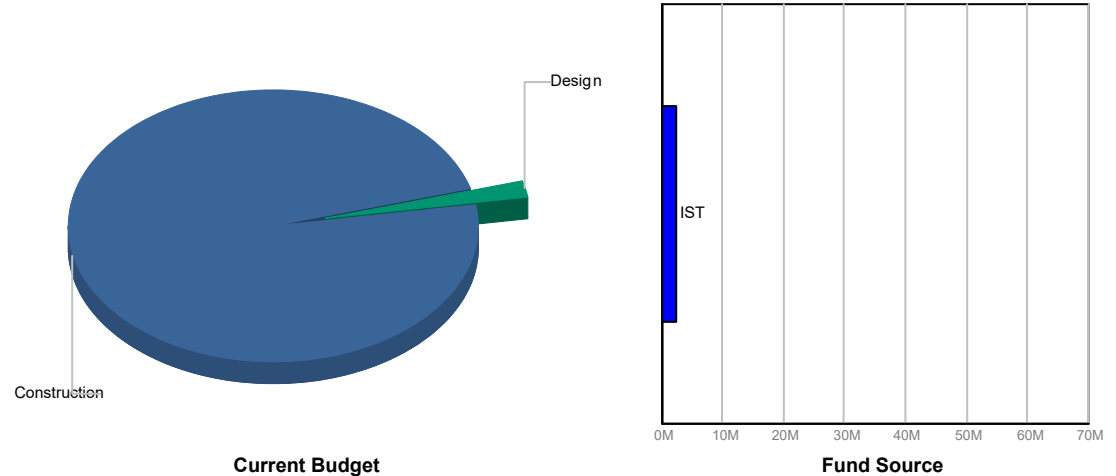
### SCHEDULE SUMMARY

	Original	Actual
Delray Health Start	7/27/2017	7/27/2017
Delray Health Finish	12/21/2018	10/24/2022
Lantana Health Start	7/7/2017	7/7/2017
Lantana Health Finish	4/8/2018	
Lantana Health (Counters) Start	11/24/2020	11/24/2020
Lantana Health (Counters) Finish		
Jupiter Health Start	12/22/2020	12/22/2020
Jupiter Health Finish		
West County Admin Start	6/22/2022	6/1/2023
West County Admin Finish		

### PARTICIPATION

- Consultant**
- SBE Varies
  - Local Varies
  - WBE Varies
  - MBE Varies
- Contractor**
- SBE Varies
  - Local Varies
  - WBE Varies
  - MBE Varies

### FUNDING



### FINANCIAL SUMMARY

	Project Budget	Committed	% Committed	Paid To Date
	A	B	C=B/A	D
Design	\$50,000	\$312,493	624.99%	\$52,926
Construction	\$2,489,000	\$380,776	15.30%	\$292,169
Furniture, Fixtures & Equipment	\$0	\$0	0.00%	\$0
Other	\$0	\$1,339	0.00%	\$1,339
Contingency	\$0	\$0	0.00%	\$0
<b>TOTAL</b>	<b>\$2,539,000</b>	<b>\$694,607</b>	<b>27.36%</b>	<b>\$346,434</b>

### NOTES

Delray Health; Closed. Lantana Health; Construction continues on Customer Service Counter, and the permit application is pending. First-floor restrooms at 90% completion. Second-floor restrooms are pending completion of the first floor. Updating supplement to allow for additional time. Jupiter Health; CSA is scheduled agenda item at the 5/2/23 BCC meeting. West County Administration Building; A revised conceptual ROM estimate was received from Colome & Associates which indicates a construction value of over \$4M. Project will require an RFP for design and construction.



# Monthly Infrastructure Sales Tax Project Report

## Large Cap Projects

Data Date: 04/20/2023

Report Date: 04/30/2023

### DESCRIPTION/TEAM

### SCOPE

### PHOTO

**Project Title:** Vehicle Replacement

This project funds the replacement of PBSO public safety vehicles and related equipment (other than radios), tools and/or services.

Project Number: Q007  
 BCC District: Multiple  
 Delivery Method: Direct Purchase  
 Category: S04-Sheriff  
 Status: Construction  
 Designer: N/A  
 Contractor: N/A  
 Project Manager: Isami Ayala-Collazo

FY 18 Funds: \$3,650,513  
 FY 19 Funds: \$3,650,513  
 FY 20 Funds: \$3,650,514  
 FY 24 Funds: \$1,669,963



### SCHEDULE SUMMARY

### PARTICIPATION

### FUNDING

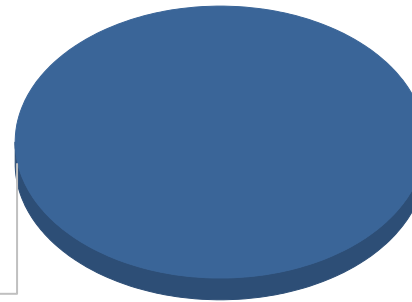
	Original	Actual
1 Project Start	10/1/2018	5/1/2018
2 Project Completion	9/30/2024	

#### Consultant

- SBE N/A
- Local N/A
- WBE N/A
- MBE N/A

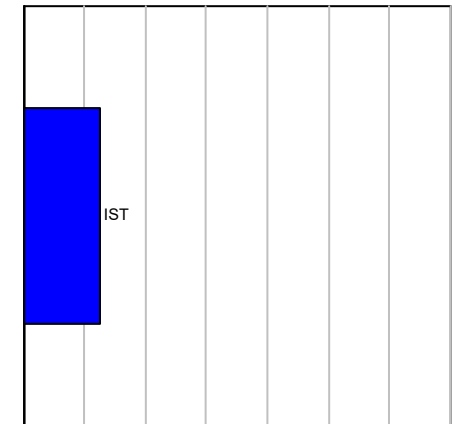
#### Contractor

- SBE N/A
- Local N/A
- WBE N/A
- MBE N/A



Furniture, Fixtures & Equipment

Current Budget



Fund Source

### FINANCIAL SUMMARY

### NOTES

	Project Budget	Committed	% Committed	Paid To Date
	A	B	C=B/A	D
Furniture, Fixtures & Equipment	\$12,621,503	\$10,951,540	86.77%	\$10,951,540
Other	\$0	\$0	0.00%	\$0
<b>TOTAL</b>	<b>\$12,621,503</b>	<b>\$10,951,540</b>	<b>86.77%</b>	<b>\$10,951,540</b>

Prioritization, identification and cost of specific assets are determined by the Sheriff's Office with administration support being performed by FD&O through a Project Funding Agreement with the County.



# Monthly Infrastructure Sales Tax Project Report

## Large Cap Projects

Data Date: 04/20/2023

Report Date: 04/30/2023

### DESCRIPTION/TEAM

### SCOPE

### PHOTO

**Project Title:** Animal Care & Control

Project Number: Q008  
 BCC District: 02  
 Delivery Method: Construction Manager at Risk  
 Category: G02-General Government Facilities  
 Status: Design  
 Designer: PGAL  
 Contractor: Wharton-Smith  
 Project Manager: Rich Avery

The Animal Care & Control Renovation & Expansion project for the Belvedere Rd. campus includes: renovations to existing buildings for improved functionality; possible replacement of non-air conditioned kennel buildings with air-conditioned kennel buildings pending evaluation, pricing and approval; and the creation of new spaces necessary to facilitate current and future projected operational needs. The cost of the project includes cost-estimating services necessary in order to validate the project scope, which was derived jointly by FDO & the ACC Division via a needs assessment and programming document, as well as interim arrangements to sustain continuous operations during construction. Funding: FY 2019 IST \$6,000,000 FY 2020 IST \$7,000,000 FY 2025 IST \$35,289,104



### SCHEDULE SUMMARY

	Original	Actual
PROGRAMMING	10/1/2018	10/1/2018
Commence Design Comparative Study	7/24/2019	7/24/2019
Design Start	2/3/2020	12/2/2020
Construction Start	12/1/2020	
Substantial Completion	7/3/2023	

### PARTICIPATION

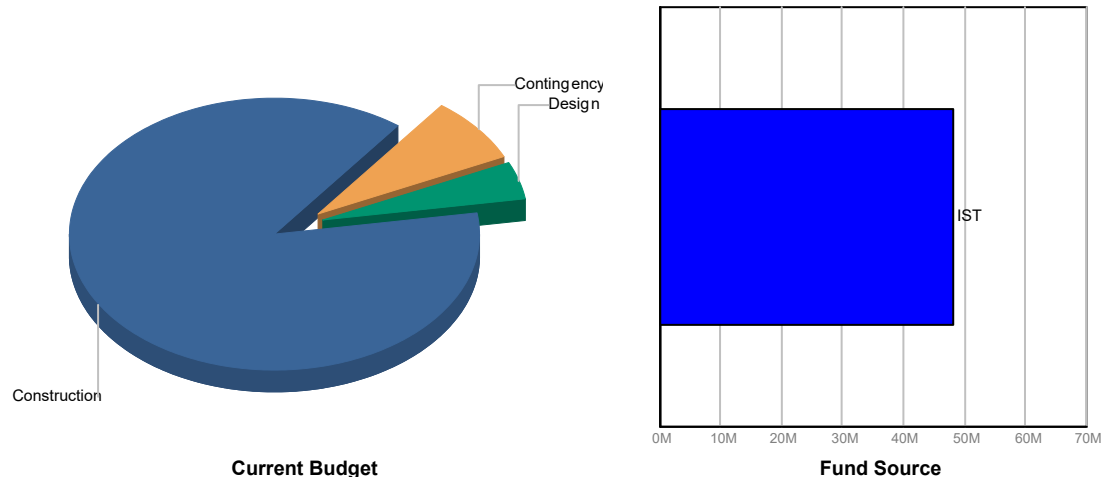
**Consultant**

SBE 20%  
 Local 100%  
 WBE N/A  
 MBE N/A

**Contractor**

SBE 13.04%  
 Local 13.04%  
 WBE 13.04%  
 MBE 13.04%

### FUNDING



### FINANCIAL SUMMARY

	Project Budget	Committed	% Committed	Paid To Date
	A	B	C=B/A	D
Design	\$2,100,000	\$882,713	42.03%	\$876,943
Construction	\$42,409,104	\$625,369	1.47%	\$582,935
Contingency	\$3,780,000	\$0	0.00%	\$0
<b>TOTAL</b>	<b>\$48,289,104</b>	<b>\$1,508,082</b>	<b>3.12%</b>	<b>\$1,459,877</b>

### NOTES

The design has been completed through 100% DD. The Phasing plan to be included with the 100% DD is being resolved. Once completed, the AE will provide a presentation to the staff.



# Monthly Infrastructure Sales Tax Project Report

## Large Cap Projects

Data Date: 04/20/2023

Report Date: 04/30/2023

### DESCRIPTION/TEAM

### SCOPE

### PHOTO

**Project Title:** Central County Housing Resource Center  
**Project Number:** Q009  
**BCC District:** 03  
**Delivery Method:** Construction Manager at Risk  
**Category:** H02-Housing  
**Status:** Construction  
**Designer:** Ohlson Lavoie Collaborative  
**Contractor:** D Stephenson  
**Project Manager:** Sunil Jagoo

The Homeless Resource Center 2 (HRC 2) is to provide an effective Crisis Response System that provides immediate and easy access to safe and decent temporary shelter to County residents that need it and aims to re-house people as quickly as possible while receiving wrap-around social services. The facility will compliment the County's existing Senator Philip D. Lewis Center in West Palm Beach and will consist of approximately 19,000 square feet to support 74 client beds, dining and service delivery/office areas, restrooms, laundry facilities, an intake lobby, and other incidental interior and exterior improvements. Co-located within the facility will be the improvements identified in the IST Project Plan titled PBSO Lake Worth West Substation. FY 2019 IST \$5,700,000 FY 2022 IST \$9,243,697



### SCHEDULE SUMMARY

	Original	Actual
Program Development	11/1/2017	11/1/2017
Public Outreach	2/1/2019	2/1/2019
Design Team Solicitation	5/1/2019	9/30/2020
CM Solicitation	9/1/2019	11/26/2019
Schematic Design	11/11/2019	1/31/2020
Design Development	5/1/2020	9/28/2020
Construction Documents	10/1/2020	2/23/2021
Permitting	1/1/2021	11/1/2021
Construction Commencement	6/1/2021	5/10/2022
CO/Substantial Completion	9/1/2022	
Occupancy	10/3/2022	

### PARTICIPATION

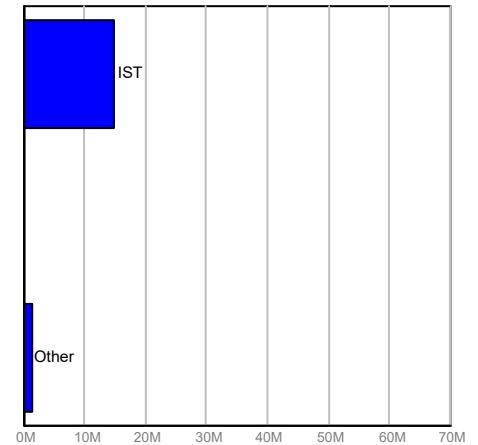
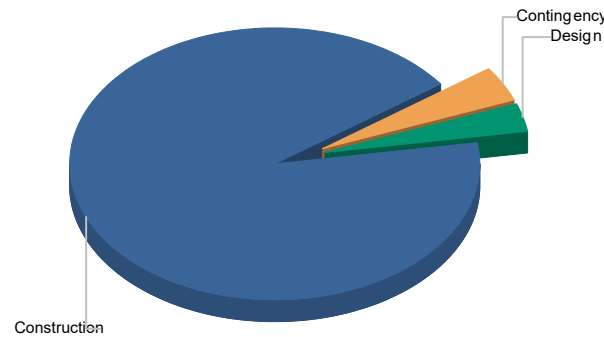
**Consultant**

- SBE 0%
- Local 25%
- WBE 0%
- MBE 0%

**Contractor**

- SBE N/A
- Local 100%
- WBE 6.9%
- MBE 22.4%

### FUNDING



Current Budget

Fund Source

### FINANCIAL SUMMARY

	Project Budget	Committed	% Committed	Paid To Date
	A	B	C=B/A	D
Design	\$550,000	\$110,582	20.11%	\$108,581
Construction	\$15,118,540	\$12,732,066	84.21%	\$5,243,227
Contingency	\$700,000	\$0	0.00%	\$0
<b>TOTAL</b>	<b>\$16,368,540</b>	<b>\$12,842,648</b>	<b>78.46%</b>	<b>\$5,351,808</b>

### NOTES

Drywall is continuing to be hung, tiling in the bathrooms, painting the exterior, site work for the stabilization of the parking lot and fitness path, and fitness concrete slabs were poured. MEP installation continues within the interior. A delay notice stated that the Main Electrical Distribution Panel (MDP) delivery date will be delayed from March 6th to June 9th, 2023. Contractor is looking into alternatives at this time.



# Monthly Infrastructure Sales Tax Project Report

## Large Cap Projects

Data Date: 04/20/2023

Report Date: 04/30/2023

### DESCRIPTION/TEAM

### SCOPE

### PHOTO

**Project Title:** South County Administrative Complex

Project Number: Q010  
 BCC District: 07  
 Delivery Method: Varies  
 Category: G02-General Government Facilities  
 Status: Design  
 Designer: Varies  
 Contractor: Varies  
 Project Manager: Eric McClellan

This project funds essential Renewal and Replacement (R&R) needs to sustain the continuous operation of this 40+ year old complex prior to its future redevelopment. As such there is no defined scope of work. Any funds remaining at such time that redevelopment is funded would be utilized toward professional design services for the redevelopment. Funding includes \$3M each in FY 2020 and FY 2021, for a total of \$6M.



### SCHEDULE SUMMARY

Original	Actual
N/A. See notes for current activity.	

### PARTICIPATION

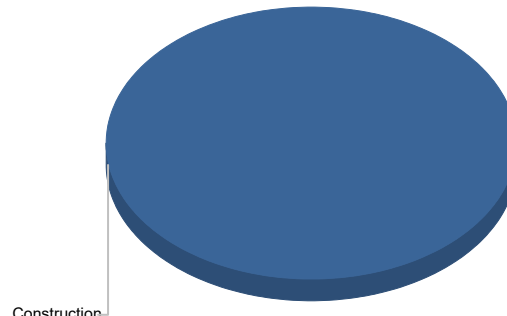
#### Consultant

- SBE Varies
- Local Varies
- WBE Varies
- MBE Varies

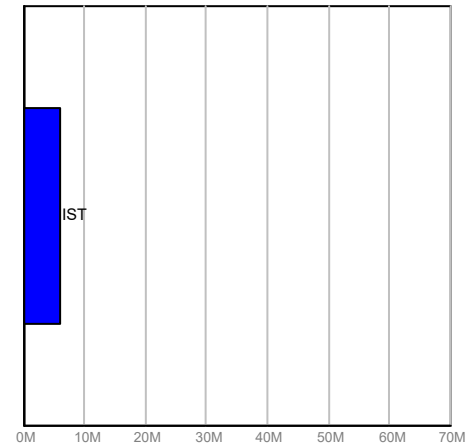
#### Contractor

- SBE Varies
- Local Varies
- WBE Varies
- MBE Varies

### FUNDING



Current Budget



Fund Source

### FINANCIAL SUMMARY

	Project Budget	Committed	% Committed	Paid To Date
	A	B	C=B/A	D
Construction	\$6,000,000	\$1,188,950	19.82%	\$338,323
Other	\$0	\$26,372	0.00%	\$20,898
<b>TOTAL</b>	<b>\$6,000,000</b>	<b>\$1,215,322</b>	<b>20.26%</b>	<b>\$359,222</b>

### NOTES

Paved vehicular surfaces throughout the complex are in need of R&R and work is approaching. Other work is also occurring on an as-needed basis to sustain operations. Zyscovich, LLC was competitively selected to provide professional master site planning, programming, investigation design, interior space planning, engineering, permitting and construction administration services for site redevelopment. The needs assessment is currently in progress and will continue until all user responses and interviews have been completed.



# Monthly Infrastructure Sales Tax Project Report

## Large Cap Projects

Data Date: 04/20/2023

Report Date: 04/30/2023

### DESCRIPTION/TEAM

### SCOPE

### PHOTO

**Project Title:** Government Center  
Renewal/Replacement

**Project Number:** Q011

**BCC District:** 02

**Delivery Method:** Construction Manager at Risk

**Category:** G02-General Government Facilities

**Status:** Design

**Designer:** Netta Architects

**Contractor:** The Weitz Company LLC

**Project Manager:** Jeffrey Halverson

This project includes but is not limited to upgrades and replacement of select building finishes and systems including security, HVAC, plumbing, fire alarm, fire sprinkler, electrical, low voltage, lighting, flooring and paint. The scope of the project will additionally include a building conditions assessment, program evaluation study, interior space planning and layout improvements. The proposed renovations to the Robert Weisman Governmental Center are designed to increase the functionality of key areas within the facility and bring the building up to current County standards.

FY2022 IST \$8,000,000 FY2023 IST \$14,000,000 FY2024 IST \$10,000,000 FY2025 \$11,000,000  
FY2026 IST \$15,000,000 FY2027 IST \$11,500,000



### SCHEDULE SUMMARY

	Original	Actual
CM RFP Proposals Due	12/2/2021	12/2/2021
CM Shortlist Meeting	1/19/2022	3/15/2022
Design RFP Final Selection	11/8/2021	9/30/2021
Structural Assessment	1/31/2023	
Building Construction Assesment	6/1/2023	
Life Cycle Analysis	11/1/2023	

### PARTICIPATION

#### Consultant

SBE 33%

Local 100%

WBE 100%

MBE 100%

#### Contractor

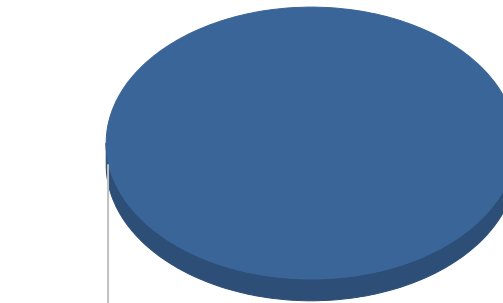
SBE TBD

Local TBD

WBE TBD

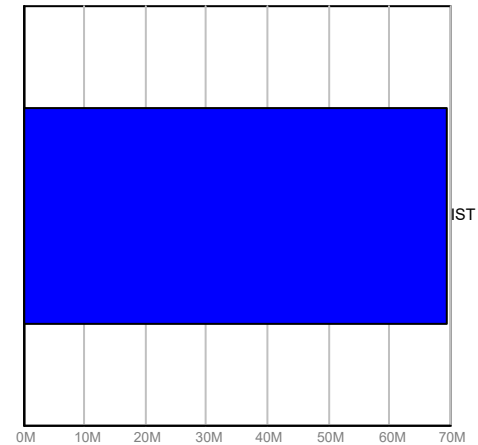
MBE TBD

### FUNDING



Construction

Current Budget



Fund Source

### FINANCIAL SUMMARY

	Project Budget	Committed	% Committed	Paid To Date
	A	B	C=B/A	D
Construction	\$69,500,000	\$260,143	0.37%	\$114,995
<b>TOTAL</b>	<b>\$69,500,000</b>	<b>\$260,143</b>	<b>0.37%</b>	<b>\$114,995</b>

### NOTES

Netta Arch's proposal for the Building Condition Assessment and Life Cycle Cost Analysis has been reviewed with adjustments, and programming work will be forwarded to BCC for award. The results of the BCA will provide the data needed for the Life Cycle Cost Analysis. Then the LCCA and the programming phase findings can be forwarded to BCC for review and approval. The Weitz Company has prepared a supporting scope to assist with the BCA. That scope is approved, and a work order is being prepared for FDO approval.



# Monthly Infrastructure Sales Tax Project Report

## Large Cap Projects

Data Date: 04/20/2023

Report Date: 04/30/2023

DESCRIPTION/TEAM	SCOPE	PHOTO
<p><b>Project Title:</b> In car cameras</p> <p>Project Number: Q016            BCC District: CW            Delivery Method: Direct Purchase            Category: S04-Sheriff            Status: Procurement            Designer: N/A            Contractor: N/A            Project Manager: Isami Ayala-Collazo</p>	<p>This project funds the purchase of PBSO, in-car and integrated body-worn cameras, and related devices and services.</p> <p>FY 23 Funds: \$10,951,540</p>	

SCHEDULE SUMMARY	PARTICIPATION	FUNDING						
<table border="1"> <thead> <tr> <th></th> <th>Original</th> <th>Actual</th> </tr> </thead> <tbody> <tr> <td>N/A</td> <td></td> <td></td> </tr> </tbody> </table>		Original	Actual	N/A			<p><b>Consultant</b></p> <ul style="list-style-type: none"> <li>SBE N/A</li> <li>Local N/A</li> <li>WBE N/A</li> <li>MBE N/A</li> </ul> <p><b>Contractor</b></p> <ul style="list-style-type: none"> <li>SBE N/A</li> <li>Local N/A</li> <li>WBE N/A</li> <li>MBE N/A</li> </ul>	<div style="text-align: center;"> <p><b>Current Budget</b></p> </div> <div style="text-align: center;"> <p><b>Fund Source</b></p> </div>
	Original	Actual						
N/A								

FINANCIAL SUMMARY				
	Project Budget	Committed	% Committed	Paid To Date
	A	B	C=B/A	D
Construction	\$0	\$0	0.00%	\$0
Other	\$10,951,540	\$0	0.00%	\$0
<b>TOTAL</b>	<b>\$10,951,540</b>	<b>\$0</b>	<b>0.00%</b>	<b>\$0</b>

**NOTES**

Prioritization, identification and cost of specific assets are determined by the Sheriff's Office with administration support being performed by FD&O through a Project Funding Agreement with the County.





# Monthly Infrastructure Sales Tax Project Report

## Large Cap Projects

Data Date: 04/20/2023

Report Date: 04/30/2023

### DESCRIPTION/TEAM

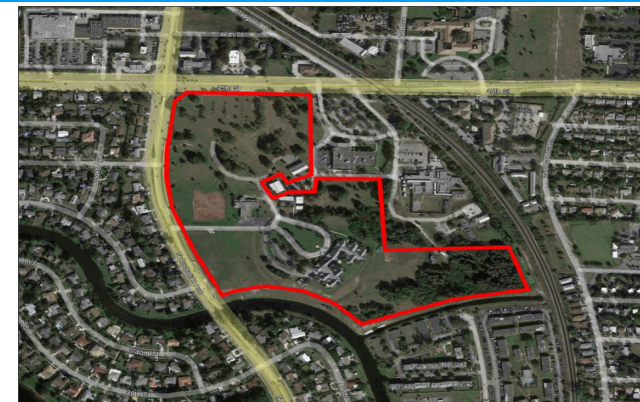
### SCOPE

### PHOTO

**Project Title: 810 Datura Building Replacement**

Project Number: Q018  
 BCC District: 07  
 Delivery Method: CMAR  
 Category: G02-General Government Facilities  
 Status: Design  
 Designer: Alfonso Hernandez Architect, LLC  
 Contractor: TBD  
 Project Manager: Mitch Silverman

This project relocates the Community Services Department from 810 Datura Street to the County's 45th Street Complex. The result will be a modern office building to replace the existing facility which is 50+ years old, providing adequate space for services and programs into the future.  
 FY 2023 - \$2,600,000  
 FY 2025 - \$5,000,000  
 FY 2026 - \$21,260,000



### SCHEDULE SUMMARY

### PARTICIPATION

### FUNDING

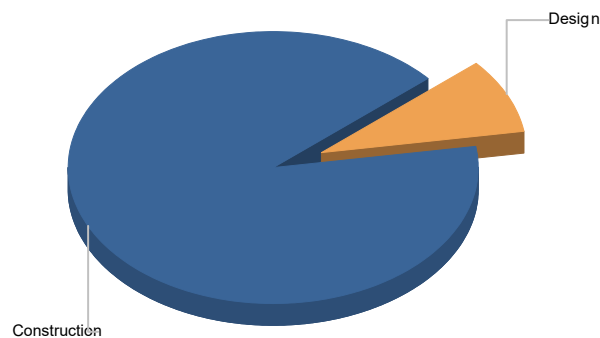
	Original	Actual
Project Start	10/1/2024	2/9/2022
Programming	5/15/2023	
Design		
Construction Commencement		
Construction Completion		

#### Consultant

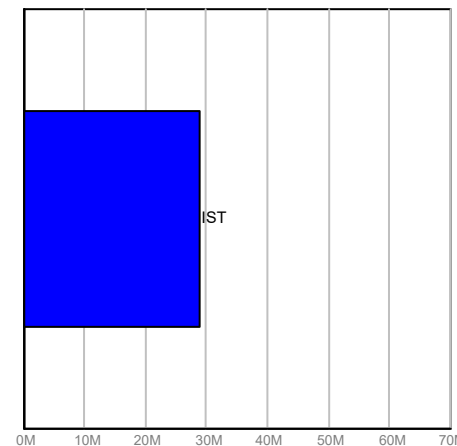
SBE TBD  
 Local TBD  
 WBE TBD  
 MBE TBD

#### Contractor

SBE TBD  
 Local TBD  
 WBE TBD  
 MBE TBD



Current Budget



Fund Source

### FINANCIAL SUMMARY

### NOTES

	Project Budget	Committed	% Committed	Paid To Date
	A	B	C=B/A	D
Design	\$2,600,000	\$0	0.00%	\$0
Construction	\$26,260,000	\$2,332,870	8.88%	\$20,868
<b>TOTAL</b>	<b>\$28,860,000</b>	<b>\$2,332,870</b>	<b>8.08%</b>	<b>\$20,868</b>

In response to a Development and Conveyance Agreement approved by the BCC on 8/23/2022 that commits the 810 Datura Street property to the University of Florida, design must immediately commence. Competitive Selection resulted in the recommendation of Alfonso Hernandez Architect, LLC. An advance of \$2.6M to commence design received BCC approval. Programming and survey work are now in progress.



# Monthly Infrastructure Sales Tax Project Report

## Large Cap Projects

Data Date: 04/20/2023

Report Date: 04/30/2023

### DESCRIPTION/TEAM

### SCOPE

### PHOTO

**Project Title:** Detention Center Facilities R/R (Phases 3-5)  
**Project Number:** Q019  
**BCC District:** 03  
**Delivery Method:** Construction Management  
**Category:** S06-Sheriff - FDO  
**Status:** Construction  
**Designer:** Leo A. Daly  
**Contractor:** Hedrick Brothers Construction  
**Project Manager:** Jeffrey Halverson

Phases 3-5 consist of the East Tower and West Tower which are located at the Main Detention Center. The West Detention Center is located in Belle Glade. The design for both towers and the West Detention Center will require repairing and replacing MEP, Fire Sprinkler System, Low Voltage Systems and interior finishes.  
 Detention Center Facilities R/R (Phases 3-5)  
 FY 2018 IST \$8,500,000  
 FY 2019 IST \$14,700,000  
 FY 2020 IST \$9,800,000  
 FY 2022 IST \$10,000,000



### SCHEDULE SUMMARY

	Original	Actual
East Tower Design Start	11/12/2018	7/11/2019
East Tower Construction Start-Phase 3	10/14/2019	11/18/2020
East Tower Substantial Completion	5/11/2022	12/11/2023
West Tower Design Start-Phase 4	3/8/2022	
West Tower Construction Start-Phase 4	1/2/2024	

### PARTICIPATION

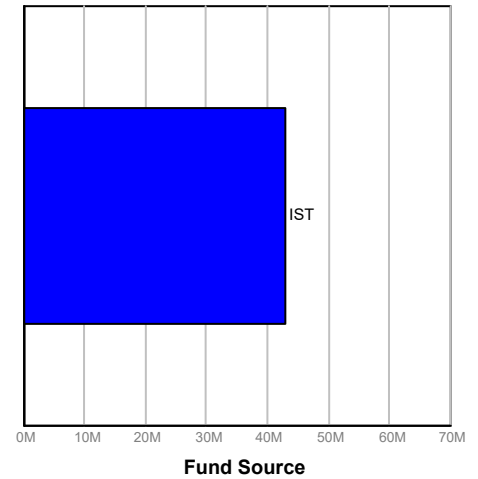
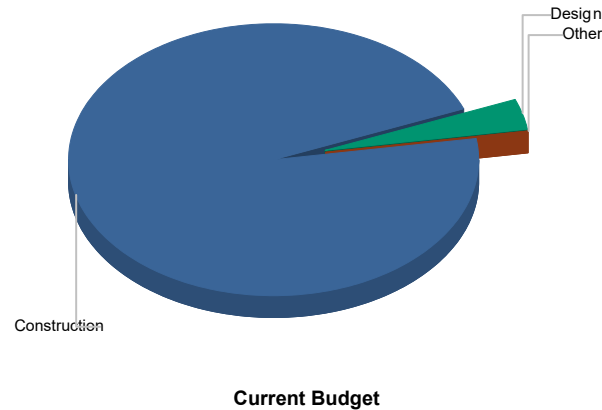
**Consultant**

- SBE 19.88%
- Local 67%
- WBE N/A
- MBE N/A

**Contractor**

- SBE 63%
- Local 84%
- WBE N/A
- MBE N/A

### FUNDING



### FINANCIAL SUMMARY

	Project Budget	Committed	% Committed	Paid To Date
	A	B	C=B/A	D
Design	\$1,500,000	\$2,060,035	137.34%	\$1,397,412
Construction	\$41,475,692	\$22,950,904	55.34%	\$18,380,986
Other	\$24,308	\$1,328,794	5,466.49%	\$952,935
Contingency	\$0	\$0	0.00%	\$0
<b>TOTAL</b>	<b>\$43,000,000</b>	<b>\$26,339,733</b>	<b>61.26%</b>	<b>\$20,731,333</b>

### NOTES

100% Plan development for phase IV is being compiled to address comments by the construction manager. Some additional review and comments are still needed with ESS. GMP for phase IV due May 2023 and permitting phase IV June-July 2023.



# Monthly Infrastructure Sales Tax Project Report

## Large Cap Projects

Data Date: 04/20/2023

Report Date: 04/30/2023

### DESCRIPTION/TEAM

### SCOPE

### PHOTO

**Project Title:** West Boynton Park Athletic Field Renovations Sports Turf  
**Project Number:** T002  
**BCC District:** 02  
**Delivery Method:** TBD  
**Category:** A06-Athletic Field Renovations  
**Status:** Design  
**Designer:** Florida Transportation Engineering  
**Contractor:** TBD  
**Project Manager:** Stuart Patterson

Replacement of existing grass field turf with synthetic turf on multi-purpose field 1 & 2.  
**Funded:**  
 FY 2017 \$2,000,000  
 FY 2018 (\$1,011,658)  
 FY 2022 \$1,196,658



### SCHEDULE SUMMARY

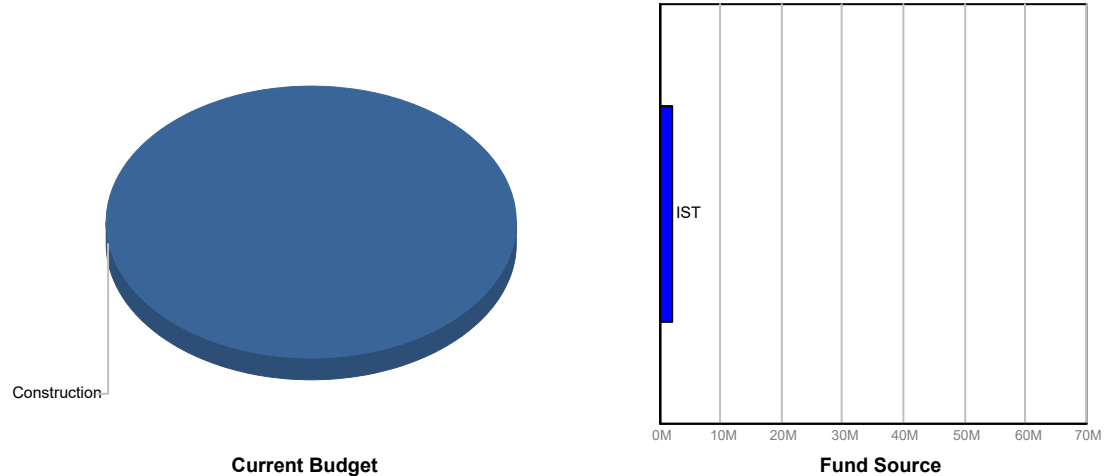
	Original	Actual
Begin Existing Site Surveys	1/29/2020	1/29/2020
Complete Existing Site Surveys	6/30/2020	3/9/2020
Finalization of Existing Site Surveys	8/30/2020	10/16/2020
Design RFP Proposals Due	9/4/2020	9/10/2020
Design RFP Final Selection	10/29/2020	10/29/2020
Consultant Contract Issuance	12/14/2020	4/20/2021
Design Completion	12/31/2021	
Turf Supplier RFP Proposal Due	4/30/2022	

### PARTICIPATION

**Consultant**  
 SBE 25%  
 Local 25%  
 WBE 0%  
 MBE 6.13%

**Contractor**  
 SBE TBD  
 Local TBD  
 WBE TBD  
 MBE TBD

### FUNDING



### FINANCIAL SUMMARY

	Project Budget	Committed	% Committed	Paid To Date
	A	B	C=B/A	D
Design	\$0	\$178,760	0.00%	\$69,686
Construction	\$2,185,000	\$18,889	0.86%	\$18,889
Furniture, Fixtures & Equipment	\$0	\$0	0.00%	\$0
Other	\$0	\$459	0.00%	\$459
Contingency	\$0	\$0	0.00%	\$0
<b>TOTAL</b>	<b>\$2,185,000</b>	<b>\$198,108</b>	<b>9.07%</b>	<b>\$89,033</b>

### NOTES

FDO Director recently declared that construction/CM RFP method will be addressed as a single, project specific contract to cover all (9) parks and associated fields. Pre-proposal meeting held on 5/4/2023; proposals are due 6/6/2023. Fields design documents to be 100% prior to CM award. Design & schedule meetings being held on 1st Wednesday of each month.



# Monthly Infrastructure Sales Tax Project Report

## Large Cap Projects

Data Date: 04/20/2023

Report Date: 04/30/2023

### DESCRIPTION/TEAM

### SCOPE

### PHOTO

**Project Title:** Buttonwood Park

Project Number: T003  
 BCC District: 03  
 Delivery Method: TBD  
 Category: A06-Athletic Field Renovations  
 Status: Design  
 Designer: Florida Transportation Engineering  
 Contractor: TBD  
 Project Manager: Stuart Patterson

Replacement of existing grass field turf with synthetic turf on multi-purpose field 2 & 3  
 Funded:  
 FY 2017 \$1,500,000  
 FY 2018 (\$1,488,342)  
 FY 2021 \$900,000  
 FY 2022 \$1,963,342



### SCHEDULE SUMMARY

	Original	Actual
Begin Existing Site Surveys	1/29/2020	1/29/2020
Complete Existing Site Surveys	8/30/2020	5/18/2021
Finalization of Existing Site Surveys	8/30/2020	8/23/2021
Design RFP Proposals Due	9/4/2020	9/10/2020
Consultant Contract Issuance	12/14/2020	4/20/2021
Design Completion	12/31/2021	
Turf Supplier RFP Proposal Due	4/30/2022	

### PARTICIPATION

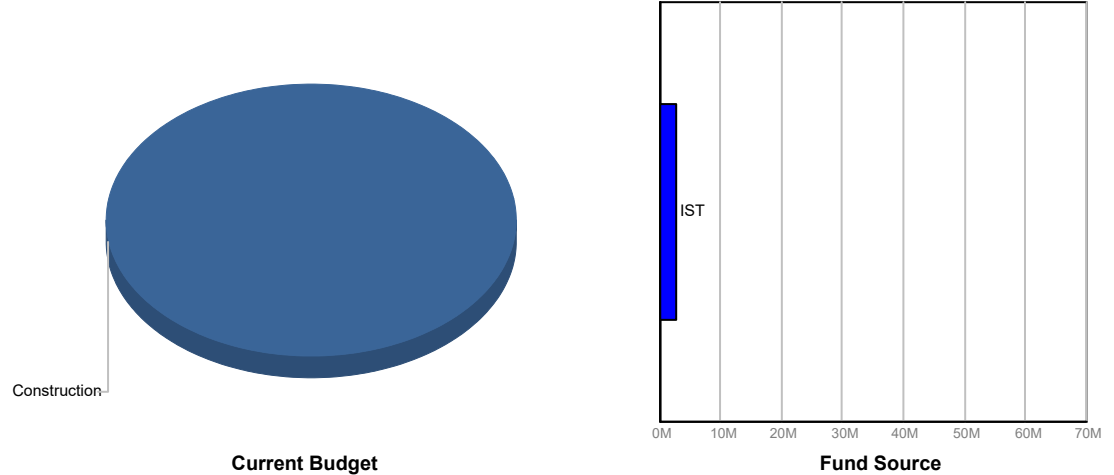
**Consultant**

SBE 25%  
 Local 25%  
 WBE 0%  
 MBE 6.13%

**Contractor**

SBE TBD  
 Local TBD  
 WBE TBD  
 MBE TBD

### FUNDING



### FINANCIAL SUMMARY

	Project Budget	Committed	% Committed	Paid To Date
	A	B	C=B/A	D
Design	\$0	\$190,543	0.00%	\$78,293
Construction	\$2,875,000	\$39,195	1.36%	\$39,195
Furniture, Fixtures & Equipment	\$0	\$0	0.00%	\$0
Other	\$0	\$12,458	0.00%	\$12,458
Contingency	\$0	\$0	0.00%	\$0
<b>TOTAL</b>	<b>\$2,875,000</b>	<b>\$242,197</b>	<b>8.42%</b>	<b>\$129,946</b>

### NOTES

Due to the current and foreseeable issues with construction materials, turf design has been slowed, with a revised anticipated completion in Spring 2023. FDO Director recently declared that construction/CM RFP method will be addressed as a single, project specific contract to cover all (9) parks and associated fields. CM RFP pre-proposal meeting to be held 5/4/2023, and proposals are due 6/6/2023. Design & schedule meetings being held on 1st Wednesday of each month.




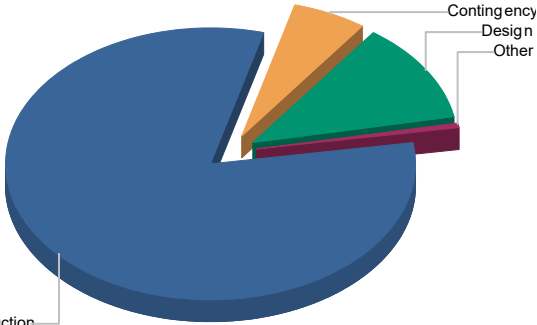
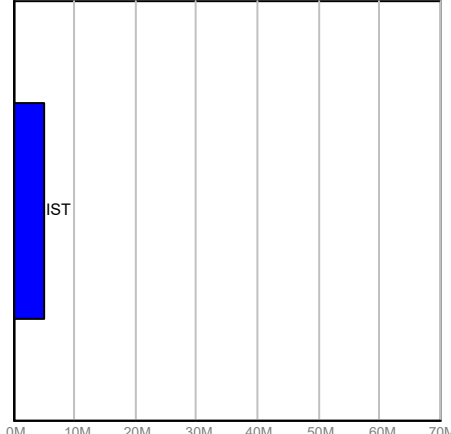
# Monthly Infrastructure Sales Tax Project Report

## Large Cap Projects

Data Date: 04/20/2023

Report Date: 04/30/2023

DESCRIPTION/TEAM	SCOPE	PHOTO
<p><b>Project Title: Community Park - New Development</b></p> <p>Project Number: T004            BCC District: Multiple            Delivery Method: Varies            Category: N02-New Park Development            Status: Varies            Designer: Varies            Contractor: Varies            Project Manager: Varies</p>	<p>Construction of neighborhood park facilities for underserved Countywide Community Revitalization Team (CCRT) areas.</p> <p>FY 2017 IST: \$1,000,000            FY 2021 IST: \$4,900,000            FY 2022 IST: (\$3,900,000)            FY 2024 IST: \$3,000,000</p>	

SCHEDULE SUMMARY	PARTICIPATION	FUNDING						
<table border="1"> <thead> <tr> <th></th> <th style="text-align: center;">Original</th> <th style="text-align: center;">Actual</th> </tr> </thead> <tbody> <tr> <td>Varies by location. Work ongoing</td> <td></td> <td></td> </tr> </tbody> </table>		Original	Actual	Varies by location. Work ongoing			<p><b>Consultant</b></p> <ul style="list-style-type: none"> <li>SBE Varies</li> <li>Local Varies</li> <li>WBE Varies</li> <li>MBE Varies</li> </ul> <p><b>Contractor</b></p> <ul style="list-style-type: none"> <li>SBE Varies</li> <li>Local Varies</li> <li>WBE Varies</li> <li>MBE Varies</li> </ul>	<div style="display: flex; justify-content: space-around;"> <div style="text-align: center;">  <p><b>Current Budget</b></p> </div> <div style="text-align: center;">  <p><b>Fund Source</b></p> </div> </div>
	Original	Actual						
Varies by location. Work ongoing								

FINANCIAL SUMMARY				
	Project Budget	Committed	% Committed	Paid To Date
	A	B	C=B/A	D
Design	\$590,000	\$631,708	107.07%	\$313,323
Construction	\$4,082,035	\$142,687	3.50%	\$84,347
Furniture, Fixtures & Equipment	\$0	\$0	0.00%	\$0
Other	\$32,965	\$33,190	100.68%	\$33,190
Contingency	\$295,000	\$0	0.00%	\$0
<b>TOTAL</b>	<b>\$5,000,000</b>	<b>\$807,585</b>	<b>16.15%</b>	<b>\$430,859</b>

**NOTES**

Bridgeman; Construction of a .32 acre neighborhood park on a WUD parcel to serve the Belvedere Heights CCRT neighborhood within the Westgate CRA. Completed in 5/2020 with \$32,415 of IST funds. Paulette Burdick; Construction of a +/- 4 acre community park within Cam Estates CCRT neighborhood. Schematic Design received and community outreach conducted 3/25/2023. Gramercy; Construction of a +/- 11,000 sq. ft. neighborhood center and passive park. Site Plan approval obtained 3/8/2023. Permit drawings are expected to be completed in 9/2023. Project budget includes \$500 k of IST funds for design and permitting, with construction funding from a CDBG award.



# Monthly Infrastructure Sales Tax Project Report

## Large Cap Projects

Data Date: 04/20/2023

Report Date: 04/30/2023

### DESCRIPTION/TEAM

### SCOPE

### PHOTO

**Project Title:** FY2017 Sports Field Lighting Replacement  
**Project Number:** T006  
**BCC District:** Multiple  
**Delivery Method:** Sports Field Lighting Annual  
**Category:** S12-Sports Lighting Replacement  
**Status:** Construction  
**Designer:** JLRD Engineers  
**Contractor:** Grid One  
**Project Manager:** Mitch Silverman

Replacement of Sports Field Lighting at Bert Winters Park, Caloosa Park, Glades Pioneer Park, Juno South Park, Jupiter Farms Park, Okeeheliee Park, Pinewoods Park, (Burt Aaronson) South County Regional Park and Westgate Park.  
 IST FY 2017 funds: \$4,200,000.



### SCHEDULE SUMMARY

	Original	Actual
Project Start	6/29/2017	6/29/2017
Procurement (Light Fixture Vendor)	10/16/2018	10/16/2018
Procurement (Installation Contractor)	10/17/2018	5/9/2019
Final Completion	10/2/2020	11/2/2021
Bidding Package 1	11/6/2019	11/6/2019
Construction Start Package 1	2/3/2020	2/3/2020
Construction Completion Package 1	7/2/2020	8/24/2020
Bidding Package 2	2/13/2020	2/13/2020
Construction Start Package 2	5/11/2020	4/2/2020
Construction Completion Package 2	7/17/2020	4/2/2021
Bidding Package 3	3/26/2020	4/8/2022
Construction Start Package 3	6/15/2020	
Construction Completion Package 3		

### PARTICIPATION

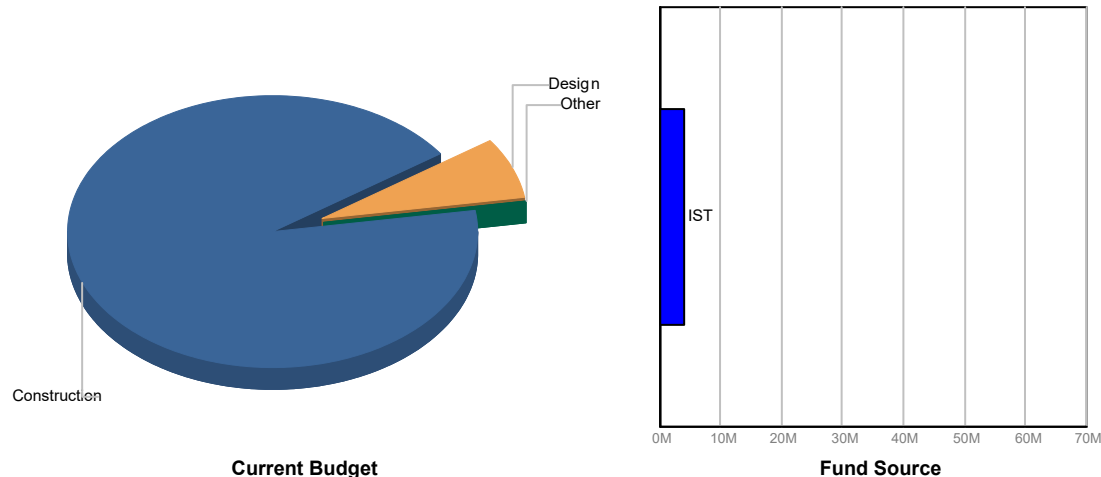
**Consultant**

- SBE 100%
- Local 100%
- WBE N/A
- MBE N/A

**Contractor**

- SBE 0%
- Local 100%
- WBE 0%
- MBE 0%

### FUNDING



### FINANCIAL SUMMARY

	Project Budget	Committed	% Committed	Paid To Date
	A	B	C=B/A	D
Design	\$299,161	\$22,383	7.48%	\$22,383
Construction	\$3,900,000	\$4,037,033	103.51%	\$3,940,518
Other	\$839	\$2,952	351.65%	\$2,952
<b>TOTAL</b>	<b>\$4,200,000</b>	<b>\$4,062,368</b>	<b>96.72%</b>	<b>\$3,965,853</b>

### NOTES

Bert Winters Ballfield 2 is the only remaining park to be completed. RFP awarded to Grid One on 1/16/23; NTP issued to CM, and Musco delivered fixtures on 2/27/2023. Permit issued. The commencement was rescheduled due to the weather.



# Monthly Infrastructure Sales Tax Project Report

## Large Cap Projects

Data Date: 04/20/2023

Report Date: 04/30/2023

### DESCRIPTION/TEAM

### SCOPE

### PHOTO

**Project Title:** FY2020 Sports Field Lighting Replacement  
**Project Number:** T010  
**BCC District:** Multiple  
**Delivery Method:** Sports Field Lighting Annual  
**Category:** S12-Sports Lighting Replacement  
**Status:** Construction  
**Designer:** JLRD Engineers  
**Contractor:** Various  
**Project Manager:** Mitch Silverman

Lake Lytal Athletic Courts, Haverhill Tennis & Racquetball Courts, BASCR Basketball Courts, Duncan Padgett Park Raquetball Courts  
 FY 2020 IST = \$1,300,000  
 FY 2021 IST = (\$100,000)  
 FY 2022 IST = (\$273,000)



### SCHEDULE SUMMARY

	Original	Actual
Project Start	6/29/2017	7/18/2019
Design Start	11/6/2020	11/6/2020
Design Completion	4/2/2021	4/2/2021
Final Completion	12/31/2022	
Bidding Package 1	6/14/2021	6/14/2021
Construction Start Package 1	2/14/2022	2/14/2022
Construction Completion Package 1		
Bidding Package 2	5/19/2022	
Construction Start Package 2		
Construction Completion Package 2		
Bidding Package 3		
Construction Start Package 3		
Construction Completion Package 3		

### PARTICIPATION

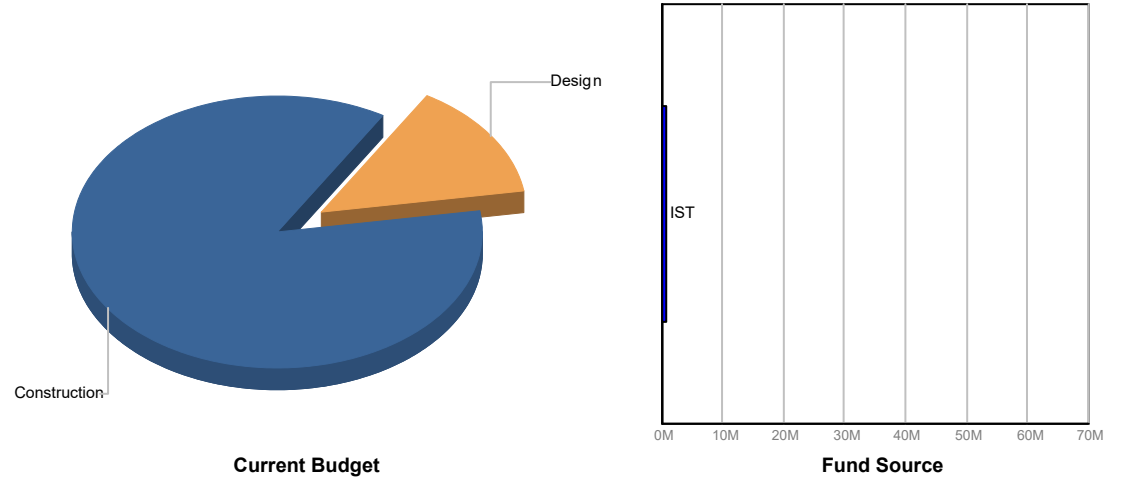
#### Consultant

SBE 100%  
 Local 100%  
 WBE N/A  
 MBE N/A

#### Contractor

SBE TBD  
 Local TBD  
 WBE TBD  
 MBE TBD

### FUNDING



### FINANCIAL SUMMARY

	Project Budget	Committed	% Committed	Paid To Date
	A	B	C=B/A	D
Design	\$130,000	\$479,384	368.76%	\$471,599
Construction	\$797,000	\$335,234	42.06%	\$315,645
<b>TOTAL</b>	<b>\$927,000</b>	<b>\$814,618</b>	<b>87.88%</b>	<b>\$787,244</b>

### NOTES

Lake Lytal Racquetball: Received JLRD design plans and is in review by CID, pending Racquetball Courts replacement (separate project). South County Basketball: Construction complete. Haverhill Tennis: Construction complete. Haverhill Racquetball- JLRD is awaiting design drawings from Song & Associates, pending Racquetball Courts replacement (separate project). Duncan Padgett Picnic Area - Awaiting project approach from Parks to proceed.



# Monthly Infrastructure Sales Tax Project Report

## Large Cap Projects

Data Date: 04/20/2023

Report Date: 04/30/2023

### DESCRIPTION/TEAM

**Project Title:** FY2021 Sports Lighting Replacement

Project Number: T011  
 BCC District: Multiple  
 Delivery Method: Sports Field Lighting Annual  
 Category: S12-Sports Lighting Replacement  
 Status: Design  
 Designer: JLRD Engineers  
 Contractor: Various  
 Project Manager: Mitch Silverman

### SCOPE

Caloosa Park Athletic Courts, Seminole Palms BF 1-8 & MPF 9-11, BASCR Tennis Courts, Carlin Park Tennis Courts, Veterans Park Tennis & Bball Courts, Dyer Park Basketball Courts, Lake Lytal Tball.

FY 2021 IST \$4,050,000.  
 FY 2022 IST (\$301,000)

### PHOTO



### SCHEDULE SUMMARY

	Original	Actual
Project Start	6/29/2017	6/29/2017
Design Start	11/6/2020	11/6/2020
Design Completion	4/2/2021	4/2/2021
Final Completion	12/31/2022	
Bidding Package 1	6/14/2021	6/14/2021
Construction Start Package 1	4/11/2022	
Construction Completion Package 1		
Bidding Package 2	6/2/2022	6/2/2022
Construction Start Package 2		
Construction Completion Package 2		
Bidding Package 3		
Construction Start Package 2		
Construction Completion Package 3		

### PARTICIPATION

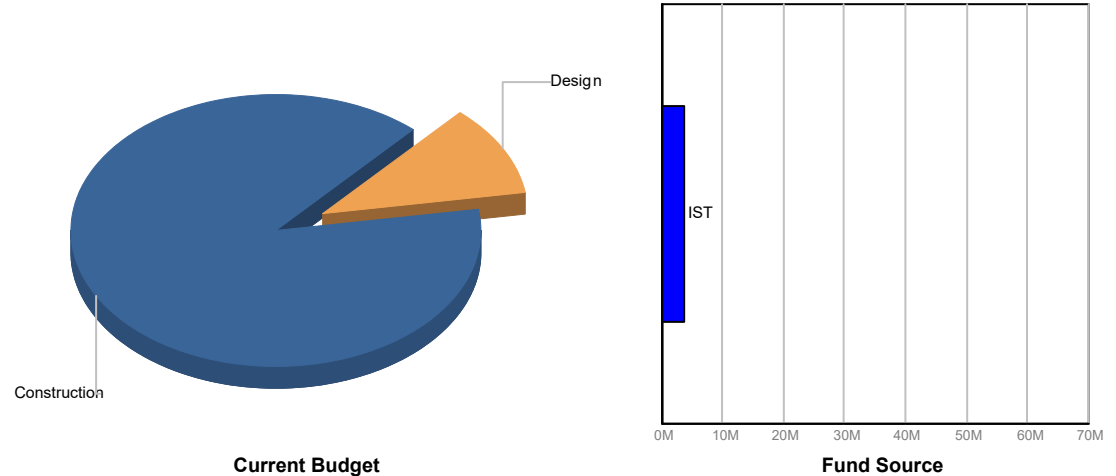
#### Consultant

SBE 100%  
 Local 100%  
 WBE N/A  
 MBE N/A

#### Contractor

SBE TBD  
 Local TBD  
 WBE TBD  
 MBE TBD

### FUNDING



### FINANCIAL SUMMARY

	Project Budget	Committed	% Committed	Paid To Date
	A	B	C=B/A	D
Design	\$405,000	\$232,804	57.48%	\$109,930
Construction	\$3,326,949	\$2,327,017	69.94%	\$1,767,083
<b>TOTAL</b>	<b>\$3,731,949</b>	<b>\$2,559,821</b>	<b>68.59%</b>	<b>\$1,877,013</b>

### NOTES

Carlin Tennis - Project complete and closed. Lake Lytal Ballfield -Construction complete and closed  
 Seminole Palms Ballfield & MPF - Construction complete and currently in close-out. South County Tennis -Currently in construction. Caloosa Basketball & Tennis -Davco contract schedule agenda item for approval at BCC 5/16/23 meeting. Fixtures to be delivered by Musco 6/12/23. Construction schedule TBD. Caloosa Racquetball-RFP advertised. Dyer Basketball -Construction completed and in close-out. Veterans Memorial Tennis & Basketball - RFP awarded to Grid One and WO1 signature received from Grid One. Musco delivered fixtures on 2/27/2023. Construction is ongoing.





# Monthly Infrastructure Sales Tax Project Report

## Large Cap Projects

Data Date: 04/20/2023

Report Date: 04/30/2023

### DESCRIPTION/TEAM

**Project Title: Bert Winters Park Redevelopment**

Project Number: T041  
 BCC District: 01  
 Delivery Method: Annual Contract  
 Category: E02-Existing Park Redevelopment or Expansion  
 Status: Design  
 Designer: Architecture Green  
 Contractor: TBD  
 Project Manager: Sunil Jagoo

### SCOPE

Demolish former PBMI building, tennis courts, and playground. Remove lights and poles servicing Field 2. Renovate Baseball Field 1. Construct new regulation 220' x 360' multipurpose field. Construct new 30' x 60' rental pavilion. Construct new playground area. Renovate existing day use dock for public use. Construct new paved parking, curbing, landscaping, sidewalks and picnic areas. Install new underground infrastructure and site lighting.  
 FY 2019 IST \$200,000  
 FY 2021 IST \$1,500,000  
 \$200K FRDAP Phase II Redevelopment Grant (Construction)  
 \$220K FIND Phase II Planning, Design and Permitting Costs  
 \$1M FIND Phase II Redevelopment (Construction) – Application pending

### PHOTO



### SCHEDULE SUMMARY

	Original	Actual
Project Start	8/22/2019	8/22/2019
Asbestos Report Initiated	8/23/2019	8/23/2019
Asbestos Report Completion	10/1/2019	10/1/2019
Demolition Start	11/12/2019	4/16/2020
Demolition Completion	12/5/2019	8/17/2020
Design Completion (Dock)	7/1/2020	11/16/2022
Permitting Start(Dock)	7/15/2020	11/30/2022
Permitting Completion(Dock)	12/31/2020	3/29/2023
Permitting Start(Site)		

### PARTICIPATION

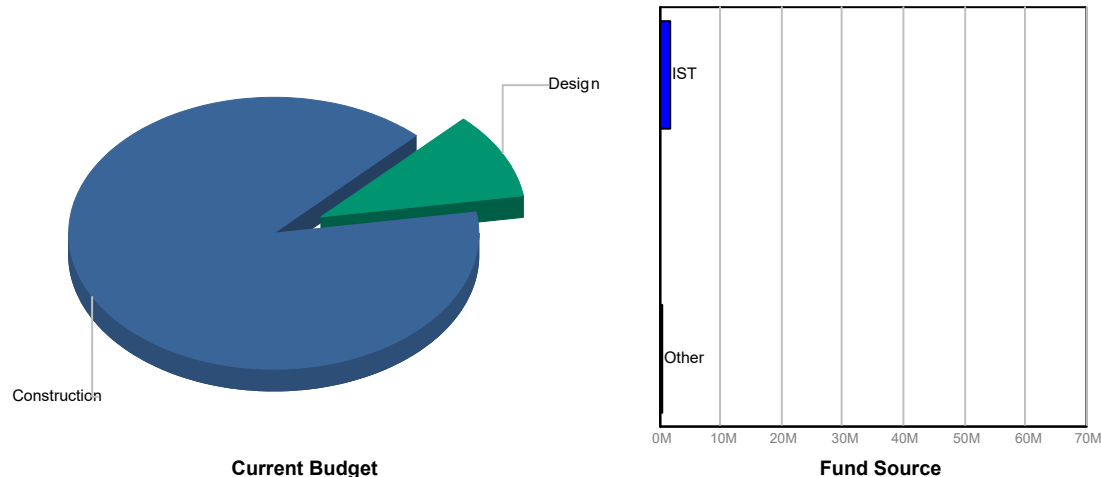
**Consultant**

SBE 89.28%  
 Local 100%  
 WBE N/A  
 MBE N/A

**Contractor**

SBE TBD  
 Local TBD  
 WBE TBD  
 MBE TBD

### FUNDING



### FINANCIAL SUMMARY

	Project Budget	Committed	% Committed	Paid To Date
	A	B	C=B/A	D
Design	\$220,000	\$0	0.00%	\$0
Construction	\$1,900,000	\$815,117	42.90%	\$232,715
Other	\$0	\$10,958	0.00%	\$10,958
Contingency	\$0	\$270	0.00%	\$270
<b>TOTAL</b>	<b>\$2,120,000</b>	<b>\$826,345</b>	<b>38.98%</b>	<b>\$243,942</b>

### NOTES

Dock Permit-Permit set of drawings was submitted to the Army Corp of Engineers for review on 11/8/2022. Permit was issued on 3/29/2023.  
 Site Permit-100% Design Development plans were submitted to CID for review on 2/27/2023. Plans were reviewed and comments sent to the consultant for revision on 3/27/2023. Meeting was held to discuss comments on 5/01/2023. The Consultant will revise and resubmit for review.



# Monthly Infrastructure Sales Tax Project Report

## Large Cap Projects

Data Date: 04/20/2023

Report Date: 04/30/2023

### DESCRIPTION/TEAM

**Project Title:** Aqua Crest Pool Facility Replacement

Project Number: T077  
 BCC District: 07  
 Delivery Method: CMR  
 Category: A02-Aquatic Facility Repair and Replacement  
 Status: Design  
 Designer: Ohlson Lavoie Collaborative  
 Contractor: TBD  
 Project Manager: TBA

### SCOPE

The work consist of the design and renovation of the existing Aqua Crest pool facility. The scope includes but is not limited to: pool improvements such as leak detection, re-surface, lane marker replacement, filtration system replacement; pool deck renovations; demolition of wadding pool; new splash pad; relocation of ticketing booth, admin offices, guards room and weight's room; bathroom renovations; new shade structures and Marquee sign.  
 FY 2019 IST: \$6,000,000  
 FY 2022 IST: (\$5,000,000)  
 FY 2023 IST: \$11,152,500

### PHOTO



### SCHEDULE SUMMARY

	Original	Actual
Pre-Scope meeting	2/20/2019	2/20/2019
Design Services Advertisement	6/17/2019	8/4/2019
Consultant BCC Approval	1/14/2020	
Design Start	1/21/2020	
Construction Start	3/9/2021	
Substantial Completion	3/8/2022	
Project Close-out	5/3/2022	

### PARTICIPATION

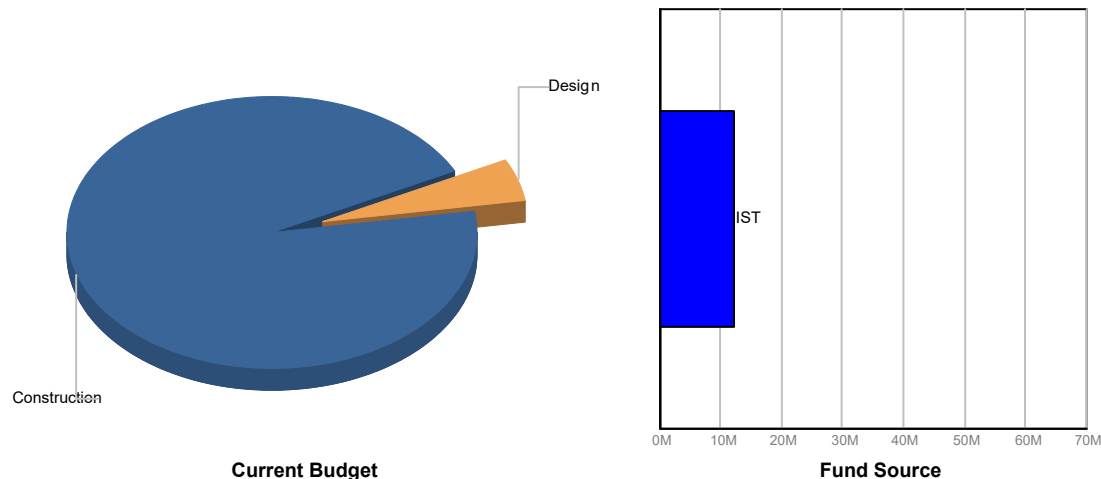
#### Consultant

SBE TBD  
 Local TBD  
 WBE N/A  
 MBE N/A

#### Contractor

SBE TBD  
 Local TBD  
 WBE TBD  
 MBE TBD

### FUNDING



### FINANCIAL SUMMARY

	Project Budget	Committed	% Committed	Paid To Date
	A	B	C=B/A	D
Design	\$600,000	\$123,916	20.65%	\$106,650
Construction	\$11,552,500	\$15,099	0.13%	\$15,099
<b>TOTAL</b>	<b>\$12,152,500</b>	<b>\$139,015</b>	<b>1.14%</b>	<b>\$121,749</b>

### NOTES

Pre-scope meeting TBD until new PM comes on board.



# Monthly Infrastructure Sales Tax Project Report

## Large Cap Projects

Data Date: 04/20/2023

Report Date: 04/30/2023

### DESCRIPTION/TEAM

### SCOPE

### PHOTO

**Project Title:** Dyer Park Athletic Field Renovation

Project Number: T099  
 BCC District: 07  
 Delivery Method: Annual Contract  
 Category: A06-Athletic Field Renovations  
 Status: Design  
 Designer: Florida Transportation Engineering  
 Contractor: TBD  
 Project Manager: Stuart Patterson

Replacement of existing grass field turf with synthetic turf on multi-purpose field 3, 4, & 5 as well as additional damaged area.  
 Funded: FY 2020 \$6,000,000



### SCHEDULE SUMMARY

	Original	Actual
Begin Existing Site Surveys	1/29/2020	1/29/2020
Complete Existing Site Surveys	6/30/2020	5/29/2020
Finalization of Existing Site Surveys	8/30/2020	10/16/2020
Design RFP Proposals Due	9/4/2020	9/10/2020
Design RFP Final Selection	10/29/2020	10/29/2020
Consultant Contract Issuance	12/14/2020	4/20/2021
Design Completion	12/31/2021	
Turf Supplier RFP Proposal Due	4/30/2022	

### PARTICIPATION

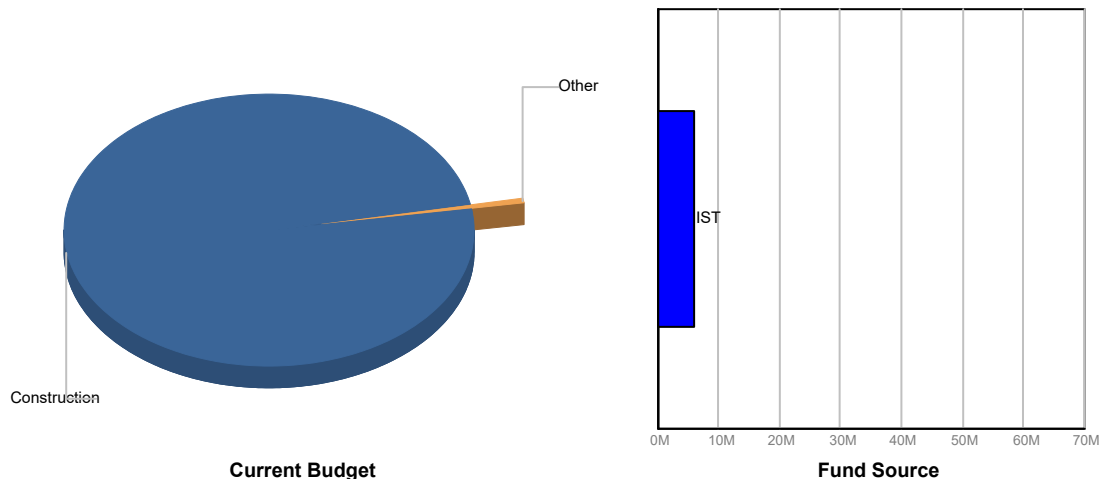
**Consultant**

SBE 25%  
 Local 25%  
 WBE 0%  
 MBE 6.13%

**Contractor**

SBE TBD  
 Local TBD  
 WBE TBD  
 MBE TBD

### FUNDING



### FINANCIAL SUMMARY

	Project Budget	Committed	% Committed	Paid To Date
	A	B	C=B/A	D
Construction	\$5,970,000	\$248,381	4.16%	\$107,985
Other	\$30,000	\$151	0.50%	\$151
<b>TOTAL</b>	<b>\$6,000,000</b>	<b>\$248,532</b>	<b>4.14%</b>	<b>\$108,136</b>

### NOTES

Due to the current and foreseeable issues with construction materials, turf design has been slowed, with a revised anticipated completion in Spring 2023. FDO Director recently declared that construction/CM RFP method will be addressed as a single, project specific contract to cover all (9) parks and associated fields. CM RFP pre-proposal meeting to be held 5/4/2023, and proposals are due 6/6/2023. Design & schedule meetings being held on 1st Wednesday of each month.



# Monthly Infrastructure Sales Tax Project Report

## Large Cap Projects

Data Date: 04/20/2023

Report Date: 04/30/2023


### DESCRIPTION/TEAM

### SCOPE

### PHOTO

**Project Title:** Caloosa Park Athletic Field Renovation

Replacement of existing grass field turf with synthetic turf on multi-purpose field 1 & 3 as well as converted from multi-purpose field 4 converted from softball.  
Funded: FY 2020 \$4,000,000



Project Number: T100  
 BCC District: 04  
 Delivery Method: TBD  
 Category: A06-Athletic Field Renovations  
 Status: Design  
 Designer: Florida Transportation Engineering  
 Contractor: TBD  
 Project Manager: Stuart Patterson

### SCHEDULE SUMMARY

	Original	Actual
Begin Existing Site Surveys	1/29/2020	1/29/2020
Complete Existing Site Surveys	6/30/2020	3/30/2020
Finalization of Existing Site Surveys	8/30/2020	6/7/2020
Design RFP Proposals Due	9/4/2020	9/10/2020
Design RFP Final Selection	10/29/2020	10/29/2020
Consultant Contract Issuance	12/14/2020	4/20/2021
Design Completion	12/31/2021	
Turf Supplier RFP Proposal Due		

### PARTICIPATION

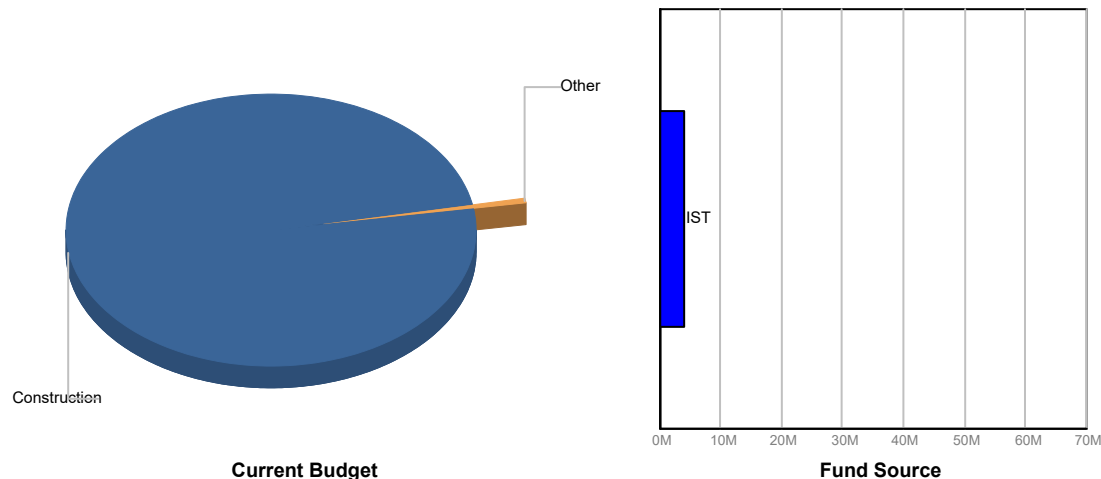
**Consultant**

- SBE 25%
- Local 25%
- WBE 0%
- MBE 6.13%

**Contractor**

- SBE TBD
- Local TBD
- WBE TBD
- MBE TBD

### FUNDING



### FINANCIAL SUMMARY

	Project Budget	Committed	% Committed	Paid To Date
	A	B	C=B/A	D
Construction	\$3,980,000	\$230,560	5.79%	\$89,209
Other	\$20,000	\$12,604	63.02%	\$12,604
<b>TOTAL</b>	<b>\$4,000,000</b>	<b>\$243,164</b>	<b>6.08%</b>	<b>\$101,814</b>

### NOTES

Due to the current and foreseeable issues with construction materials, turf design has been slowed, with a revised anticipated completion in Spring 2023. FDO Director recently declared that construction/CM RFP method will be addressed as a single, project specific contract to cover all (9) parks and associated fields. CM RFP pre-proposal meeting to be held 5/4/2023, and proposals are due 6/6/2023. Design & schedule meetings being held on 1st Wednesday of each month.



# Monthly Infrastructure Sales Tax Project Report

## Large Cap Projects

Data Date: 04/20/2023

Report Date: 04/30/2023

### DESCRIPTION/TEAM

### SCOPE

### PHOTO

**Project Title: JPP Athletic Field Renovation**

Replacement of existing grass field turf with synthetic turf on the Miracle League Field as well as short field multi-purpose field, converted from softball 1.  
Funded: FY 2020 \$3,222,000



Project Number: T101  
 BCC District: 03  
 Delivery Method: TBD  
 Category: A06-Athletic Field Renovations  
 Status: Design  
 Designer: Florida Transportation Engineering  
 Contractor: TBD  
 Project Manager: Stuart Patterson

### SCHEDULE SUMMARY

	Original	Actual
Begin Existing Site Surveys	1/29/2020	1/29/2020
Complete Existing Site Surveys	6/30/2020	4/15/2020
Finalization of Existing Site Surveys	8/30/2020	10/15/2020
Design RFP Proposals Due	9/4/2020	9/10/2020
Design RFP Final Selection	10/29/2020	10/29/2020
Consultant Contract Issuance	12/14/2020	4/20/2021
Design Completion	12/31/2021	
Turf Supplier RFP Proposal Due	4/30/2022	

### PARTICIPATION

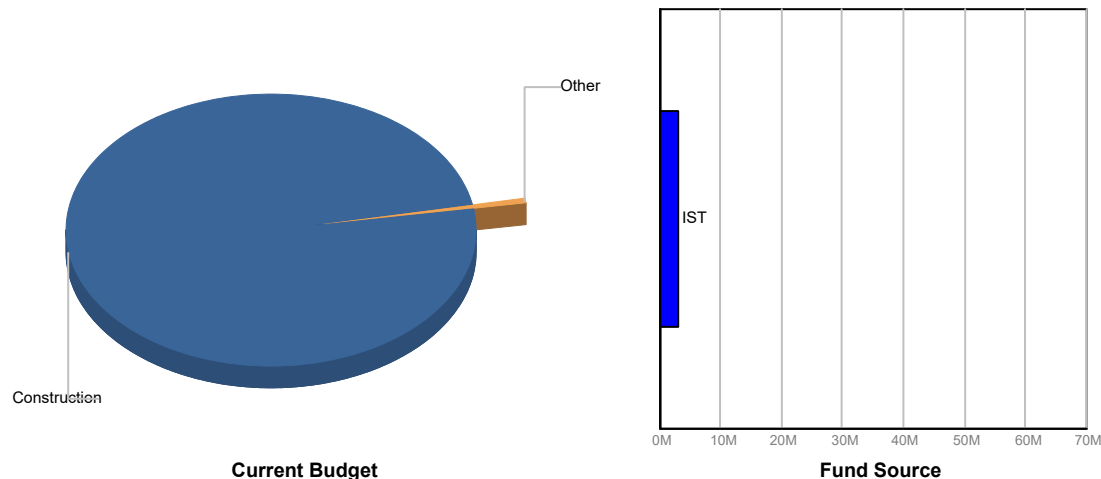
**Consultant**

- SBE 25%
- Local 25%
- WBE 0%
- MBE 6.13%

**Contractor**

- SBE TBD
- Local TBD
- WBE TBD
- MBE TBD

### FUNDING



### FINANCIAL SUMMARY

	Project Budget	Committed	% Committed	Paid To Date
	A	B	C=B/A	D
Construction	\$3,204,000	\$198,824	6.21%	\$84,733
Other	\$16,000	\$80	0.50%	\$80
<b>TOTAL</b>	<b>\$3,220,000</b>	<b>\$198,903</b>	<b>6.18%</b>	<b>\$84,812</b>

### NOTES

Due to the current and foreseeable issues with construction materials, turf design has been slowed, with a revised anticipated completion in Spring 2023. FDO Director recently declared that construction/CM RFP method will be addressed as a single, project specific contract to cover all (9) parks and associated fields. CM RFP pre-proposal meeting to be held 5/4/2023, and proposals are due 6/6/2023. Design & schedule meetings being held on 1st Wednesday of each month.



# Monthly Infrastructure Sales Tax Project Report

## Large Cap Projects

Data Date: 04/20/2023

Report Date: 04/30/2023

### DESCRIPTION/TEAM

### SCOPE

### PHOTO

**Project Title:** Loggers Run Park Athletic Field Renovation  
**Project Number:** T102  
**BCC District:** 05  
**Delivery Method:** TBD  
**Category:** A06-Athletic Field Renovations  
**Status:** Design  
**Designer:** FTE  
**Contractor:** TBD  
**Project Manager:** Stuart Patterson

Replacement of existing grass field turf with synthetic turf on multi-purpose field 1 & 2.  
 FY 2020 IST \$3,200,000  
 FY 2022 IST (\$700,000)



### SCHEDULE SUMMARY

	Original	Actual
Begin Existing Site Surveys	1/29/2020	1/29/2020
Complete Existing Site Surveys	6/30/2020	3/16/2020
Finalization of Existing Site Surveys	8/30/2020	10/16/2020
Design RFP Proposals Due	9/4/2020	9/10/2020
Design RFP Final Selection	10/29/2020	10/29/2020
Consultant Contract Issuance	12/14/2020	4/20/2021
Design Completion	12/31/2021	
Turf Supplier RFP Proposal Due	4/30/2022	

### PARTICIPATION

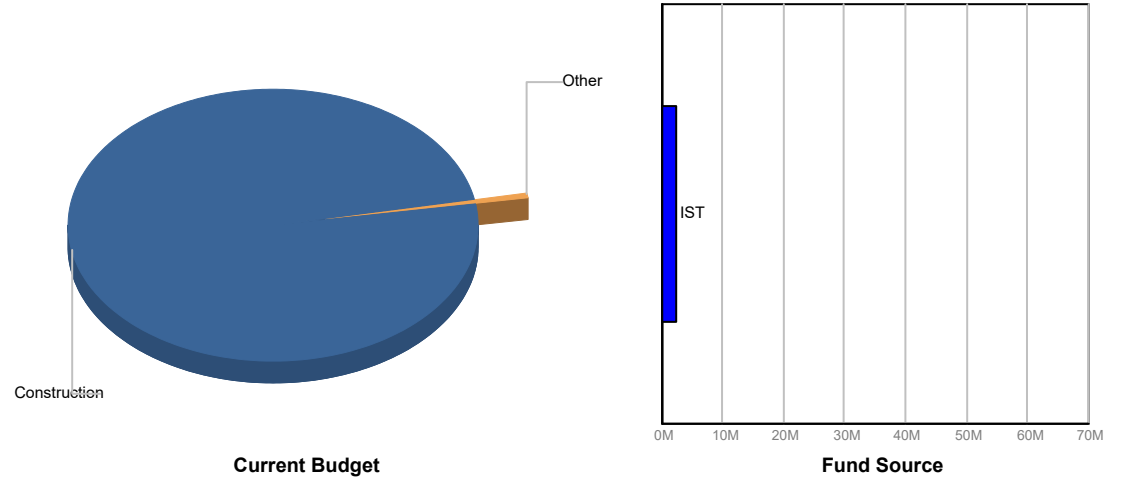
**Consultant**

- SBE 25%
- Local 25%
- WBE 0%
- MBE 6.13%

**Contractor**

- SBE TBD
- Local TBD
- WBE TBD
- MBE TBD

### FUNDING



### FINANCIAL SUMMARY

	Project Budget	Committed	% Committed	Paid To Date
	A	B	C=B/A	D
Construction	\$2,484,000	\$182,953	7.37%	\$73,658
Other	\$16,000	\$15,324	95.78%	\$15,324
<b>TOTAL</b>	<b>\$2,500,000</b>	<b>\$198,277</b>	<b>7.93%</b>	<b>\$88,983</b>

### NOTES

Due to the current and foreseeable issues with construction materials, turf design has been slowed, with a revised anticipated completion in Spring 2023. FDO Director recently declared that construction/CM RFP method will be addressed as a single, project specific contract to cover all (9) parks and associated fields. CM RFP pre-proposal meeting to be held 5/4/2023, and proposals are due 6/6/2023. Design & schedule meetings being held on 1st Wednesday of each month.



# Monthly Infrastructure Sales Tax Project Report

## Large Cap Projects

Data Date: 04/20/2023

Report Date: 04/30/2023

### DESCRIPTION/TEAM

### SCOPE

### PHOTO

**Project Title:** Samuel Friedland District Park Expansion  
**Project Number:** T103  
**BCC District:** 06  
**Delivery Method:** TBD  
**Category:** A06-Athletic Field Renovations  
**Status:** Design  
**Designer:** Florida Transportation Engineering  
**Contractor:** TBD  
**Project Manager:** Stuart Patterson

Replacement of existing grass field turf with synthetic turf on multi-purpose field 9 & 10 as well as the open play field.  
 Funded: FY 2020 \$3,000,000



### SCHEDULE SUMMARY

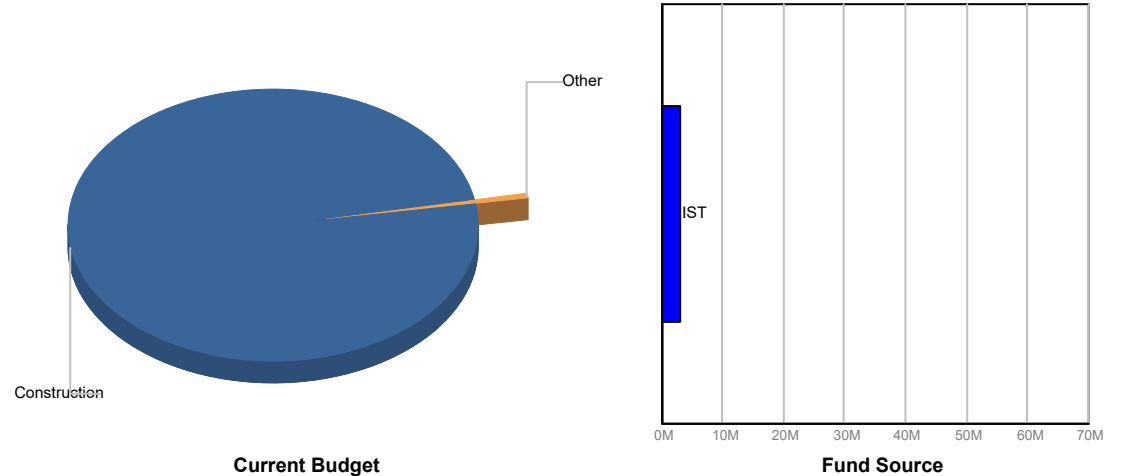
	Original	Actual
Begin Existing Site Surveys	1/20/2020	1/29/2020
Complete Existing Site Surveys	6/30/2020	2/28/2020
Finalization of Existing Site Surveys	8/30/2020	10/16/2020
Design RFP Proposals Due	9/4/2020	9/10/2020
Design RFP Final Selection	10/29/2020	10/29/2020
Consultant Contract Issuance	12/14/2020	4/20/2021
Design Completion	12/31/2021	
Turf Supplier RFP Proposal Due	4/30/2022	

### PARTICIPATION

**Consultant**  
 SBE 25%  
 Local 25%  
 WBE 0%  
 MBE 6.13%

**Contractor**  
 SBE TBD  
 Local TBD  
 WBE TBD  
 MBE TBD

### FUNDING



### FINANCIAL SUMMARY

	Project Budget	Committed	% Committed	Paid To Date
	A	B	C=B/A	D
Construction	\$2,985,000	\$183,820	6.16%	\$69,678
Other	\$15,000	\$10,559	70.40%	\$10,559
<b>TOTAL</b>	<b>\$3,000,000</b>	<b>\$194,379</b>	<b>6.48%</b>	<b>\$80,238</b>

### NOTES

Due to the current and foreseeable issues with construction materials, turf design has been slowed, with a revised anticipated completion in Spring 2023. FDO Director recently declared that construction/CM RFP method will be addressed as a single, project specific contract to cover all (9) parks and associated fields. CM RFP pre-proposal meeting to be held 5/4/2023, and proposals are due 6/6/2023. Design & schedule meetings being held on 1st Wednesday of each month.




# Monthly Infrastructure Sales Tax Project Report

## Large Cap Projects

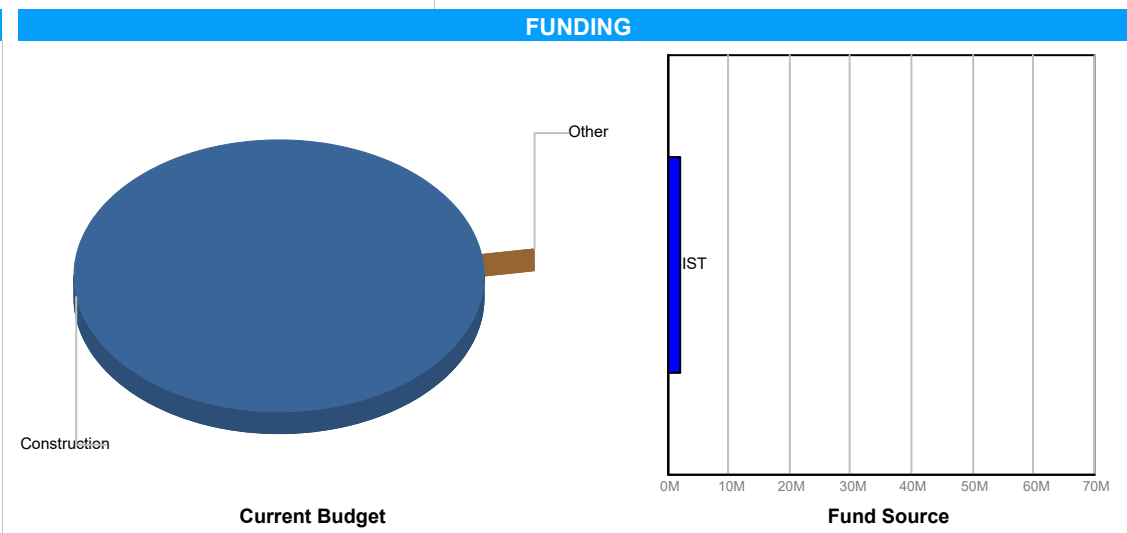
Data Date: 04/20/2023

Report Date: 04/30/2023

DESCRIPTION/TEAM	SCOPE	PHOTO
<p><b>Project Title:</b> Westgate Park Restroom and Athletic Field Renovation</p> <p>Project Number: T110</p> <p>BCC District: 07</p> <p>Delivery Method: TBD</p> <p>Category: E02-Existing Park Redevelopment or Expansion</p> <p>Status: Design</p> <p>Designer: Florida Transportation Engineering</p> <p>Contractor: TBD</p> <p>Project Manager: Stuart Patterson</p>	<p>Replacement of existing grass field turf with synthetic turf on multi-purpose field 1.</p> <p>Funded:</p> <p>FY 2020 IST \$250,000</p> <p>FY 2022 IST \$1,750,000</p>	

SCHEDULE SUMMARY		
	Original	Actual
Begin Existing Site Surveys	1/29/2020	1/29/2020
Complete Existing Site Surveys	6/30/2020	6/1/2021
Finalization of Existing Site Surveys	8/30/2020	8/25/2021
Design RFP Proposals Due	9/4/2020	9/10/2020
Design RFP Final Selection	10/29/2020	10/29/2020
Consultant Contract Issuance	12/14/2020	4/20/2021
Design Completion	12/31/2021	
Turf Supplier RFP Proposal Due	4/30/2022	

PARTICIPATION	
<b>Consultant</b>	
SBE	25%
Local	25%
WBE	0%
MBE	6.13%
<b>Contractor</b>	
SBE	TBD
Local	TBD
WBE	TBD
MBE	TBD



FINANCIAL SUMMARY				
	Project Budget	Committed	% Committed	Paid To Date
	A	B	C=B/A	D
Construction	\$1,998,750	\$163,018	8.16%	\$70,326
Other	\$1,250	\$0	0.00%	\$0
<b>TOTAL</b>	<b>\$2,000,000</b>	<b>\$163,018</b>	<b>8.15%</b>	<b>\$70,326</b>

**NOTES**

Due to the current and foreseeable issues with construction materials, turf design has been slowed, with a revised anticipated completion in Spring 2023. FDO Director recently declared that construction/CM RFP method will be addressed as a single, project specific contract to cover all (9) parks and associated fields. CM RFP pre-proposal meeting to be held 5/4/2023, and proposals are due 6/6/2023. Design & schedule meetings being held on 1st Wednesday of each month.





# Monthly Infrastructure Sales Tax Project Report

## Large Cap Projects

Data Date: 04/20/2023

Report Date: 04/30/2023

### DESCRIPTION/TEAM

### SCOPE

### PHOTO

**Project Title:** Dubois Park Var Historic Building Repair and Renovation  
**Project Number:** T111  
**BCC District:** 01  
**Delivery Method:** Annual Contract  
**Category:** P08-Public Building Repair Replacement & Expans  
**Status:** Construction  
**Designer:** N/A  
**Contractor:** Robling Architecture Construction  
**Project Manager:** Ben Carroll

The project consists of relocating the Pineapple Packing House structure, wood framing repairs, roof replacement and new windows, doors, electrical and HVAC, as well as renovation to the Dubois House.  
 IST FY 2020 - \$250,000  
 IST FY 2021 - \$250,000  
 IST FY 2022 - \$250,000  
 IST FY 2023 - \$250,000  
 IST FY 2024 - \$400,585  
 IST FY 2025 - \$599,415



### SCHEDULE SUMMARY

	Original	Actual
Project Start	4/12/2021	4/12/2021
Project Completion	12/13/2021	

### PARTICIPATION

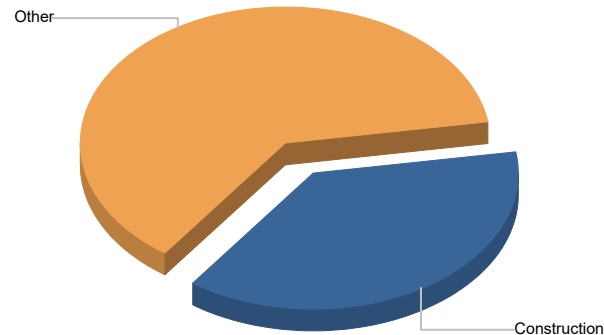
#### Consultant

SBE N/A  
 Local N/A  
 WBE N/A  
 MBE N/A

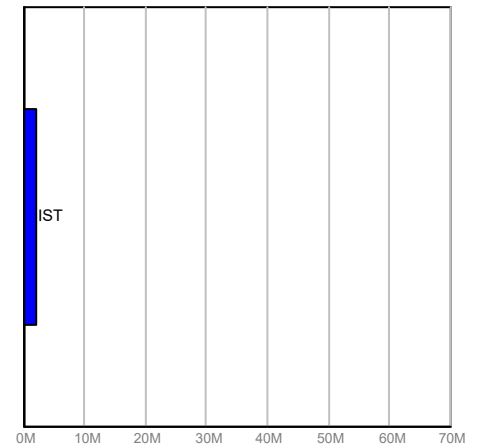
#### Contractor

SBE 10.46%  
 Local 100%  
 WBE 0%  
 MBE 0%

### FUNDING



Current Budget



Fund Source

### FINANCIAL SUMMARY

	Project Budget	Committed	% Committed	Paid To Date
	A	B	C=B/A	D
Construction	\$748,750	\$291,773	38.97%	\$185,577
Other	\$1,251,250	\$6,524	0.52%	\$6,524
<b>TOTAL</b>	<b>\$2,000,000</b>	<b>\$298,297</b>	<b>14.91%</b>	<b>\$192,101</b>

### NOTES

Pineapple House(\$400,000); Project is substantially complete. Parks want to add additional display cases for the interior. Awaiting conceptual from Parks.  
 Pioneer House; Parks to coordinate with State Preservation officer on ADA requirements . The entire area of DuBois Park is located within the Unincorporated Palm Beach County.  
 Dubois House: Project commencement is anticipated in 2023.



# Monthly Infrastructure Sales Tax Project Report

## Large Cap Projects

Data Date: 04/20/2023

Report Date: 04/30/2023

### DESCRIPTION/TEAM

### SCOPE

### PHOTO

**Project Title:** Canyon's District Park New Park Development  
**Project Number:** T122  
**BCC District:** 05  
**Delivery Method:** Construction Manager at Risk  
**Category:** N02-New Park Development  
**Status:** Construction  
**Designer:** Architecture Green  
**Contractor:** Kaufman Lynn  
**Project Manager:** Stuart Patterson

The project consists of the construction of a 52 acre Park south of Boynton Beach Blvd, along the west side of Acme Dairy Rd. with the Canyon Lakes Communities bordering the south and west limits of the site. The park will be constructed in two phases. Phase I will need to be completed in order to transfer the multi-purpose activities that currently take place on two existing soccer fields located to the west of the park. Once transferred the old soccer fields site will become the site of the new Canyon District Library.



Impact Fees \$4,755,000  
 FY 2021 IST \$12,000,000  
 FY 2022 IST \$12,983,740

### SCHEDULE SUMMARY

	Original	Actual
GMP Approval-Phase I	1/14/2021	5/4/2021
Construction Start-Phase I	1/27/2021	1/4/2021
Construction Completion-Phase I	1/27/2022	10/31/2022
Project Completion-Phase II	3/27/2022	
Construction Start-Phase II	3/4/2024	

### PARTICIPATION

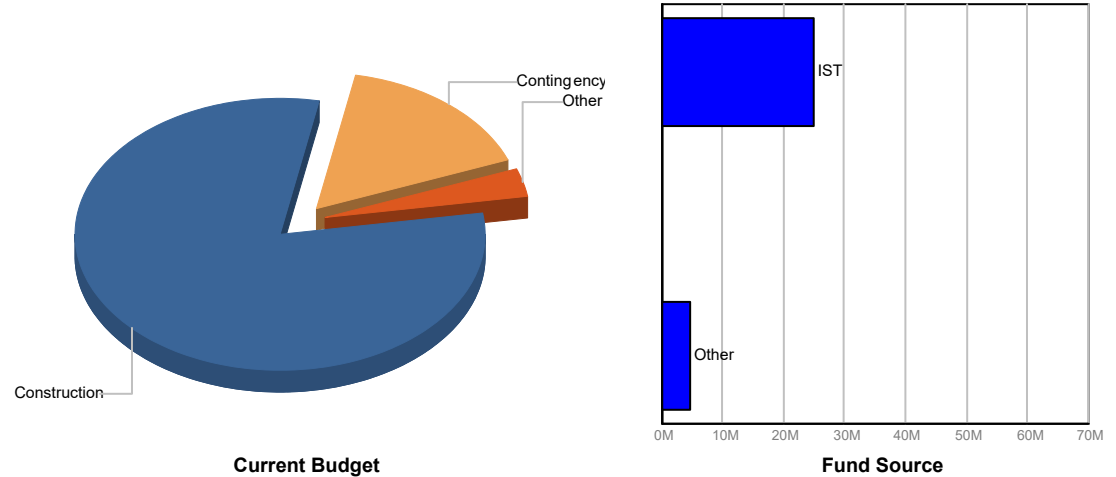
**Consultant**

- SBE 75.93%
- Local 100%
- WBE 21.41%
- MBE 0%

**Contractor**

- SBE 22.32%
- Local 100%
- WBE 22.32%
- MBE 22.32%

### FUNDING



### FINANCIAL SUMMARY

	Project Budget	Committed	% Committed	Paid To Date
	A	B	C=B/A	D
Design	\$0	\$73,982	0.00%	\$150,569
Construction	\$23,983,740	\$11,068,961	46.15%	\$9,892,421
Other	\$1,000,000	\$1,134,544	113.45%	\$1,134,544
Contingency	\$4,755,000	\$0	0.00%	\$0
<b>TOTAL</b>	<b>\$29,738,740</b>	<b>\$12,277,487</b>	<b>41.28%</b>	<b>\$11,177,534</b>

### NOTES

Phases 1 & 1A currently in close-out. Phase 2 monthly design meetings ongoing. 50% CD's submittal scheduled for 7/5/2023; 95% construction/GMP documents submittal scheduled for 9/20/2023.




# Monthly Infrastructure Sales Tax Project Report

## Large Cap Projects

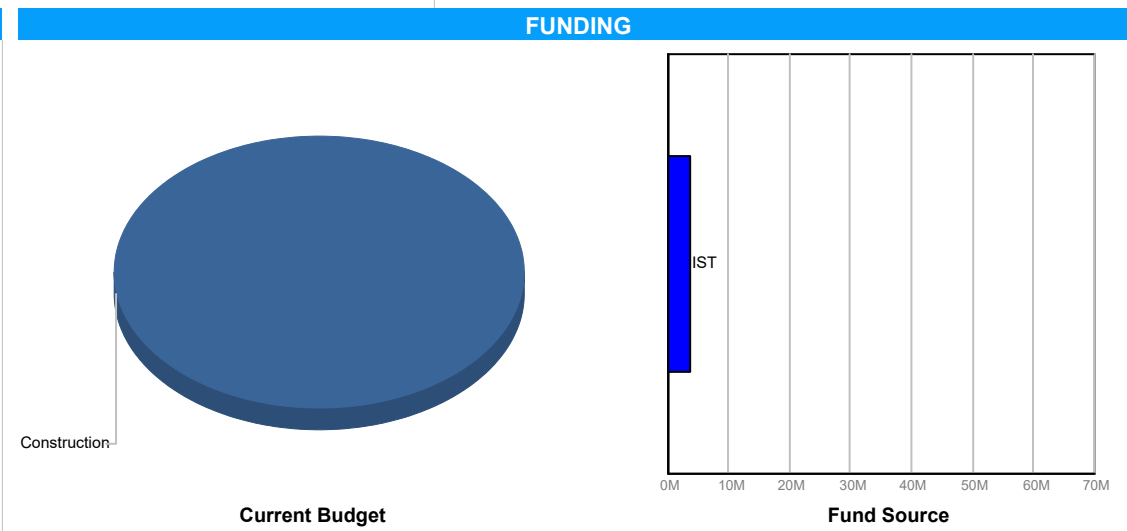
Data Date: 04/20/2023

Report Date: 04/30/2023

DESCRIPTION/TEAM	SCOPE	PHOTO
<p><b>Project Title:</b> Okeehetee Park South Expansion</p> <p>Project Number: T125            BCC District: 03            Delivery Method: Annual Contract            Category: E02-Existing Park Redevelopment or Expansion            Status: Construction            Designer: N/A            Contractor: RCP Shelters and Wynn &amp; Sons            Project Manager: Bob Hamilton</p>	<p>Inclusion of new park amenities and accrual of funds for the development of a camping island, picnic island and RV park.</p> <p>FY21: \$1,000,000            FY22: \$1,000,000            FY23: \$1,075,000</p>	

SCHEDULE SUMMARY		
	Original	Actual
Start Date	9/9/2021	9/9/2021
Completion Date	5/31/2022	

PARTICIPATION	
<b>Consultant</b>	
SBE	N/A
Local	N/A
WBE	N/A
MBE	N/A
<b>Contractor</b>	
SBE	100%
Local	100%
WBE	0%
MBE	0%



FINANCIAL SUMMARY				
	Project Budget	Committed	% Committed	Paid To Date
	A	B	C=B/A	D
Construction	\$3,705,000	\$56,818	1.53%	\$56,818
<b>TOTAL</b>	<b>\$3,705,000</b>	<b>\$56,818</b>	<b>1.53%</b>	<b>\$56,818</b>

**NOTES**

Prior fund were expended for the construction of informational Kiosks.  
 No additional work orders have been processed to date.



# Monthly Infrastructure Sales Tax Project Report

## Large Cap Projects

Data Date: 04/20/2023

Report Date: 04/30/2023

### DESCRIPTION/TEAM

### SCOPE

### PHOTO

**Project Title:** Acreage Community Park Recreation Center  
**Project Number:** T156  
**BCC District:** 06  
**Delivery Method:** TBD  
**Category:** E02-Existing Park Redevelopment or Expansion  
**Status:** Design  
**Designer:** TBD  
**Contractor:** TBD  
**Project Manager:** ITID/Bob Hamilton

The project originally consisted of construction of a community/recreation center within Acreage Community Park. The project as now proposed consists of a synthetic turf multi-purpose field, state park, equestrian drop-off area and support infrastructure.



### SCHEDULE SUMMARY

	Original	Actual
Project Start	10/1/2021	4/1/2022

### PARTICIPATION

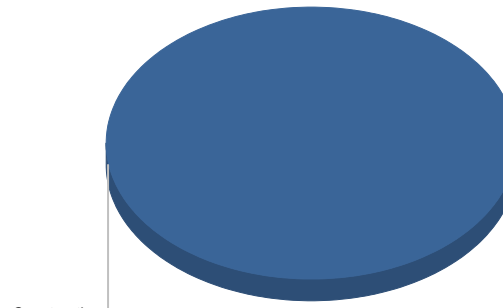
#### Consultant

- SBE TBD
- Local TBD
- WBE TBD
- MBE TBD

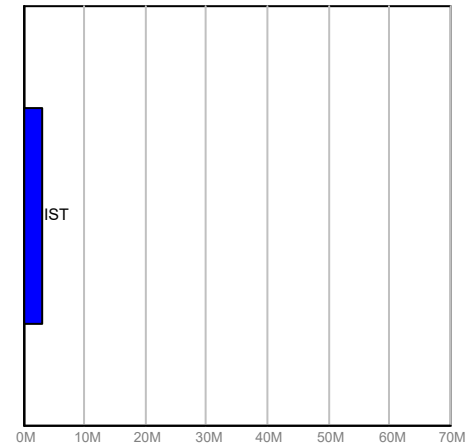
#### Contractor

- SBE TBD
- Local TBD
- WBE TBD
- MBE TBD

### FUNDING



Current Budget



Fund Source

### FINANCIAL SUMMARY

	Project Budget	Committed	% Committed	Paid To Date
	A	B	C=B/A	D
Construction	\$3,000,000	\$0	0.00%	\$0
<b>TOTAL</b>	<b>\$3,000,000</b>	<b>\$0</b>	<b>0.00%</b>	<b>\$0</b>

### NOTES

Project has entered the design phase.



# Monthly Infrastructure Sales Tax Project Report

## Large Cap Projects

Data Date: 04/20/2023

Report Date: 04/30/2023

### DESCRIPTION/TEAM

### SCOPE

### PHOTO

**Project Title:** Glades Pioneer Park Athletic Field Renovation  
**Project Number:** T175  
**BCC District:** 06  
**Delivery Method:** TBD  
**Category:** A06-Athletic Field Renovations  
**Status:** Design  
**Designer:** Florida Transportation Engineering  
**Contractor:** TBD  
**Project Manager:** Stuart Patterson

Athletic facility improvement to Glades Pioneer Park will allow for year-round use of football/soccer fields. High quality artificial surfacing will provide an excellent facility for youth and allow for minimal downtime for positive youth activities.  
**Funded:**  
 FY 2021 \$210,000  
 FY 2023 \$1,009,000



### SCHEDULE SUMMARY

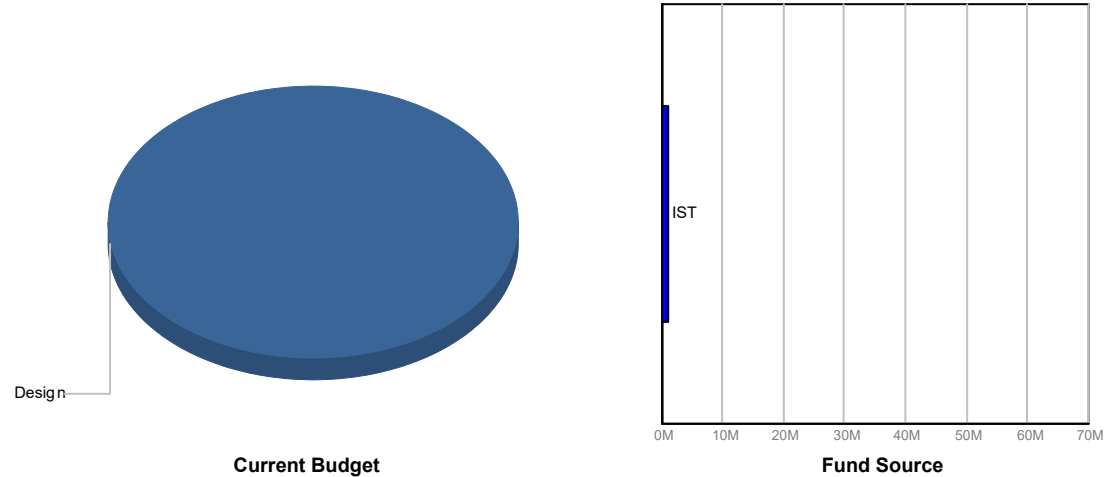
	Original	Actual
Begin Existing Site Surveys	1/29/2020	1/29/2020
Complete Existing Site Surveys	6/30/2020	5/18/2020
Finalization of Existing Site Surveys	8/30/2020	9/18/2020
Design RFP Final Selection	10/29/2020	10/29/2020
Consultant Contract Issuance	12/14/2020	
Design Completion	12/31/2021	
Turf Supplier RFP Proposal Due	4/30/2022	

### PARTICIPATION

**Consultant**  
 SBE 25%  
 Local 25%  
 WBE 0%  
 MBE 6.13%

**Contractor**  
 SBE TBD  
 Local TBD  
 WBE TBD  
 MBE TBD

### FUNDING



### FINANCIAL SUMMARY

	Project Budget	Committed	% Committed	Paid To Date
	A	B	C=B/A	D
Design	\$1,213,709	\$169,642	13.98%	\$78,689
<b>TOTAL</b>	<b>\$1,213,709</b>	<b>\$169,642</b>	<b>13.98%</b>	<b>\$78,689</b>

### NOTES

Due to the current and foreseeable issues with construction materials, turf design has been slowed, with a revised anticipated completion in Spring 2023. FDO Director recently declared that construction/CM RFP method will be addressed as a single, project specific contract to cover all (9) parks and associated fields. CM RFP pre-proposal meeting to be held 5/4/2023, and proposals are due 6/6/2023. Design & schedule meetings being held on 1st Wednesday of each month.